FIRST ANGLE PROJECTION

(ALL DIMENSIONS ARE IN mm)

DRG. NO. 0 445 31 64 061

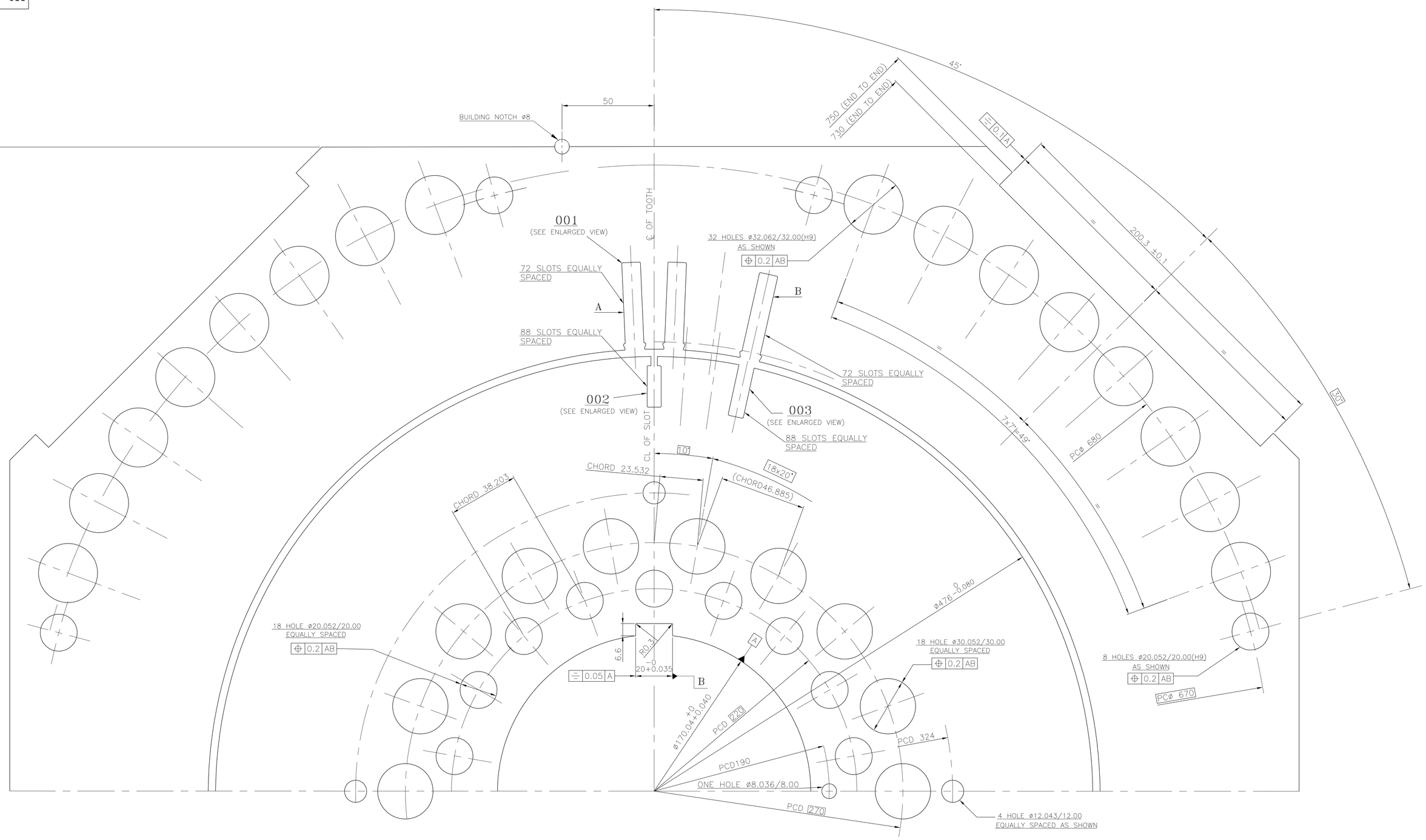

NOTES:–

1. ITEM 002 AND 003 TO BE MADE FROM INCUTS OF ITEM 001.
2. NO. OF SLOTS IN STATOR (ITEM 001) = 72.
   NO. OF SLOTS IN ROTOR (ITEMS 002 & 003) = 88.
3. BEFORE PUNCHING THE SLOTS, ORIENT THE DIRECTIONS OF ROLLING BY 90°.
4. FOUR HOLES ø12.043/12.00 ON PCD 324 AND HOLE ø8.036/8.00 ON PCD 190 ARE FOR TOOLING PURPOSE ONLY.
5. BURR LEVEL SHOULD NOT BE MORE THAN 50 MICRON.
6. SHARP CORNERS OF SLOT PORTION TO BE ROUND OFF.
7. FOR MANUFACTURING STATOR & ROTOR PUNCHING, PUNCHING (BLANK) DRAWING NO. 04453164060 TO BE REFEREED.

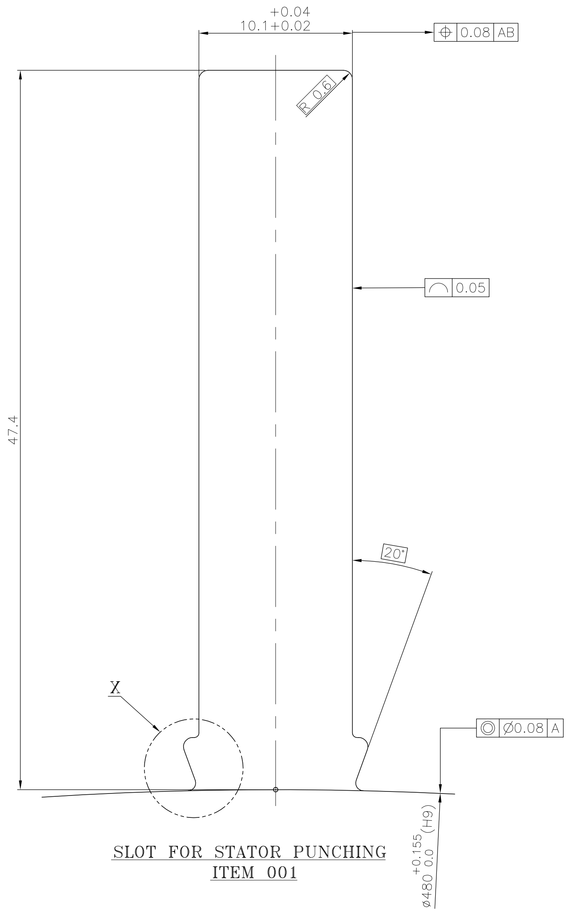

SLOT FOR STATOR PUNCHING
ITEM 001

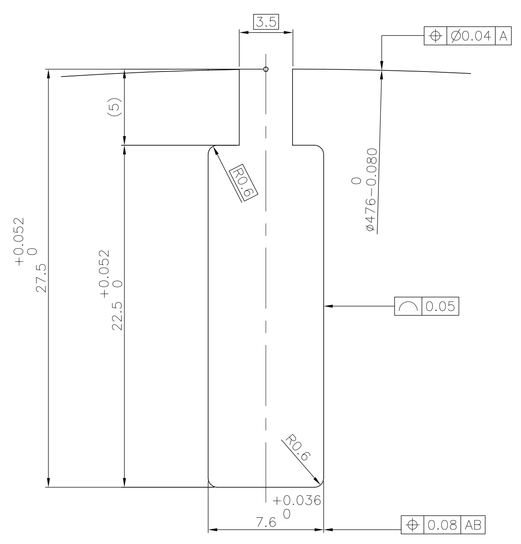

SLOT FOR ROTOR MAIN PUNCHING
ITEM 002

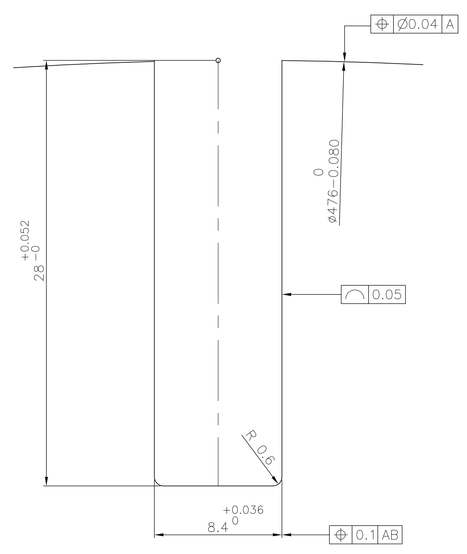

ROTOR MID PUNCHING
ITEM 003

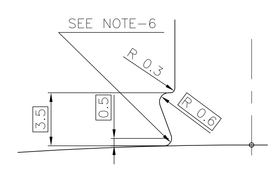

DETAIL–'X'

QTY VAR 00	REMARKS	VAR. NO.	ITEM NO.	DESCRIPTION	DRAWING NO.	IT.NO.	MATL. CODE	UNIT WT.	UOM
001	SEE NOTE–7	003		ROTOR MID PUNCHING 0.5x476x476	TM10472			KG 0.46	
001	SEE NOTE–7	002		ROTOR PUNCHING (MAIN) 0.5x476x476	TM10472			KG 0.47	
001	SEE NOTE–7	001		STATOR PUNCHING 0.5x700x700	TM10472			KG 0.69	

ADDITIONAL INFORMATION	TYPE OF PRODUCT OR NAME OF CUSTOMER/PROJECT	3 PHASE AC TRACTION MOTOR	
STATUS OF DRAWING	BHARAT HEAVY ELECTRICALS LTD. BHOPAL		
DISTRIBUTION OF PRINTS TME–1, TXM–3, PRM–3.			

	NAME	SIGN	DATE	NO. OF VAR.
DRN.	SDB		29.08.19	
CHD.	PT		29.08.19	
APPD.	VR		29.08.19	–

REV.	DATE	ALTERED / CHECKED / APPROVED	DEPT.	UNTOL. DIMS. GR.	SCALE	WEIGHT (K.G.)	REF. TO ASSY. DRG.	ITEM NO.	NO. OF ITEM
			TME CODE 405	–	NTS	–	–	–	003

ZONE

TITLE: STATOR AND ROTOR PUNCHING

DRAWING NO. 0 445 31 64 061 — REV. 00

SHT. NO. 01 — NO. OF SHT. 01

SIZE A0

THE INFORMATION ON THIS DOCUMENT IS THE PROPERTY OF BHARAT HEAVY ELECTRICALS LIMITED.
IT MUST NOT BE USED DIRECTLY OR INDIRECTLY IN ANY WAY DETRIMENTAL TO THE INTEREST OF THE COMPANY.

REF. DRG. NO. | SIGN. & DATE | INVENTORY NO.