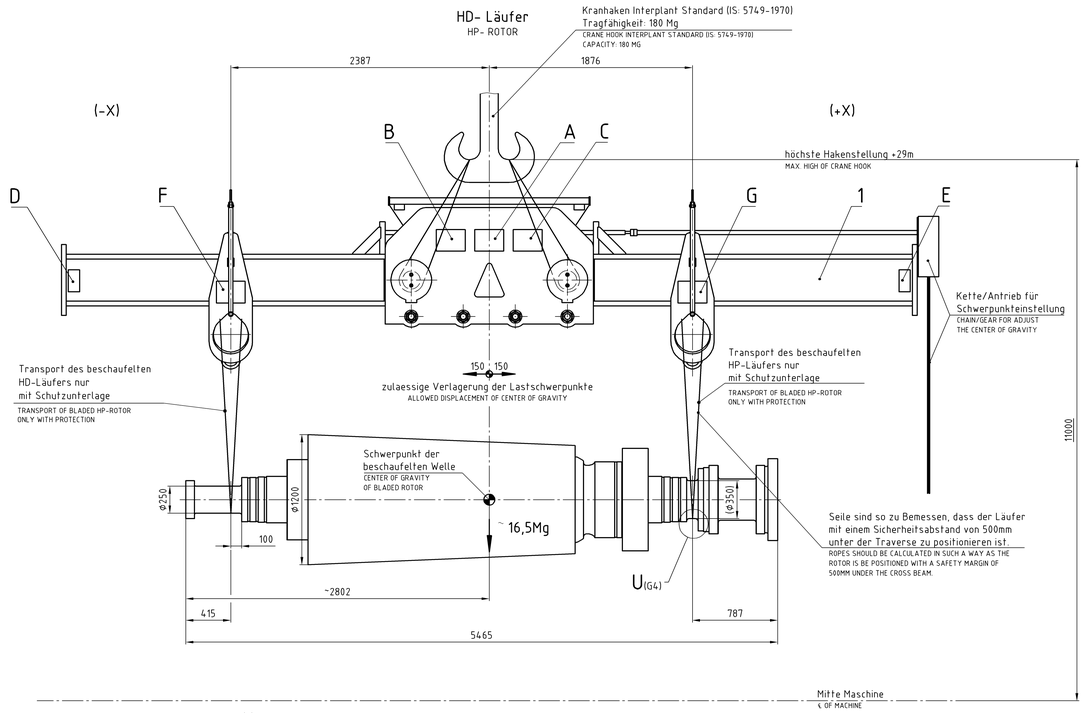

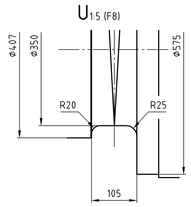

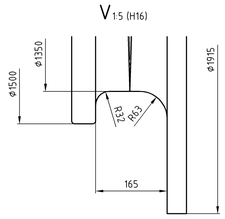

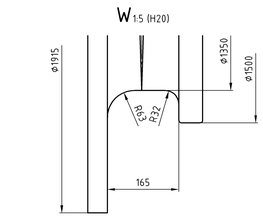

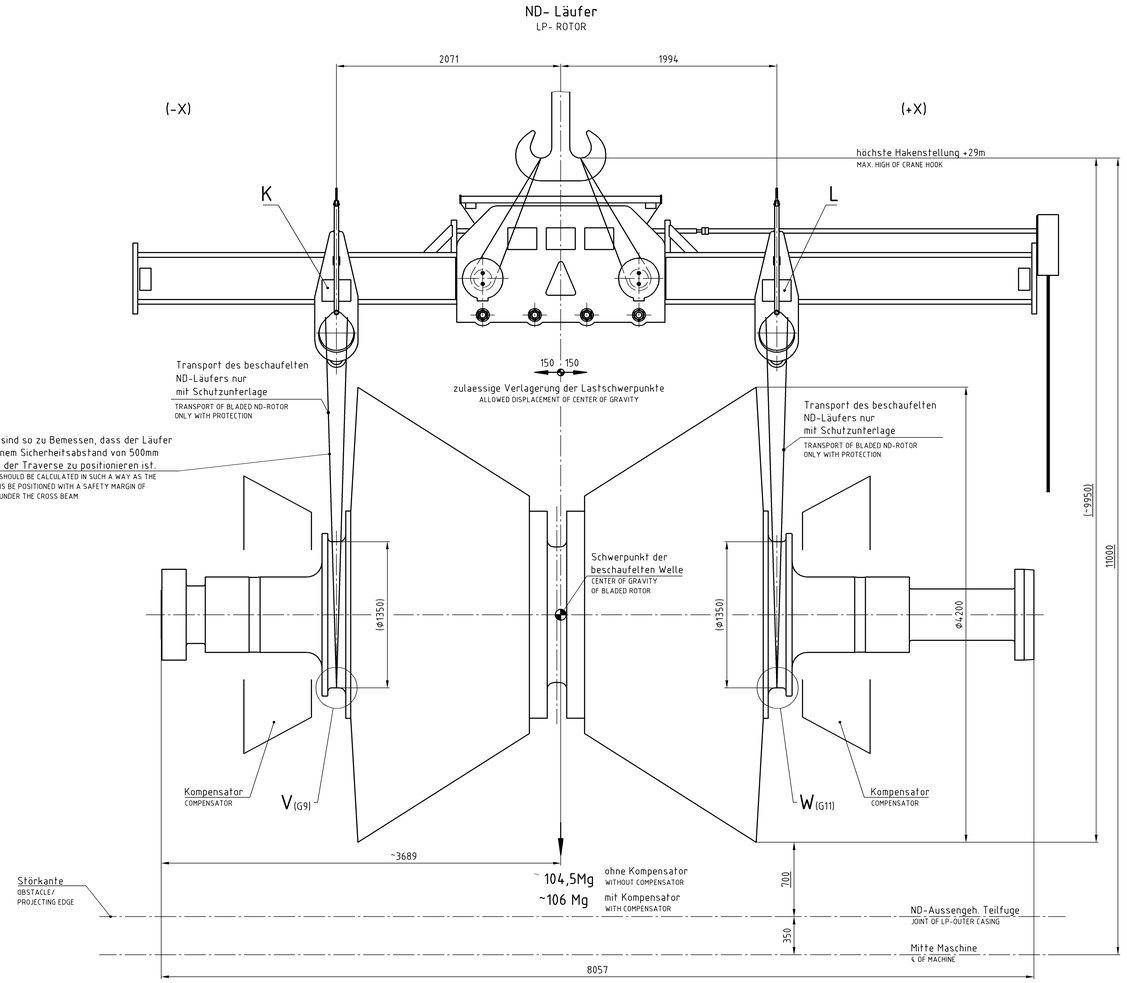

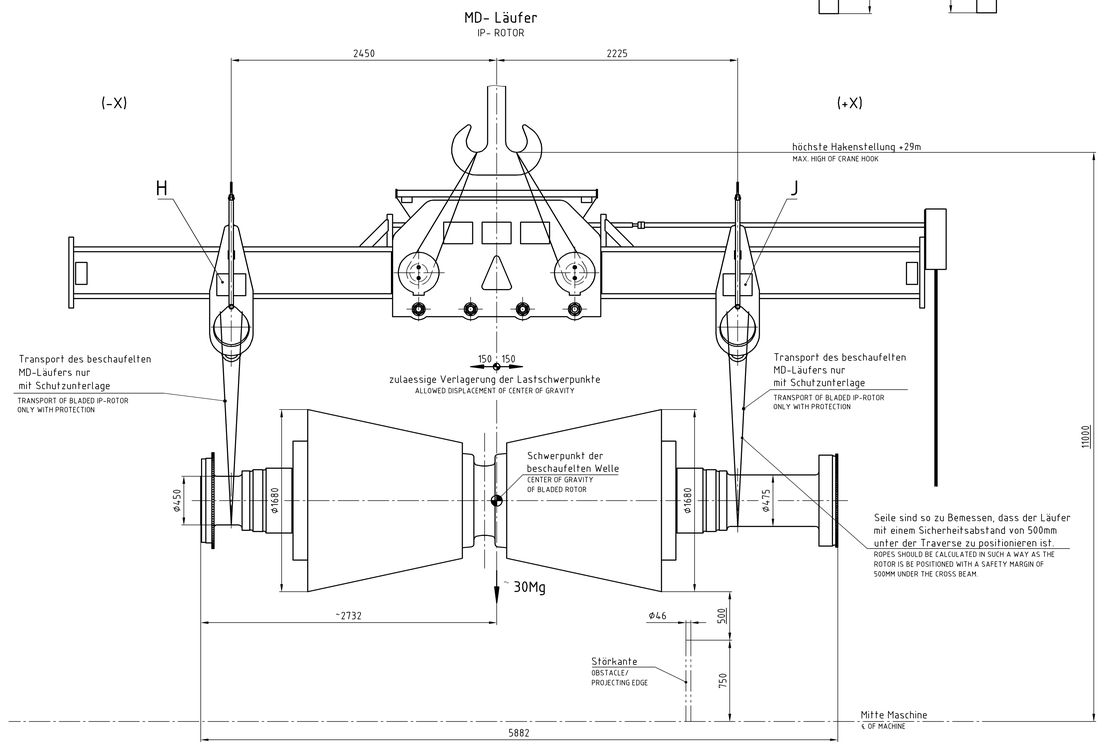

Schild Nr. PLATE No	Text TEXT
A	Typenschild des Herstellers nach Bestelldaten und TLV der Bestellung NAME PLATE OF MANUFACTURER ACC. TO THE ORDERING DATA AND ACC. TO TLV OF THE ORDER
B	zul. Verlagerung des Lastschwerpunktes ALLOWED DISPLACEMENT OF CENTER OF GRAVITY ±150mm
C	Eigengewicht WEIGHT : xxxMg
D	(-X)
E	(+X)
F	HD-Welle HP-SHAFT
G	HD-Welle HP-SHAFT
H	MD-Welle IP-SHAFT
J	MD-Welle IP-SHAFT
K	ND-Welle LP-SHAFT
L	ND-Welle LP-SHAFT
M	ND-Oberteil LP UPPER PART
N	Überströmleitung CROSS-OVER PIPE
O	Überströmleitung CROSS-OVER PIPE

Die dargestellte Traverse ist nur ein Beispiel und nicht verbindlich für die Ausführung

THE ILLUSTRATED CROSS OVER BEAM IS FOR EXAMPLE ONLY AND NOT BINDING FOR EXECUTION

Alle Gewichte inkl. Toleranzzuschlag
WEIGHTS INCL. TOLERANCE ADDITION

Achtung!

- Anordnung und Einstellung der Traverse nach Montagevorschrift des Herstellers
- Seile gegen Vertauschen gekennzeichnet
- Transport der Wellen nur mit Schutzunterlage
- Die Traverse ist beidseitig mit einer durchgehenden Arbeitsbuehne auszufuehren

ATTENTION!
- ALIGNMENT AND ADJUSTMENT FOR CROSS BEAM ACCORDING TO OPERATION INSTRUCTION OF MANUFACTURER
- ROPES MARKED TO PREVENT INTERCHANGING
- TRANSPORTATION OF ROTORS ONLY WITH PROTECTION
- THE CROSS-BEAM IS DESIGNED WITH WORK PLATFORMS ON BOTH SIDES

Hinweis!

Anschlagseite zum Kranhaken, zu den Bauteilen und Spannschlösser gehören zum Lieferumfang der Traverse

NOTE!
THE SCOPE OF SUPPLY OF LIFTING DEVICE INCLUDES LIFTING SLINGS FOR CRANE HOOK, MODULES AND TURNBUCKLES

Hierzu gehört:
TO THIS DRAWING BELONGS:

Blatt 2: 12436-014201
Blatt 3: 12436-014202
SHEET

ANY INFORMATION GIVEN IN THIS DOCUMENT IS PROPERTY OF Siemens AG TRANSMITTAL, REPRODUCTION, DISSEMINATION AND/OR EDITING OF THIS DOCUMENT AS WELL AS UTILIZATION OF ITS CONTENTS AND COMMUNICATION THERE OF TO OTHERS WITHOUT EXPRESS AUTHORIZATION ARE PROHIBITED. OFFENDERS WILL BE HELD LIABLE FOR PAYMENT OF DAMAGES. ALL RIGHTS CREATED BY PATENT GRANT OR REGISTRATION OF A UTILITY MODEL OR DESIGN PATENT ARE RESERVED.

IDENTIFICATION ACCORDING TO KUN 107.01
~~AT THE PLACE INDICATED WITH IT AT MAP SQUARE~~

TECHNOLOGY NOT SPECIFIED IN THE CCL, AL OR ECL
Technical Classification:
ECCN:EAR99 AL: N ECL: N US-Content: -
This document is subject to US and/or national export regulations. Unauthorized diversion is prohibited.In cases of doubt contack your Export Compliance Department.
Dieses Dokument unterliegt nationalen und/oder U.S. Ausfuhrvorschriften. Eine unerlaubte Weitergabe ist untersagt. Im Zweifel wenden Sie sich an Ihre Exportkontroll-Abteilung.
For determination of the correct values refer to the corresponding guidline of your Export Compliance department, please.

REVISION: SEE SEPARATE CID DOCUMENT

Siemens AG
Energy Sector

WEIGHT:	SCALE: 1:20	SPEC.: KUN 351.00	DCC:
ORIGINATED: 2011-01-03 Plenker	TITLE: LIFTING DEVICE CROSS BEAM SHEET 1		
CHECKED: 2011-02-24 Skibowski			
RELEASED: 2011-02-24 Perkams	Anhebeeinrichtung (Traverse) Blatt 1		

For Internal Use Only
COPYRIGHT (C) Siemens AG 2011
ALL RIGHTS RESERVED

LANG.-DRAWING NO. / VALUE
DSPPG-0149126
12436-014200

REV.:	SHEET:
A	1 / 1

AutoCAD A0

Z0003F2S - 2013-07-15 - DWG/DSPPG-0149126/000/A
DO NOT SCALE WORK TO DIMENSIONS SHOWN