0-36-610-24310

DRAWING NO

FOR TOLERANCES OF UNTOLERANCED DIMENSIONS DURING MANUFACTURE REFER PLANT STD. MD TP-023 0299

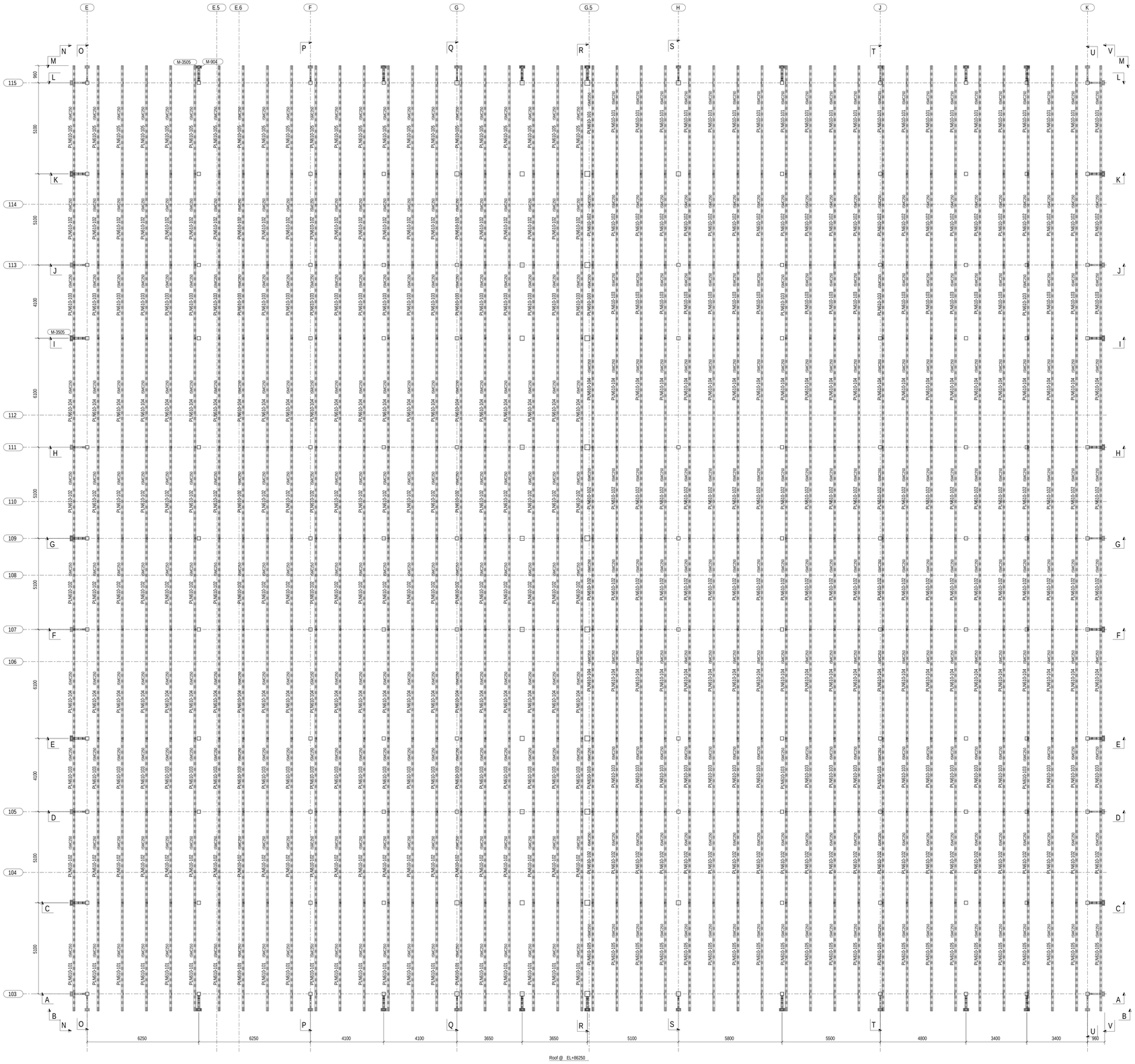

LEGENDS:-

TOS - TOP OF STEEL

TOC - TOP OF COLUMN

VBR-VERTICAL BRACING

ST-STUB BEAM

HR -HANGER

PO- POST

STA - STAR ANGLE

RBM - ROOF BEAM

NOTES:-

1. MATERIALS, WELDS AND OTHER REQURIMENTS ARE GIVEN AS PER BOILER ONLY.
2. MANUFACTURING REQUIREMENT SHALL BE DONE AS PER LATEST Q.C.P.
3. FOR PRODUCTION AND ERECTION NOTES FOR HORIZONTAL BRACING TRUSS, REFER DRAWING NO 0-35-311-15788.
4. FOR GENERAL PRODUCTION NOTES REFER DRAWING NO: 3-35-110-00995.
5. ALL THE LEVELS INDICATING IN THIS DRAWING REPRESENTS TOP OF STEEL UNLESS OTHERWISE MENTIONED.
6. FOR KEY PLAN OF COLUMNS REFER DRG NO. 0-35-181-23297.

07. BOILER ROOF STRUCTURE PRODUCTION AND ERECTION DETAILS REFER DRG.No: 0-36-610-21669

08. SUITABLE OPENINGS ARE TO BE PROVIDED FOR PIPE/ CABLE RACK & OTHER STRUCTURAL MEMBERS. PURLINS: PPGI ROOF SHEETS ARE SUITABLE CUT AT SITE.

09. PIPES AND STRUCTURAL MEMBERS PASSING THROUGH THE BOILER ROOF COVERING SHEETS IS SUITABLY CLOSED WITH PPGI PLAIN SHEETS TO AVOID RAN WATER ENTERING INSIDE THE BOILER AREA.

10. THE FABRICATOR HAS TO MAKE PUNCH MARKS ON TOP OF THE MEMBER AT THE END AS SHOWN IN FABRICATION DRAWING ON THE SAME END.PUNCH MARK IS SHOWN IN GA TO DETERMINE THE ORIENTATION OF MEMBERS DURING ERECTION.

11. WELDING OF ES3R8R MATERIAL WITH ES3R8R, WELDING OF E350BR WITH E250 &

VICE VERSA SHALL BE DONE AS PER RELEVANT QCP & WPS.

12. FOR BILL OF MATERIALS REFER FOLLOWING DRAWINGS:

:1-36-610-26640
:1-36-610-26641
:1-36-610-26658 0A

13. FOR SECTIONAL VIEW REFER FOLLOWING DRAWINGS:

FOR SECTION B-B & M-M :0-36-610-24311
FOR SECTION D-D & J-J :0-36-610-24312
FOR SECTION C-C & K-K :0-36-610-24313
FOR SECTION A-A & L-L :0-36-610-24314
FOR SECTION E-E & I-I :0-36-610-24315
FOR SECTION F-F- & H-H :0-36-610-24316
FOR SECTION G-G , N-N & V-V :0-36-610-24317
FOR SECTION S-S & T-T :0-36-610-24318
FOR SECTION P-P &Q-Q :0-36-610-24319
FOR SECTION O-O , U-U & R-R :0-36-610-24320

REV	DATE	ALTERED : K.SURESH KUMAR
01	23.05.18	CHD & APPD : M.PADMANABAN
ZONE 0A		REFERENCE DRAWING NUMBER CORRECTED

CAUTION: The information on this document is the property of BHARAT HEAVY ELECTRICALS LTD and to be used directly or indirectly in any way detrimental to the interests of the Company.

TYPE OF PRODUCT
OR NAME OF
CUSTOMER/PROJECT

Bharat Heavy Electricals Ltd
UNIT: HIGH PRESSURE BOILER PLANT
TIRUCHIRAPALLI - 620014

	NAME	SIGNATURE	DATE
DRN	K.SURESHKUMAR		22.05.2018
CHD	M.PADMANABAN		22.05.2018
APPD	M.SHANMUGAM		22.05.2018

BS-852

DEPT	ALL DIMENSIONS ARE IN MM	PROJECTION	SCALE	WEIGHT (Kg)
ST			NTS	
CODE 122				REF TO ASSY / SUB DWG

TITLE
ROOF STRUCTURE SECTIONAL ARRANGEMENT PLAN

DRAWING NO : 0-36-610-24310

REV 01

DRAWING NO 0-36-610-24311

FOR TOLERANCES OF UNTOLERANCED DIMENSIONS DURING MANUFACTURE REFER PLANT STD. NO TP-023 0299

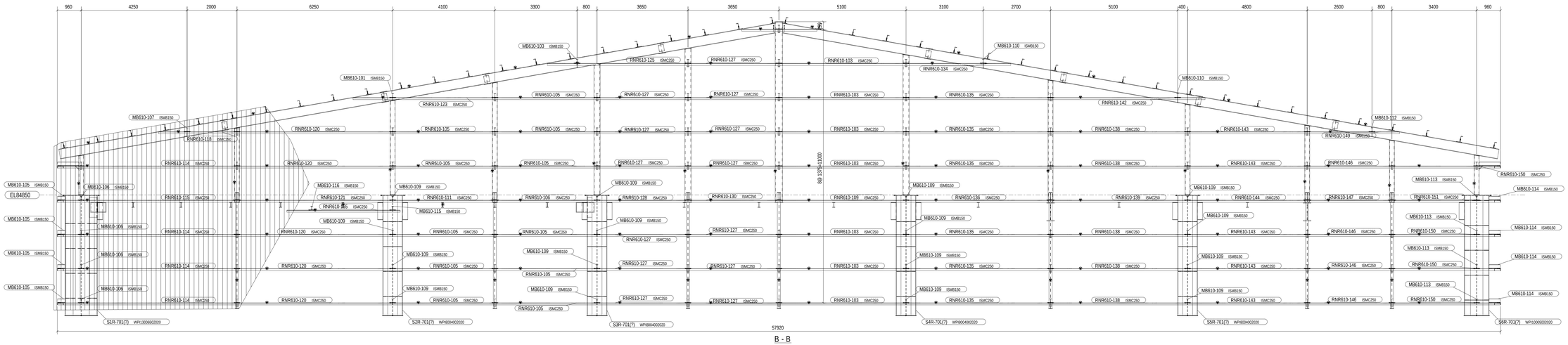

B - B

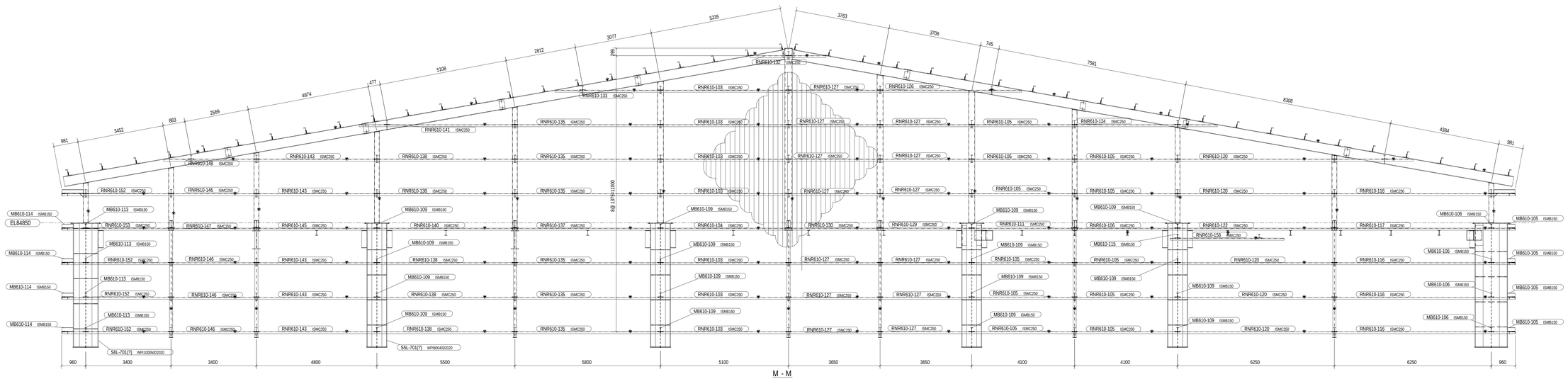

M - M

NOTES:-

01. THIS DRAWING IS TO BE READ ALONG WITH DRG.No: 0-36-610-24310.

CAUTION: The information on this document is the property of BHARAT HEAVY ELECTRICALS LTD. It may not be used directly or indirectly in any way detrimental to the interests of the company.

TYPE OF PRODUCT OR NAME OF CUSTOMER/PROJECT

Bharat Heavy Electricals Ltd
UNIT : HIGH PRESSURE BOILER PLANT
TIRUCHIRAPALLI - 620014

	NAME	SIGNATURE	DATE
DRN	K.SURESHKUMAR		22.05.2018
CHK	M.PADMANABAN		22.05.2018
APPD	M.SHANMUGAM		22.05.2018

DIV/DEPT: ST
CODE: 122
ALL DIMENSIONS ARE IN MM
PROJECTION
SCALE: NTS
WEIGHT (Kg)
REF TO ASSY / OLD DWG

TITLE: ROOF STRUCTURE SECTION B-B & M-M

DRAWING NO : 0-36-610-24311

REV : 0

0-36-610-24313
DRAWING NO

FOR TOLERANCES OF UNTOLERANCED DIMENSIONS DURING MANUFACTURE REFER PLANT STD. NO TP-023-0299

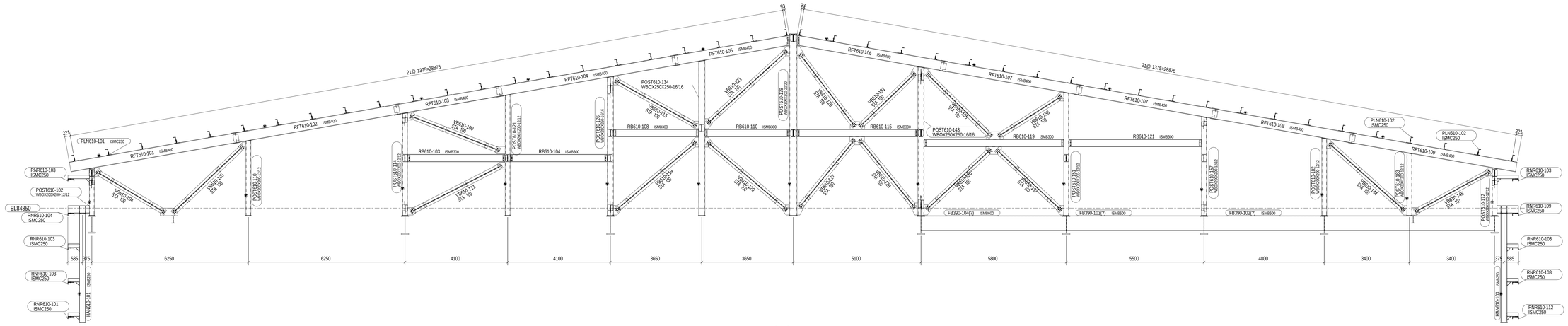

C - C

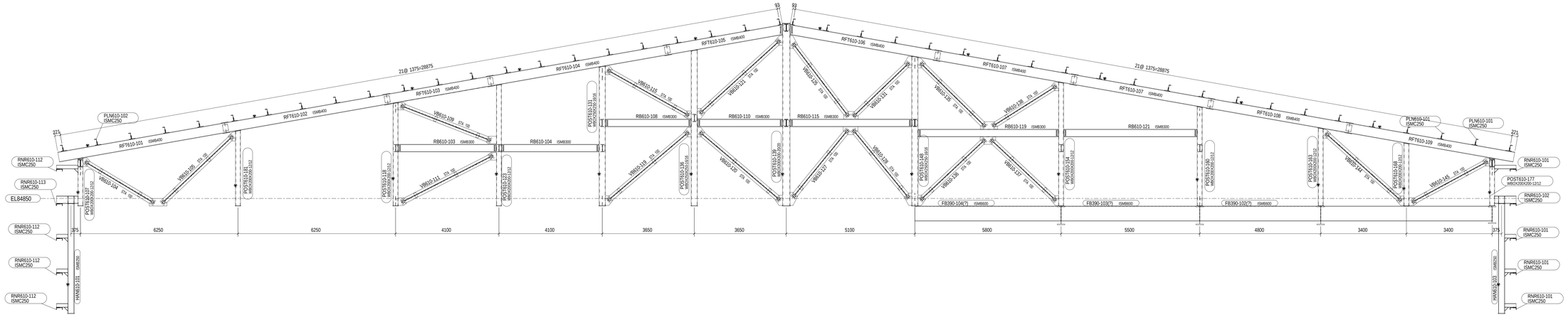

K - K

NOTES:-

01. THIS DRAWING IS TO BE READ ALONG WITH DRG.No: 0-36-610-24310.

CAUTION: The information on this document is the property of BHARAT HEAVY ELECTRICALS LTD and must be used directly or indirectly in any way detrimental to the interests of the company.

TYPE OF PRODUCT
OR NAME OF
CUSTOMER/PROJECT

Bharat Heavy Electricals Ltd
UNIT : HIGH PRESSURE BOILER PLANT
TIRUCHIRAPALLI - 620014

	NAME	SIGNATURE	DATE
DRN	K.SURESHKUMAR		22.05.2018
CHD	M.PADMANABAN		22.05.2018
APPD	M.SHANMUGAM		22.05.2018

DEPT	CODE	ALL DIMENSIONS ARE IN MM	PROJECTION	SCALE	WEIGHT (Kg)	REF TO ASSY / OLD DWG
ST	122			NTS		

TITLE: ROOF STRUCTURE SECTION C-C & K-K

DRAWING NO : 0-36-610-24313

REV : 0

0-36-610-24314

ON DRAWING

FOR TOLERANCES OF UNTOLERANCED DIMENSIONS DURING MANUFACTURE REFER PLANT STD. NO TP-023-0299

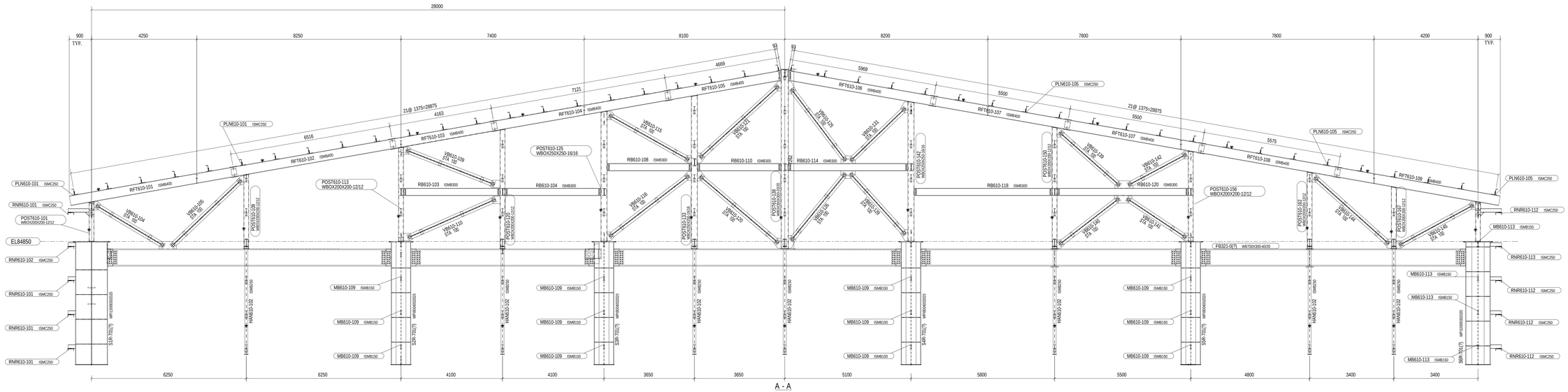

A - A

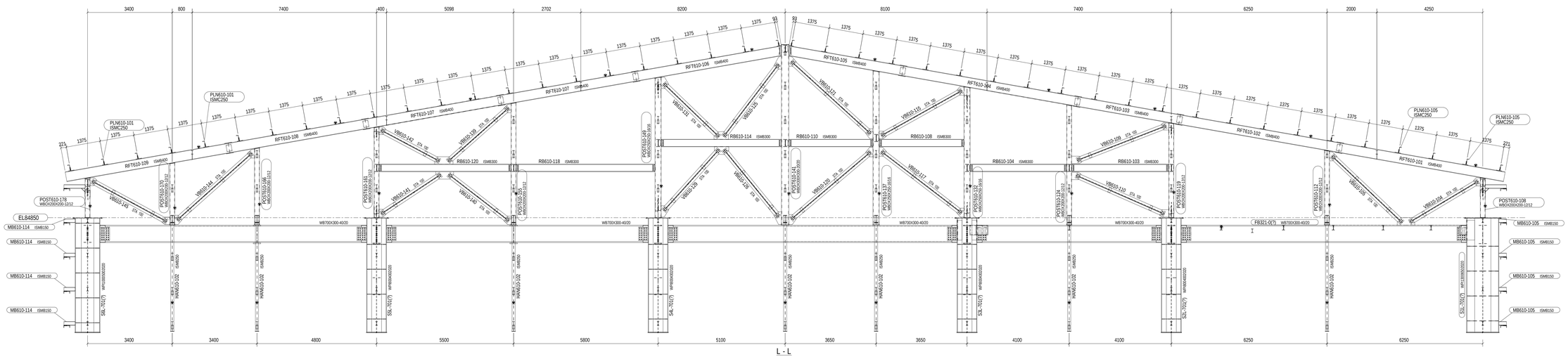

L - L

NOTES:-

01. THIS DRAWING IS TO BE READ ALONG WITH DRG.No: 0-36-610-24310.

CAUTION: The information on this document is the property of BHARAT HEAVY ELECTRICALS LTD and shall be used directly or indirectly in any other manner as may be decided by the company.

TYPE OF PRODUCT
OR NAME OF
CUSTOMER/PROJECT

Bharat Heavy Electricals Ltd
UNIT: HIGH PRESSURE BOILER PLANT
TIRUCHIRAPALLI - 620014

	NAME	SIGNATURE	DATE
DRN	K.SURESHKUMAR		22.05.2018
CHD	M.PRADMANABAN		22.05.2018
APPD	M.SHANMUGAM		22.05.2018

DEPT	DRAWN NO	PROJECTION	SCALE	WEIGHT (Kg)	REF TO ASSY / OLD DWG
ST	ALL DIMENSIONS ARE IN MM		NTS		
CODE 122					

TITLE: ROOF STRUCTURE SECTION A-A & L-L

DRAWING NO : 0-36-610-24314

REV 0

0-36-610-24315

DRAWING NO

FOR TOLERANCES OF UNTOLERANCED DIMENSIONS DURING MANUFACTURE REFER PLANT STD. NO TP-023-0299

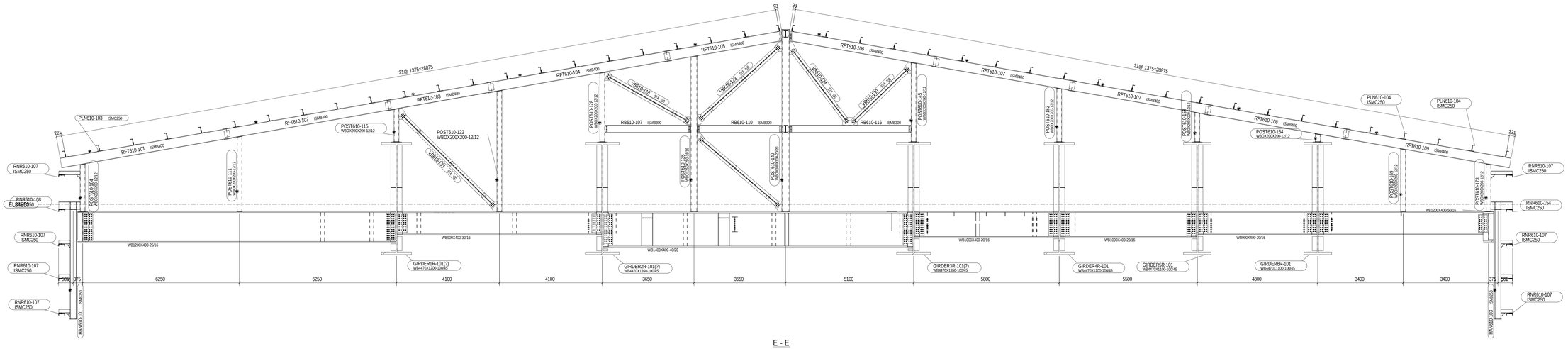

E - E

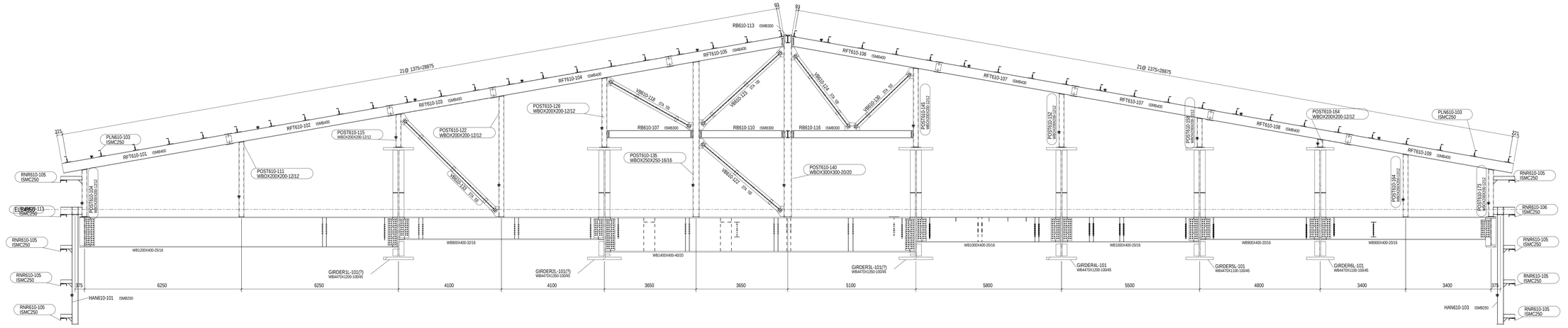

I - I

NOTES:-

01. THIS DRAWING IS TO BE READ ALONG WITH DRG.No: 0-36-610-24310.

CAUTION: The information on this document is the property of BHARAT HEAVY ELECTRICALS LTD and shall not be used directly or indirectly in any manner to the detriment of the company.

TYPE OF PRODUCT
OR NAME OF
CUSTOMER/PROJECT

Bharat Heavy Electricals Ltd
UNIT: HIGH PRESSURE BOILER PLANT
TIRUCHIRAPALLI - 620014

	NAME	SIGNATURE	DATE
DRN	K.SURESHKUMAR		22.05.2018
CHD	M.PADMANABAN		22.05.2018
APPD	M.SHANMUGAM		22.05.2018

DEPT: ST
CODE: 122
ALL DIMENSIONS ARE IN MM
PROJECTION
SCALE: NTS
WEIGHT (Kg):
REF TO ASSY / SUB DWG

TITLE: ROOF STRUCTURE SECTION E-E & I-I

DRAWING NO: 0-36-610-24315

REV: 0

0-36-610-24316

ON DRAWING NO

FOR TOLERANCES OF UNTOLERANCED DIMENSIONS DURING MANUFACTURE REFER PLANT STD. NO TP-023-0299

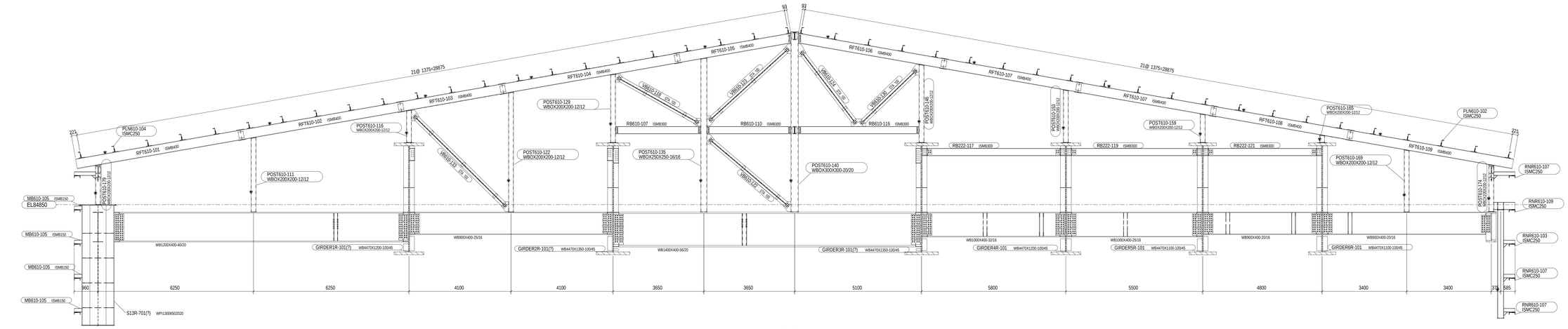

F - F

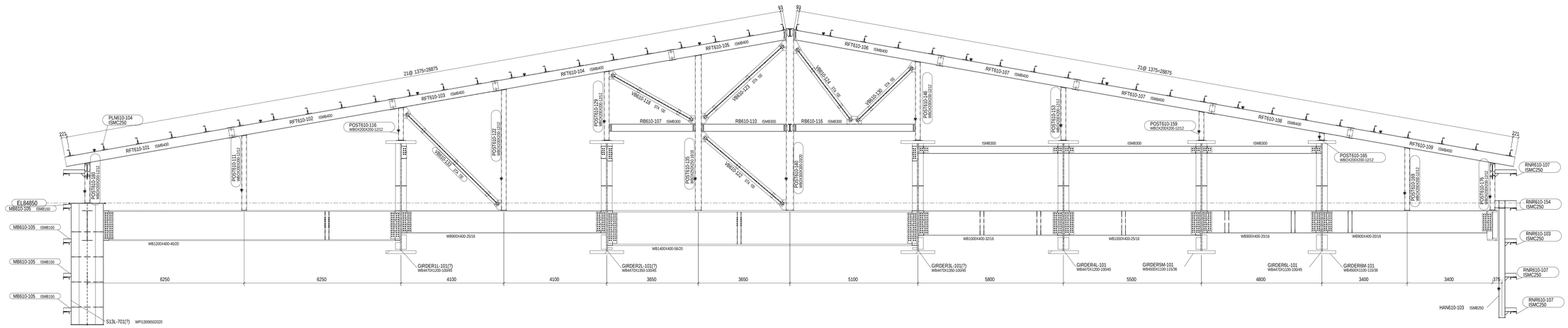

H - H

NOTES:-

01. THIS DRAWING IS TO BE READ ALONG WITH DRG.No: 0-36-610-24310.

CAUTION: The information on this document is the property of BHARAT HEAVY ELECTRICALS LTD and shall be used already or indirectly in any manner detrimental to the interests of the Company.

TYPE OF PRODUCT OR NAME OF CUSTOMER/PROJECT

Bharat Heavy Electricals Ltd
UNIT: HIGH PRESSURE BOILER PLANT
TIRUCHIRAPALLI - 620014

	NAME	SIGNATURE	DATE
DRN	K.SURESHKUMAR		22.05.2018
CHD	M.PADMANABAN		22.05.2018
APPD	M.SHANMUGAM		22.05.2018

DEPT	CODE	ALL DIMENSIONS ARE IN MM	PROJECTION	SCALE	WEIGHT (Kg)	REF TO ASSY / OLD DWG
ST	122			NTS		

TITLE: ROOF STRUCTURE SECTION F-F & H-H

DRAWING NO : 0-36-610-24316

REV: 0

0-36-610-24317

DRAWING NO

FOR TOLERANCES OF UNTOLERANCED DIMENSIONS DURING MANUFACTURE REFER PLANT STD. NO TP-023-0299

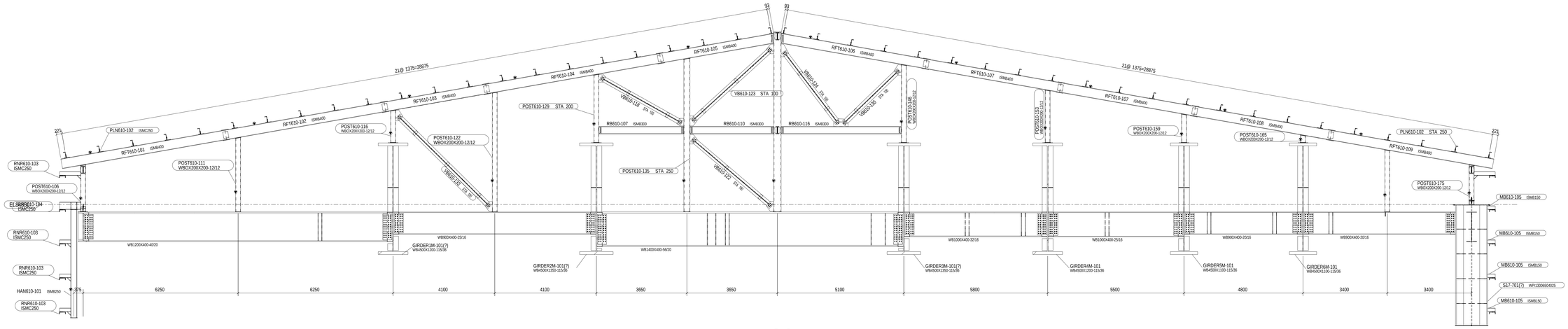

G - G



N - N

NOTES:-

01. THIS DRAWING IS TO BE READ ALONG WITH DRG.No: 0-36-610-24310.

CAUTION: The information on this document is the property of BHARAT HEAVY ELECTRICALS LTD. It should not be used directly or indirectly in any way detrimental to the interests of the company.

TYPE OF PRODUCT
OR NAME OF
CUSTOMER/PROJECT

Bharat Heavy Electricals Ltd
UNIT: HIGH PRESSURE BOILER PLANT
TIRUCHIRAPALLI - 620014

	NAME	SIGNATURE	DATE
DRN	K.SURESHKUMAR		22.05.2018
CHD	M.PADMANABAN		22.05.2018
APPD	M.SHANMUGAM		22.05.2018

355-052

DEPT: ST
CODE: 122
ALL DIMENSIONS ARE IN MM
PROJECTION
SCALE: NTS
WEIGHT (Kg)
REF TZ-A037 / CLZ DWG

TITLE: ROOF STRUCTURE SECTION G-G & N-N & V-V

DRAWING NO : 0-36-610-24317

REV: 0

DRAWING NO 0-36-610-24318

FOR TOLERANCES OF UNTOLERANCED DIMENSIONS DURING MANUFACTURE REFER PLANT STD. NO TP-023 0299

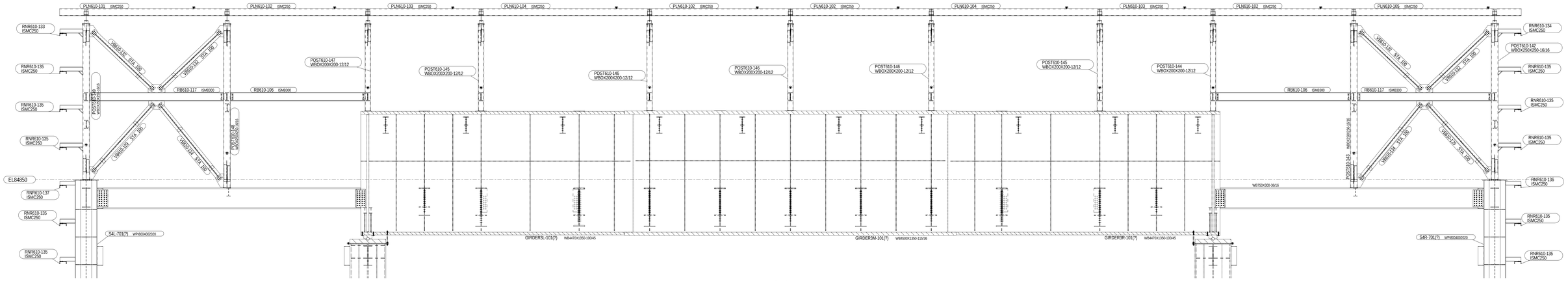

S - S

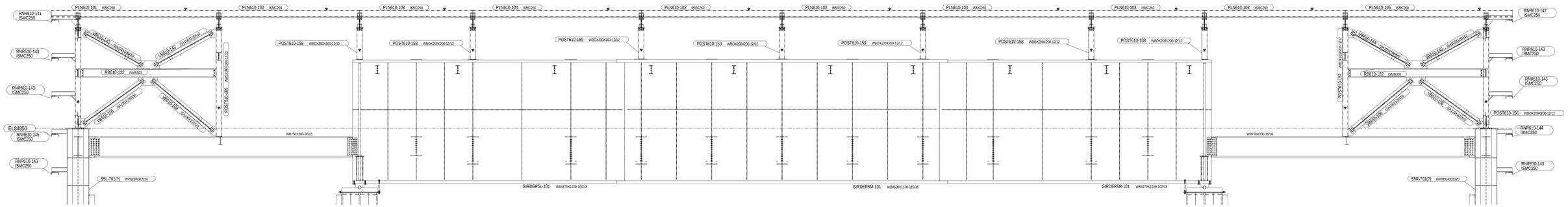

T - T

NOTES:-

01. THIS DRAWING IS TO BE READ ALONG WITH DRG.No: 0-36-610-24310.

CAUTION: The information on this document is the property of BHARAT HEAVY ELECTRICALS LTD and shall be used directly or indirectly in any form or manner as may be determined by the Company.

TYPE OF PRODUCT
OR NAME OF
CUSTOMER/PROJECT

Bharat Heavy Electricals Ltd
UNIT: HIGH PRESSURE BOILER PLANT
TIRUCHIRAPALLI - 620014

	NAME	SIGNATURE	DATE
DRN	K.SURESHKUMAR		22.05.2018
CHD	M.PADMANABAN		22.05.2018
APPD	M.SHANMUGAM		22.05.2018

DEPT: ST
CODE: 122
ALL DIMENSIONS ARE IN MM
PROJECTION
SCALE: NTS
WEIGHT (Kg):
REF TO ASSY / OLD DWG

TITLE: ROOF STRUCTURE SECTION S-S & T-T

DRAWING NO.: 0-36-610-24318

REV: 0

0-36-610-24319

ON DRAWING

FOR TOLERANCES OF UNTOLERANCED DIMENSIONS DURING MANUFACTURE REFER PLANT STD. MD TP-023 0299

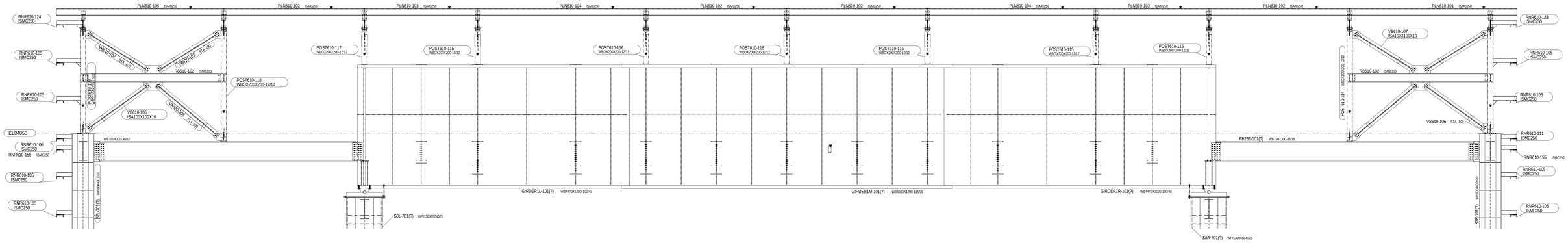

P - P

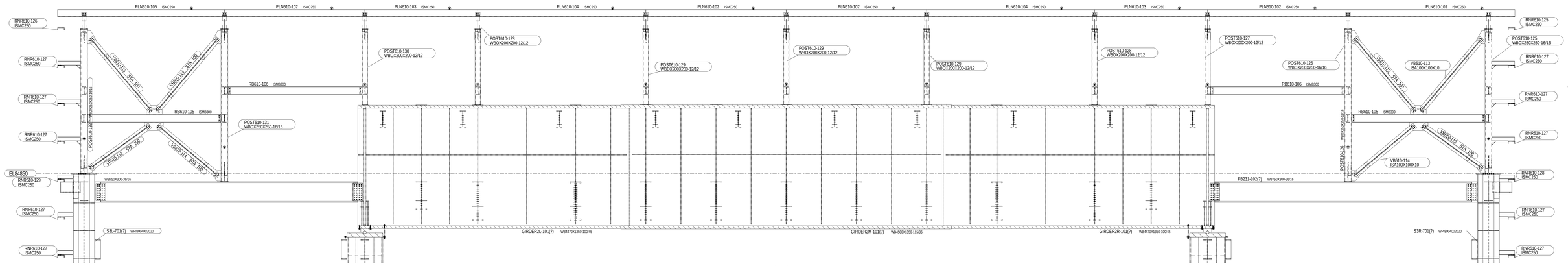

Q - Q

NOTES:-

01. THIS DRAWING IS TO BE READ ALONG WITH DRG.No: 0-36-610-24310.

CAUTION: The information on this document is the property of BHARAT HEAVY ELECTRICALS LTD and not to be used directly or indirectly in any manner prejudicial to the interests of the company.

TYPE OF PRODUCT
OR NAME OF
CUSTOMER/PROJECT

Bharat Heavy Electricals Ltd
UNIT : HIGH PRESSURE BOILER PLANT
TIRUCHIRAPALLI - 620014

	NAME	SIGNATURE	DATE
DRN	K.SURESHKUMAR		22.05.2018
CHD	M.PADMANABAN		22.05.2018
APPD	M.SHANMUGAM		22.05.2018

DEPT	CODE	ALL DIMENSIONS ARE IN MM	PROJECTION	SCALE	WEIGHT (Kg)	REF TO 4320 / OLD DWG
ST	122			NTS		

TITLE: ROOF STRUCTURE SECTION P-P & Q-Q

DRAWING NO : 0-36-610-24319

REV 0

0-36-610-24320

DRAWING NO

FOR TOLERANCES OF UNTOLERANCED DIMENSIONS DURING MANUFACTURE REFER PLANT STD. NO TP-023-0299

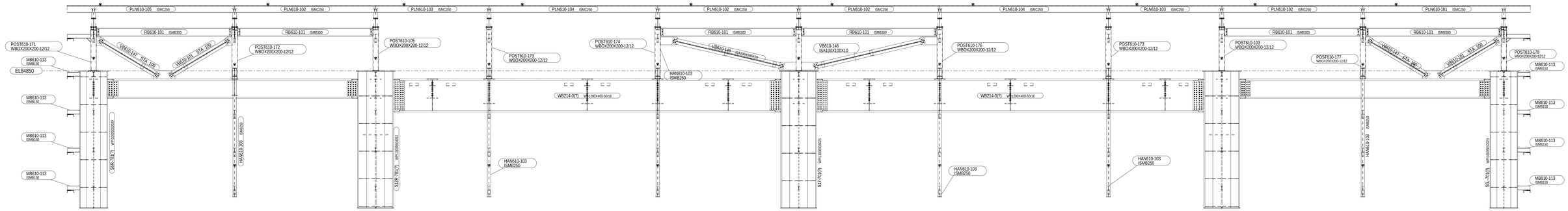

U - U



R - R

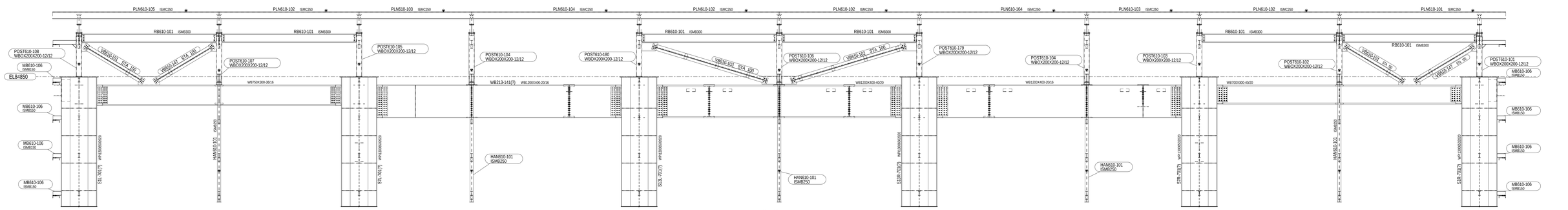

O - O

NOTES:-

01. THIS DRAWING IS TO BE READ ALONG WITH DRG.No: 0-36-610-24310.

CAUTION: The information on this document is the property of BHARAT HEAVY ELECTRICALS LTD and must be used directly or indirectly in any way detrimental to the interests of the company.

TYPE OF PRODUCT
OR NAME OF
CUSTOMER/PROJECT

Bharat Heavy Electricals Ltd
UNIT: HIGH PRESSURE BOILER PLANT
TIRUCHIRAPALLI - 620014

	NAME	SIGNATURE	DATE
DRN	K.SURESHKUMAR		22.05.2018
CHD	M.PADMANABAN		22.05.2018
APPD	M.SHANMUGAM		22.05.2018

355-052

DEPT: ST
CODE: 122
ALL DIMENSIONS ARE IN MM
PROJECTION
SCALE: NTS
WEIGHT (Kg):
REF TO ASSY / OLD DWG

TITLE: ROOF STRUCTURE SECTION O-O & U-U & R-R

DRAWING NO : 0-36-610-24320

REV: 0

0-36-620-24497

DRAWING NO

FOR TOLERANCES OF UNTOLERANCED DIMENSIONS DURING MANUFACTURE REFER PLANT STD. MD TP-023 0299

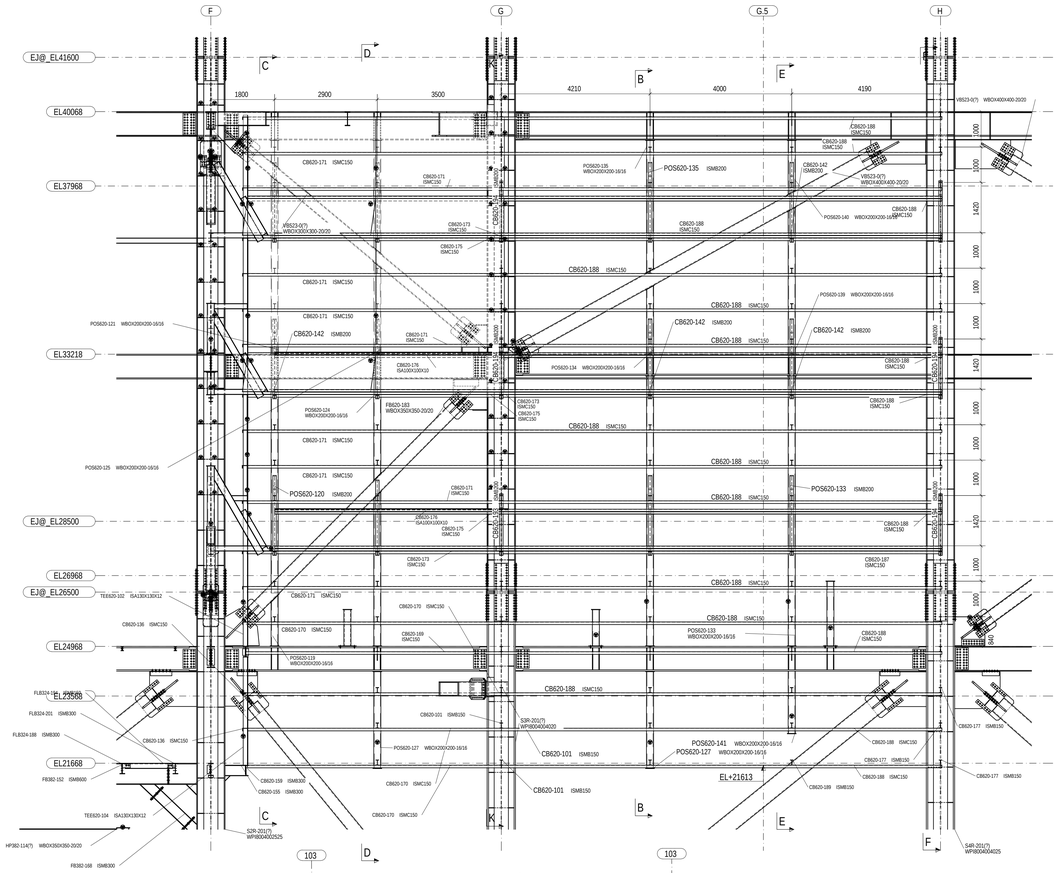

A - A

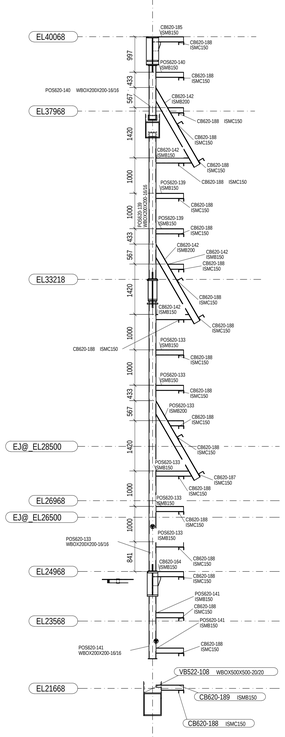

E - E

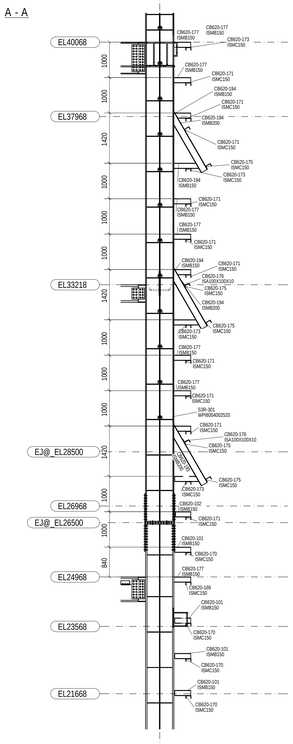

K - K

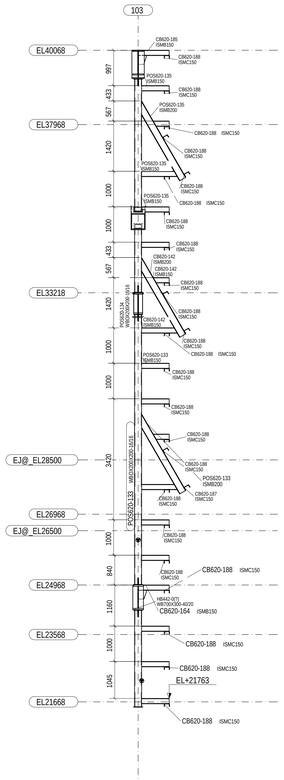

B - B

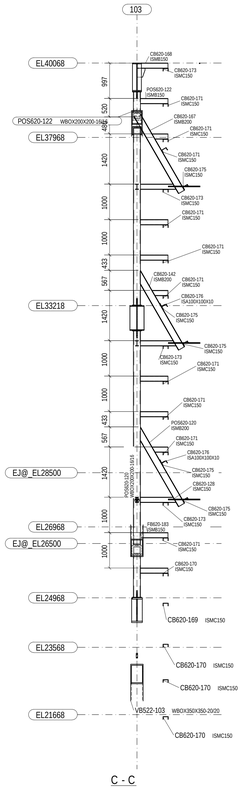

C - C

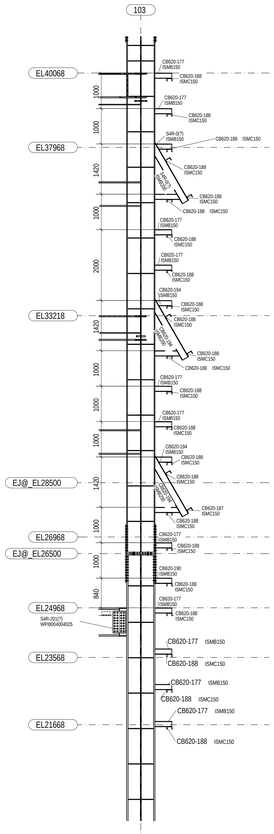

F - F

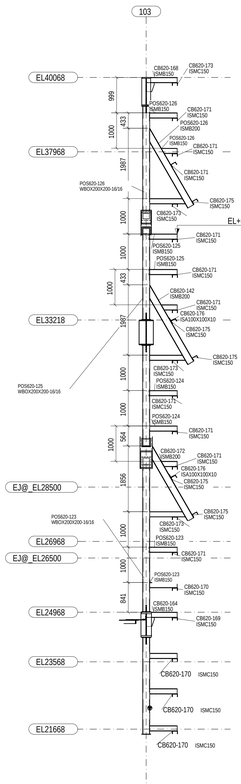

D - D

NOTE:

THIS DRAWING IS TO BE READ ALONG WITH DRAWING No.0-36-620-24497 TO 0-36-620-24503, 0-36-620-24166 AND 0-36-620-24167.

CAUTION: The information on this document is the property of BHARAT HEAVY ELECTRICALS LTD. It may not be used directly or indirectly in any way detrimental to the interests of the company.

TYPE OF PRODUCT OR NAME OF CUSTOMER/PROJECT

Bharat Heavy Electricals Ltd
UNIT: HIGH PRESSURE BOILER PLANT
TIRUCHIRAPALLI - 620014

	NAME	SIGNATURE	DATE
DRN	KSP		30.05.2018
CHD	DEEPAK		01.06.2018
APPD	SHANMUGAM		01.06.2018

DEPT	CODE	ALL DIMENSIONS ARE IN MM	PROJECTION	SCALE	WEIGHT (Kg)	REF TO ASSY / OLD DWG
ST	122			NTS		

TITLE: BOILER CLADDING STRUCTURE-1

DRAWING NO: 0-36-620-24497

REV: 0

0-36-620-24498

DRAWING NO

FOR TOLERANCES OF UNTOLERANCED DIMENSIONS DURING MANUFACTURE REFER PLANT STD. MD TP-023 0299

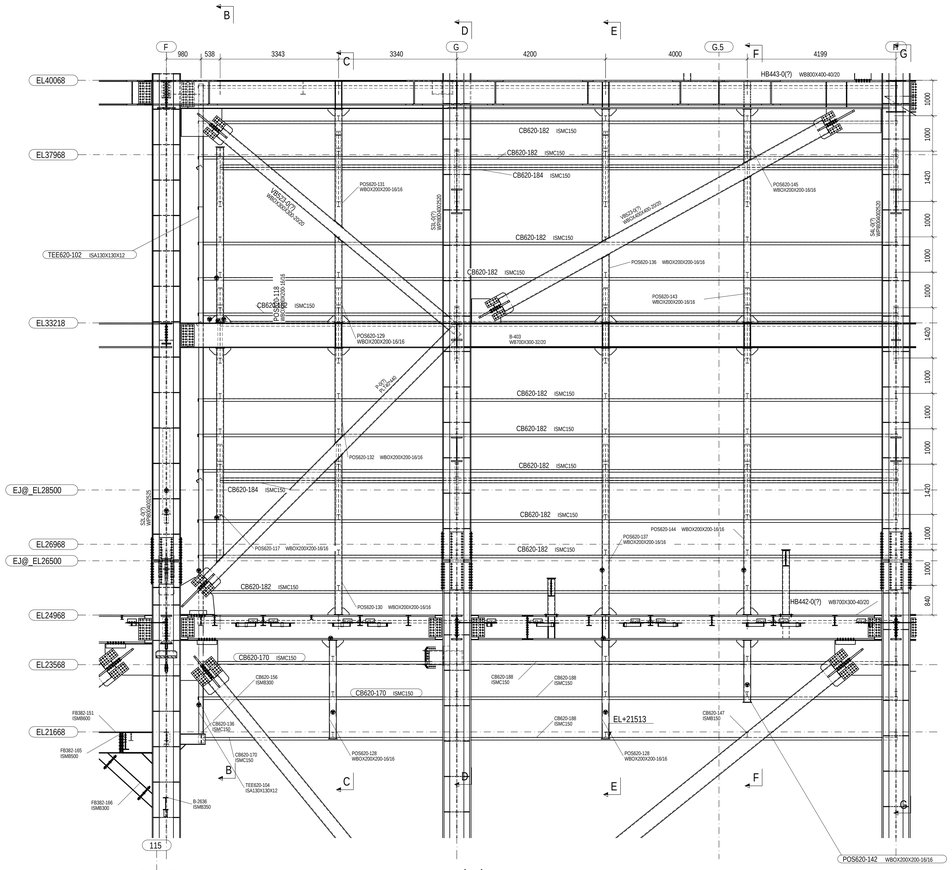

A - A

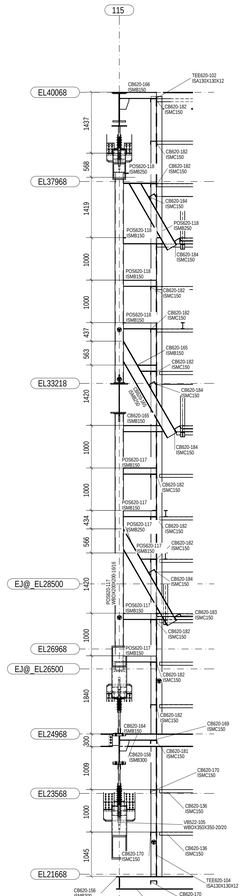

B - B

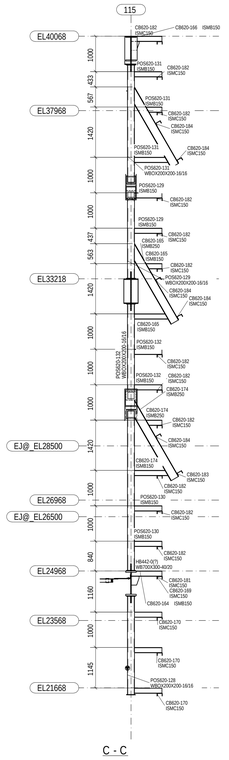

C - C

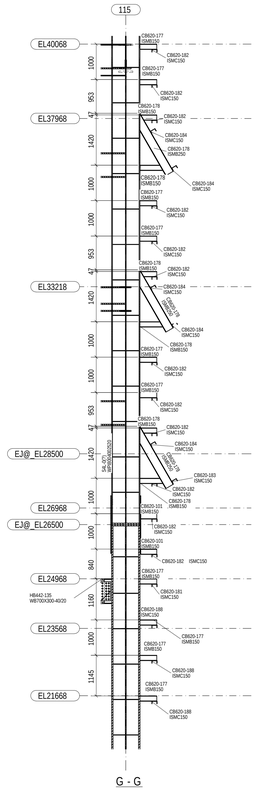

G - G

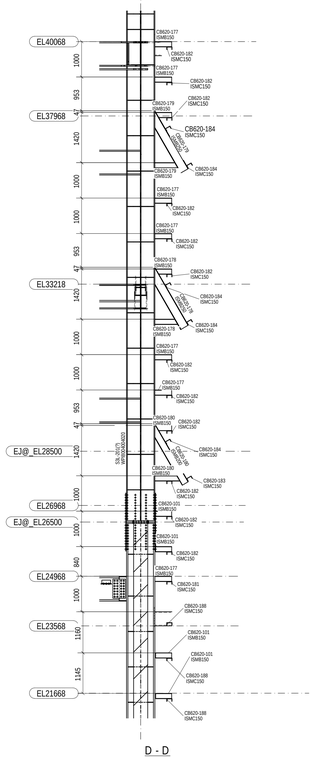

D - D

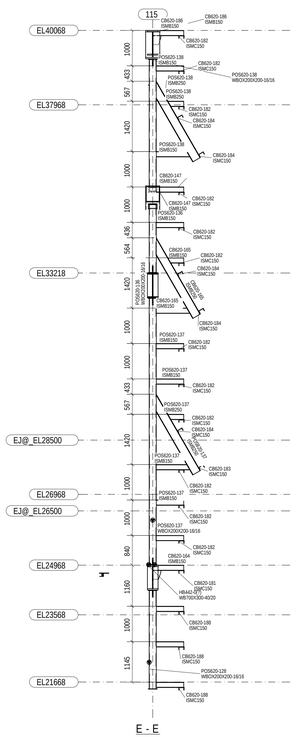

E - E

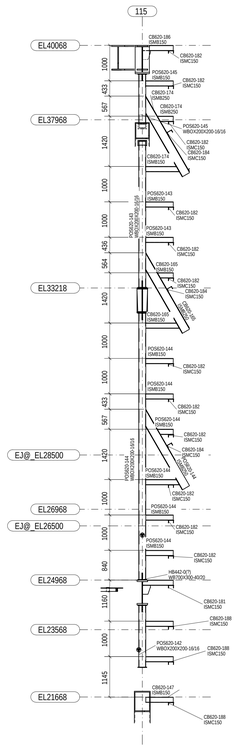

F - F

NOTE:

THIS DRAWING IS TO BE READ ALONG WITH DRAWING No.0-36-620-24497 TO 0-36-620-24503, 0-36-620-24166 AND 0-36-620-24167.

CAUTION: The information on this documnet is the property of BHARAT HEAVY ELECTRICALS LTD and may be used directly or indirectly in any way prejudicial to the interests of the company.

TYPE OF PRODUCT OR NAME OF CUSTOMER/PROJECT

Bharat Heavy Electricals Ltd
UNIT: HIGH PRESSURE BOILER PLANT
TIRUCHIRAPALLI - 620014

	NAME	SIGNATURE	DATE
DRN	KSP		30.05.2018
CHD	DEEPAK		31.05.2018
APPD	SHANMUGAM		01.06.2018

DEPT	PROJECTION	SCALE	WEIGHT (Kg)	REF TO ASSY / OLD DWG
ST		NTS		

CODE: 122

TITLE: BOILER CLADDING STRUCTURE-2

DRAWING NO : 0-36-620-24498

REV: 0

DRAWING NO 0-36-620-24499

FOR TOLERANCES OF UNTOLERANCED DIMENSIONS DURING MANUFACTURE REFER PLANT STD. MD TP-023 0299

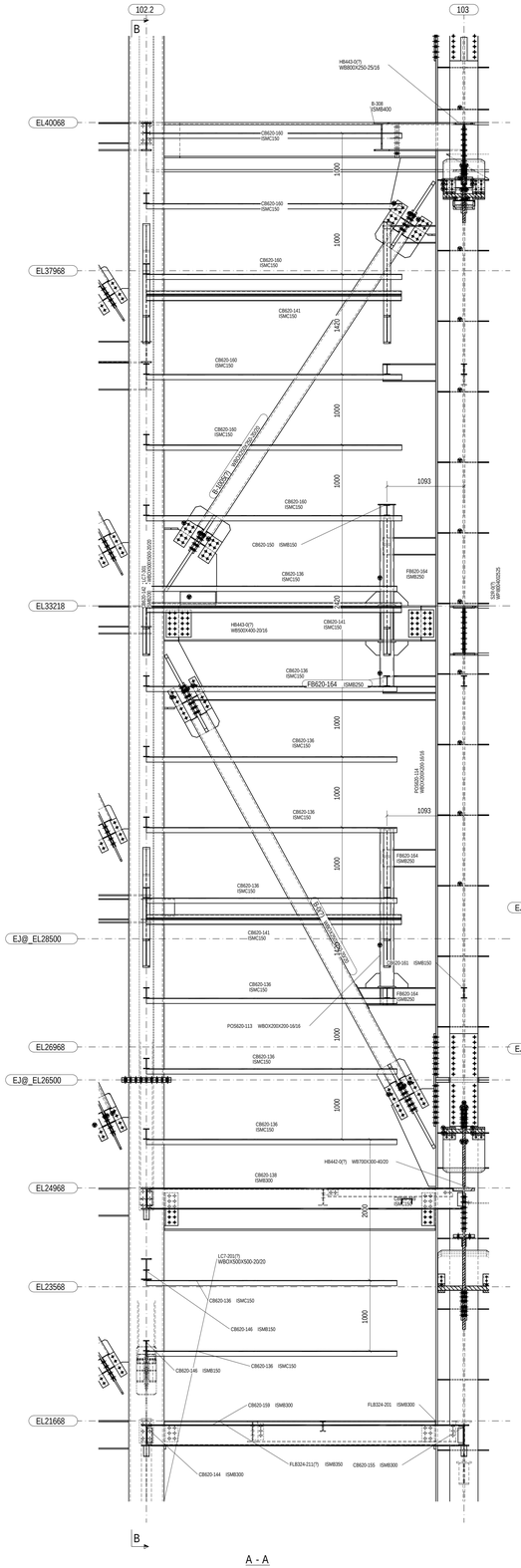

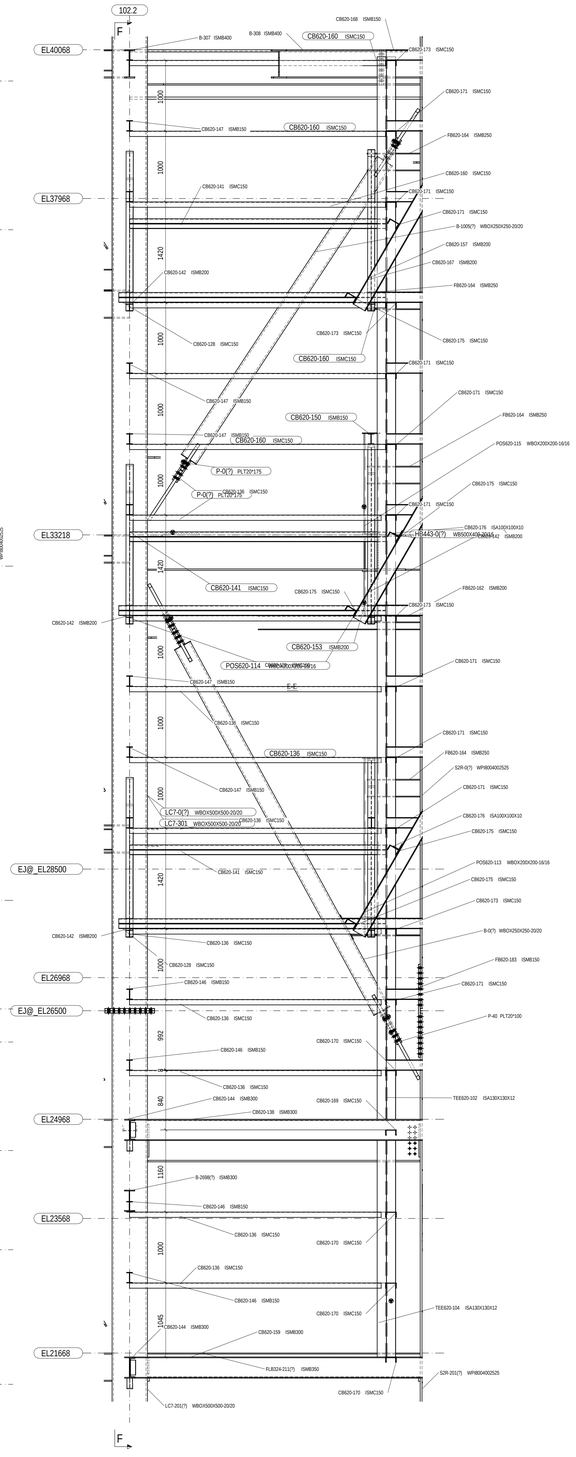

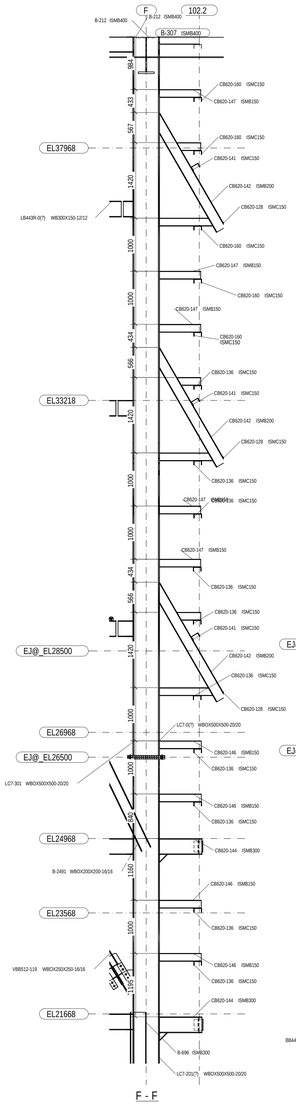

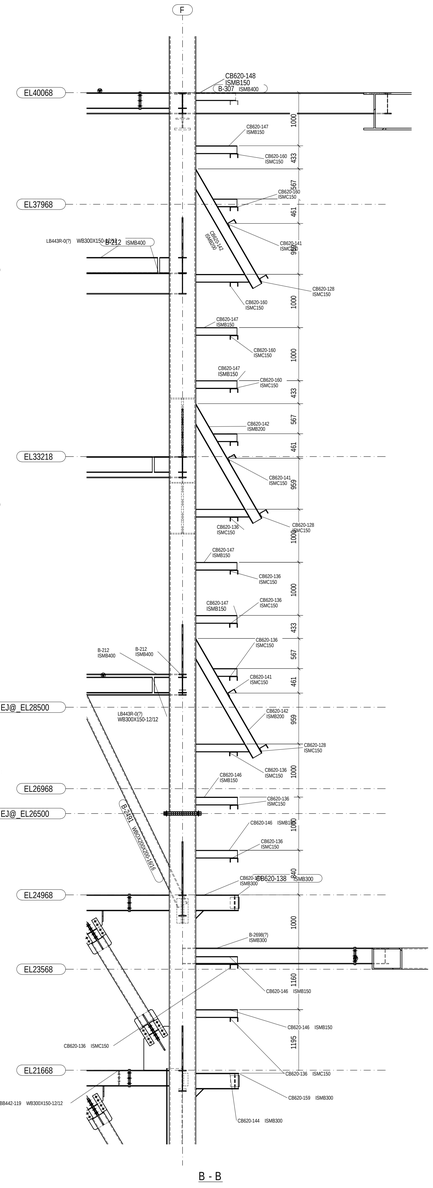

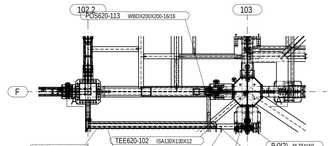

3d - 3d

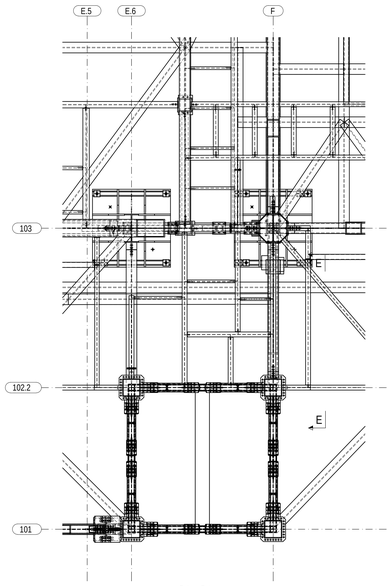

3d - 3d

NOTE:

THIS DRAWING IS TO BE READ ALONG WITH DRAWING No.0-36-620-24497 TO 0-36-620-24503, 0-36-620-24166 AND 0-36-620-24167.

CAUTION: The information on this document is the property of BHARAT HEAVY ELECTRICALS LTD. It shall not be used directly or indirectly in any manner prejudicial to the interests of the company.

TYPE OF PRODUCT OR NAME OF CUSTOMER/PROJECT

BHEL

Bharat Heavy Electricals Ltd

UNIT: HIGH PRESSURE BOILER PLANT

TIRUCHIRAPALLI - 620014

	NAME	SIGNATURE	DATE
DRN	KSP		30.05.2018
CHD	DEEPAK		31.05.2018
APPD	SHANMUGAM		01.06.2018

DIE-DEI

DEPT ST

CODE 122

ALL DIMENSIONS ARE IN MM

PROJECTION

SCALE NTS

WEIGHT (Kg)

REF TO ASSY / OLD DWG

TITLE BOILER CLADDING STRUCTURE-3

DRAWING NO : 0-36-620-24499

REV 0

0-36-620-24500

DRAWING NO

FOR TOLERANCES OF UNTOLERANCED DIMENSIONS DURING MANUFACTURE REFER PLANT STD. MD TP-023 D299

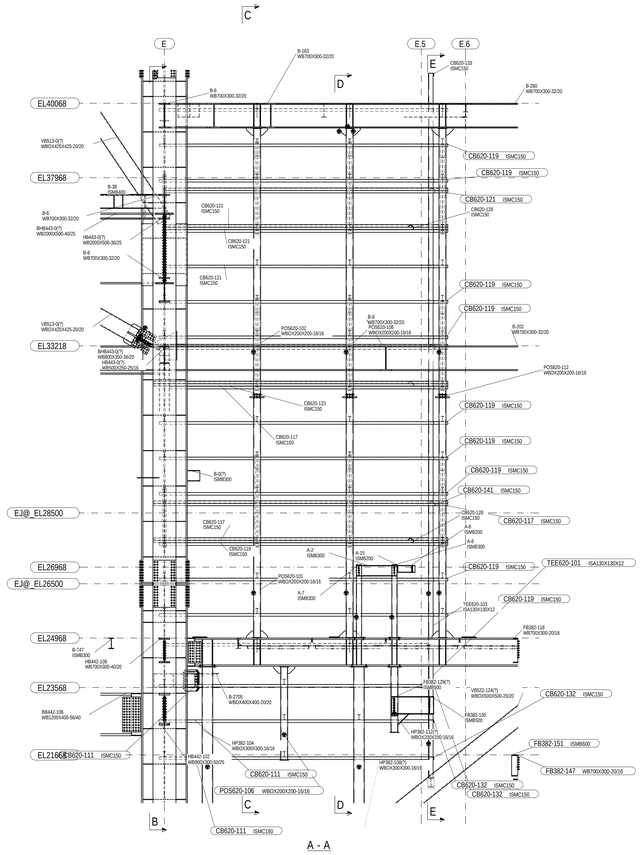

A - A

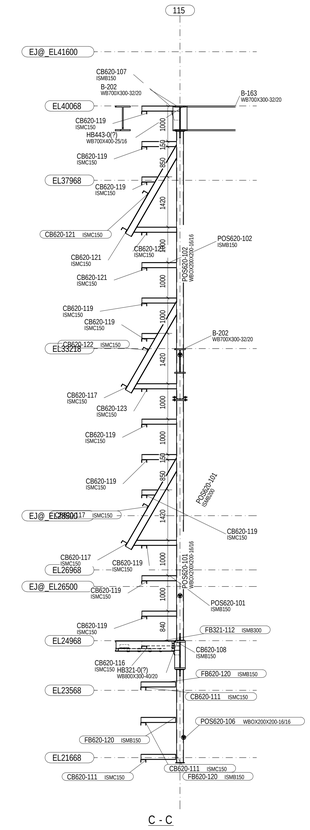

C - C

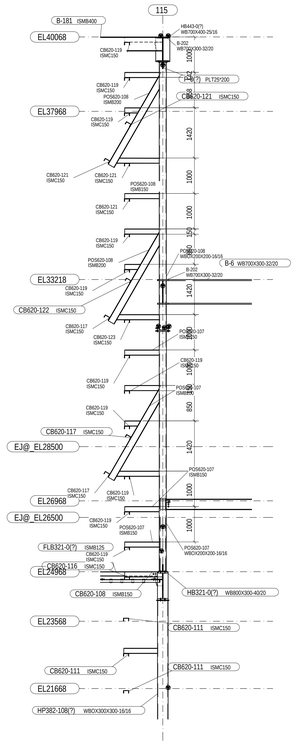

D - D

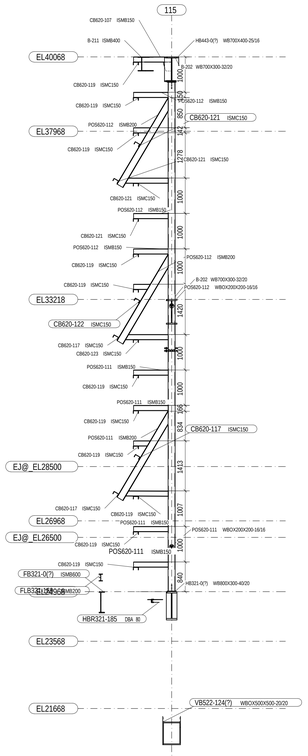

E - E

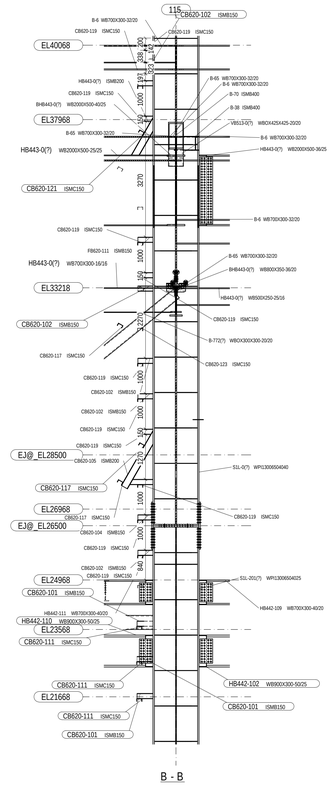

B - B

NOTE:

THIS DRAWING IS TO BE READ ALONG WITH DRAWING No.0-36-620-24497 TO 0-36-620-24503, 0-36-620-24166 AND 0-36-620-24167.

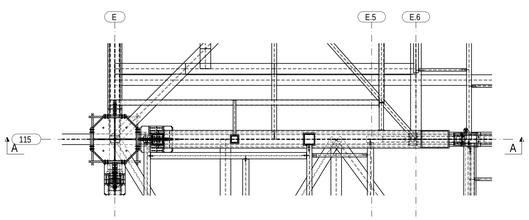

3d

CAUTION: The information on this document is the property of BHARAT HEAVY ELECTRICALS LTD. It must not be used directly or indirectly in any way prejudicial to the interests of the Company.

TYPE OF PRODUCT
OR NAME OF
CUSTOMER/PROJECT

Bharat Heavy Electricals Ltd
UNIT: HIGH PRESSURE BOILER PLANT
TIRUCHIRAPALLI - 620014

	NAME	SIGNATURE	DATE
DRN	KSP		30.05.2018
CHD	DEEPAK		31.05.2018
APPD	SHANMUGAM		01.06.2018

DEPT	CODE	ALL DIMENSIONS ARE IN MM	PROJECTION	SCALE	WEIGHT (Kg)
ST	122			NTS	

REF TO ASSY / OLD DWG

TITLE: BOILER CLADDING STRUCTURE-4

DRAWING NO : 0-36-620-24500

REV 0

DRAWING NO 0-36-620-24501

FOR TOLERANCES OF UNTOLERANCED DIMENSIONS DURING MANUFACTURE REFER PLANT STD. MD TP-023 0299

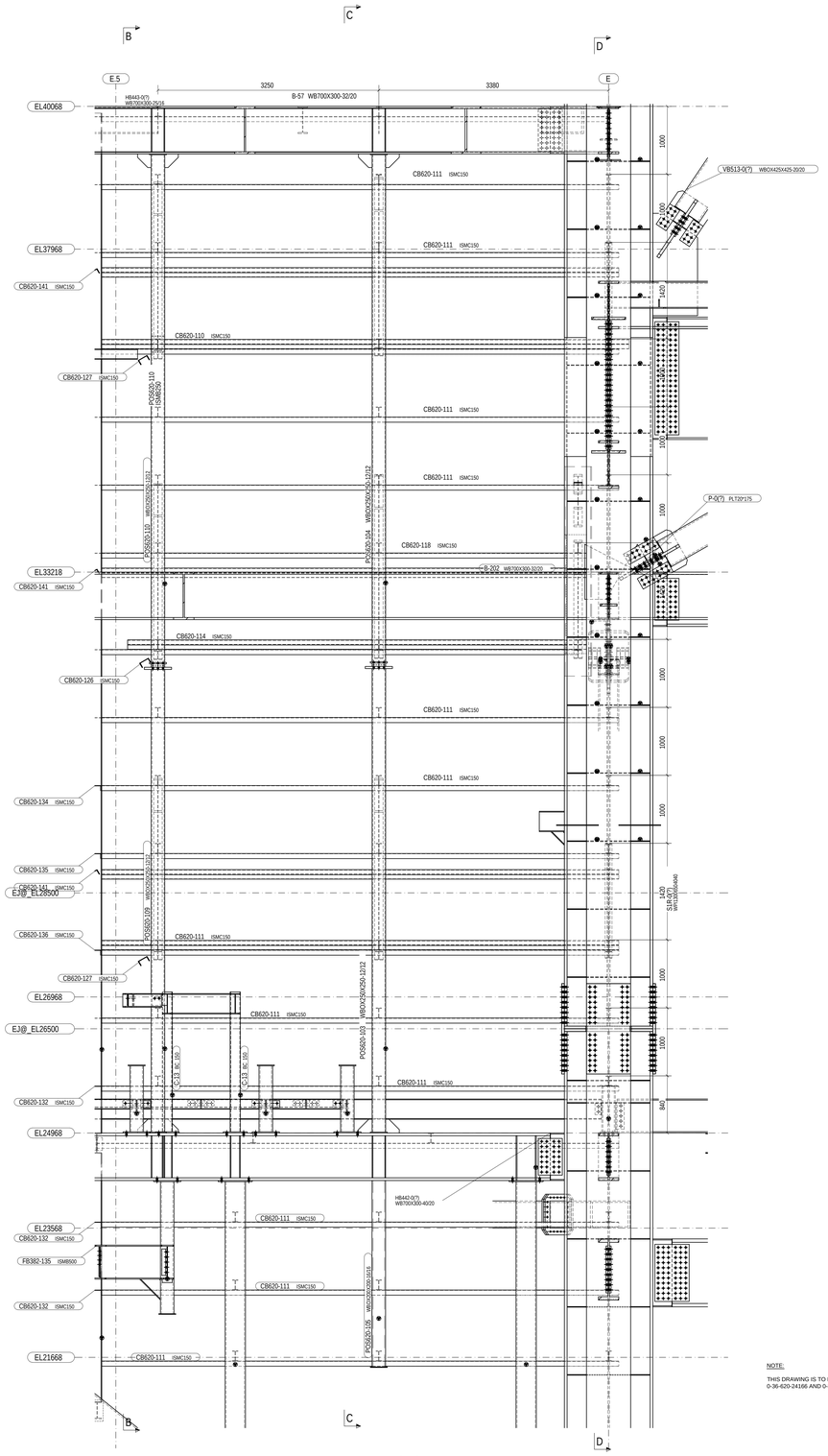

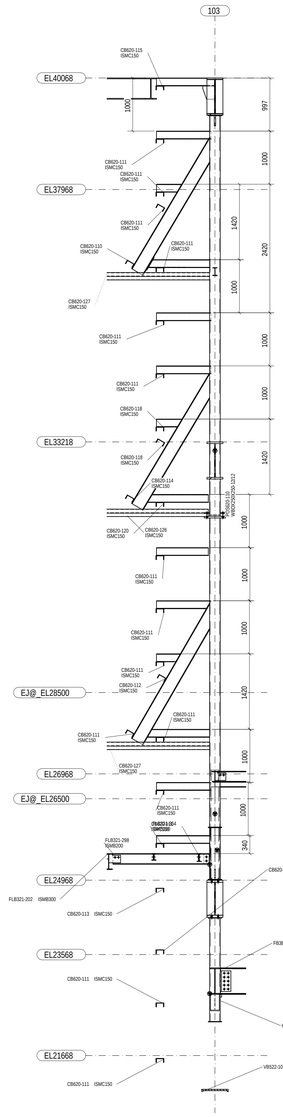

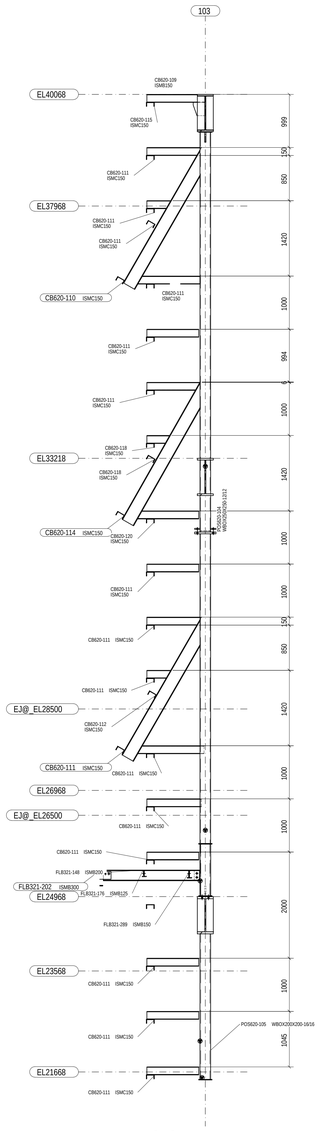

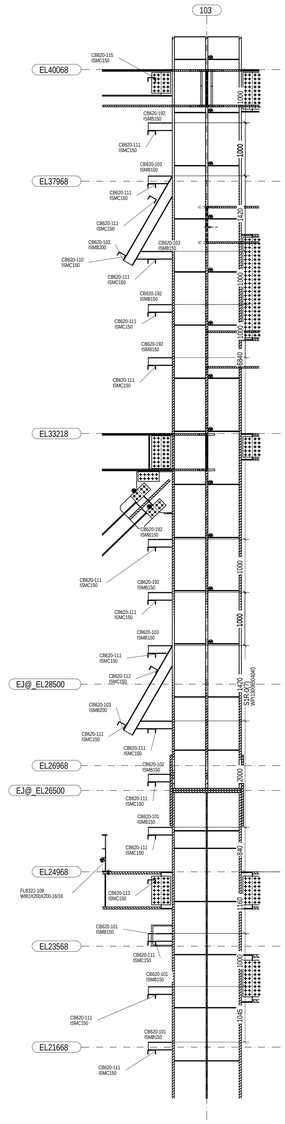

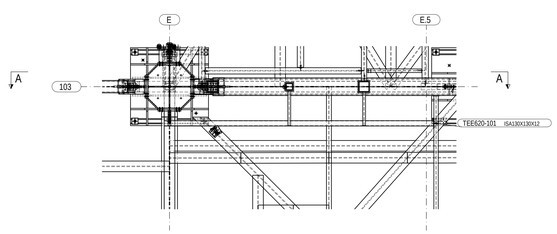

NOTE:

THIS DRAWING IS TO BE READ ALONG WITH DRAWING No.0-36-620-24497 TO 0-36-620-24503, 0-36-620-24166 AND 0-36-620-24167.

CAUTION: The information on this document is the property of BHARAT HEAVY ELECTRICALS LTD and is to be used directly or indirectly in any form or manner as may be specified by the company.

TYPE OF PRODUCT OR NAME OF CUSTOMER/PROJECT

Bharat Heavy Electricals Ltd
UNIT: HIGH PRESSURE BOILER PLANT
TIRUCHIRAPALLI - 620014

	NAME	SIGNATURE	DATE
DRN	KSP		30.05.2018
CHD	DEEPAK		31.05.2018
APPD	SHANMUGAM		01.06.2018

DIFF ST | CODE 122 | ALL DIMENSIONS ARE IN MM | PROJECTION | SCALE NTS | WEIGHT (Kg) | REF TO ASSY / OLD DWG

TITLE: BOILER CLADDING STRUCTURE-5

DRAWING NO: 0-36-620-24501 | REV 0

0-36-620-24502

DRAWING NO

FOR TOLERANCES OF UNTOLERANCED DIMENSIONS DURING MANUFACTURE REFER PLANT STD. MD TP-023 02/99

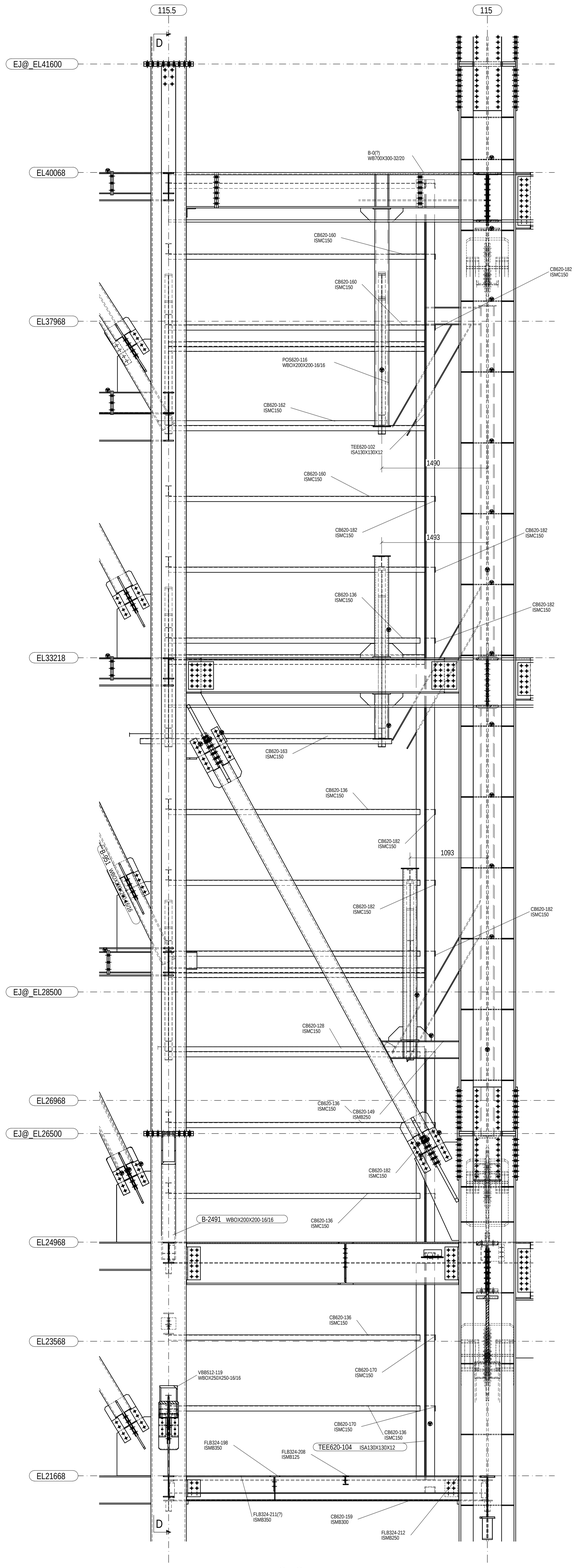

C - C

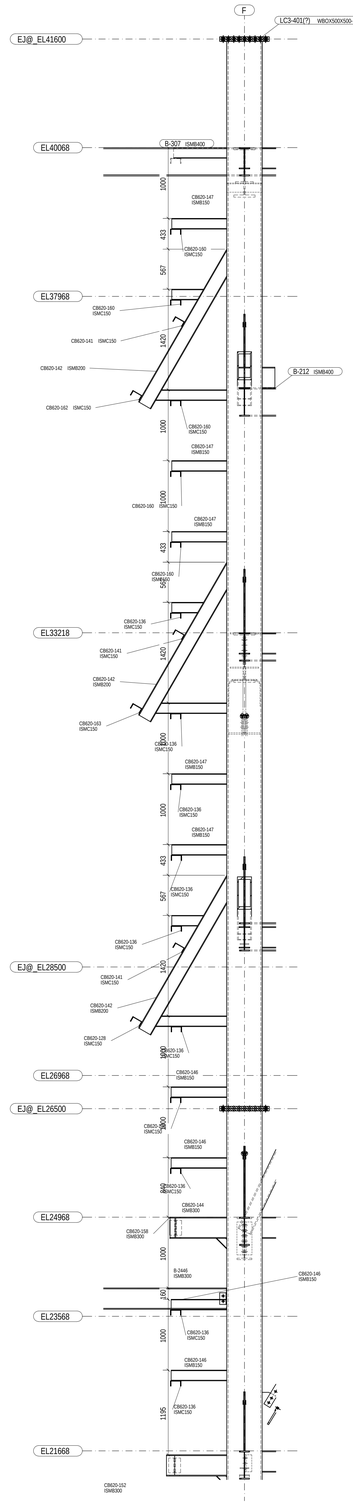

D - D

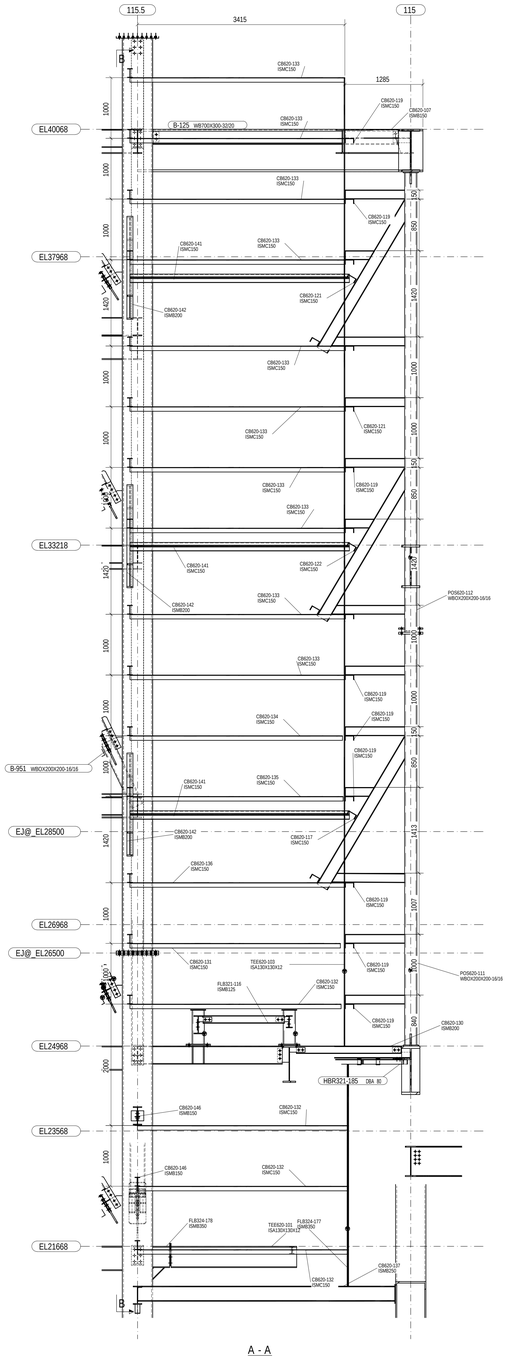

A - A

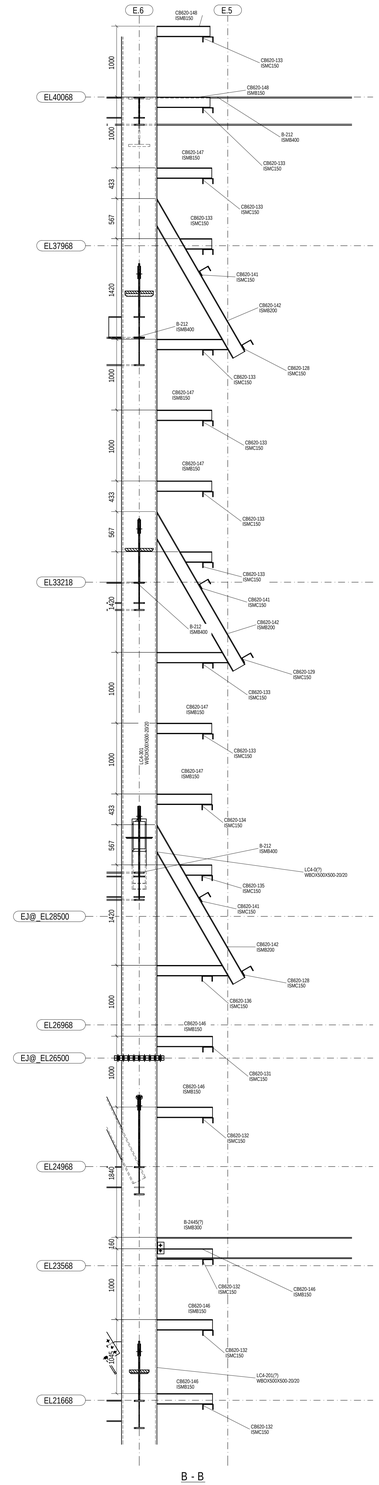

B - B

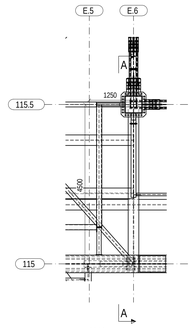

3d-3d

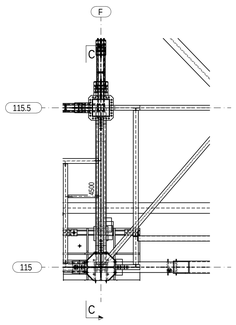

NOTE:

THIS DRAWING IS TO BE READ ALONG WITH DRAWING No.0-36-620-24497 TO 0-36-620-24503, 0-36-620-24166 AND 0-36-620-24167.

CAUTION: The information on this document is the property of BHARAT HEAVY ELECTRICALS LTD and shall not be used directly or indirectly in any manner to the detriment of the interests of the company.

TYPE OF PRODUCT
OR NAME OF
CUSTOMER/PROJECT

Bharat Heavy Electricals Ltd
UNIT: HIGH PRESSURE BOILER PLANT
TIRUCHIRAPALLI - 620014

	NAME	SIGNATURE	DATE
DRN	KSP		30.05.2018
CHD	DEEPAK		31.05.2018
APPD	SHANMUGAM		01.06.2018

BSE-052

DEPT: ST
CODE: 122
ALL DIMENSIONS ARE IN MM
PROJECTION
SCALE: NTS
WEIGHT (Kg)
REF TO ASSY / OLD DWG

TITLE: BOILER CLADDING STRUCTURE-6

DRAWING NO: 0-36-620-24502

REV: 0

DRAWING NO: 1-38-610-03030

FOR TOLERANCES OF UNTOLERANCED DIMENSIONS DURING MANUFACTURE REFER PLANT STD. NO TP 023 0299

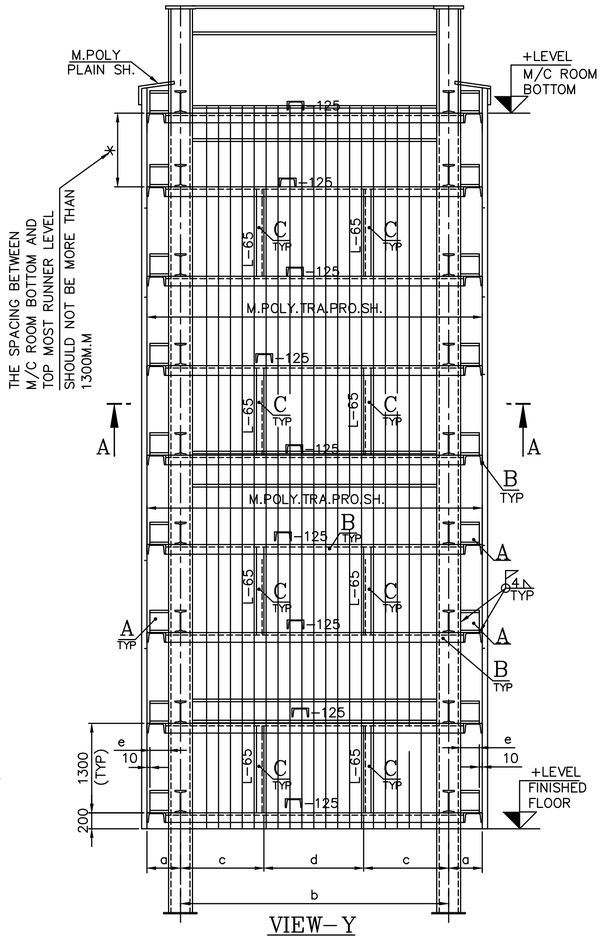

VIEW-Y

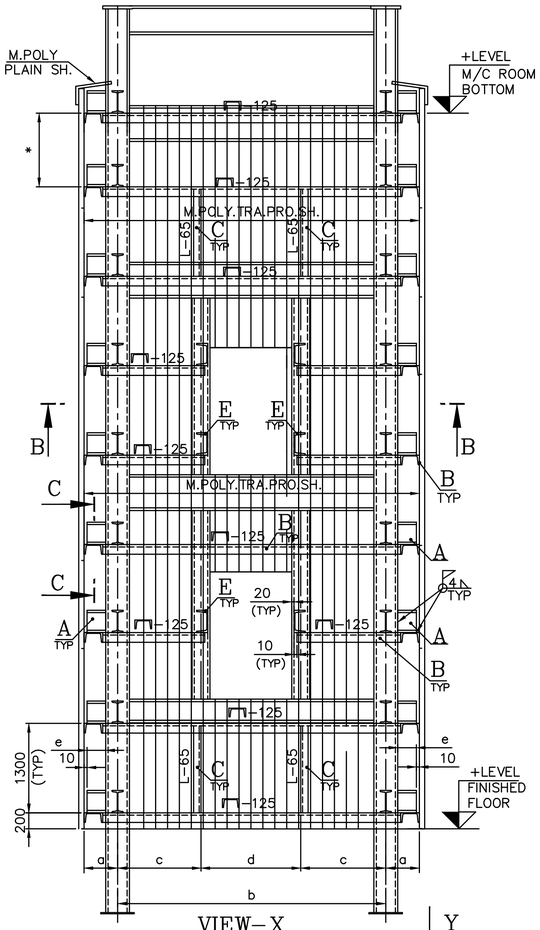

VIEW-X

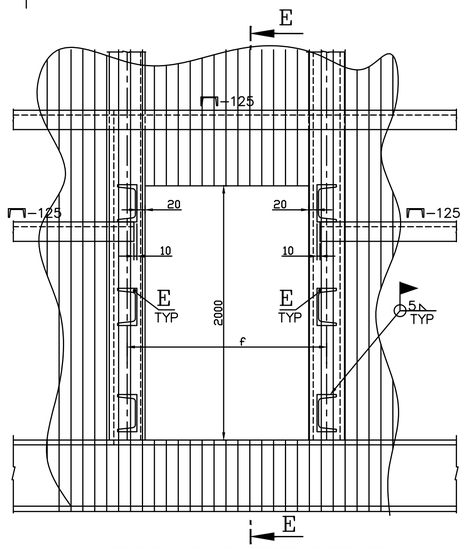

TYPICAL ENTRY DETAIL

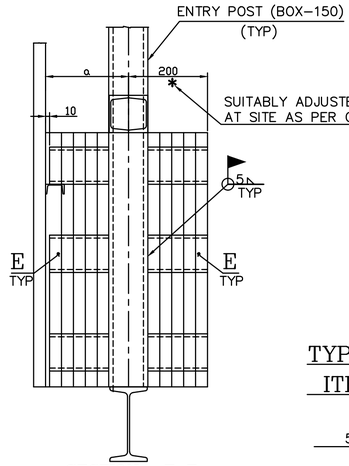

SECTION- E E

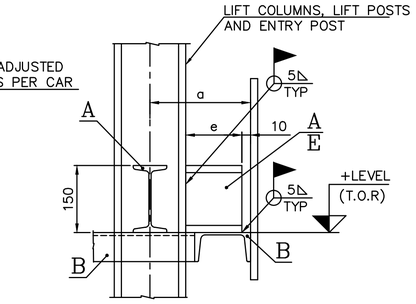

TYPICAL FIXING DETAIL OF ITEM. A & F WITH ITEM.B

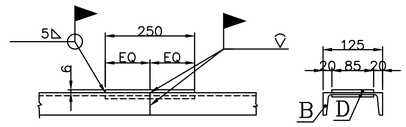

TYPICAL JOINT DETAIL OF RUNNER

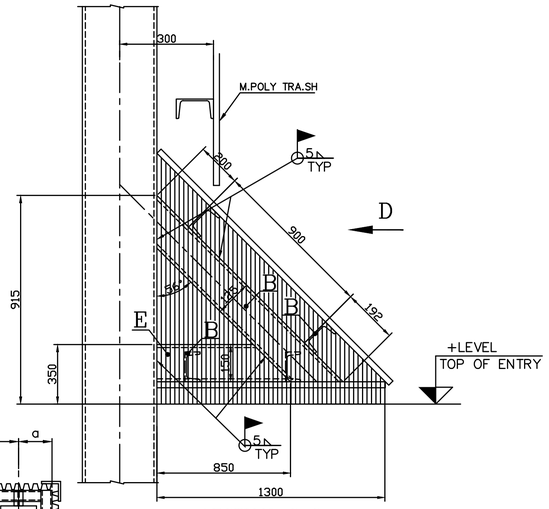

SECTION-C C

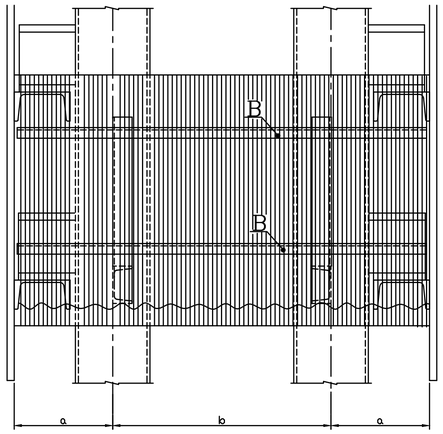

VIEW-D

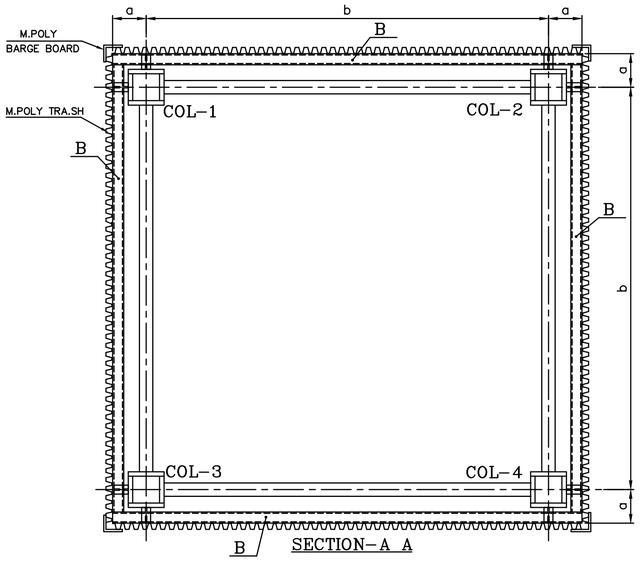

SECTION-A A

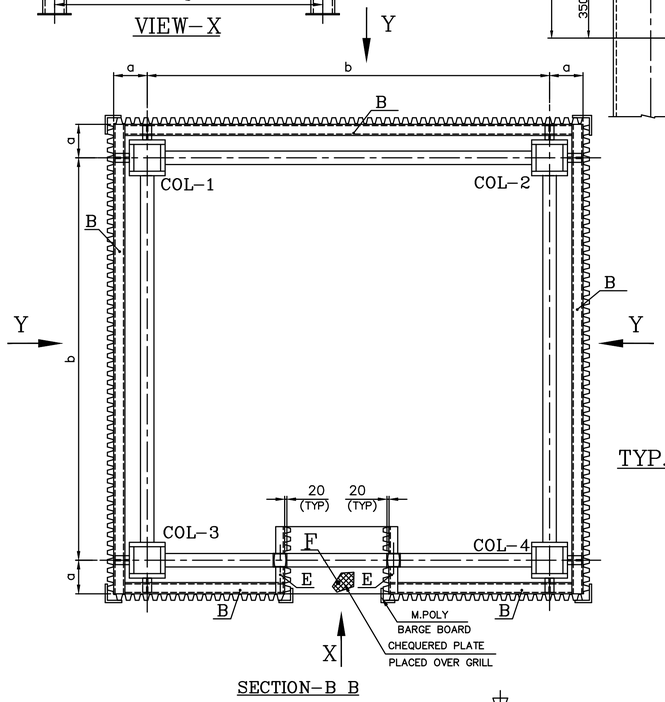

SECTION-B B

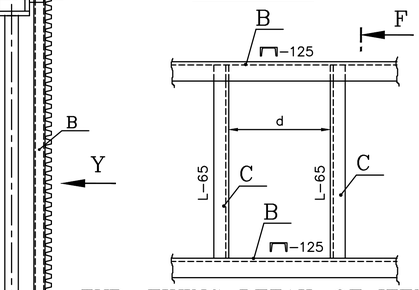

TYP. FIXING DETAIL OF ITEM No.C

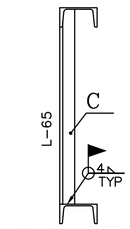

SECTION-FF

NOTES:-

01. THIS DRAWING IS TO BE READ ALONG WITH DRG.No.2-38-610-07695.

CAUTION: The information on this document is the property of BHARAT HEAVY ELECTRICALS LTD. It must not be used directly or indirectly in any way detrimental to the interest of the company.

TYPE OF PRODUCT OR NAME OF CUSTOMER/PROJECT

Bharat Heavy Electricals Ltd
UNIT: HIGH PRESSURE BOILER PLANT
TIRUCHIRAPALLI - 620014

355-053

	NAME	SIGNATURE	DATE
DRN	K.PRAKASH		22.09.2017
CHD	Praveen		23.09.2017
APPD	Shanmugam		23.09.2017

DEPT: ST
CODE: 122
ALL DIMENSIONS ARE IN MM
PROJECTION
SCALE: N.T.S
WEIGHT (Kg)
REF TO ASSY / OLD DWG

TITLE: LIFT SIDE CLADDING STRUCTURAL ARRANGEMENT

DRAWING NO: 1-38-610-03030
REV: 00

DRAWING NO: 2-38-610-08756

FOR TOLERANCES OF UNTOLERANCED DIMENSIONS DURING MANUFACTURE REFER PLANT STD. NO TP 023 0299

DETAIL OF LIFT COLUMNS WITH STUB

COLUMNS	COLUMNS SIZE	a	b	c	d	e
DESI. LC1 TO LC4 LC5 TO LC8	WBOX-500X500	400	4000	1350	1300	140

ENTRY LEVEL (T.O.F)

Sl.No.	LEVEL
01	+00.000M
02	+04.700M
03	+08.500M
04	+15.000M
05	+25.000M
06	+29.100M
07	+33.250M
08	+37.000M
09	+46.800M
10	+50.700M
11	+57.500M
12	+63.600M
13	+69.600M
14	+73.800M

ITEM	Nos.
A	01
B	02
C	03
D	04
E	05
F	06

LEGEND;-

(T.O.R) - TOP OF RUNNER
(B.O.SH) - BOTTOM SHEET
(T.O.SH) - TOP OF SHEET

WELD TABLE

SIZE AND TYPE OF WELD	TYPE OF ELECTRODE	TOTAL LENGTH OF WELD IN M
4 ◺ ⚑	E7018	9.6
4 ◺	E7018	22.7
6 ◺ ⚑	E7018	38.1

NOTES:-

01. MATERIALS AND OTHER REQUIREMENTS ARE GIVEN PER BOILER ONLY.
02. MANUFACTURING REQUIREMENTS SHALL BE AS PER RELEVANT Q.C.P
03. ITEM Nos.01,02,03 & 05 ISSUED IN RMS SUITABLY CUT AND WELDED AT SITE.
04. ITEM No.02 ISSUED IN RMS LENGTH SHOULD NOT BE LESS THAN 5M.
04. THIS DRAWING IS TO BE READ ALONG WITH DRG.No. 1-38-610-03030.
05. FINISHED FLOOR LEVEL. . . . . -0.200M
06. PAINTING AREA:-1600 SQ.M
07. M/C ROOM BOTTOM LEVEL (APPROX.). . . +84.818M.
08. MATERIALS RELEASED IN THIS PGMA IS FOR BOTH LIFT LHS AND RHS.
09. CLOUD MARKED DIMENSION ARE TO BE DECIDED AT SITE AS PER THE DOOR SUPPORT POST DIMENSION RELESED IN PGMA: 38-510.

VARIANT NUMBER	ITEM NUMBER	DESCRIPTION	STD	DRAWING NUMBER	ITEM NO / VAR NO	MATERIAL CODE / MATERIAL SPECN	A/C/P / DI	UNIT / QUANTITY	UNIT WEIGHT	GS	ZONE
	06	CHEQUERED PL.6 700 X 1250				15011188 / A36	NO	41.212 / 28			
	05	ISMC 150X75				15010009 / ASMESAIS2062E250A	M	16.800 / 130			
	04	PLATE 6 80 X 250				15011176 / ASMESAIS2062E250A	NO	0.942 / 1200			
	03	ISA 65X65X6				15013009 / ASMESAIS2062E250A	M	5.800 / 620			
	02	ISMC 125X65				15010008 / ASMESAIS2062E250A	M	13.100 / 2910			
	01	ISMB 150X75				15009018 / ASMESAIS2062E250A	M	15.000 / 155			

REV	DATE	ALTERED : CHD & APPD :
01		
ZONE		

CAUTION: The information on this document is the property of BHARAT HEAVY ELECTRICALS LTD. It must not be used directly or indirectly in any way detrimental to the interest of the company.

TYPE OF PRODUCT OR NAME OF CUSTOMER/PROJECT

Bharat Heavy Electricals Ltd
UNIT: HIGH PRESSURE BOILER PLANT
TIRUCHIRAPALLI - 620014
355-054

	NAME	SIGNATURE	DATE
DRN	KARTHIK		23.07.2018
CHD	P.VENKATAPRASAD		24.07.2018
APPD	S.YUVARAJ		24.07.2018

DEPT: ST
CODE: 122
ALL DIMENSIONS ARE IN MM
PROJECTION
SCALE: N.T.S
WEIGHT (Kg)
REF TO ASSY / OLD DWG

TITLE: LIFT SIDE CLADDING DETAILS

DRAWING NO : 2-38-610-08756
REV

FOR TOLERANCES OF UNTOLERANCED DIMENSIONS DURING MANUFACTURE REFER RELEVANT Q.C.P\Q.P

MANUFACTURING AS PER RELEVANT Q.C.P\S.Q.P

DRAWING NO: 3-35-611-80440

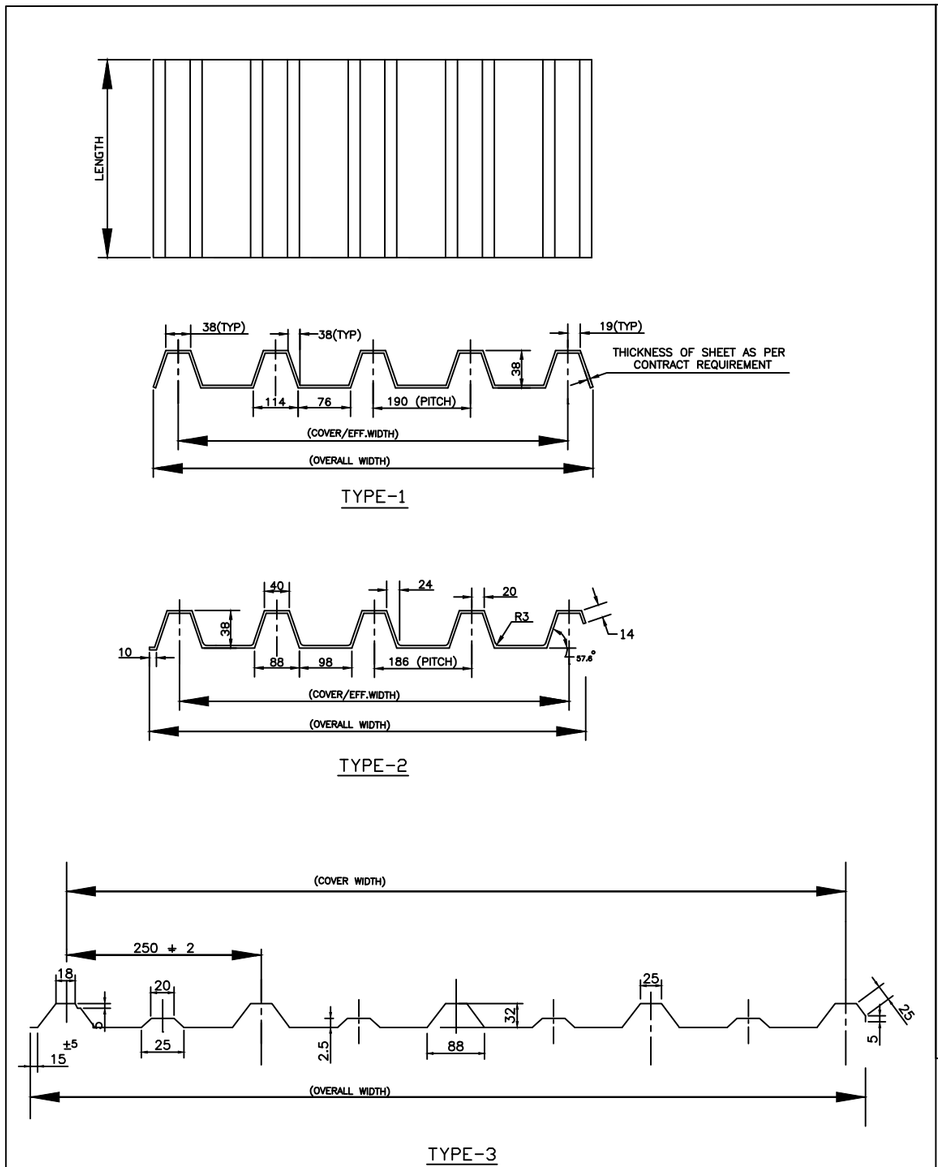

TRAPEZOIDAL PROFILE SHEET

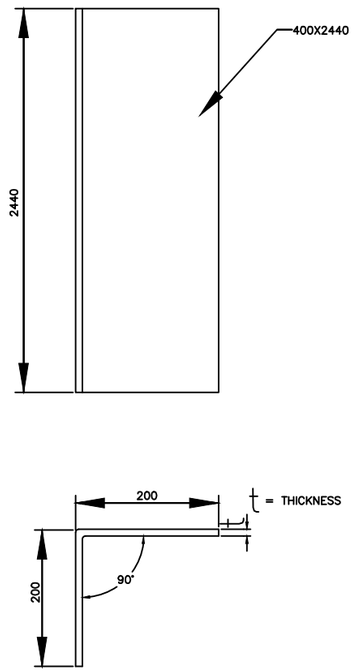

DETAILS OF BARGE BOARD CORNER PIECE

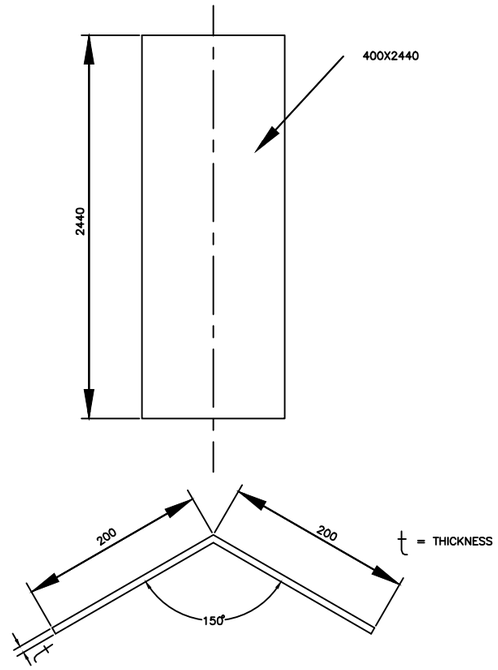

DETAILS OF RIDGE PIECE

ALL DIMENSIONS ARE IN MM

REV	DATE	ALTERED S.SIVA
01	28/09/10	CHKD & APPD S.MURALISANKAR
ZONE	NOTES AND DIMENSIONS REMOVED	

CAUTION: The information on this document is the property of BHARAT HEAVY ELECTRICALS LTD. It must not be used directly or indirectly in any way detrimental to the interest of the company.

TYPE OF PRODUCT OR NAME OF CUSTOMER/PROJECT

361-320

Bharat Heavy Electricals Ltd

UNIT: HIGH PRESSURE BOILER PLANT

TIRUCHIRAPALLI - 620014

	NAME	SIGNATURE	DATE
DRN	V.MUTHUMANI		10.06.10
CHD	S.MURALI SANKAR		10.06.10
APPD	V.RAMACHANDRAN		10.06.10

DEPT	ALL DIMENSIONS ARE IN MM	PROJECTION	SCALE	WEIGHT (Kg)	REF TO ASSY / OLD DWG
FBC & HRSG CODE 1322			N.T.S		

TITLE: DETAILS OF TRAPEZOIDAL PROFILE SHEET, BARGE BOARD & RIDGE PIECE

DRAWING NO : 3-35-611-80440

REV 01

A3 SIZE