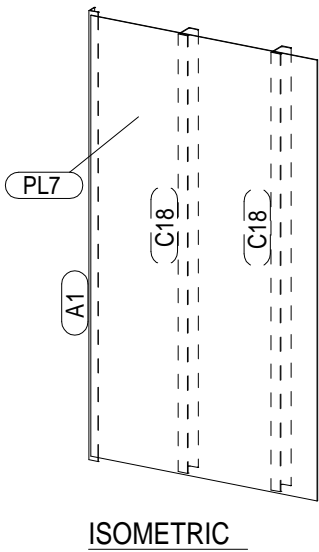
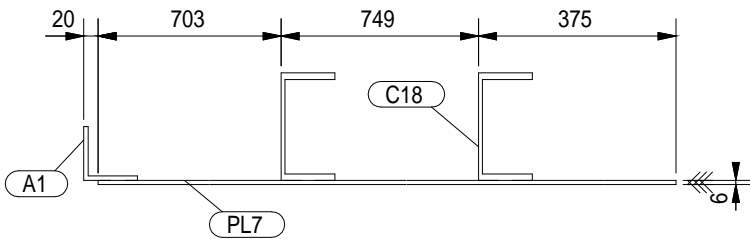
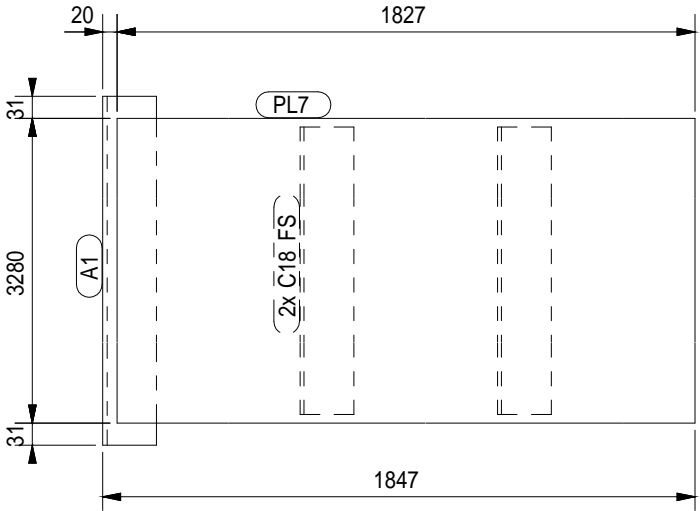
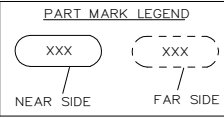


FOR TOLERANCES OF UNTOLERANCED  
DIMENSIONS DURING MANUFACTURE  
REFER PLANT STD.NO TP 023 0299

3-48-112-C8213  
DRAWING NO:

NOTES:

01. FOR GENERAL NOTES REFER PAGE NO.41 (REF.41) OF DUCT CONSTRUCTION MANUAL  
REF. 121 FOR CONSTRUCTION DETAIL  
02. THIS DRAWING TO BE READ ALONG WITH ASSEMBLY DRAWING 2-48-112-62264



ISOMETRIC

VARIANT NUMBER	S.NO	ITEM NUMBER	DESCRIPTION	STD	DRAWING NUMBER	ITEM NO	MATERIAL CODE	A/C/P	UNIT	UNIT WEIGHT	GS	ZONE
						VAR NO	MATERIAL SPECN	A/C/P	DI	QUANTITY		
	1	A1	ISA75X75X6 3342				150130050000			22.719		
							IS2062E250A			1		
	2	C18	ISMC 150 3256 0				150100350000			54.701		
							IS2062E250A			2		
	3	PL7	PLATE 6 3280.0x1827.0				152110920000			282.250		
							IS2062E250A			1		

CAUTION: The information on this document is the property of BHARAT HEAVY ELECTRICALS LTD. It must not be used directly or indirectly in any way detrimental to the interest of the company.

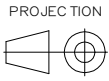
TYPE OF PRODUCT  
OR NAME OF  
CUSTOMER/PROJECT



Bharat Heavy Electricals Ltd.  
UNIT: HIGH PRESSURE BOILER PLANT  
TIRUCHIRAPALLI - 620014

DEPT  
DUCT  
CODE  
124

ALL DIMENSIONS  
ARE IN MM



SCALE  
NTS

WEIGHT (Kg)  
414.370

REF TO ASSY / OLD DWG

TITLE

BRANCH DUCT WALL

DRAWING NO :

3-48-112-C8213

REV

DU NO: 33 DU QTY: 1