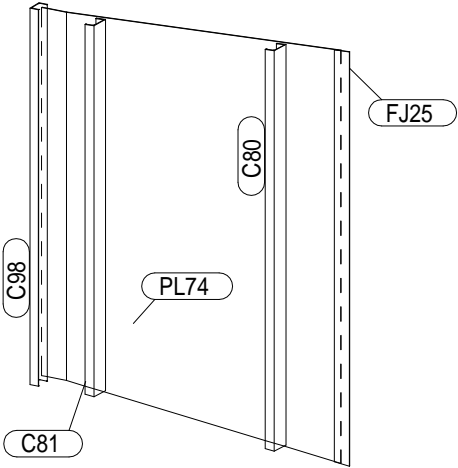


FOR TOLERANCES OF UNTOLERANCED
DIMENSIONS DURING MANUFACTURE
REFER PLANT STD.NO TP 023 0299

NOTES:

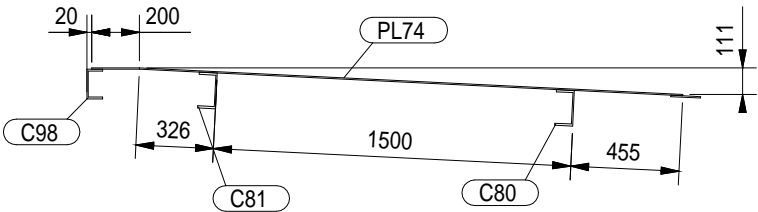
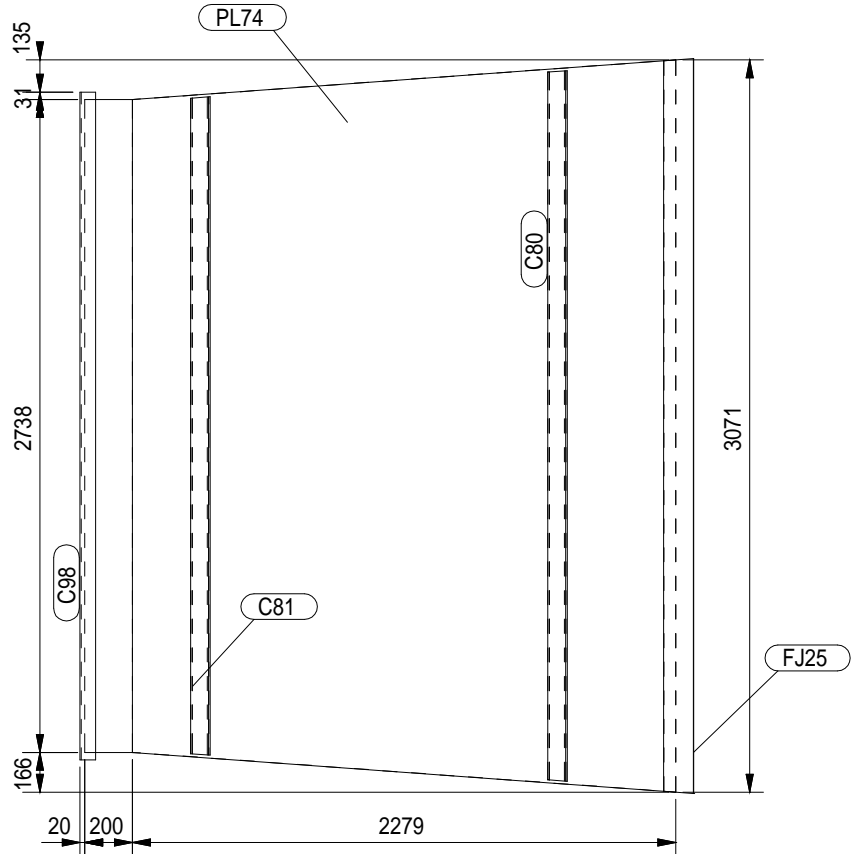
01. FOR GENERAL NOTES REFER PAGE NO.41 (REF.41) OF DUCT CONSTRUCTION MANUAL
REF. 121 FOR CONSTRUCTION DETAIL
02. THIS DRAWING TO BE READ ALONG WITH ASSEMBLY DRAWING 2-48-112-62261

PART MARK LEGEND	
XXX	XXX
NEAR SIDE	FAR SIDE



ISOMETRIC

VARIANT NUMBER	S.NO	ITEM NUMBER	DESCRIPTION	STD	DRAWING NUMBER	ITEM NO	MATERIAL CODE	A/C/P	UNIT	UNIT WEIGHT	GS	ZONE
						VAR NO	MATERIAL SPECN	A/C/P	DI	QUANTITY		
	1	C80	ISMC 150 2980				150100350000			50.071		
							IS2062E250A			1		
	2	C81	ISMC 150 2762				150100350000			46.394		
							IS2062E250A			1		
	3	C98	ISMC 125 2800				150100020000			36.680		
							IS2062E250A			1		
	4	FJ25	PLATE 6 3082.0x125.0				152110920000			18.091		
							IS2062E250A			1		
	5	PL74	PLATE 6 3071.0x2482.0				152110920000			337.940		
							IS2062E250A			1		



DU NO: 4 DU QTY: 4

CAUTION: The information on this document is the property of BHARAT HEAVY ELECTRICALS LTD. It must not be used directly or indirectly in any way detrimental to the interest of the company.

TYPE OF PRODUCT
OR NAME OF
CUSTOMER/PROJECT

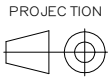


Bharat Heavy Electricals Ltd.

UNIT: HIGH PRESSURE BOILER PLANT
TIRUCHIRAPALLI - 620014

DEPT
DUCT
CODE
124

ALL DIMENSIONS
ARE IN MM



SCALE
NTS

WEIGHT (Kg)
489.176

REF TO ASSY / OLD DWG

TITLE

TRANSITION DUCT WALL

DRAWING NO :

3-48-112-C8184

REV