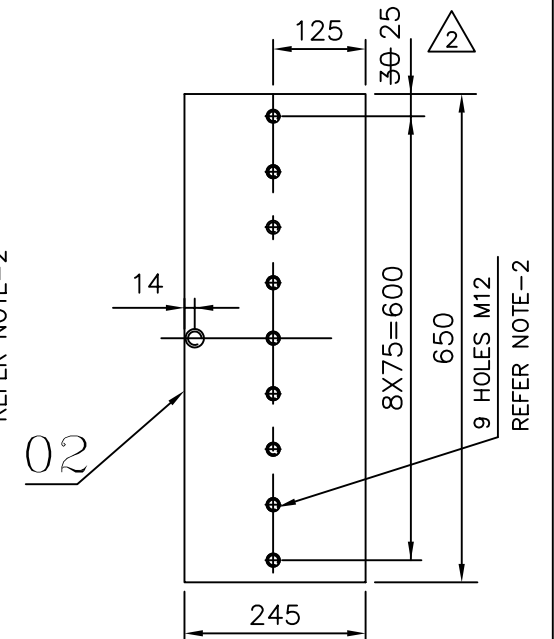
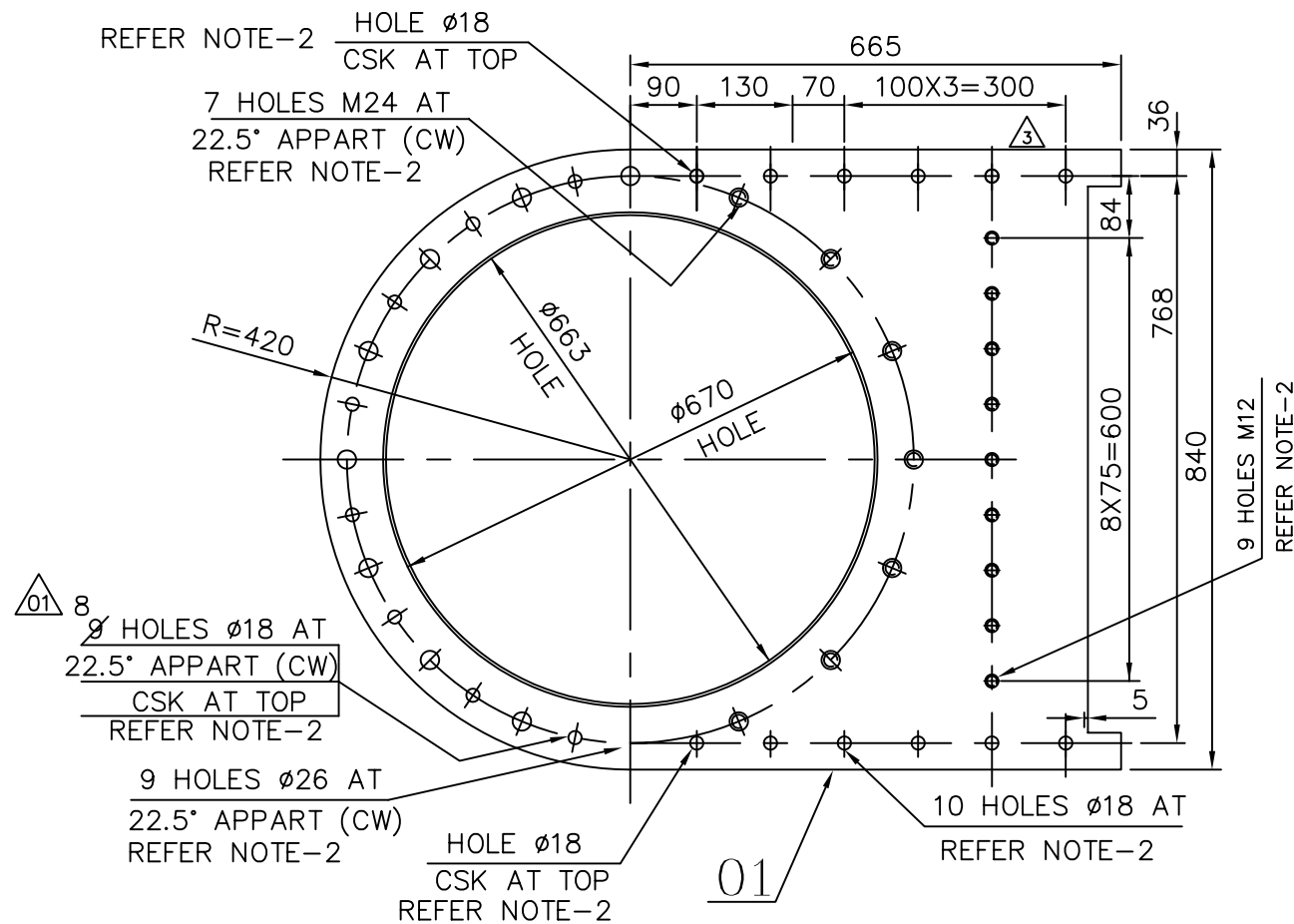


NOTES



- ALL SURFACES TO BE MACHINED TO A FINISH OF 6.3 MICRONS UNLESS SPECIFIED.
- ALL HOLES TO BE MATCH DRILLED ALONGWITH THE GATE BODY -II, GATE GUIDE, AND GASKET

REV	DATE	ALTERED : G.S.K	REV	DATE	ALTERED : k.anbu	REV	DATE	ALTERED : k.anbu
03	25.1.08	CHECKED : M.T.P	02	20.1.07	CHECKED : Md.F.B	01	30.8.06	CHECKED :
ZONE	DIMENSION CHANGED		ZONE	DIMENSION CHANGED FOR ITEN NO 02.		ZONE	NO OFF HOLES ALTERED. AS NOTED.	



VARIANT NUMBER	ITEM NUMBER	DESCRIPTION	STD	DRAWING NUMBER	ITEM NO	MATERIAL CODE	A/C	UNIT	UNIT WEIGHT	GS
	02	PL. 8X245X650				15 011 027			8.109	
	01	PL. 22X840X1085				15 011 081			75.513	
						IS2062 Gr. A			1	
						IS2062 Gr. A			1	
					VAR NO	MATERIAL SPECN	A/C	D1	QUANTITY	

CAUTION: The information on this document is the property of BHARAT HEAVY ELECTRICALS LTD. It must not be used directly or indirectly in any way detrimental to the interest of the company.

TYPE OF PRODUCT OR NAME OF CUSTOMER/PROJECT									
		Bharat Heavy Electricals Ltd UNIT: HIGH PRESSURE BOILER PLANT TIRUCHIRAPALLI – 620014			DRN	NAME PDS	SIGNATURE	DATE 150904	NO. OF VAR
					CHD	FB		290904	
					APPD	SVS		300904	
DEPT CC	GRADE OF UNTOL. DIM		SCALE	WEIGHT (Kg)	REF TO ASSY / OLD DWG			ITEM NO	No OF ITEMS
CODE 129	C/M/F		NTS	83.622					
TITLE				CARD CODE	DRAWING NO :			REV	
GATE BODY – I				U 01	3-47-263-01126			03	