

# TENDER SPECIFICATION

## BHEL RUDRAPUR INSTALLATION PACKAGE FOR

Handling at Site Stores / Storage yard, Transportation to Site of Work,  
Pre-assy, Erection, Testing and Commissioning of Generator & MV Bus duct

At

NABINAGAR POWER GENERATING COMPANY LIMITED,  
Nabinagar, Bihar - 3 x 660 MW

TECHNOCOMMERCIAL BID

BOOK-I: -

VOLUME -1A & Volume-II

Rev 03, 31<sup>st</sup> Oct 2015

### Book-I consists of

Notice Inviting Tender,

Volume-IA : Technical Conditions of Contract

Volume- II : Price Bid

### Book-II consists of

Volume-IB : Special conditions of Contract,

Volume-IC : General conditions of Contract

Volume-ID : Forms & Procedures



**BHARAT HEAVY ELECTRICALS LIMITED**

(A Government of India Undertaking)

Component Fabrication Plant,

Rudrapur, Udham Singh Nagar.

Uttarakhand, 263153

| <b>CONTENTS</b> |                                    |          |  |
|-----------------|------------------------------------|----------|--|
| Volume No       | Description                        | Page No. | Hosted in website bhel.com as files titled |
| I-A             | Tender Specification Issue Details | 3        | (Book-I, Volume-IA)                        |
| NIL             | Notice Inviting Tender             | 4-17     | (Book-I, Volume-IA)                        |
| I-A             | Technical Conditions of Contract   | 18-81    | (Book-I, Volume-IA)                        |
| I-B             | Special Conditions of Contract     | 04- 39   | (Book-II, Volume- IB)                      |
| I-C             | General Conditions of Contract     | 43-67    | (Book-II, Volume-IC)                       |
| I-D             | Forms & Procedures                 | 68-144   | (Book-II, Volume-ID)                       |
| II              | Price Bid Specification            | 82       | (Book-1, Volume-II)                        |

**BHARAT HEAVY ELECTRICALS LIMITED**  
 (A Government of India Undertaking)  
 Component Fabrication Plant,  
 Rudrapur, Udham Singh Nagar.  
 Uttarakhand, 263153

Open Tender Specification No.  
**BHE/RU/FES/2016-17/23 Dt. 01.02.2017**

Handling at Site Stores / Storage yard, Transportation to Site of Work, Pre assy ,  
 Erection, Testing and Commissioning of Bus duct of 3X660 MW at NABINAGAR  
 POWER GENERATING COMPANY LIMITED, Nabinagar, Bihar - 3 x 660 MW.

One set of Tender documents consisting of

- 1) Techno-commercial bid - 1 copy
- 2) Price bid for Installation Package - 1 copy

Book Sl. No.....

Issued To,  
 M/s,

.....  
 .....  
 .....


Refer NIT for Last date of submission

Please note this tender document is not transferable.

For any query related to above tender document, please contact:

- 1) Ajay Kumar ,Engineer (FES), Email: [ajaykumar@bhel.in](mailto:ajaykumar@bhel.in),  
 Ph: 05944-257268.
- 2) Shilanand Minj, DGM(FES/PDN/PPC), Email: [shilanand@bhel.in](mailto:shilanand@bhel.in),  
 Ph: 05944-257281.

For and on behalf of  
 Bharat Heavy Electricals Limited



Engineer / FES-Dept.

Place: - Rudrapur

Date:-

Tender specification for NPGCL, Nabinagar Bus duct installation package-  
 3 X 660 MW

Rev-03,  
Dt 31-10-  
2015

# NOTICE INVITING TENDER

BHARAT HEAVY ELECTRIC LIMITED,  
RUDRAPUR

11/3/2015



Ref: BHE/RU/FES/2016-17/23

Date: 01.02.2017

**NOTICE INVITING TENDER (NIT)**  
**NOTE: BIDDER MAY DOWNLOAD FROM WEB SITES**  
**OR**  
**PURCHASE TENDERS FROM THIS OFFICE**

=====

To,

\_\_\_\_\_

\_\_\_\_\_

\_\_\_\_\_

Dear Sir / Madam

**Sub : NOTICE INVITING TENDER**

Sealed offers in two part bid system are invited from reputed & experienced bidders (Meeting QUALIFICATION CRITERIA as mentioned in Annexure-I) for the subject job by the undersigned on the behalf of BHARAT HEAVY ELECTRICALS LIMITED, RUDRAPUR as per the tender document. Following points relevant to the tender may please be noted and complied with.

01. SAILENT FEATURE

| Sl.No. | ISSUE                      | DESCRIPTION   |
|--------|----------------------------|---|
| I      | TENDER                     | BHE/RU/FES/2016-17/23 Dt 01.02.2017   |
| II     | BROAD SCOPE OF WORK        | Handling at Site Stores / Storage yard, Transportation to Site of work, Pre assy., Erection/Installation, Testing and Commissioning of Bus duct package and accessories of 3X660 MW at Nabinagar Power Generating Company Limited, Nabinagar, Bihar - 3 x 660 MW. |
| III    | DETAILS OF TENDER DOCUMENT |   |
| (a)    | Volume-IA                  | Technical Conditions of Contract (TCC) consisting of Scope of work, Technical Specification, Drawings, Procedures, Bill of Quantities, Terms of payment, etc  |
| (b)    | Volume-IB                  | Special Conditions of Contract (SCC)  |
| (c)    | Volume-IC                  | General Conditions of Contract (GCC)  |
| (d)    | Volume-ID                  | Forms and Procedures  |
| (e)    | Volume-II                  | Price Bid   |

Tender specification for NPGCL, Nabinagar Bus duct installation package- 3 X 660 MW

|     |                                     |  |
|-----|-------------------------------------|--|
| (f) | Due Date & Time of Offer Submission | <b>Date : 24.02.2016 , Time :15.30 Hrs</b><br>Tenders can be submitted through representative / in person at designated tender box at BHEL RUDRAPUR.   |
| (g) | Opening of Tender                   | <b>Date : 24.02.2016, Time :15.30 Hrs</b><br>Notes:-<br>(1) In case the due date of opening of tender becomes a non-working day, tenders shall be opened on next working day at the same time.<br>2) Bidder may depute representative to witness the opening of tender |
| (h) | EMD Amount                          | Rs 2,87,818/- (Rupees Two Lakhs eighty-seven thousand eight hundred eighteen Only)   |
| (i) | Cost of Tender(Non Re-fundable)     | Rs 1,000/- (Rupees One thousand only)  |
| (j) | Last Date for Seeking Clarification | At least 4 days before the due date of offer Submission.   |

02. The offer shall be submitted as per the instructions of tender document and as detailed in this NIT. Bidders to note specifically that all pages of tender document, including these NIT pages of this particular tender together with subsequent correspondences shall be submitted by them, duly signed & stamped on each page, as part of offer. **Rates / Price including discounts / rebates, if any, mentioned anywhere / in any form in the techno- commercial offer other than the Price Bid, shall not be entertained.**

03. Unless specifically stated otherwise, bidder shall deposit EMD through Demand Draft / Pay Order in favour of Bharat Heavy Electricals Ltd, payable at RUDRAPUR For other details and for 'One Time EMD' please refer General Conditions of Contract.

04. **Procedure for Submission of Tenders:** The Tenderers must submit their Tenders to Officer inviting Tender, as detailed below:

- a) PART-I consisting of '**PART-I A** (Techno Commercial Bid-Book -1 & Book-2) & '**PART-I B** (EMD) in two separate sealed and super scribed envelopes (ENVELOPE-I & ENVELOPE-II)
- b) PART-II (Vol-II-Price Bid for package) – In sealed and super scribed envelope (ENVELOPE-III)

- c) One set of each document shall be retained by the bidder for their reference.
05. The contents for ENVELOPES and the superscription for each sealed cover / Envelope are as given below. **(All pages to be signed and stamped)**

| SI.NO. | Description  | Remarks |
|--------|--|---------|
|        | <b>PART I A</b>  |         |
|        | <b>ENVELOPE – I super scribed as :</b><br>PART-IA (TECHNO COMMERCIAL BID)<br>TENDER NO :<br>NAME OF WORK :<br>PROJECT:<br>DUE DATE OF SUBMISSION:<br><b>CONTAINING THE FOLLOWING:-</b>   |         |
| i      | Covering letter / Offer forwarding letter of Tenderer.   |         |
| ii     | Duly filled-in 'No Deviation Certificate' as per prescribed format to be placed after document under sl no (i) above.<br><b>Note:</b><br>a. In case of any deviation, the same should be submitted separately for technical & commercial parts, indicating respective clauses of tender against which deviation is taken by bidder. The list of such deviation shall be placed after document under sl no (i) above. It shall be specifically noted that deviation recorded elsewhere shall not be entertained.<br>b. BHEL reserves the right to accept / reject the deviations without assigning any reasons, and BHEL decision is final and binding.<br>i). In case of acceptance of the deviations, appropriate loading shall be done by BHEL<br>ii). In case of unacceptable deviations, BHEL reserves the right to reject the tender. |         |
| iii.   | Supporting documents/ annexure/ schedules/ drawing etc as required in line with Qualification criteria.<br><br>It shall be specifically noted that all documents as per above shall be indexed properly and credential certificates issued by clients shall distinctly bear the name of organization, contact ph no, FAX no, etc.  |         |
| iv     | All Amendments / Correspondences / Corrigenda / Clarifications / Changes / Errata etc., pertinent to this NIT.   |         |
| v      | Integrity Pact Agreement (Duly signed by the authorized  | Not     |

|                  |   |            |
|------------------|---|------------|
|                  | signatory)  | applicable |
| Vi               | Duly filled-in annexure, formats etc as required under this Tender Specification/NIT  |            |
| Vii              | Notice inviting Tender (NIT)  |            |
| Viii             | Volume – I A : Technical Conditions of Contract (TCC) consisting of Scope of work, Technical Specification, Drawings, Procedures, Bill of Quantities, Terms of payment, etc           |            |
| Ix               | Volume – I B : Special Conditions of Contract (SCC)   |            |
| X                | Volume – I C : General Conditions of Contract (GCC)   |            |
| Xi               | Volume – I D : Forms & Procedures   |            |
| Xii              | Volume – II : Price Bid   |            |
| xiii             | Any other details preferred by bidder with proper indexing.   |            |
| <b>PART I B</b>  |   |            |
|                  | <b>ENVELOPE – II super scribed as:</b><br>PART-IB (EMD / COST of TENDER)<br>TENDER NO :<br>NAME OF WORK :<br>PROJECT:<br>DUE DATE OF SUBMISSION:<br><b>CONTAINING THE FOLLOWING:-</b> |            |
| i                | Earnest Money Deposit (EMD) in the form as indicated in this Tender<br><br><b>OR</b><br>Documentary evidence for 'One Time EMD' with BHEL Rudrapur.                                   |            |
| <b>PART II A</b> |   |            |
|                  | <b>PRICE BID for package</b> consisting of the following shall be enclosed  |            |
|                  | <b>ENVELOPE-III super scribed as:</b><br>PART-II A (PRICE BID for package)<br>TENDER NO :<br>NAME OF WORK :<br>PROJECT:<br>DUE DATE OF SUBMISSION:<br><b>CONTAINING THE FOLLOWING</b> |            |
| i                | Covering letter / Offer forwarding letter of Tenderer enclosed in Part-I  |            |
| ii               | Volume II – PRICE BID for package(Duly Filled in Schedule of Rates – rate / price to be entered in words  |            |

|   |  |  |
|---|--|--|
|   | as well as figures)  |  |
|   | <b>OUTER COVER</b>   |  |
|   | <b>ENVELOPE-IV (MAIN ENVELOPE / OUTER ENVELOPE)</b><br><b>superscribed as:</b><br>TECHNO-COMMERCIAL BID, PRICE BID & EMD<br>TENDER NO:<br>NAME OF WORK:<br>PROJECT:<br>DUE DATE OF SUBMISSION:<br><b>CONTAINING THE FOLLOWING:</b> |  |
| I | <input type="checkbox"/> Envelope I<br><input type="checkbox"/> Envelope II<br><input type="checkbox"/> Envelope III   |  |

**SPECIAL NOTE:**


All documents / annexures submitted with the offer shall be properly annexed and placed in respective places of the offer as per enclosure list mentioned in the covering letter. BHEL shall not be responsible for any missing documents.

06. No Deviation with respect to tender clauses and no additional clauses/ suggestions / in Techno-commercial bid / Price bid shall normally be considered by BHEL. Bidders are requested to positively comply with the same.
07. BHEL reserves the right to accept or reject any or all Offers without assigning any reasons thereof. BHEL also reserves the right to cancel the Tender wholly or partly without assigning any reason thereof. Also BHEL shall not entertain any correspondence from bidders in this matter (except for the refund of EMD).
08. Since the job shall be executed at site, bidders must visit site / work area and study the job content, facilities available, availability of materials, prevailing site conditions including law & order situation etc before quoting for this tender. They may also consult this office before submitting their offers, for any clarifications Regarding scope of work, facilities available at sites or on terms and conditions. No additional claim shall be entertained by BHEL in future, on account of no acquaintance of above.
09. For any clarification on the tender document, the bidder may seek the same in writing or through e-mail, as per specified format, within the scheduled date for seeking clarification, from the office of the undersigned. BHEL shall not be responsible for receipt of queries after due date of seeking clarification due to postal delay or any other delays. Any clarification / query received after last date for seeking clarification may not be normally entertained by BHEL and no time extension will be given.

10. In the event of any conflict between requirement of any clause of this specification/ documents / drawings / data sheets etc or requirements of different codes /standards specified, the same to be brought to the knowledge of BHEL in writing for clarification before due date of seeking clarification (whichever is applicable),otherwise, interpretation by BHEL shall prevail. Any typing error / missing pages /other clerical errors in the tender documents, noticed must be pointed out before pre-bid meeting / submission of offer, else BHEL's interpretation shall prevail.
11. BHEL may decide holding pre-bid discussion [PBD] with all intending bidders as per date indicated in the NIT. The bidder shall ensure participation for the same at the appointed time, date and place as may be decided by BHEL. Bidders shall plan their visit accordingly. The outcome of pre-bid discussion (PBD) shall also form part of tender.
12. The entire work will be assigned to a single party. Selection of L-1 party will be based on cost arrived in grand total in Price Bid (Vol-II of Book-1-TCC). Evaluation of bidders will not be carried out on individual line items in Price Bid. Unless specifically mentioned otherwise, bidder's quoted price shall deemed to be in compliance with tender including IPBD & SPBD.
13. The Bidder has to satisfy the Qualifying Requirements stipulated for this Tender in order to be qualified. The Price Bids of only those bidders will be opened who will be qualified for the subject job on the basis of pre-qualification evaluation/ techno-commercial bids, approval / acceptance of customer (as applicable), etc. and date of opening of price bids shall be intimated to only such bidders.
14. In case BHEL decides on a 'Public Opening', the date & time of opening of the sealed PRICE BID shall be intimated to the qualified bidders and in such a case, bidder may depute one authorised representative to witness the price bid opening BHEL reserves the right to open 'in-camera' the 'PRICE BID' of any or all Unsuccessful / Disqualified bidders under intimation to the respective bidders.
15. Validity of the offer shall be for **six months** from the latest due date of offer submission (including extension, if any) or specified otherwise in Special Conditions of Contract of tender.
16. BHEL reserves the right to go for Reverse Auction (RA) instead of opening the sealed envelope price bid, submitted by the bidder. This will be decided after techno-commercial evaluation. All bidders to give their acceptance for participation in RA. Non-acceptance to participate in RA may result in non-consideration of their bids, in case BHEL decides to go for RA.  
In case BHEL decides to go for Reverse Auction, only those bidders who have given their acceptance to participate in RA will be allowed to participate in the Reverse Auction. Those bidders who have given their acceptance to participate in Reverse Auction will have to necessarily submit 'online sealed bid' in the Reverse Auction. Non submission of 'online sealed bid' by the bidder will be considered as tampering of the tender process and will invite action by BHEL as per extant guidelines in vogue.

17. The offers of the bidders who are on the banned list as also the offer of the bidders, who engage the services of the banned firms, shall be rejected. The list of banned firms is available on BHEL web site "[www.bhel.com](http://www.bhel.com)".
18. The bidders shall not enter into any undisclosed M.O.U. or any understanding amongst themselves with respect to tender.
19. The bidder shall submit documents in support of possession of 'Qualifying Requirements" duly self-certified and stamped by the authorized signatory, indexed and properly linked in the format for QR. In case BHEL requires any other documents/proofs, these shall be submitted immediately.
20. The bidder may have to produce original document for verification if so decided by BHEL.
21. **Order of Precedence:**  
**In the event of any ambiguity or conflict between the Tender Documents, the order of precedence shall be in the order below:**
  - a) Amendments / Clarifications / Corrigenda / Errata etc issued in respect of the tender documents by BHEL
  - b) Notice Inviting Tender (NIT)
  - c) Price Bid-Vol-II
  - d) Technical Conditions of Contract (TCC)—Volume-1A
  - e) Special Conditions of Contract (SCC) —Volume-1B
  - f) General Conditions of Contract (GCC) —Volume-1C
  - g) Forms and Procedures(F&P) —Volume-1D

For BHARAT HEAVY ELECTRICALS LTD



Engineer / FES-DEPTT

### Enclosure

01. Annexure-1: Qualifying criteria.
02. Annexure-2: Check List
03. Annexure-3: Important Information.
04. Other Tender documents as per this NIT.

## ANNEXURE – 1

**QUALIFYING REQUIREMENTS**

|             |   |
|-------------|---|
| JOB         | Handling at Site Stores / Storage yard, Transportation to Site of work, Pre assay., Erection/Installation, Testing and Commissioning of Bus duct package and accessories of 3X660 MW at Nabinagar Power Generating Company Limited, Nabinagar, Bihar. |
| Tender No.: | <b>BHE/RU/FES/2016-17/23 Dt 01.02.2017</b>  |

| SL NO | QUALIFICATION CRITERIA  | Bidders claim in respect of fulfilling the QR Criteria |   |
|-------|---|--|---|
|       |   | Name and Description of qualifying criteria            | Page no of supporting document.<br>Bidder must fill up this column as per applicability |
| A     | <p><b>Technical</b><br/>Bidder must have successfully executed following works in the last seven (7) years as on latest date of bid submission ( i.e. Bidder must meet A.1.1 or A.1.2 or A1.3 )</p> <p>A1.1) Executed at least one (1) contract of not less than <b>Rs 100 Lakhs</b> (Basic W.O. value) comprising of :-<br/>a) Erection &amp; Commissioning of busduct(IP/SP) package <b>OR</b><br/>b) Bus duct (IP/SP) as a part of Electrical C&amp;I Erection &amp; Commissioning work.<br/>OR</p> <p>A1.2) Executed at least two (2) contracts of each not less than <b>Rs 62.5 Lakhs</b> (Basic W.O. value) comprising of :-<br/>a) Erection &amp; Commissioning of busduct(IP/SP) package <b>OR</b><br/>b) Bus duct (IP/SP) as a part of Electrical C&amp;I Erection &amp; Commissioning work.<br/>OR</p> <p>A 1.3) Executed at least three (3) contracts of each not less than <b>Rs 50 Lakhs</b> (Basic W.O.</p> | <b>Applicable</b>                                      |   |

|  |  |                   |  |
|--|--|-------------------|--|
|  | value) comprising of :-<br>a) Erection & Commissioning of busduct(IP/SP) package <b>OR</b><br>b) Bus duct (IP/SP) as a part of Electrical C&I Erection & Commissioning work.   |                   |  |
| B-1  | <b>Financial TURNOVER:</b><br>Bidders must have achieved an average annual financial turnover (Audited) of <b>Rs 37.5 Lakhs</b> or more over last three Financial Years (FY) i.e. 2013-2014, 2014-2015, 2015-16 or for 2012-2013, 2013-2014 2014-2015 if Annual Accounts for FY 2015-16 are not audited. | <b>Applicable</b> |  |
| B-2  | NETWORTH (only in case of Companies)<br>Net worth of the Bidder based on the latest Audited Accounts as furnished for 'B-1' above should be positive.  | <b>Applicable</b> |  |
| C  | Valid registration of its Firm/Organisation  | <b>Applicable</b> |  |
| D  | Service Tax Registration No  | <b>Applicable</b> |  |
| E  | Electrical licence No.   | <b>Applicable</b> |  |
| F  | Provident Fund Registration No   | <b>Applicable</b> |  |
| G  | ESIC No  | <b>Applicable</b> |  |
| H  | Solvency Certificate stating credit limit of minimum Rs 40 Lakhs.  | <b>Applicable</b> |  |
| <p><b><u>Explanatory Notes for the QR (unless otherwise specified in the QR):</u></b></p> <ol style="list-style-type: none"> <li>Bidder to submit Audited Balance Sheet and Profit and Loss Account for the respective years as indicated against B-1 above along with all Annexures</li> <li>In case audited financial statements have not been submitted for all the three years as indicated against B-1 above, then the applicable audited statements submitted by the bidders against the requisite three years, will be averaged for three years i.e total divided by three.</li> <li>B-2:-NETWORTH: Shall be calculated based on the latest Audited Accounts as furnished for B-1 above. Net worth = Paid up share capital + Reserves. (Net worth is required to be evaluated in case of companies)</li> <li>'EXECUTED' means the Vendor should have achieved the criteria specified in the Technical criteria of QR (as in 'A' above) even if the Contract has not been completed or closed.</li> <li>Time period for achievement of the 'Technical' criteria of QR (as in 'A' above)</li> </ol> |  |                   |  |

|  |  |
|--|--|
|  | <p>will be the last 7 years ending on the 'latest date' of Bid submission, if specifically not mentioned.</p> <p>6. For Bidders who have executed Electrical C&amp;I or other contract has to furnish documents to establish that executed value of busduct (IP/SP) erection and commissioning portion is as per the technical criteria of QR (as in 'A' above).</p> |
|--|--|

**NOTE:** TENDER NOT ACCOMPANIED BY ANY ONE OR MORE OF THE PRESCRIBED ABOVE APPLICABLE DOCUMENTS ARE LIABLE TO BE REJECTED.

**CHECK LIST****ANNEXURE - 2**

**NOTE:- Tenderers are required to fill in the following details and no column should be left blank**

|     |  |  |                       |
|-----|--|--|-----------------------|
| 1   | Name and Address of the Tenderer   |  |                       |
| 2   | Details about type of the Firm/Company   |  |                       |
| 3.a | Details of Contact person for this Tender  | Name : Mr/Ms<br>Designation:<br>Telephone No:<br>Mobile No:<br>Email ID:<br>Fax No:  |                       |
| 3.b | Details of alternate Contact person for this Tender  | Name : Mr/Ms<br>Designation:<br>Telephone No:<br>Mobile No:<br>Email ID:<br>Fax No:  |                       |
| 4   | EMD DETAILS  | DD No:                      Date :<br>Bank :                      Amount:<br><u>Please tick ( √ ) whichever applicable:-</u><br>ONE TIME EMD / ONLY FOR THIS<br>TENDER |                       |
| 5   | Validity of Offer  | TO BE VALID FOR SIX MONTHS FROM<br>DUE DATE  |                       |
|     |  | APPLICABILITY<br>(BY BHEL)   | ENCLOSED<br>BY BIDDER |
| 6   | Whether the format for compliance with <b>QUALIFICATION CRITERIA</b> (ANNEXURE-I) is understood and filled with proper supporting documents referenced in the specified format | Applicable   | YES / NO              |
| 7   | Audited profit and Loss Account for the last three years   | Applicable/<br>Not Applicable  | YES/NO                |
| 8   | Copy of PAN Card   | Applicable/Not<br>Applicable   | YES/NO                |

|    |   |                           |        |
|----|---|---------------------------|--------|
| 9  | Whether all pages of the Tender documents including annexures, appendices etc are read understood and signed, stamped | Applicable/Not Applicable | YES/NO |
| 10 | Integrity Pact  | Applicable/Not Applicable | YES/NO |
| 11 | Declaration by Authorised Signatory   | Applicable/Not Applicable | YES/NO |
| 12 | No Deviation Certificate  | Applicable/Not Applicable | YES/NO |
| 13 | Declaration confirming knowledge about Site Conditions  | Applicable/Not Applicable | YES/NO |
| 14 | Declaration for relation in BHEL  | Applicable/Not Applicable | YES/NO |
| 15 | Non Disclosure Certificate  | Applicable/Not Applicable | YES/NO |
| 16 | Bank Account Details for E-Payment  | Applicable/Not Applicable | YES/NO |
| 17 | Capacity Evaluation of Bidder for current Tender  | Applicable/Not Applicable | YES/NO |
| 18 | Tie Ups/Consortium Agreement are submitted as per format  | Applicable/Not Applicable | YES/NO |
| 19 | Power of Attorney for Submission of Tender/Signing Contract Agreement   | Applicable/Not Applicable | YES/NO |
| 20 | Analysis of Unit rates  | Applicable/Not Applicable | YES/NO |

NOTE : STRIKE OFF 'YES' OR 'NO', AS APPLICABLE.  
TENDER NOT ACCOMPANIED BY THE PRESCRIBED **ABOVE APPLICABLE DOCUMENTS** ARE LIABLE TO BE REJECTED.

**DATE :**

**AUTHORISED SIGNATORY**  
(With Name, Designation and Company seal)

Tender specification for NPGCL, Nabinagar Bus duct installation package-  
3 X 660 MW

**ANNEXURE - 3****IMPORTANT INFORMATION**

1. The offers of the bidders who are on the banned list as also the offer of the bidders, who engage the services of the banned firms, shall be rejected. The list of banned firms is available on BHEL web site ( [www.bhel.com](http://www.bhel.com) ---> Tender Notification -> List of Banned Firms )
2. All Statutory Requirements as applicable for this project shall be complied with.

2015

# NOTICE INVITING TENDER TECHNICAL CONDITION OF CONTRACT (TCC)



## TECHNICAL CONDION OF CONTRACT (TCC) CONTENTS

| Sl no            | DESCRIPTION  | Chapter      | No. of Pages |
|------------------|--|--------------|--------------|
| <b>Vol -IA</b>   | <b>Part-I: Contract specific details</b>   |              |              |
| 1                | Project Information  | Chapter-I    | 20           |
| 2                | Scope of works   | Chapter-II   | 21-23        |
| 3                | Consumable Facilities in the scope of Contractor / BHEL (Scope Matrix)   | Chapter-III  | 24-28        |
| 4                | Materials, Consumables, T&Ps and MMEs to be Deployed by Contractor   | Chapter-IV   | 29-30        |
| 5                | Time Schedule  | Chapter-V    | 31-32        |
| 6                | Terms of Payment   | Chapter-VI   | 33-34        |
| 7                | Taxes and other Duties   | Chapter-VII  | 35-36        |
| 8                | Bill of Quantity   | Chapter-VIII | 37-38        |
| 9                | General  | Chapter-IX   | 39-40        |
| 10               | Foundation , Grouting and Civil works  | Chapter-X    | 47           |
| 11               | Material Handling & Site Storage   | Chapter-XI   | 48-49        |
| 12               | Scope Of Works-Detailed  | Chapter-XII  | 50-57        |
| 13               | Progress of work   | Chapter-XIII | 58-59        |
| 14               | Testing & Commissioning  | Chapter-XIV  | 60-62        |
| 15               | Painting   | Chapter-XV   | 63           |
| 16               | Sunshade   | Chapter-XVI  | 64           |
| <b>Vol IA</b>    | <b>Part-II: Technical specifications</b>   |              |              |
| <b>1</b>         | Reverse Auction Procedure  | Chapter-1    | 65-66        |
| <b>2</b>         | Drawings   | Chapter-2    | 67           |
| <b>3</b>         | Technical Requirements and Guidelines for Installation, Testing, Commissioning and Supply Items of Bus Duct Package. | Chapter-3    | 68-81        |
| <b>Volume-II</b> | Price Bid  |              | 82           |

## CHAPTER-I

### Volume-IA PART-I, PROJECT INFORMATION

|    |   |  |
|----|---|--|
| 1  | Project name                                    | Nabinagar Power Generating Company Limited, Nabinagar, Bihar.            |
| 2  | No. Of units x capacity                         | 3X660 MW   |
| 3  | Project setting up by                           | 50:50 JV Company- NTPC Ltd & BSEB  |
| 4  | Location and approach                           | Village- Ankora, By Road.  |
| 5  | Nearest railway station                         | Dehri- On Son, 63 KM from Plant.<br>Gaya, 126 KM from Plant.             |
| 6  | Nearest major town & distance from project site | Dehri- On Son, 63 KM from Plant<br>Aurangabad- 36 KM from Plant.         |
| 7  | Nearest airport                                 | Varansi Airport  |
| 8  | Distance from airport to project site           | 150 KM   |
| 9  | Nearest highway                                 | NH-2 & NH-98.  |
| 10 | Distance from nearest highway point to the site | 33 KM FROM NH98  |
| 11 | Temperature                                     | 40° C (Max extreme recorded) & 9° C (Min. extreme recorded)              |
| 12 | Transport                                       | By Road, Train & By Air.   |
| 13 | Project site address                            | Sivanpur, Ankora RS Post, Dist:<br>Aurangabad, State: Bihar, Pin- 824303 |

## CHAPTER – II

### Volume-IA PART-I, SCOPE OF WORKS

#### THE SCOPE OF THE WORK WILL COMPRISE OF BUT NOT LIMITED TO THE FOLLOWING:

(All the works mentioned hereunder shall be carried out within the accepted rate unless otherwise specified.)

#### 1.2.0. Detail scope of work

| SI no | Description of Work   |
|-------|---|
| 1     | Construction of covered and secured stores Or Storage Portable Cabins with sufficient security- 3 Nos with proper space illumination and proper fencing by barbed wire with angles all around. Area must be suitable for laying hardware material, CT, APE, LAVT, Cu. Material, Al. Splice Plates, Al. Flexibles, NGT and all accessories which have environmental effect on it.  |
| 2     | Portable cabin (Site Office) equipped with all facility like printer, photostate machine, scanner, fax machine, two nos. personal computer with internet facility, other office stationeries plain paper, files, registers and box file, cupboard/almirah, two nos. office table along with office chair, potable water. These facilities are must for site office for discharging daily basis duties.  |
| 3     | Canteen facility for Tea & Snacks for site staff (two times a day).   |
| 4     | Cleaning & developing open space provided by M/s NPGCL for storage of received Bus Ducts & Structures and other items that can be stored in open. It should be properly levelled & gravelled so as to avoid water logging and have easy movement of incoming and outgoing trucks, hydra and other vehicles movement is not restricted in rainy season. This open area should be properly fenced all around. All the items in open yard should not be directly laid on the ground. Required wooden logs, cemented slippers and other materials to meet the requirement should be arranged before the receipt of consignments starts from BHEL, Rudrapur. |
| 5     | Loading and Unloading of BHEL Material which is received at site within 12 hours of transporter reaching at site. Upon exceeding, standing charge will be applicable to transporter and same amount will be liable to be deducted from your subsequent bill coming under processing. Before material receiving/signing  |

|    |   |
|----|---|
|    | of GR copy proper physical inspection to be carried out. If any damage is found, intimation to BHEL Representative should be given and proper remarks on GR to be made.   |
| 6  | Maintaining & updating the material stock register and in soft copy (excel sheet).  |
| 7  | Security guards to be appointed for stores security round the clock shall be responsible for all the material in the BHEL yard.   |
| 8  | Local shifting of material at site. Material already available at PSER stores inside NPGCL, is to be shifted to our designated storage yard without any extra cost. The handling equipment like Crane, Tractor with operator shall be arranged by subcontractor agency. Bidders may visit NPGCL, Nabinagar for accessing busduct material available at BHEL, PSER Stores which requires to be shifted to designated stores of BHEL, Rudrapur. |
| 9  | During the bus duct and structure erection & alignment minor cutting, welding, and modification to be carried out with the permission of BHEL representative. Aluminium Zinc rich paint to be applied on modified portion of structure after arrangement of the same to be done by successful tenderer.   |
| 10 | Subcontractor is responsible for erection of bus duct, structure and other accessories which is necessary for bus duct commissioning like NGC, seal off bushing, wall frame, rubber bellow, NGR, Sun shade etc. as per Erection Manual, Erection Drawing. And Inspection/testing to be carried out as per approved FQP.   |
| 11 | Subcontractor is responsible for attending all punch point related to bus duct erection which is raised by BHEL/Customer after commissioning of bus duct.   |
| 12 | Subcontractor will be responsible for Closing the Contract with BHEL, Rudrapur and provide required Compliance timely.  |

1.2.1. The scope of specification covers the installation, testing and commissioning of Bus Duct package along with accessories as detailed in Bill of Quantity - **VOLUME-IA PART – I CHAPTER – VIII.**

1.2.2. If any item or equipment not covered but requires being erected / commissioned, same shall be carried out by the contractor. Equivalent or proportional unit rate for those item or equipment shall be considered wherever possible from the BOQ. The rates

quoted by the contractor shall be uniform as far as possible for similar items appearing in rate schedule.

**Note:- Detailed BOQ in systems wise and BHEL unit wise with detailed specification of various equipment's and items are given in the VOLUME- IA PART-I CHAPTER-VIII. The rate schedule is the summary of BOQ i.e. consolidated list of BOQ. Contractor shall go through the detailed BOQ and specification before filling the rate in the rate schedule/price bid.**

1.2.3 Preassembly, Erection, Testing, Commissioning and reliability operation of equipment.

1.2.4 Supply of consumables as per clause 1.3.6 .Supply of paints and Consumables as per clause 1.3.6.

1.2.5 Final painting including supply of suitable paints, thinner, tools & tackles for painting.

1.2.6 It is not the intent to specify herein all details of material. Any item related to this Work not covered, but necessary to complete the system will be deemed to have Been included in the scope of the work.

**Note:**

**FOR FURTHER DETAILED SCOPE OF WORKS REFER  
RELEVANT CHAPTERS IN THIS BOOK**

**VOLUME-IA PART – I CHAPTER – III**  
**CONSUMABLES & FACILITIES IN THE SCOPE OF CONTRACTOR / BHEL**  
**(SCOPE MATRIX)**

| Sl.No.         | Description<br>Part-I   | Scope to be taken care by |        | Remarks |
|----------------|---|---------------------------|--------|---------|
|                |   | BHEL                      | BIDDER |         |
| <b>1.3.1.1</b> | <b>ESTABLISHMENT</b>  |                           |        |         |
| 1.3.1.1.1      | FOR CONSTRUCTION PURPOSE:   |                           |        |         |
|                | Open space for office   | Yes                       |        |         |
|                | Open space for storage  | Yes                       |        |         |
|                | Construction of bidder's office/ Portable Cabin, canteen and Closed storage building/secured storage portable cabins & paving of open storage yard including supply of construction materials and other services. |                           | Yes    |         |
|                | Bidder's all office equipment's, office / store/ canteen stationeries/daily needs/consumables.  |                           | Yes    |         |
|                | Canteen facilities for the bidder's staff and engineers etc.  |                           | Yes    |         |
|                | Firefighting equipment's like buckets, fire Extinguishers etc   |                           | Yes    |         |
|                | Fencing of storage area, office, canteen etc of the bidder  |                           | Yes    |         |
| 1.3.1.1.2      | FOR LIVING PURPOSES OF THE BIDDER   |                           |        |         |

|                |   |    |     |                         |
|----------------|---|----|-----|-------------------------|
| A              | Open space  |    | Yes |                         |
| B              | Living accommodation  |    | Yes |                         |
| <b>1.3.1.2</b> | <b>ELECTRICITY</b>  |    |     |                         |
| 1.3.1.2.1      | Electricity For construction purposes (to be specified whether chargeable or free)  | -- | --  | Free of cost to Bidder. |
| 1.3.1.2.1.1    | Single point source at site   |    | Yes | Free of cost            |
| 1.3.1.2.1.2    | Further distribution for the construction work to be done by bidder which include supply of electrical materials like cable and equipment for execution |    | Yes |                         |
| 1.3.1.2.1.3    | Electricity for the office, stores, canteen etc of the bidder which include:  |    | Yes |                         |
| 1.3.1.2.1.4    | Distribution from single point including supply of materials and service  |    | Yes |                         |
| 1.3.1.2.1.5    | Supply, installation and connection of material of energy meter including operation and maintenance   |    | Yes |                         |
| 1.3.1.2.1.6    | Duties and deposits including statutory clearances for the above  |    | Yes |                         |
| 1.3.1.2.1.7    | Living facilities for office use including charges  |    | Yes |                         |
| 1.3.1.2.1.8    | Demobilization of the facilities after completion of works  |    | Yes |                         |
| 1.3.1.2.1.9    | Electricity for living accommodation of the bidder's staff, engineers, supervisors etc on the above lines.  |    | Yes |                         |
| <b>1.3.1.3</b> | <b>WATER SUPPLY</b>   |    |     |                         |
| 1.3.1.3.1      | Making the water available at single point  |    | Yes |                         |

|                  |  |     |     |                           |
|------------------|--|-----|-----|---------------------------|
| 1.3.1.3.2        | Further distribution as per the requirement of work including supply of materials and execution  |     | Yes |                           |
| 1.3.1.3.3        | Water supply for bidder's office, stores, canteen etc  |     | Yes |                           |
| <b>1.3.1.4</b>   | <b>LIGHTING</b>  |     |     |                           |
| 1.3.1.4.1        | For construction work (supply of all the necessary materials)<br>At office storage area<br>At the preassembly area<br>At the construction site /area         |     | Yes |                           |
| 1.3.1.4.2        | For construction work (Execution of the lighting work / arrangements)<br>At office storage area<br>At the preassembly area<br>At the construction site /area |     | Yes |                           |
| <b>1.3.1.5.0</b> | <b>COMMUNICATION FACILITIES for site operations of the bidder</b>  |     |     |                           |
| 1.3.1.5.1        | Land line Telephone, Fax, Desktop Computer/Laptop with internet, scanner, email facility etc   |     | Yes |                           |
| <b>1.3.2.1</b>   | <b>ERECTION FACILITIES</b>   |     |     |                           |
|                  | <b>Engineering works for construction</b>  |     |     |                           |
| 1.3.2.1.1        | Providing the erection drawings for all the equipment's covered under this scope   | Yes |     |                           |
| 1.3.2.1.2        | Preparation of Method Statement and Safety protocol for construction Activity  |     | Yes | In consultation with BHEL |
| 1.3.2.1.3        | As-built drawings - wherever deviations  | Yes | Yes | In consultation with BHEL |

|           |   |     |     |                                      |
|-----------|---|-----|-----|--------------------------------------|
|           | observed and executed and also based on the decisions taken at site-  |     |     |                                      |
| 1.3.2.1.4 | Shipping lists etc for reference and planning the activities  | Yes | Yes | In consultation with BHEL            |
| 1.3.2.1.5 | Preparation of site erection schedules and other input requirements   | Yes | Yes | In consultation with BHEL            |
| 1.3.2.1.6 | Review of performance and revision of site erection schedules in order to achieve the end dates and other commitments   | Yes | Yes | In consultation with BHEL            |
| 1.3.2.1.7 | Weekly erection schedules based on SI No 1.3.2.1.5  | Yes | Yes | In consultation with BHEL            |
| 1.3.2.1.8 | Daily erection / work plan based on SI No 1.3. 2.1.7  |     | Yes | For daily monitoring meeting at site |
| 1.3.2.1.9 | Periodic visit of the senior official of the bidder to site to review the progress so that works are completed as per schedule. It is suggested this review by the senior official of the bidder should be done once in every one months. |     | Yes |                                      |

### 1.3.3. OPEN SPACE:

Open space for building of temporary office shed and contractor's stores shed(s) will be provided free of charges. Contractor has to make his own arrangements in labour colony.

### 1.3.4 ELECTRICITY:

1.3.4.1 Electricity for construction purpose shall be provided by NPGCL on free of cost basis. NPGCL provide at one single point by BHEL. Further distribution of electricity with necessary isolator/ELCB etc. shall be arranged by the contractor at his cost.

1.3.4.2 Provision for distribution of electrical power from the given single central common point to the required places with proper distribution boards, approved cables and cable laying including supply of all materials like cables, switch boards, pipes etc., observing the safety rules laid down by electrical authority of the State / BHEL / their customer with appropriate statutory requirements shall be the responsibility of the tenderer / contractor.

1.3.4.3 BHEL is not responsible for any loss or damage to the contractor's equipment as a result of variations in voltage / frequency or interruptions in power supply.

#### 1.3.5 **WATER:**

Arranging water and further distribution of water is in the contractor's scope.

#### 1.3.6 **MATERIALS / CONSUMABLES TO BE ARRANGED BY THE CONTRACTOR FOR ERECTION AND COMMISSIONING AS PART OF THE SCOPE AT FREE OF COST**

- i) All types of welding electrodes, filler wires, Gases and requisite tool & tackle etc.
- ii) Provision for temporary scaffoldings pipes & clamp.
- iii) Insulation & Danger tape.
- iv) Paints required for one final coating.
- v) Protocol / Calibration report sheets as per BHEL Format.
- vi) Panel sealing compound material (for cable entry from bottom / top of Panel).
- vii) Materials required for cable dressing (GI / aluminum flats, PVC ties etc).
- viii) PVC wire marker sleeves and Tag plates
- ix) PVC cable ties
- x) Copper/Aluminium Lugs of different sizes (2/2.5/4/6 sq mm) insulated/ring type.
- xi) Anchor fasteners for wall mounted cable trays / JB's
- xii) Fevicol SR-998 for fixing gasket.
- xiii) Torque Wrench (Required size)
- xiv) Spanners, sockets, T handle & hand tools.

## VOLUME-IA PART – I CHAPTER – IV MATERIAL, CONSUMABLES, T&P'S and MMEs TO BE DEPLOYED BY CONTRACTOR

The following minimum major Tools & Plants shall be deployed by the contractor for execution of this contract with in the quoted rate:

| Sl no | Description                                  | Capacity       | Minimum quantity    |
|-------|--|----------------|---------------------|
| 1     | MIG Welding Machine                          | --             | 3 Nos.              |
| 2     | Arc Welding Machine                          | --             | 1 No.               |
| 3     | HV Test Kit- AC Type- Spec: 100 KV, 300 mAmp | --             | 1 No                |
| 4     | Scaffolding Arrangement                      | --             | As required at site |
| 5     | Chain Block Pulley                           | 3 Ton & above  | 5 Nos               |
| 6     | Zig Saw cutting machine                      | --             | 1 No                |
| 7     | Circular Saw Cutting Machine                 | --             | 1 No                |
| 8     | Ratchet Belts                                | --             | 10 Nos              |
| 9     | Open Trailor for Local shifting, if required | --             | 1 No.               |
| 10    | Hydraulic Crane                              | 14 ton or more | 1 No.               |
| 11    | Mini Truck for internal transportation       | --             | 1 no                |

### EQUIPMENT FOR TESTING & COMMISSIONING:

For loading and transportation, all necessary T&P such as Trailers, Cranes, slings, strap belts, hydraulic jacks, ropes etc. are to be arranged by the contractor. All the tools & plants required for this scope of work is to be arranged by contractor. The following testing equipment / T&P shall be brought to site by contractor in sufficient number to carry out the job simultaneously in more than one area.

- 1) Insulation tester:
  - a. Motorised IR Tester - 0 - 1000 - 2000 - 5000V, 0 - 25000 M ohm OR of higher range. OR
  - b. Hand operated IR Tester - 0.5 KV/1.0 KV/2.5 KV, 200 - 100 M ohm OR of higher range.
- 2) Earth resistance tester 0 to 1, 10, 100 ohms
- 3) Torque wrench upto 100 Lb-Ft.
- 4) Multi-meter - Digital : voltage AC & DC - 100mv - 1000 V  
Current 10-mA - 10A Resistance - 0-20 M ohms
- 5) HV Test kit of 100 KV AC with 300 mAmp Leakage Current .
- 6) Contact resistance measurement kit
- 7) Micro ohm meter
- 8) Dye Penetrant test kit.
- 9) Radiography test kit for sample testing, if mentioned in FQP for welding test, it will be arranged by contractor.
- 10) Test kit for polarity injection ratio test.

**Note for Contractor's Instruments, Tools & Plants:**

- a) For loading and transportation, all necessary T&P such as Trailers, Cranes, Winches, welding generators, slings, jacks, sleepers, rails etc., are to be arranged by the contractor.
- b) If crane and trailers are under break down, the contractor immediately has to arrange alternative crane and trailers. Erection progress should not be affected due to this reason.
- c) The contractor shall arrange all the above T&P, equipment and instruments as indicated except testing instruments which are proprietary in nature.
- d) The contractor at his cost shall arrange all cranes and truck / tractor, trailers required for material handling purpose and also cranes required for erection. If contractor fails to arrange required equipment for erection then BHEL will arrange the necessary equipments and the cost of hiring thereof shall be deducted in the upcoming RA bill of contractor.
- e) Necessary accessories for the above shall also be provided by the contractor.
- f) The above instruments / equipment will be sent for testing and calibration from time to time and maintained by contractor as required by BHEL.
- g) All testing instruments shall have calibration certificate issued by recognized / accredited agencies.
- h) List of such agencies and periodicity of calibration required for different instruments will be furnished by BHEL at site.
- i) Contractor shall maintain calibration records as per the BHEL format and produce them whenever called for by BHEL Engineers.
- j) Contractors shall arrange experienced / qualified persons for using these calibration instruments at laboratory and also at work spot.
- k) Wherever frequent calibration is required, contractor shall arrange adequate number of instruments such that the work does not suffer for want of test instruments.

## VOLUME-IA PART – I CHAPTER-V TIME SCHEDULE

### 1.5.1 TIME SCHEDULE

- 1.5.1.1 The entire work of erection testing and commissioning of busduct of 3x660 MW unit including Sunshade Erection (if Applicable) & application of one coat final painting, as detailed in the Tender Specification shall be completed within **48 (forty eight ) months** from the date of commencement of work at site.
- 1.5.1.2 During the total period of contract, the contractor has to carry-out the activities in a phased manner as required by BHEL and the program of milestone events.
- 1.5.1.3 The erection work shall be commenced as per note in commencement of contract period. The decision of BHEL in this regard shall be final and binding of the contractor. The scope of work under this contract is deemed to be completed only when so certified by the site Engineer.

### 1.5.2 COMMENCEMENT OF CONTRACT PERIOD

The date of commencement of contract period shall be as per the Milestones dates mentioned in 1.5.3. In case of discrepancy the decision of BHEL engineer is final.

### 1.5.3 MOBILISATION FOR ERECTION, TESTING, ASSISTANCE FOR COMMISSIONING ETC.,

The activities for erection, testing etc shall be started as per directions of Construction manager of BHEL. The contractor has to augment his resources in such a manner that following major milestones of erection & commission are achieved on specified schedules:

| DESCRIPTION                                   | MILESTONES (3x660 MW)  |  |   |
|---|--|--|---|
|   | UNIT-1   | UNIT-2   | UNIT-3  |
| Mobilization at Site                          | 1) For unloading, stacking, shifting, security of material:<br>Within one week after receiving LOI/Work Order. |  |   |
|   | 2) For Erection of IPBD in Unit-1: Within one week after receipt of intimation from BHEL, Rudrapur.            |  |   |
| Commencement Date                             | As per Mobilisation of site, point no.2 above  | Within 10 months from mobilisation in Unit-1.            | Within 10 months from mobilisation in Unit-2. |
| Completion Date                               | Within One Year from mobilisation date   | Within One Year from commencement date                   | Within One Year from commencement date        |
| Contract Closing of bidder With BHEL Rudrapur |  | Within six months from the date of completion of Unit-3. |   |

1.5.4 In order to meet above schedule in general, and any other intermediate targets set, to meet customer / project schedule requirements, contractor shall arrange & augment all necessary resources from time to time on the instructions of BHEL.

1.5.5 **In case any requirement is there to compress the schedule of activities to achieve project completion, then the additional expenses if any incurred will be discussed mutually and settled. BHEL decision in this regard is final and the issue is not open to arbitration.**

1.5.6 CONTRACT PERIOD

The contract period for completion of entire work under scope shall be 48 **(Forty Eight) months** from the “COMMENCEMENT OF CONTRACT PERIOD” as specified earlier.

1.5.7. WARRANTY PERIOD:

1) The Contractor shall be liable to replace /rectify any parts that may fail or show signs of defects in the work done by the contractor under this contract, or from any act or omission of the contractors for a period of 30 Months from the date of taking over certificate (TOC) of works to the satisfaction of the Purchaser.

2) Any part or components of the goods or services forming the unit having defects which is warrantable by BHEL/sub-contractor and corrected by the sub-contractor either by the way of repair or replacement (of BHEL supplied part/component) shall further be warranted by sub-contractor for a period of 12 months from the date of such correction is effected and accepted by owner/owner's representative. Replacement of parts/component in BHEL scope of supply found defective shall be provided at site by BHEL free of cost for replacement in the unit by sub-contractor during the warranty period.

## VOLUME-IA PART – I CHAPTER-VI TERMS OF PAYMENT

### 1.6.1 Terms of payment:

The progressive payment **against running bills** for erection, testing and commissioning of bus duct package will be released as per scheme mentioned below.

### TERMS OF PAYMENT FOR BUS DUCT PACKAGE 3X660 MW, NPGCL, Nabinagar, Bihar

| DESCRIPTION OF PAYMENT.   |  |                |        |        |        |                    |
|---|--|----------------|--------|--------|--------|--------------------|
| RA Bill No  | Detail   | ROW No.        | Unit-1 | Unit-2 | Unit-3 | Total              |
| <b>IPBD (Refer to Price Bid BOQ Item no 1)</b>                  |  | <b>ROW No.</b> |        |        |        |                    |
| <b>% of the rate quoted for Item no 1 taken single quantity</b> |  |                |        |        |        |                    |
| 1   | COMPLETE IPBD STRUCTURE ERECTION                               | A              | 4%     | 4%     | 4%     | 12%                |
| 2   | ERECTION & FITMENT OF BUS DUCT                                 | B              | 8%     | 8%     | 8%     | 24%                |
| 3   | WELDING OF CONDUCTOR & ENCLOSURE ALONGWITH ITS TESTING (DP/RT) | C              | 5%     | 5%     | 5%     | 15%                |
| 4   | TERMINATIONS OF BUS DUCT & CONDUCTING TESTING AS PER FQP       | D              | 5%     | 5%     | 5%     | 15%                |
| 5   | PUNCH POINT CLOSURE  | E              | 5%     | 5%     | 5%     | 15%                |
| 6   | COMMISSIONING/CHARGING   | F              | 3%     | 3%     | 4%     | 10%                |
| 7   | CLOSURE OF CONTRACT  | G              | 3%     | 3%     | 3%     | 9%                 |
| Sub-Total   |  |                |        |        |        | 100%               |
| Sub-Total   |  |                |        |        |        | <b>GROSS TOTAL</b> |
| <b>SPBD (Refer to Price Bid BOQ Item no 2)</b>                  |  | <b>ROW No.</b> |        |        |        |                    |
| <b>% of the rate quoted for Item no 2</b>                       |  |                |        |        |        |                    |
| 8   | TRF- YARD SPBD STRUCTURE ERECTION                              | H              | 6%     | 6%     |        | 12%                |
| 9   | ERECTION OF COMPLETE BUS DUCT                                  | I              | 15%    | 15%    |        | 30%                |
| 10  | TERMINATIONS OF BUS DUCT & CONDUCTING TESTS AS PER FQP         | J              | 9%     | 9%     |        | 18%                |
| 11  | COMMISSIONING/CHARGING   | K              | 6%     | 6%     |        | 12%                |
| 12  | PUNCH POINT CLOSURE  | L              | 9%     | 9%     |        | 18%                |
| 13  | CLOSURE OF CONTRACT  | M              | 5%     | 5%     |        | 10%                |
| Sub-Total   |  |                |        |        |        | 100%               |
| <b>GROSS TOTAL</b>  |  |                |        |        |        | <b>100%</b>        |

Notes:-

- 1) Percentage of payment to contractor will be considered on the total basic work order value excluding service tax.

- 2) RA Bill Numbering nomenclature: **RA / “RA BILL NO” / “U#” / “ROW NO”** e.g. after getting handing over certificate from customer for Unit-3, successful bidder can raise invoice numbered as RA/5/3.
- 3) **Security Deposit** shall be deposited before the start of work as per the applicable clause in Vol-IC(GCC), Clause No: 1.10.
- 4) Payment will be made within 30 days from the submission of Invoices along with filled WAM & MB at BHEL, Rudrapur.
- 5) Invoices can be raised only after completion of work mentioned under the head description of payment.
- 6) Invoices raised have to be certified by site representative of BHEL, Rudrapur for work verification.
- 7) Contractor will be required to submit following details as and when desired by BHEL as part of documentation to be submitted with invoice to end customer : PF Challan, ESI Challan, Wages Record, Labour licensee copy, WC Policy-One Time, Indemnity Bond- One time, Service Tax Challans, Certificate regarding compliance to Labour Act for maintaining records required as per the law, Certificate for compliance to safety norms and other statutory papers, if required. Failure to do so will result in hold of payment of contractor.
- 8) In case of no punch points, corresponding payments will be released upon certification by BHEL site representative.

## VOLUME-IA PART – I CHAPTER VII TAXES AND OTHER DUTIES

### 1.7.0 TAXES

#### 1.7.1 Value Added Tax (VAT) for the works

##### 1.7.1.1 Price quoted shall be inclusive of VAT except service tax.

1.7.1.2 Notwithstanding the fact that this is only an erection service contract not involving any transfer of materials whatsoever and not attracting VAT liability, being labour oriented job work, for the purpose of VAT the contractor has to maintain the complete data relating to the expenditure incurred towards wages etc. in respect of the staff/workers employed for this work as also details of purchase of materials like consumables, spares etc., inter alia indicating the name of the supplier, address and VAT Registration No. and VAT paid for the purchases, etc

1.7.1.3 The bidder shall get registered with State VAT authorities and the registration certificate shall be forwarded to BHEL immediately after commencement of work. In case the bidder had already registered under respective State VAT, they must quote their registration Number and forward copy of Registration Certificate while submitting this tender.

1.7.1.4 The bidder shall quote very competitive price after taking into consideration of above points.

#### 1.7.2. Service Tax

1.7.2.1. Price quoted shall be exclusive of Service Tax. The service tax as statutorily liveable and payable by the bidder under the provisions of service tax Law / Act shall be paid by BHEL as per bidder claim through various running bills. The bidder shall furnish proof of service tax registration with Central Excise Department specifying the name of services covered under this contract. Registration Certificate should also bear the endorsement for the premises from where the billing shall be done by the bidder on BHEL for this project. The bidder shall obtain prior consent of BHEL before billing the service tax amount.

#### 1.7.3.0 Other Taxes & Levies

1.7.3.1 Any other taxes and duties (Service Tax) if any, as applicable, viz. Entry Tax, Octroi, Licenses, Deposits, Royalty, Stamp Duty, other charges / levies, etc. prevailing / applicable on the date of opening of technical bids and any variation thereof during the tenure of the contract are in the scope of bidder. In case BHEL is forced to pay any such taxes, BHEL shall have the right to recover the same from the bidder either from running bills or otherwise as deemed fit.

#### **1.7.4.0 New Levies / Taxes**

1.7.4.1 In case Government imposes any new levy / tax after award of the work during the tenure of the contract, BHEL shall reimburse the same at actual on submission of documentary proof of payment subject to the satisfaction of BHEL that such new levy / tax is applicable to this contract.

#### **1.7.5.0 Statutory variations**

1.7.5.1 Statutory variations are applicable only in the cases of Service Tax. The changes implemented by the Central / State Government in Service Tax during the tenure of the contract viz. increase / decrease in the rate of taxes, applicability, etc. and its impact on upward revision / downward revision are to be suitably paid/ adjusted from the date of respective variation. The bidder shall give the benefit of downward revision in favour of BHEL. No other variations shall be allowed during the tenure of the contract.

#### **1.7.6.0 Direct Tax**

1.7.6.1 BHEL shall not be liable towards Income Tax of whatever nature including variations thereof arising out of this contract as well as tax liability of the bidder and their personnel. Deduction of tax at source at the prevailing rates shall be effected by BHEL before release of payment as a statutory obligation, unless exemption certificate is produced by the bidder. TDS certificate will be issued by BHEL as per the provisions of Income Tax Act.

## VOLUME-IA PART – I CHAPTER - VIII

### BILL OF QUANTITY (BOQ)

| SI No. | Description   | Unit-1   | Unit-2 | Unit-3 |
|--------|---|--|--------|--------|
| 1      | IPBD( Busduct with all relevant accessories)  | 1 Set  | 1 Set  | 1 Set  |
| 2      | SPBD( Busduct with all relevant accessories)  | 1 Set  | 1 Set  | 1 Set  |
| 1A     | <b>24 KV IP BUSDUCT</b>   | <b>Length</b>  |        |        |
|        | Isolated Phase Bus Duct Product Details:<br>a) Voltage: 24 KV, Air natural Cooled<br>b) Current Rating: Main Run-25000 Amps, Delta Run-15000 Amps, Tap Off Run-2250 Amp<br>c) Weight: Main: 500 Kg/mtr, Delta: 380 Kg/mtr, TapOff-220 kg/mtr<br>d) Standard Section Length: 4-5 Mtr<br>e) Degree of Protection: IP-54 & IP-55.<br>f) Finish Paint: Exterior: RAL 5012, Interior: Matt Black<br>g) D.C Resistance 20°C:- 0.6205 $\mu\Omega$ /m, 1.1771 $\mu\Omega$ /m , 4.2019 $\mu\Omega$ /m.<br>h) Shape: & Dimesion: Main: Circular 1030 o/d 15 tk, Delta: Circular 500 o/d 15 tk, Tap-Off: Rectangular 2 X203.<br>i) Method of jointing adjacent sections: Continuous Welding.<br>j) Disconnecting/Shorting links: Material: Al Alloy, Current- 25000 Amps,<br>k) Bolted flexible joint for connection at equipment end: Copper flexible.<br>l) Rubber Bellows<br>m) Seal-Off-Bushings<br>n) Current Transformers<br>o) Voltage Transformer Cubicles.<br>p) Neutral Earthing Cubicle Equipment | <b>MAIN RUN- 557 mtrs,</b><br><b>DELTA RUN- 266 mtrs,</b><br><b>TAP-OFF RUN- 402 mtrs.</b><br><b>(For all three units)</b> |        |        |

|    |  |  |
|----|--|--|
|    | <ul style="list-style-type: none"> <li>q) Earthing Transformer</li> <li>r) Earthing Resistor</li> <li>s) Support Structures (Galvanised) for busduct and accessories: Approx 120 MTON (for Both Package)</li> <li>t) Pressurisation Equipment.</li> <li>u) Hot Air Blowing Equipment.</li> <li>v) Neutral Grounding Transformer</li> <li>w) void</li> </ul>  |  |
| 2A | <b>11 KV SP Busducts</b>   | Length   |
|    | <p>Segregated Phase Bus Duct Product Details:</p> <ul style="list-style-type: none"> <li>a) Voltage:11 KV &amp; 3.3 KV, Air natural Cooled, 50 Hz, Current Rating: 2500 Amp, 2000 Amp &amp; 2750 Amp</li> <li>b) Bus Conductor material: Aluminium Alloy, Shape: rectangular, 3 phase system.</li> <li>c) Bus Duct Enclosure: Aluminium Alloy, Dimensions: 450 X 1350 mm &amp; 400 X1200.</li> <li>d) Type of Joints between Adjacent Sections of Bus Conductor: Bolted.</li> <li>e) Seal-Off-Bushings</li> <li>f) Earthing Conductor: GI Flat</li> <li>g) Steel Structure(Galvanised) : Approx 70000 Kgs (for both package)</li> <li>h) Painting: Bus Conductor: Black Matt</li> <li>i) Bus Enclosure Paint Finishing: Exterior: RAL 5012</li> <li>j) Interior: Matt Black.</li> <li>k) Space Heater: Inside SPBD Enclosures</li> <li>l) Flexible Expansion Joints.</li> <li>m) Interconnections/Terminations: Copper Flexibles/ Copper Connections.</li> <li>n) Approximate weight of BD : 90kg/m</li> </ul> | <p><b>1473 mtrs</b><br/><b>(For all two units)</b></p> |

**NOTE TO BOQ:** The quantity indicated in the BOQ is approximate only and is liable for variation. **For Quantity Variations, please refer Vol-1C,GCC, 2.13.**

## VOLUME-IA PART –I CHAPTER -IX GENERAL

**THE SCOPE OF THE WORK WILL COMPRISE OF BUT NOT LIMITED TO THE FOLLOWING:**

(All the works mentioned hereunder shall be carried out within the accepted rate unless otherwise specified.)

**1.9.1 In addition to the clause 2.8 of General Conditions of Contract (Volume- 1C of Book-II) the contractor shall comply with the following.**

1.9.1.1 The Contractor should Register their Establishment under BOCW Act 1996 read with rules 1998 by submitting Form I (Application for Registration of Establishment) and Form IV (Notice Of Commencement / Completion of Building other Construction Work) to the respective Labour Authorities i.e.

- a) Assistant Labour Commissioner (Central) in respect of the project premises which is under the purview of Central Govt.– NTPC,NTPL etc
- b) Inspector of Factories in respect of the project premises which is under the purview of State Govt.

1.9.1.2 The Contractor should comply with the provisions of BOCW Welfare Cess Act 1996 in respect of the work awarded to them by BHEL

1.9.1.3 The contractor should ensure compliance regarding Registration of Building Workers as Beneficiaries, Hours of work, welfare measures and other conditions of service with particular reference to Safety and Health measures like Safety Officers, safety committee, issue of Personal protective equipments, canteen, rest room, drinking water, Toilets, ambulance, first aid centre etc

1.9.1.4 The contractor irrespective of their nature of work and manpower (Civil, Mechanical, Electrical works etc) should register their establishment under BOCW Act 1996 and comply with BOCW Welfare Cess Act 1996.

1.9.2 Identification of equipment at storage yard, technical assistance for checking and making the shortage/damage reports, taking delivery at storage yard and pre-assembly of equipment wherever required, erecting the equipment, aligning, fastening, supporting, cleaning, checking and carrying out statutory tests as required, trial operation, pre commissioning, commissioning and post commissioning activities up to the time of

Tender specification for NPGCL, Nabinagar Bus duct installation package-  
3 X 660 MW

completion of commissioning activities and commercial operation of the unit and handing over to customer or till completion contract period whichever is earlier, along with the supply of all consumables, tools and tackles and testing instruments.

1.9.3 Scope of work covered under this specification requires quality workmanship, engineering and construction management. The contractor shall ensure timely completion of work. The contractor shall have adequate tools, measuring instruments, calibrating equipment etc. in his possession. He shall also have adequate trained, qualified and experienced engineers, supervisory staff and skilled personnel. The manpower deployment identified by contractor shall match with above scope of works.

**1.9.4 In case any requirement is there to compress the schedule of activities to achieve project completion, then the additional expenses if any incurred will be discussed mutually and settled. BHEL decision in this regard is final and the issue is not arbitral.**

1.9.5 The contractor shall have valid **ELECTRICAL CONTRACTOR LICENSE, Workmen Compensation Policy** as required to carry out the scope / job mentioned in the Bill of Quantity (BOQ).

1.9.6 All the necessary certificates and licenses required to carry out this scope of work are to be arranged by the contractor then and there at no extra cost.

1.9.7 It is not the intent to specify herein all details of material. Any item related this work not covered by this but necessary to complete the system will be deemed to have been included in the scope of the work.

1.9.8 Site testing wherever required shall be carried out for all items / materials installed by the contractor to ensure proper installation and functioning in accordance with drawings, specifications and manufacturer's recommendations and Field quality plans of BHEL.

1.9.9 The contractor shall co-ordinate and provide assistance for satisfactory testing, pre-commissioning, commissioning and trial run of the connected equipment under overall guidance of BHEL and shall locate any cause of malfunction and rectify the same for proper operation. Testing shall also include any additional tests, which the Engineer feels necessary because of site conditions and also to meet system specification.

1.9.10 The work shall be executed under the usual conditions without affecting power plant construction and in conjunction with other operations and contracting agencies at site. The contractor and his personnel shall co-operate with the personnel of other agencies, co-ordinate his work with others and proceed in a manner that shall not delay or hinder the progress of work as a whole.

1.9.11 All the work shall be carried out as per instructions of BHEL engineer. BHEL engineer's decision regarding the correctness of the work and method of working shall be final and binding on the contractor.

1.9.12 Contractor shall erect all items / materials etc. as per sequence prescribed by BHEL at site. BHEL engineer depending upon the availability of materials / work fronts etc will decide the sequence of erection / commissioning methodology. No claims for extra payment from the contractor will be entertained on the grounds of deviation from the methods of erection / commissioning adopted in erection/commissioning of similar job or for any reasons whatsoever.

1.9.13 During the course of erection, testing and commissioning of electrical work, certain rework / modification / rectification / repairs / fabrication etc. may be necessary on account of feedback from other power stations or units already commissioned and / or units under erection and commissioned and also on account of design changes and manufacturing incompatibilities and site operation / maintenance requirements. Contractor shall carryout such rework / modification / rectification / fabrication / repairs etc, promptly and expeditiously.

1.9.14 After completing all the works, contractor shall hand over all remaining extra materials with proper identification tags in a packed condition to BHEL/Customer stores. In case of any use over actual design requirements, BHEL reserves the right to recover the cost of material used in excess or misused. Decision of BHEL engineer in this regard will be final and binding on the contractor.

1.9.15 Contractor shall, transport all materials to site and unload at site / working area, or pre-assembly yard for inspection and checking. All material handling equipment required shall be arranged by the contractor.

1.9.16 Contractor shall retain all T&P / Testing instrument / Material handling equipments etc at site as per advice of BHEL engineer and same shall be taken out from site only after getting the clearances from engineer in charge.

1.9.17 The contractor at his cost shall arrange necessary security measures for adequate protection of his machinery, equipment, tools, materials etc. BHEL shall not be responsible for any loss or damage to the contractor's construction equipment and materials. The contractor may consult the Engineer-in-Charge on the arrangements made for general site security for protection of his machinery equipment tools etc.

1.9.18 The Contractor may have to execute work in such a place and condition where

other agencies also will be under such circumstances. However completion time for erection agreed will be subject to the condition that contractor's work is not hampered by the agencies.

1.9.19 wherever erection sequences are furnished by BHEL, the contractor shall follow the same sequence.

1.9.20 If required by BHEL, the contractor shall change the sequence of his operation so that work on priority sectors can be completed within the projects schedule. The contractor shall afford maximum assistance to BHEL in this connection without causing delay to agreed completion date.

1.9.21 Any wrong erection shall be removed and re-erected promptly to comply with the design requirements to the satisfaction of Site Engineer.

1.9.22 Contractor has to work in close co-ordination with other erection agency at site. BHEL engineer will co-ordinate area clearance. In a project of such magnitude, it is possible that the area clearance may be less / more at a particular given time. Activities and erection program have to be planned in such a way that the milestones are achieved as per schedule/ plans. Contractor shall arrange & augment the resources accordingly.

1.9.23 The contractor must obtain the signature and permission of the security personnel of the customer for bringing any of their materials inside the sit premises. Without the Entry Gate Pass these materials will not be allowed to be taken outside.

1.9.24 Contractor shall remove all scrap materials periodically generated from his working area in and around power station and collect the same at one place earmarked for the same. Load of scraps is to be shifted to a place earmarked by BHEL. Failure to collect the scrap is likely to lead to accidents and as such BHEL reserves the right to collect and remove the scrap at contractor's risk and cost if there is any failure on the part of contractor in this respect. All the package materials, including special transporting frames, etc. shall be returned to the BHEL stores / customer's stores by the contractor.

1.9.25 The contractor shall ensure that his premises are always kept clean and tidy to the extent possible. Any untidiness noted on the part of the contractor shall be brought to the attention of the contractor's site representative who shall take immediate action to clean the surroundings to the satisfaction of the Engineering- Charge.

1.9.26 The contractor is strictly prohibited from using BHEL's regular components like angles, channels, beams, plates, pipe / tubes, and handrails etc for any temporary supporting or scaffolding works. Contractor shall arrange himself all such materials. In case of such misuse of BHEL materials, a sum as determined by BHEL engineer will be recovered from the contractor's bill. The decision of BHEL engineer is final and binding on the contractor.

1.9.27 The contractor will be responsible for the safe custody and proper accounting of all materials in connection with the work. If the contractor has drawn materials in excess of design requirements, recoveries will be effected for such excess draws at the rate prescribed by manufacturing units.

1.9.28 No member of the already erected structure / platform, pipes, grills, platform, other component and auxiliaries should be cut without specific approval of BHEL engineer.

1.9.29 Contractors shall ensure that all their Staff / Employees are exposed to periodical training programme conducted by qualified agencies/ personnel on ISO 9001 – 2008 Standards.

1.9.30 For other agencies, such as civil, transformer, piping, insulation etc., to commence their work from / on the equipments coming under this scope, Contractor has to clear the front, expeditiously and promptly as instructed by BHEL Engineer. Some time it may be required to re-schedule the activities to enable other agencies to commence/continue the work so as to keep the overall project schedule.

1.9.31 The terminal points decided by BHEL are final and binding on the contractor for deciding the scope of work and effecting the payment for the work done up to the terminals.

1.9.32 Crane operators deployed by the contractor shall be tested by BHEL and have valid Driving Licensee before he is allowed to operate the cranes.

1.9.33 For the purpose of planning, contractor shall furnish the estimated requirement of power (month wise) for execution of work in terms of maximum KW demand.

1.9.34 On Completion of work, all the temporary buildings, structures, pipe lines, scaffolding, cable etc. shall be dismantled and levelled and debris shall be removed as per instruction of BHEL by the contractor at his cost. In the event of his failure to do so, the expenditure towards clearance of the same will be recovered from the contractor. The decision of BHEL Engineer in this regard is final.

1.9.35 Prior to erection of any components internal inspection to be done for any foreign materials and damages and they are to be attended as per directions of BHEL engineer.

1.9.36 All the equipments /material to be taken inside the plant building shall be cleaned thoroughly before taking them inside and erect.

1.9.37 It is the responsibility of the contractor to do the alignment of busduct with our structure if any minor modification like that of structure cutting and welding done by contractor free of cost basis. If necessary, repeatedly to satisfy BHEL Engineer / Customer Engineers with all the necessary tools and tackles, manpower etc. without any extra cost. The alignment will be completed only when jointly certified so, by the BHEL Engineer & Customer. Also the contractor should ensure that the alignment is not disturbed afterwards

1.9.38 Void

1.9.39 The scope of specification covers the installation, testing and commissioning of the erected equipment/ instrument along with accessories as detailed in Bill of Quantity.

#### 1.9.40 **SITE INSPECTION**

The owner / employer or his authorized agents may inspect various stages of work during the currency of the contract awarded to him. The contractor shall make necessary arrangements for such inspection and carry out the rectification pointed out by the owner / employer without any extra cost to the owner / employer. No cost what so ever such duplication of inspection of work be entertained.

BHEL / Customer will have full power and authority to inspect the works at any time, either on the site or at the contractor's premises. The contractor shall arrange every facility and assistance to carry out such inspection. On no account will the contractor be allowed to proceed with work of any type unless such work has been inspected and entries are made in the site inspection register by customer / BHEL.

Wherever the performance of work by the contractor is not satisfactory in respect of workmanship, deployment of sufficient labour or equipment, delay in execution of work or any other matter, **BHEL shall have the right to engage labour at normal ruling rates and get the work executed through other agency and debit the cost to the contractor and the contractor shall have no right to claim compensation thereof.** In such a case, BHEL shall have the right to utilize the materials and tools brought by the contractors for the same work.

#### 1.9.41 **MANPOWER REQUIREMENT**

1.9.41.1 Manpower requirement for Erection and Commissioning shall as follows:

- a. There shall be a Resident manager as Site In Charge at site, under whom there shall be sufficient area engineers who shall take care of the erection activities.

- b. One Safety Engineer, One Quality Engineer & One Planning Engineer deployed at site which have a minimum qualification of Engineering Degree or Diploma in Engineering with minimum 02 years of experience.
- c. Supervisor should have a minimum qualification of Diploma in Engineering or any graduate with minimum 2 years of experience in Thermal Power Station.
- d. Contractor should have one Qualified Store Keeper who have responsible for daily basis stock of material in store yard and properly stacking of material , Receipt of Bhel material ,Issue of Bhel material for erection work and entry in material inward and outward register.
- e. Three no. of Al.welder should be deployed at site for execution. All the welders have to be certified by BHEL/Customer and then inducted into the mainstream. Arrangements towards the sample testing (DP/Radiography) will be carried out by contractor.

1.9.41.2 Each engineer shall be provided with minimum one supervisor and adequate number of Technicians / electricians and other erection staff and T&P etc.

1.9.41.3 The Site in charge shall be provided with PCs and good communication facilities like telephone, fax, email etc. at the cost and expense of the contractor. Lack of communication facilities will not be an excuse for extension of completion date.

1.9.41.4 All instructions from BHEL / Customer will be directed to the contractor through the Site in-charge and he shall be responsible for all the contractor's activities at site. The contractor shall name his authorized representative prior to or immediately on commencement of operations at site.

1.9.41.5 The Site In charge shall be present at site during all normal working hours and his contact address after normal working hours shall be made available to BHEL so that if any emergency arises, the presence of the contractor's site Representative at site can be called for.

1.9.41.6 The contractor shall not change the site Representative without the consent of BHEL. Should BHEL require the replacement of the contractor's site Representative for justifiable reasons (including inadequate progress of work) the contractor shall ensure that replacement is made as soon as possible and work is not allowed suffering delay on this account.

1.9.41.7 The contractor shall provide to the satisfaction of BHEL sufficient and qualified staff for the execution of works. If and whenever any of the contractor's staff is found guilty of any misconduct or be incompetent or insufficiently qualified in the performance of his duties the contractor shall remove them from site as directed by Site Engineer.

1.9.41.8 The contractor shall ensure that all his supervisor's staff and workmen conduct themselves in a proper manner. They shall all be persons who are familiar with and

skilled at the jobs allocated to them. Any misconduct / inefficiency noted on the part of the contractor's personnel shall be brought to the attention of the contractor's site representative who shall immediately take such action as necessary including the removal of such misconducting / inefficient persons, if so required by the Engineer-in-Charge.

1.9.41.9 The contractor shall ensure that replacement for such persons removed from site is provided immediately and the work is not allowed to suffer delay on that account.

1.9.41.10 Contractor shall deploy required number. of qualified Al. Welder certified by BHEL/CUSTOMER through the sample testing.

#### 1.9.42 DOCUMENTATION

1.9.42.1 The following information shall be furnished by the bidder within two weeks of award of contract for purchaser's approval

- a) Bar chart covering planned activities at site.
- b) Detailed organization chart.
- c) Details of T&P available with contractors with documents proofs.

1.9.46.2 The following information shall be furnished by the bidder after testing and inspection: Test certificates of various tests conducted at site. All inspection and test certificates shall be signed by customer's representative also, wherever called for as per field quality plan.

1.9.46.3 As built drawings:

After successful completion, testing and commissioning of installation work, Purchaser's drawings / documents shall be updated in line with the actual work carried out and as built drawings / documents shall be submitted by the contractor as agreed for the project.

**1.9.47 VOLUME-IA PART- II CHAPTER-3 of this booklet contains general guidelines for Installation, Testing and Commissioning of supply items of bus duct package.**

## VOLUME-IA PART –I CHAPTER -X FOUNDATIONS AND GROUTING

### **THE SCOPE OF THE WORKS WILL COMPRISE OF BUT NOT LIMITED TO THE FOLLOWING:**

(All the works mentioned hereunder shall be carried out within the accepted rate unless otherwise specified.)

1.10.1 Foundation for the equipments (Bus duct Structure, Beam etc) to be erected shall be provided by BHEL / clients of BHEL. The dimension of the foundation and anchor bolt pits shall be checked by the contractor for their correctness as per drawings. Further, top elevation of foundations shall be checked with respect to bench mark etc. All adjustments of foundations surfaces, enlarging the pockets in foundations etc. as may be required for the erection of equipments plants shall be carried out by the contractor.

1.10.2 Cleaning of foundation surfaces, pocket holes and anchor bolt pits etc., dewatering, making them free of oil, grease, sand and other foreign materials by soda wash, water wash, compressed air or any other approved methods etc., form/shuttering work are within the scope this work.

1.10.3 It shall be contractor's responsibility to check the various equipment foundations for their correctness with respect to level, orientation, dimensions etc., and ascertained dimensions shall be measured and submitted to BHEL for approval before erection. Also minor chipping, dressing of foundations up to 30 mm for obtaining proper face for packer plates/shims, and may be required for the erection of the equipment/plants will have to be carried out by the contractor without extra cost.

1.10.4 The surface of foundations shall be dressed to bring the surface of the foundations to the required level and smoothness prior to placement of equipments.

1.10.5 Foundation pockets are to be cleaned thoroughly before placing the columns/equipments. Verticality of foundation bolts to be checked along with correctness of the threads and freeness of the nuts movement. If required cleaning of the threads to be done with proper dies.

1.10.6 Void

1.10.7 Works such as minor rectification of foundation bolts, reaming of holes, drilling of dowels, matching of bolts and nuts, making new dowel pin etc. are covered in the scope of work.

## VOLUME-IA PART –I CHAPTER -XI MATERIAL HANDLING AND SITE STORAGE

### **THE SCOPE OF THE WORKS WILL COMPRISE OF BUT NOT LIMITED TO THE FOLLOWING:**

(All the works mentioned hereunder shall be carried out within the accepted rate unless otherwise specified.)

1.11.1 The equipment should be preferably in its original package and should not be unpacked until it absolutely necessary for its installation. The equipment should be best protected in its cases. It should be arranged away from walls.

1.11.2 The wooden pallet provided for packing itself can be retained for raised platform to protect equipment from ground damp, sinking into around and to circulate air under the stored equipment. This will also help in lifting the packing with fork-lift truck.

1.11.3 Due care should be taken to ensure that the equipment is not exposed to open atmosphere etc. which can affect the colour shade and also rusted. Structure material, GI Pipe, Earthing Strip etc to be laid on the gravelled area not directly laying on ground.

1.11.4 All the equipment, materials and goods kept in the store room should be identified and registered in a book. Inspection report should be recorded. Any discrepancy observed should be communicated to BHEL site Engineer.

1.11.5 Packing material shall be retained if the cubicle to be repacked after inspection.

#### 1.11.6 Sub-Assemblies

- a) All sub-assemblies should be kept in a separate place where it is easily accessible.
- b) Sub-assemblies should have a protective cover in case it is stored without wooden packing / case to prevent accumulation of dust. Silica gel packets should also be kept along with it.
- c) Sub-assemblies should not be stacked one above the other.

#### 1.11.7 Loose items (wherever applicable)

The loose items supplied for the main equipment falling into various categories like fastner, seal off bushing, current transformer, rubber bellow, wall frame ,cu. flexible ,cu.

connector, splice plate, cable, space heater marshalling box, al. coupler etc. are to be categorised and stored separately.

1.11.8 Materials shall be stacked neatly, preserved and stored in the contractor's shed / work area in an orderly manner. In case it is necessary to shift and restack the materials kept at work area / site to enable other agencies to carry out their work, same shall be done by the contractor at no extra cost.

1.11.9 The contractor shall provide any fixtures, concrete blocks & wooden sleepers, which are required for temporary supporting / storage of the components at site. Wooden block is used for assembly for structure and structure & bus duct laying on it.

1.11.10 Contractor has to arrange required fire resistant tarpaulins to protect the machined components / assembled parts during the erection/welding work at site.

1.11.11 The contractor shall take delivery of item, materials, from the storage yard / stores / sheds of BHEL / customer which is within a radius of 5 kms. He shall also make arrangements for safe custody, watch and ward of equipment after it has been handed over to him till they are fully erected, tested and commissioned. If any theft of material takes place before commissioning, contractor will be responsible and suitable payment deductions against theft material may be initiated in upcoming invoices.

1.11.12 The contractor shall note that items/materials shall be transported to erection site / assembly yard etc. by the prescribed route without disturbing and causing damage to other works in the most professional manner. Items, Hardware, etc. shall be stored in appropriate manner as per BHEL's instructions.

1.11.13 Loading at BHEL / Customer stores and storage yard, transport to site, unloading at site / working area of equipment placement on respective foundation/location, fabrication yard, pre-assembly bay or at working area are in the scope of work. The scope includes taking materials / Equipments from customer stores / storage yard also. Contractors Quoted / Accepted rate shall be inclusive of the same. Required cranes, tractors, trailer or trucks / slings / tools and tackles / labour including operators Fuel lubricants etc for loading & unloading of materials will be in the scope of contractor.

1.11.14 The equipments / materials from the storage yard shall be moved in sequence to the actual site of erection / location at the appropriate time as per the direction of BHEL Engineer so as to avoid damage / loss of such equipment at site.

1.11.15 At the time of receiving of materials, contractor store keeper should properly verify the quantity received and inspect physically for any damages. Any damages,

discrepancies (shortfall/excess) found, should be intimated to BHEL for raising MDR/SCRA/SAR.

1.11.16 All the received materials entry to be done in the shipping list by contractor storekeeper.

## VOLUME-IA PART –I CHAPTER –XII SCOPE OF WORKS-DETAILED

**THE SCOPE OF THE WORKS WILL COMPRISE OF BUT NOT LIMITED TO THE FOLLOWING:**

(All the works mentioned hereunder shall be carried out within the accepted rate unless otherwise specified.)

**It is not the intent to specify herein all details of material. Any item related to this work, not covered by this but necessary to complete the system will be deemed to have been included in the scope of the work.**

### **1.12.1 SCOPE OF WORKS-FOR BUSDUCT ERECTION.**

#### **1.12.1.1 BUSDUCTS**

##### **1.12.1.1.1 SCOPE OF SUPPLY**

Two types of bus ducts shall be supplied for this project as detailed below.

- a) Isolated Phase Busducts from Generator to Generator Transformer.
- b) Segregated Phase Busduct between Unit Transformers / Standby Transformers / Unit Aux Transformers and 11 kV Switchboards and 6.6 kV Switchboards and associated interconnection / Tie Bus ducts.

##### **1.12.1.1.2 ISOLATED PHASE BUSDUCTS**

The isolated phase bus ducts is connected to the low voltage side of the generator transformer and generator. The bus consists of cylindrical conductor made of Aluminium alloy supported on post insulators. Flexible connections and expansions joints are provided at terminal and intermediate points to alleviate stresses due to expansion and to arrest vibration. All the CTs & SOB will be mounted inside the bus ducts.

Isolated phase taps connect the potential transformer, surge protection equipment and unit transformer to the main bus. Each phase of protection equipment and potential transformers shall be housed in metal clad cubicles. Delta formation is carried out externally through Delta busduct.

Tender specification for NPGCL, Nabinagar Bus duct installation package-  
3 X 660 MW

A totally enclosed neutral grounding cubicle is provided to connect the Generator neutral point. The neutral grounding cubicle houses neutral grounding transformer & resistors. All the generator-isolated bus ducts are supplied with one set of Air pressurization equipment unit.

The tentative details are as under.

1. Rated Voltage : 24 kV
2. Phase : 3 Nos.
3. Insulation Level
  - a) 1 min. Hipot : 55 KV rms
  - b) Basic Impulse: 125 KV peak
4. Shipping Data:
 

Weight of the package : 320-330 kg/mtr (Main),200-210 kg/mtr (Delta),100-110 kg/mtr (Tap off)

Dimensions of Largest (lxbxh) : 1700 OD mm & 9 tk(Approx.)
5. Other details of IP Busduct:

| Sl.No. | Description                                  | Main Run                       | Delta Run                      | Tap-off Run                    |
|--------|--|--------------------------------|--------------------------------|--------------------------------|
| 1      | Weight per metre run of IP busduct (3-Phase) | 320-300 kg/mtr                 | 200-210 kg/mtr                 | 100-110 kg/mtr                 |
| 2      | Conductor Material                           | AL.ALLOY Gr 19501 WP (RANGE-1) | AL. ALLOY Gr19501WP (RANGE-1)  | AL. ALLOY Gr63401 WP (RANGE-1) |
| 3      | Enclosure Material                           | AL.ALLOY Gr 19501 WP (RANGE-1) | AL.ALLOY Gr 19501 WP (RANGE-1) | AL.ALLOY Gr 19501 WP (RANGE-1) |
| 4      | Conductor Shape                              | Cylindrical                    | Cylindrical                    | (2channels) Box Formation      |
| 5      | Conductor Cross Section                      | Circular (1030O/D 15TK)        | Circular (500O/D 15 TK)        | Rectangular (2 X 203)          |
| 6      | Enclosure Phase Spacing                      | 2000                           | 1800                           | 1100                           |
| 7      | Enclosure outside DIA                        | 1700o/d                        | 1200o/d,                       | 780o/d,                        |
| 8      | Enclosure thickness                          | 9 tk                           | 6.35 tk                        | 4.78 tk                        |
| 9      | Phase to Earth Clearance                     | 220                            | 220                            | 220                            |
| 10     | Rated continuous current                     | 24000                          | 13860                          | 1250                           |
| 11     | Bus insulator per support                    | 3 at 90° apart                 | 3 at 90° apart                 | 3 at 90° apart                 |

#### 6. Grounding

- a) Material and size of ground bus if provided separately: 75 x 12 GS Flat
- b) Number of ground pads provided for 75 x 12 galvanised steel flat: As per

Tender specification for NPGCL, Nabinagar Bus duct installation package-3 X 660 MW

Final layout.

The following equipment also covered in the scope of erection / commissioning of Isolated Phase Busducts:

### **A. Shorting Bars**

Three set of shorting bar is used in each unit of IPBD shall be supplied for generator dryout.

### **B. SP & VT Cubicle, LA & VT cubicle**

SP & VT Cubicle shall be of draw out type with VT mounted on trolleys, fabricated out of 3 mm thick steel sheet, complete with illuminating lamps, space heater, bus-bars, mounting insulators, marshalling box, etc. The cubicle shall be self-supporting type. Each set shall comprise of the following:

- i. NG Cubicle 3 No. NG Cubicle shall be fabricated out of 3 mm thick steel sheet complete with illuminating lamps, space heater, busbars, mounting insulators, marshalling box, etc. The cubicle shall be self-supporting type and degree of protection shall be IP54 / IP23. Each set shall house the following:
- ii. Dry type epoxy cast NG transformer 3 No.
- iii. NG Resistor 3 No.

### **C. Bus-duct Supporting Structure**

Bus-duct supporting structure shall be fabricated from standard steel sections welded / bolted and hot dip galvanized. All structure hardware shall be HTS hot dipped / electro-galvanized. Approximate Weight of structure: 30 MT for each unit.

### **D. Air Pressurisation Equipment**

The generator bus duct will be provided with positive air pressurizing system comprising air compressors with necessary filters, driers, piping, valves, drains, pressure switches / gauges, fittings and necessary controls. A control cabinet shall be furnished with control and monitoring devices such as motor starters, indicating lights, push buttons, etc. With provision for remote alarm. Installation of pipe laying as per drg. and isolate from the IPBD.

### **E. Loose Item.**

In IPBD Lot of accessories shall be used like that Wall frame, Seal OFF Bushing, Current Transformer, Rubber Bellow, Cu. Flexible, Cu. connection, Al. Connectors , etc. And other accessories which is required for commissioning of package.

### **F. Sunshade**

~~Outdoor portion will be provided with sunshade. This hood should be mounted on the busduct supporting structures and all hardware and accessories shall be provided by BHEL, Rudrapur. Required amount of clearances for inspection etc shall be provided.~~

## G.

### Void

#### 1.12.1.1.3 SEGREGATED PHASE BUS-DUCTS

##### General Description

Segregated phase busduct shall be supplied complete with AL alloy enclosure and conductor, AL alloy barrier, single porcelain bus support insulator arrangement, rubber bellows, inspection windows etc. All bolted joints shall have high tensile steel hardware which shall be cadmium plated / zinc plated and passivity. All conductor bolted joints shall be silver plated. SP HT Bus-ducts shall be connected to Standby Transformer, Unit Transformer, Unit Auxiliary Transformer and 11/6.6 KV Switchgear.

The details are as given below:

##### Busduct Conductor

|                         |                           |
|-------------------------|---------------------------|
| Material                | : Al. Alloy Gr 63401      |
| Shape and cross section | : Box channel; 2374 sq mm |
| Size                    | : 2 x 127 x 48.0 x 8 TK.  |

##### Busduct Enclosure

|                                 |   |
|---------------------------------|---|
| Material                        | : Al alloy Gr 31000                         |
| Shape                           | : Rectangular                               |
| Size                            | : 1350 x 450 (11 KV)<br>1200 x 400 (6.6 KV) |
| Thickness                       | : 3.15 mm                                   |
| Barrier thickness               | : 2 TK                                      |
| Approx. wt. of seal off bushing | : 25 kg (11 kV), 10 kg (6.6 kV)             |
| Average weight of busduct       | : 90 Kg / Mtr                               |

##### 1.12.1.4.4 Busduct Supporting Structure:

Each set of bus duct supports is supplied with hot dip galvanized / standard steel sections supporting structure and shall be erected as per drawings. The approximate Weight of structure will be 45 MT per unit. Any additional supports if required shall be fabricated and erected at site. The required material shall be supplied by BHEL free of cost and the further processing like fabrication, cold galvanizing / zinc phosphate painting, erection shall be carried out by the contractor without any extra cost.

The rate quoted by the bidder for the bus duct shall be inclusive of the above referred supporting structure works. **The bidder may take care of this while quoting his price.**

#### **1.12.1.4.5 Scope Of Works For Erection & Commissioning Of Busducts**

The general scope of works for Isolated / Segregated Phase Bus duct is as below .Receipt from BHEL stores / yards, unloading all the bus duct materials and accessories and equipment as indicated in the BOQ and enclosed relevant drawings that forms the part of the tender specification, at the area where the bus ducts are to be erected, inspection, installation of all the materials, testing and commissioning of total bus duct items, painting and handing over.

Dimensions & weights indicated in the specification / BOQ indicated for isolated / segregated phase bus ducts is only approximate. The relevant drawings are enclosed for the purpose of tendering. The contractor has to ascertain the quantum of work involved and quote the lump sum value as called for in the rate schedule.

**There may be variations in the weight and dimensions. Any variation in the length of Busducts upto +5% as compared to actual length indicated in the BOQ, shall not be considered for payment. However, for variations beyond +5%, payment shall be considered proportional to the length of the Busducts. Variations in width or height or weight including support structure shall not be considered for payment.**

**Detailed scope of work shall as below:**

- a) Loading and unloading of material in BHEL Store which is sent by BHEL Rudrapur.
- b) Transport of Busducts and associated items and equipment from BHEL Stores to erection site. Cleaning of enclosure and conductors, insulators and other panels before assembly and erection.
- c) Placement of embedment and erection and alignment of steel support structures.
- d) Assembly and erection of busduct on structure/as per drg. and checking of busduct at ground level .
- e) Fixing of seal off bushings / wall frame assembly.
- f) Providing earthing connections as per site conditions.
- g) Carrying out required level of cleaning inside as well as outside of the busduct for the purpose of conducting high voltage test before commissioning of the unit.
- h) Earthing as detailed in the relevant bus duct drawings.

- i) Modification if any required in the support structures due to site conditions, the same shall be carried out without any extra cost. (Pockets will be provided during casting in which anchor bolts will be grouted for supporting the structures)
- j) Extension of embedment if required and erection of required supports structures as detailed in the drawing.
- k) Tightening of all bolts in the joints and flanges by calibrated torque wrench to the approved pressure.
- l) Conducting air-tightness test after erection to meet the requirement of BHEL/ Customer Standards.
- m) Rectification of leakage, if any without any extra charges- For air tightness test, contractor shall arrange necessary pipe, PVC, hoses, fitting, valve, pressure regulator, rotameter etc. at their cost. Contractors shall tap the air from nearest Instruments air tapping point available at site.
- n) Conducting high voltage test for IP/SP bus ducts, short circuit test for IP bus ducts and other tests as detailed in VOLUME-IA PART- II CHAPTER-3, as per instruction of BHEL engineer after making necessary cleaning inside as well as outside of the bus duct & arranging all testing equipment required for carrying out bus duct testing. Each bus duct pieces will have to be tested for IR value and HV test at working voltage before erection.
- o) Fixing of Current transformers in bus ducts including wiring from CT terminal to junction box, taking through rigid/flexible conduit pipe. GI Insulated Flexible conduit pipe arrange buy contractor at site.
- p) Fixing of Space Heaters on the busducts including wiring from Space Heaters terminal to junction box, taking through rigid / flexible conduit pipe
- q) Fixing of Breather as per drg.
- r) Carrying out millivolt drop test is in contractors scope.
- s) Testing of all CTs, VTs as per BHEL's Field quality Plan before erection.
- t) Erection of GI conduit for space heaters, erection of JBs, wiring for space heaters, testing and commissioning shall be done by contractor.
- u) Sunshade erection on outdoor portion of IPBD is to be carried out. For more details, refer VOLUME-IA PART – I CHAPTER – XVI (Sunshade)

- v) Carrying out one coat final painting as per the standard colour codes recommended by BHEL including supply of paints, thinner and other consumables etc. As required as part of erection. (For more details, refer VOLUME-IA PART – I CHAPTER – XV (Painting). Name of the equipment shall be painted boldly as per the instruction of site engineer. Any danger boards required to be displayed shall be arranged by the contractor.

#### **1.12.1.4.6 SCOPE OF WORK SPECIFIC FOR ISOLATED PHASE BUS DUCTS:**

- a) Erection and commissioning of NG cubicle with all its accessories if supplied as loose.
- b) Fixing of neutral side flexible connections to generator and position of neutral CTs after testing.
- c) Assembly, erection, testing and commissioning of VT, SP & VT, NGT, NGR cubicles with its equipment such as lightning arrestors, voltage transformers, fuses, etc.
- d) Erection and alignment of Tie bus ducts for unit transformer, SP & VT cubicle etc.
- e) Erection and commissioning of air pressurization equipment with all the accessories.
- f) Carrying out aluminium welding for bus conductor and on enclosure as detailed in the drawing using MIG / TIG machine with the Aluminium filler wire as per BHEL specification. Al. Welder shall be certified by BHEL/CUSTOMER Specification. Required sample test will be conduct at site before starting the welding by any welder. Sample piece will be arranged by Contractor.
- g) Providing of MIG / TIG welding machine, aluminium filler wire, Argon gas of high purity and other required consumables as per BHEL standard for efficient aluminium welding, covering supporting insulators with asbestos cloth whenever aluminium welding is carried out near the supporting insulator.
- h) Making necessary modifications of make up pieces, if required, and welding of isolated phase bus ducts along with NGT, SP & VT cubicle, UT tap-offs and delta connections.
- i) Conducting 100% DPT test on all welded joints of conductor and enclosure and arranging the required NDT equipment.
- j) Carrying out minor repair, rectification of enclosure and conductors if it has Happened during transit without any extra cost.
- k) Arranging all T&P material handling equipment required for erection.
- l) Calibration of all inspection, measuring and test equipment (IMTEs) before using.
- m) Furnishing copy of the calibration certificate to the concerned BHEL Engineer for verification and approval.

n) Presentation of necessary log sheets, protocols, test certificate as per Field Quality Plan and getting them signed by BHEL / CUSTOMER'S/ CUSTOMER'S CONSULTANT Engineers, and submitting the same to BHEL as per the instructions of concerned BHEL Engineer.

**o) Other requirement for Erection / Commissioning of IP Busducts.**

- (i) Aluminium welders shall appear for test as directed by the BHEL welding Engineer and only test qualified welders shall be permitted to do the welding.
- (ii) For MIG / TIG welding only high purity argon gas shall be used. If the contractor is unable to arrange the required high purity Argon gas, the same shall be arranged by BHEL on chargeable basis. The cost of gas shall be recovered from the running bills as per BHEL norms.
- (iii) Aluminium filler wire / rod shall be procured in consultation with BHEL Engineer.
- (iv) Make up pieces shall be supplied along with bus ducts. Necessary MIG / TIG welding of different sections of enclosures, make up pieces and bus will be carried out at site.
- (v) Connecting the Busduct with other equipment erected by other agencies is in the scope of Busduct erection.
- (vi) During erection of busduct, there is always a likelihood of minor mismatches, increase or decrease in length etc. as below:
  - (a) Minor mismatch of support structures due to shifting of holes.
  - (b) Minor mismatch of Aluminium support legs.
  - (c) Mismatch of flange holes.

To the extent when these are not due to wrong supply or wrong drawing these will be done at no extra cost by the contractor.

## VOLUME-IA PART – I CHAPTER - XIII PROGRESS OF WORK

**The scope of the work will comprise of but not limited to the following:**

(All the works mentioned hereunder shall be carried out within the accepted rate unless otherwise specified.)

1.13.0 Refer forms F -14 to F-18 of volume I D (Forms & Procedure) of volume –ID of Book-II. Plan and review will be done as per the formats.

1.13.1 The progress reports shall indicate the progress achieved against plan, Indicating reasons for delays, if any. The report shall also give remedial actions which the contractor intends to make good the slippage or lost time so that further works can proceed as per the original plan the slippages do not accumulate and affect the overall programme.

1.13.2 It is the responsibility of the contractor to provide all relevant information on a regular basis regarding erection progress, labour availability, equipment deployment, testing, etc with all necessary document.

1.13.3 During the course of erection, if the progress is found unsatisfactory, or if the target dates fixed from time to time for every milestone are to be advanced, or in the opinion of BHEL, if it is found that the skilled workmen like fitters, operators, technicians employed are not sufficient BHEL will induct required additional workmen to improve the progress and recover all charges incurred on this account including all expenses together with BHEL overheads from contractor's bills.

1.13.4 Contractor is required to draw mutually agreed monthly erection programs in consultation with BHEL well in advance. Contractor shall ensure achievement of agreed program and shall also timely arrange additional resources considered necessary at no extra cost to BHEL.

1.13.5 Progress review meetings will be held at site during which actual progress during the week vis-a-vis scheduled program shall be discussed for actions to be taken for Tender specification for NPGCL, Nabinagar Bus duct installation package- 3 X 660 MW

achieving targets. Contractor shall also present the program for subsequent week. The contractor shall constantly update / revise his work program to meet the overall requirement. All quality problems shall also be discussed during above review meetings. Necessary preventive and corrective action shall be discussed and decided upon in such review meetings and shall be implemented by the contractor in time bound manner so as to eliminate the cause of nonconformities.

1.13.6 The contractor shall maintain a record in the format as prescribed by BHEL of all operations carried out on each weld and maintain a record indicating the number of welds, the names of welders who welded the same, date and time of start and completion, preheat temperature, radiographic results, DP Result of each joint, rejection if any, percentage of rejection etc. and submit copies of the same to the BHEL Engineer as required.

1.13.7 The contractor shall submit daily, weekly and monthly progress reports, manpower reports, materials reports, consumables (gases / electrodes / ferules / lugs) report, cranes availability report and other reports as per Performa considered necessary by the Engineer as per the BHEL formats.

1.13.8 The contractor shall submit weekly / fortnightly / monthly statement report regarding consumption of all consumables for cost analysis purposes.

1.13.9 The manpower reports shall clearly indicate the manpower deployed, category wise specifying also the activities in which they are engaged.

1.13.10 The monthly report shall be submitted at the end of every month as a booklet and shall contain the following details :-

- a) Colour Progress photographs.
- b) Erection progress in terms of tonnage, percentage of work completion, welding joints, DP tests, stress relieving, etc., completed as relevant to the respective work areas against planned.
- c) Site Organization chart of engineers & supervisors as on the last day of the month with further mobilization plan
- d) Category- wise man hours engaged during the previous month under the categories of fitters, welders, riggers, khalasis, grinder-men, gas-cutters, electricians, crane operations, store keepers, helpers, security etc.
- e) Consumables report giving consumption of all types of gases and electrodes during the previous month.

- f) Availability report of cranes
- g) Safety implementation report in the format
- h) Pending material and any other inputs required from BHEL for activities planned during the subsequent month.

## VOLUME-IA PART - I CHAPTER- XIV TESTING AND COMMISSIONING

THE SCOPE OF THE WORKS WILL COMPRISE OF BUT NOT LIMITED TO THE FOLLOWING:

(All the works mentioned hereunder shall be carried out within the accepted rate unless otherwise specified.)

### **1.14.1 SCOPE OF PRE-COMMISSIONING / COMMISSIONING AND POST COMMISSIONING WORKS:**

1.14.1.1 Scope of pre-commissioning / commissioning starts with the commissioning of various equipment erected by the contractor and making them available to commission various materials / systems and main power plant.

1.14.1.2 The contractor shall co-ordinate with BHEL and other contractor's during the main plant commissioning to ensure successful commissioning of total plant.

1.14.1.3 The pre-commissioning activities of the main power plant will start with energizing of start up power supply systems followed by trial run of various drives prior to light up of boiler. Commissioning operations shall continue till trial operation of the unit. The contractor shall simultaneously start checking cables erected by him to match with the various milestone activities /commissioning programme of the project. All these works need specialised testing engineers, supervisors including electricians in each area to coordinate with BHEL Engineers and other agencies round the clock to match with commissioning schedule of unit. Contractor shall earmark separate manpower for various commissioning activities. The manpower shall not be disturbed or diverted for erection work.

1.14.1.4 The mobilization of testing team shall be planned in time and shall be undertaken round the clock. Contractor shall discuss on day to day / weekly / monthly basis the requirement of testing manpower, consumables, tools and tackles with BHEL engineer and arrange for the same. If at any time the requisite manpower, consumables,

T & P are not arranged then BHEL shall make alternate arrangements and the cost will be recovered from contractor.

1.14.1.5 Prior to commissioning and after commissioning, protocols have to be made with BHEL / Customer. The formats will be given by BHEL and have to be printed by the contractor in adequate numbers. It shall be specifically noted that above personnel of the contractor may have to work round the clock along with BHEL commissioning engineers which may involve over time payment which forms part of Contractors Scope.

1.14.1.6 Any rework / rectification / modification is required to be done because of contractor's faulty erection, which is noticed during commissioning at any stage, the same has to be rectified by the contractor at his cost. During commissioning, any improvement rework / rectification / modification due to design improvement / requirement is involved, the same shall be carried out promptly and expeditiously. Claims if any, for such works from the contractor shall be governed by clauses covered elsewhere.

1.14.1.7 Minimum requirement of Man Power for testing/checking works shall be as follows: (Requirement given below is per unit):

**FOR BUSDUCT PORTION:**

|            | Bus Duct |
|------------|----------|
| Engineer   | ---      |
| Supervisor | 1        |
| Technician | 2        |

The above testing / checking group shall be identified at the Pre commissioning time. The above commissioning group shall have the knowledge of various systems referred in the tender and possess adequate experience in testing. The above manpower for commissioning is only tentative and if any additional manpower required as per site requirement, the same shall be arranged by the contractor. If the contractor fails to deploy the above Engineer / Supervisor / Technician at appropriate time of commissioning, no payment shall be made against commissioning activities as per terms of payment.

1.14.1.8 All testing activities shall be carried out as per relevant standard, code of practice, manufacturer's instructions and BHEL norms. The contractor shall follow the checklist of BHEL prior to taking up testing & commissioning activities and the activities shall be carried out in accordance with the checklist. All the above will be witnessed by BHEL engineer and the reports signed jointly.

1.14.1.9. All the tests at various stages shall be repeated till all the equipment satisfy the requirement of BHEL / Customer. Any rectifications required shall have to be done / redone by the contractor at his cost.

1.14.1.10 It shall be the responsibility of the contractor to provide various categories of workers in sufficient numbers along with Supervisors during pre commissioning, commissioning and post commissioning of equipment and attending any problem in the equipment erected by the contractor till handing over. The contractor will provide necessary consumables, T&Ps, IMTEs etc., and any other assistance required during this period. Association of BHEL's / Client's staff during above period will not absolve contractor from above responsibilities.

1.14.1.11 The contractor shall carryout any other test as desired by BHEL Engineer on erected equipment covered under the scope of this contract during testing, pre-commissioning, commissioning, and operation, to demonstrate the completion of any part or whole work performed by the contractor

1.14.1.12 Contractor to provide necessary commissioning assistance from precommissioning state onwards and up to continuous operation of the unit & handing over to customer. The category of personnel to be as per site requirement and to meet the various pre-commissioning and commissioning programmes made to achieve the schedule agreed with customer.

1.14.1.13 During commissioning any improvement / repair / rework / rectification / fabrication / modification due to design improvement / requirement is involved, the same shall be carried out by the contractor promptly and expeditiously.

1.14.1.14 The contractor shall carryout any other test not listed in the tender as desired by BHEL Engineer on erected equipment covered under the scope of this contract during testing, pre-commissioning, commissioning, and operation, to demonstrate the completion of any part or whole work performed by the contractor.

## VOLUME-IA PART- I CHAPTER-XV PAINTING

**The scope of the work will comprise of but not limited to the following:**

### 1.15.0 FINAL PAINTING

1.15.1 The quoted rate / price shall be inclusive of supply and application of final one coat painting of the erected bus ducts (SPBD & IPBD) as per the colour shade of busduct. Paint , thinner, tools & tackles for application is in the scope of contractor.

1.15.2 Void

1.15.3 Void

1.15.4 Normally Paint shall be applied by spray painting as per the instruction of BHEL Engineer. Spray painting gun and compressed air arrangement has to be made by the contractor himself within the Quoted rates. BHEL will help get the service air, if provided by customer at site.

1.15.5 All damaged/rectified/modified galvanized surfaces i.e. GI Structures shall be applied with final coat of cold galvanizing paint (Zinc rich Aluminium Paint) in order to protect the surfaces from getting rusted.

1.15.6 The scope of painting includes application of colour bands, lettering the names of the systems, equipments, danger / warning signs and other data as required by BHEL within the quoted rate.


1.15.7 All surfaces shall be thoroughly cleaned, free from scales, dirt and other foreign matter. Final one coat shall be applied in an even & uniform film free from lumps, streaks, runs, sags and uncoated spots.

1.15.8 The actual colour to be applied shall be approved by the BHEL/customer before starting of actual painting work.

1.15.9 Finish paint shall be of reputed paint supplier. Contractor has to procure paints and the paints should be as per the BHEL/customer painting specification.

VOLUME-IA PART- I CHAPTER-XVI  
SUNSHADE INSTALLATION

Void



## VOLUME-IA PART – II

### CHAPTER - 1

### REVERSE AUCTION PROCEDURE

#### **GENERAL TERMS AND CONDITIONS OF REVERSE AUCTION**

A. BHEL reserves the right to go for Reverse Auction (RA) instead of opening the sealed envelope price bid, submitted by the bidder. This will be decided after techno-commercial evaluation. All bidders to give their acceptance for participation in RA. Non-acceptance to participate in RA may result in non-consideration of their bids, in case BHEL decides to go for RA.

In case BHEL decides to go for Reverse Auction, only those bidders who have given their acceptance to participate in RA will be allowed to participate in the Reverse Auction. Those bidders who have given their acceptance to participate in Reverse Auction will have to necessarily submit 'online sealed bid' in the Reverse Auction. Non submission of 'online sealed bid' by the bidder will be considered as tampering of the tender process and will invite action by BHEL as per extant guidelines in vogue.

1. For the proposed reverse auction, technically and commercially acceptable bidders only shall be eligible to participate.
2. Those bidders who have given their acceptance for Reverse Auction (quoted against this tender enquiry) will have to necessarily submit 'online sealed bid' in the Reverse Auction. Non-submission of 'online sealed bid' by the bidder for any of the eligible items for which techno-commercially qualified, will be considered as tampering of the tender process and will invite action by BHEL as per extant guidelines in vogue.
3. BHEL will engage the services of a service provider who will provide all necessary training and assistance before commencement of on line bidding on Internet.
4. BHEL will inform the vendor in writing in case reverse auction, the details of service provider to enable them to contact and get trained.
5. Business rules like event date, time, start price, bid decrement, extensions, etc. also will be communicated through service provider for compliance.
6. Vendors have to fax the compliance form in the prescribed (provided by service provider) before start of Reverse auction. Without this the vendor will not be eligible to participate in the event.
7. BHEL will provide the calculation sheet (e.g.: EXCEL sheet) which will help to arrive at "Total Cost to BHEL".
8. Reverse auction will be conducted on schedule date & time.
9. At the end of reverse auction event, the lowest bidder value will be known on the network.

10. The lowest bidder has to fax the duly signed filled-in prescribed format as provided on case-to-case basis to BHEL through service provider within 24 hours of action without fail.
11. In case BHEL decides not to go for Reverse Auction procedure for this tender enquiry, the Price bids and price impacts, if any, already submitted and available with BHEL shall be opened as per BHEL's standard practice.
12. Bidders shall be required to read the "Terms and Conditions" section of the auctions site of Service provider, using the Login IDs and passwords given to them by the service provider before reverse auction event. Bidders should acquaint themselves of the „Business Rules of Reverse Auction“, which will be communicated before the Reverse Auction.
13. If the Bidder or any of his representatives are found to be involved in Price manipulation/ cartel formation of any kind, directly or indirectly by communicating with other bidders, action *as per extant BHEL guidelines*, shall be initiated by BHEL and the results of the RA scrapped/ aborted.
14. The Bidder shall not divulge either his Bids or any other exclusive details of BHEL to any other party.
15. In case BHEL decides to go for reverse auction, the H1 bidder (whose quote is highest in online sealed bid) may not be allowed to participate in further RA process.

## VOLUME-IA PART – II CHAPTER 2 DRAWINGS

Attached separately.

### **1. IPBD**

- A. Layout for IP Busduct drawing
- B. Foundation layout for IP Busduct drawing
- C. Support structure Assy for IPBD.

### **2. SPBD**

- A. Layout for SP Busduct drawing
- B. Foundation layout for SP Busduct drawing
- C. Support structure Assy for SPBD.

### **3. FQP**

- 1. Approved FQP

## VOLUME-IA PART- II CHAPTER -3 TECHNICAL REQUIREMENTS AND GUIDELINES FOR INSTALLATION, TESTING, COMMISSIONING OF SUPPLY ITEMS OF BUSDUCT PACKAGE.

### **3.1 INSTALLATION, TESTING & COMMISSIONING IN GENERAL:**

The stages of completion of various works shall be as follows:

Equipment shall be considered to be completely erected when the following activities have been completed:

- a) Moving of all equipment to the respective foundations.
- b) Fixing of anchor bolts or tack welding as required.
- c) Levelling and alignment of equipment.
- d) Assembling of all accessories such as relays, CTs, PTs, meters, instruments etc. as described in the job specification.
- e) Sub assemblies of bus ducts(SP &IP) and erection of the same.
- f) Conduit laying, termination with continuity check.
- g) Installation of sunshade for outdoor portion of IPBD.
- h) Applying of final coat of paint on busduct.

All the equipment shall be tested at site to know their condition and to prove suitability for required performance. The site tests and acceptance tests to be performed by contractor are detailed below. The contractor shall be responsible for satisfactorily working of complete integrated system and guaranteed performance.

### **3.2 Site Tests and Checks**

#### **3.2.1 General**

All the equipment shall be tested at site to know their condition and to prove suitability for required performance.

The test indicated in following pages shall be conducted after installation. All tools, accessories and required instruments shall have to be arranged by contractor. Any other test which is considered necessary by the manufacturer of the equipment, contractor or mentioned in commissioning manual has to be conducted at site.

In addition to tests on individual equipment some tests / checks are to be conducted / observed from overall system point of view. Such checks are highlighted under miscellaneous tests but these shall not be limited to as indicated and shall be finalized with consultation of client before charging of the system.

The contractor shall be responsible for satisfactory working of complete integrated system and guaranteed performance.

### **3.2.2 Bus ducts – Isolated / segregated phase busducts**

#### **3.2.2.1 ERECTION OF STRUCTURE SP/IP.**

Foundations for column erection are the start point of erection wherein we have to be careful & precise while erecting of structures. Any deviation in the structure erection will escalate to misalignment & consequent rework in busduct at height. It also affects the quality and aesthetics of erected bus duct. Following steps needs to be followed from initial level of erection:

##### **3.2.2.1.1 OUTDOOR PORTION:-**

- a) Handing over of foundation bolt set to customer by proper format. Format will be given by BHEL.
- b) Ask for load test certificate for foundation pocket from customer. It is to ensure load carrying capacity of foundation pockets.
- c) Joint protocol to be signed between civil contractor of customer and BHEL sub contracting agency/representative for measuring the level of foundation bolt & physical condition of foundation bolt after civil work in proper format. Appropriate drawings may be referred. Format will be given by BHEL.
- d) Check nut fixed on foundation bolt and set zero reference level as given by customer.
- e) Cleaning of foundation bolt threads may be done with wire brush, if required.
- f) Required structure as per the drawing from the received material may be taken out with the help of requisite equipment and clean it before erection by wire brush/cloth. Must ensure that hole in column base plate is as per drawing.
- g) Assemble vertical members by nut bolt with jointing plate at ground and check for straintness with magnetic spirit level. Afterwards, erect on foundation pockets by the help of requisite crane.
- h) Check verticality of structure by the magnetic sprit level/ plum bob method after erection. If verticality is proper, then install foundation nut, plain washer & spring washer as per drawing and proper tightness may be ensured as per recommended standard.
- i) Earthing of structure will be done after the bus duct & accessory erection. Touch paint on earthing joint may be done with Alumium Zinc rich paint after welding.
- j) Ensure that no gap is found between the horizontal and vertical member of structure joint after bolting. If found, rectify it with required welding at the location and apply touch up paint.

- k) Cutting and welding on structures for alignment of structures can be done after taking necessary permissions from Customers and BHEL. Cold galvanising paint (zinc rich paint) should be applied at the welded/modified/rectified portions.

### **3.2.2.1.2 INDOOR PORTION:-**

- a) Structure identified and segregated from the received lot and shifts it inside the switchgear room & near generator bushing location for spbd & ipbd erection by the help of tested chain block. Use tested sling for shifting purpose.
- b) Structure may be modified/bolted/welded for required length as per drawing for erection purpose.
- c) Gas cutting permission for cutting and making holes at required location in structures may be taken from customer/BHEL.
- d) Touch up paint on cutting and welding portion by Zinc rich Al. paint .
- e) Earthing of structure will be done after the busduct & accessory erection.

### **3.2.2.1.3 NGR STRUCTURE ERECTION:-**

- a) Check for embedded plate on wall and match with our ref. Drg.
- b) Either EP plate or anchor fastener bolts as the case may be as per drg. May be ensured before civil work is completed. After fixing EP bolts/anchor fastener bolt may be grouted.
- c) Structure may be modified if found necessary.
- d) NGR must be mounted on epoxy based insulator for proper insulation of our structure.

### **3.2.2.2 ERECTION OF SPBD:-**

During the SPBD erection we have to be careful in busduct erection. Any problem found at testing stage huge rework in busduct at height like open inspection window cover, checking loose aluminium/copper flexible connecting joint, phase clearance & physical inspection of epoxy insulator. Following steps needs to be followed from initial level of busduct erection:

#### **i. REMOVING PACKING OF BUSDUCT**

The busducts are in packed conditions; therefore, great care is necessary in handling. Ensure that:

- a) While lifting enclosure assemblies manila ropes are passed round the bus duct enclosure near the support channels.
- b). All shipping steel clamps are to be tightened and bus bars do not slip out while handling, if the bus bar is assembled in the enclosure.
- c). While inserting and mounting the bus bar in the enclosure care is taken that the bus bar does not hit and damage the insulators.
- d). Eye bolts are used while lifting the cubicles.

Packing of busduct is removed and visually check all dimension of busduct, conductor & hole match as per drg , proper fitment of thermostat and space heater wiring and condition of epoxy insulator.

**ii. SHIFTING OF BUSDUCT FROM STORE TO PROJECT SITE**

After proper inspection of busduct lifting by requisite crane and loading on trailer if required by the help of strap belt and provide wooden support for proper stacking. Busduct is tightened on trailer if required by the help of ratchet belt for avoiding unwanted scratch/damage on the enclosure of busduct.

**iii. UNLOADING OF BUSDUCT AT PROJECT SITE**

Busduct is unloaded by requisite crane and proper care should be taken during unloading. Guide rope must be fixed at the end of busduct for avoiding any wobbling at site.

Busduct to be unloaded at paved/levelled area which is provided by customer and proper stacking to be ensured.

**iv. SHIFTING AND READYNES OF SPBD INSIDE AREA.**

a) Inside busduct identified by ref drg and taken out from the stacked materials and lifted by tested chain block and tightened with strap belt & shift in switch gear room manually.

b) Open inspection window cover of each busduct. Existing hardwares of inspection window should be taken care during opening.

c) Proper cleaning of aluminium conductor and epoxy insulator by the help of cloth to be ensured.

d) Check setting of space heater thermostat as mention in technical data sheet.

**v. ASSEMBLY & ERECT OF BUSDUCT IN SWITCH GEAR ROOM.**

a) Assemble two adjacent busduct as per drg.

b) N.B.cork gasket is fixed on the end flange of busduct by fevicol SR-998. Must be ensuring that edge of gasket is overlapping with each other.

c) Hole to be created in gasket after fixing on busduct flange with the help of power hand drill.

d) Adjacent busduct flange must be bolted joint and must ensure that N.B cork gasket is fixed between two adjacent ducts.

e) Proper cleaning of aluminium splice plate by cloth /wire brush and fixed at the joint of aluminium conductor of two adjacent busduct. Must ensure that at jointing area black matt paint is removed from surface of conductor.

f) Torque spanner may be used at this joint and check for as per recommended torque.

Bolt size recommended torque

M10 = 0.85 to 1.3 nm (20-30 ft-lb)

M12 =1.3 to 1.7 nm (30-40 ft-lb)

Torque spanner capacity

0.85 to 1.3 nm (20-30 ft-lb)

0.85 to 4.3 nm (20-100 ft-lb)

|                                  |                               |
|----------------------------------|-------------------------------|
| M16 =1.7 to 2.1 nm (40-50 ft-lb) | 0.85 to 4.3 nm (20-100 ft-lb) |
| M20 =2.1 to 2.5 nm (50-60 ft-lb) | 0.85 to 4.3 nm (20-100 ft-lb) |

- g) Closing of inspection window cover
- h) Before erection of this set cleaning by compressed/service air and take IR value of this set.
- i) Finally SPBD jointed set of busduct is erected with the help of tested chain block.

**vi. SHIFTING AND READINESS OF SPBD OUTSIDE AREA.**

- a) Outside busduct identified by ref drg and taken out from the stacked material by requisite crane.
- b) Open inspection window cover of each busduct. Hardwares of inspection window should be take care during opening.
- c) Proper cleaning of aluminium conductor and epoxy insulator by the help of cloth.
- d) Check setting of space heater thermostat as mention in technical data sheet.

**vii. ASSEMBLY & ERECTION OF BUSDUCT IN OUTSIDE AREA.**

- a) Assemble three adjacent busduct as per drg.
- b) N.B.cork gasket fixed on the end flange of busduct by fevicol SR-998.
- c) Make holes in gasket after fixing on busduct flange with the help of power hand drill.
- d) Adjacent busduct flange must be bolted joint and must ensure that N.B cork gasket is fixed between two adjacent duct.
- e) Proper cleaning of aluminium splice plate by cloth /wire brush and fixed at the joint of aluminium conductor of two adjacent busduct. Must ensure that at joint area black matt paint is removed.
- f) Torque spanner applied on this joint and check as per recommended torque.

| Bolt size recommended torque       | torque spanner capacity       |
|------------------------------------|-------------------------------|
| M10 = 0.85 to 1.3 nm (20-30 ft-lb) | 0.85 to 1.3 nm (20-30 ft-lb)  |
| M12 =1.3 to 1.7 nm (30-40 ft-lb)   | 0.85 to 4.3 nm (20-100 ft-lb) |
| M16 =1.7 to 2.1 nm (40-50 ft-lb)   | 0.85 to 4.3 nm (20-100 ft-lb) |
| M20 =2.1 to 2.5 nm (50-60 ft-lb)   | 0.85 to 4.3 nm (20-100 ft-lb) |

- g) Closing of inspection window cover.
- h) Before erection of this set cleaning by compressed/service air and IR value of this set must be taken.
- i) Rain hood fixed on the top of the flange joint and bolted.
- j) Finally set of busduct is erected with the help of tested requisite crane tight with strap belt and guide rope is used during the lifting at both end for avoiding wobbling.

**viii. RUBBER BELLOW ERECTION.**

Rubber bellow is provided in SPBD route for dismantling and adjusting of minor misalignment of length horizontally & vertically.

- a) Remove packing of rubber bellow.
- b) Visually inspection for rubber bellow crack to be carried out.
- c) Location and erection of rubber bellow as per ref. Drg.
- d) Rubber bellow is to be installed with adjacent duct by means of bolted joint.
- e) Rubber bellow joints at the end has to be covered by rain hood.

**ix. EARTHING OF SEGREGATED BUSDUCT.**

Leakage current in SPBD is grounded by earthing arrangement. In SPBD single continuous earthing is used for heat dissipation. Size of recommended earthing strip is 10 x65 mm/as indicated in BOQ.

- a) Remove paint on earthing pad of all SPBD enclosure including SWGR/TRF hood by grinder.
- b) Make required holes in earthing strip by magnetic drilled m/c and gas cutting set.
- c) Must ensure that overlap portion of earthing strip is ( 3 x65 mm (wide) )195 mm and properly bolted.
- d) Grounding of earthing strips to be carried out at both ends, i.e. transformer side as well as switchgear side.
- e) Jumper shape of earthing strip at rubber bellow portion or suitable copper cable is used.

**x. ERECTION OF SPACE HEATER MARSHALLING BOX AND CONDUITING PIPE.**

Space heaters are used for maintaining the ref. temperature in SPBD and remove moisture from SPBD insulators.

- a) Remove the packing of space heater marshalling box and check the rating of box and as per our ref. Drg.
- b) Installed space heater marshalling box as per ref. Drg. and mount 1.8 mtr from the ref level.
- c) Install conduit pipe on insulator support channel and fixed with clamp arrangement.
- d) GI conduit flexible pipe is used for covering wires near space heater terminal box with suitable size AL.coupler arrangement.
- e) Circuit for each seven duct is terminated in one TB of space heater marshalling box.
- f) Cu. Lug is used for termination with proper clamping in heater terminal box and marshalling box.
- g) Earthing of space heater marshalling box is to be carried out.
- h) Proper tags for identification of space heaters inside each marshalling boxes for incoming route is to be carried out.
- i) Identification marking of each marshalling box is to be carried out properly.

**xi. ERECTION OF SEAL OFF BUSHING AND WALLFRAME.**

Seal off bushing is used for sealing the ducts compartment wherever required in the route of bus duct. This may be near adopter chamber, terminating ducts on GT's, UT's & ST's in IPBD & differentiating inside and outside portion of SPBD to protect the ducts.

- a) Remove the packing of seal off bushing and check the rating of bushing as per our ref. Drg.
- b) Install SOB & wall frame at the wall of TG building in each route of SPBD coming from from switchgear room. Steel portion of wall frame is grouted. Must ensure proper sealing of SWGR wall cutout area.
- c) Ensure easy accessibility of window cover near the wall frame for inspection purpose during the maintenance work.
- d) During the erection of seal off bushing insert 9 mm N.B.cork gasket between surface of wall frame and seal of bushing and nylon washer is used between hardwares.
- e) Cu./Al flexible joint with seal off bushing palm alongwith bimetallic strip is inserted between these joints. Ensure that Cu.surface of bimetallic strip is facing towards Cu. Surface of seal off bushing and AL Surface of bimetallic strip is facing towards AL.couductor of busduct.
- f) Recommended torque tightness to be checked.

**xii. ERECTION OF BREATHER BOX ASSEMBLY:-**

Breather box is used for absorbing moisture, if accumulated inside the busduct with the help of silica gel.

- a) Breather pad to be fixed on both sides of wall frame on the SPBD enclosure either at top side or bottom side.
- b) Jointing arrangement of breather pad must be insulated.
- c) With the help of conduit pipe, both sides of wall frame joint, drop the pipe at one location where breather box is to be installed.
- d) Remove breather box packing and ensure proper care of glass cover of breather box so that to avoid breakage.
- e) Breather box installed with anchor fastener or clamping arrangement.
- f) Before HV testing of SPBD, silica gel has to be filled in breather box.

**xiii. ERECTION OF COPPER FLEXIBLE.-**

Cu.flexible is installed to connect between two conductor terminals of bus ducts, conductor with switch gear panel copper connections, conductor with transformer bushing end.

- a) Remove the packing of cu.braided flexible and visually inspect and check material required as per drawing.
- b) Bimetallic strips, wherever given in drawing is to be used at this location. Ensure that cu.surface of bimetallic strip is facing towards cu. Surface of

cu.flexible and AL. Surface of bimetallic strip is facing towards AL.couductor surface of busduct.

- c) Torque tightness check as per recommended torque.

### **3.2.2.3. ERECTION OF IPBD:-**

During the IPBD erection, care regarding the welding work at joints must be taken and visually inspection of insulator for cracks to be done. In IPBD all joint is AL.welded and is high rating current carrying path.

### **REMOVING PACKING OF BUSDUCT:-**

Packing of busduct is removed and visually checked for all dimensions of busduct, conductor, backing plate & insulator support & BOM nos. Packing on silver plating on palms should not be removed at this stage.

#### **i. SHIFTING OF BUSDUCT FROM STORE TO PROJECT SITE**

Identify the busduct which is needed for erection at project site. Issue it from stores after proper entries. Lift the busduct by requisite crane and load on trailer, if required by the help of strap belt and provide wooden support for proper stacking on it. Busduct is tightened on trailer if required by the help of ratchet belt to avoid scratch/damage, toppling on the enclosure of busduct.

#### **ii. UNLOADING OF BUSDUCT AT PROJECT SITE**

Busduct is unloaded by requisite crane and proper care should be taken during unloading. Guide rope must be fixed at the end of busduct for avoiding any wobbling at site. Busduct to be unloaded at paved/proper levelled area and proper stacking with the support of wooden strip to be carried out.

#### **iii. SHIFTING AND READINESS OF IPBD INSIDE AREA.**

- a) 0Inside busduct identified by ref drg and taken out from the stacked/stored material and lifted by tested chain block and tight with strap belt & shifted near the generator.
- b) Proper cleaning of aluminium conductor and epoxy insulators by the help of cloth.
- c) Visually inspect the condition of black paint on IPBD conductor and inside portion of IPBD enclosure. If paint has peeled off then touch up paint will be require on peel off area.

#### **iv. ASSEMBLY & ERECTION OF BUSDUCT IN TG HALL.**

- a) Measurement of embedded plates size inside the TG Hall and check as per ref. Drg.
- b) Bolting on support leg with our structures. Both leg pins to be inserted in IPBD support channel ring clamp. If insulations provided then arrangement of insulation as per our ref drg. May be carried out. Size of bolts installed must be same.

- c) Positioning of busduct to be done by the help of chain block and match the conductor overlapping on backing tube with adjacent duct. Tight with ratchet belt and tag weld the joints. All joints and dimensions to be checked as per our ref drg.
- d) Proper cleaning of jointing area by wire brush and removal of black paints & burr. To be done. 5 mm to 12 mm gap is to be created on backing tube and adjacent conductor for further welding.

Welding conditions for MIG process:

Filler wire: 1.6mm dia (NG21 with 5% silicon)  
 Angle: 10° to 15° forehand  
 Cleaning: decrease and scratch brush  
 Setting: 250A to 320A, 28 to 30 volts (dependent on thick)  
 Process: 4 off 25mm long equispaced tack welds  
 Gas supply: 50 cu. Ft/hr argon – 10-12 lits/min. argon  
 Shield: 5/8" dia  
 Purity: 99.98%

- e) Root welding on IPBD conductor by certified welder has to pass DP Test/Radiography test, if mentioned in FQP.
- f) After root welding cleaning by wire brush and perform dye penetration test on it.
  - i. Apply cleaner on welded portion.
  - ii. Spray penetration on welded portion.
  - iii. Spray developer on welded portion. Leave 15 min for developing time. If pin spots found then grinding has to be done on this portion and it is to be rewelded. Again DP test to be conducted on this joint.
  - iv. Finally cleaner is used to clean the layers and ready for final welding.
- g) After final welding on this joint, again dye penetration test is to be carried out. If joint passes the test then proper cleaning by wire brush and black matt paint to be applied on this joint.
- h) Again cleaning of conductor and insulator before closing the enclosure by makeup pieces.
- i) Clean the edges with grinder of the makeup pieces and enclosure and fitting by the help of ratchet belt and tag welding/final welding on it. After welding on makeup piece grinder is used for remove burr and apply touch up paint on the joints.

**v. SHIFTING AND READINESS OF IPBD OUTSIDE AREA.**

- a) Outside busduct identified by ref drg and taken out from the stacked material by requisite crane.
- b) Proper cleaning of aluminium conductor and epoxy insulator by the help of cloth.
- c) Visually inspect the condition of black paint on IPBD conductor and inside portion of IPBD enclosure. If paint has peeled off then touch up paint has to be applied on peeled off area.

**vi. ASSEMBLY & ERECTION OF BUSDUCT IN TRANSFORMER YARD.**

- a) Positioning of busduct by the help of requisite crane and match the conductor overlapping on backing tube with adjacent duct and tight with ratchet belt and tag welded on this joint. All sub-assembly to be prepared at ground floor.
- b) Proper cleaning of jointing area by wire brush and remove all black paint & burr. 5 mm to 12 mm gap to be created on backing tube and adjacent conductor.
- c) Root welding on IPBD conductor by certified welder has to pass DP Test/Radiography test, if mentioned in FQP.
- d) After root welding cleaning by wire brush and perform dye penetration test on it.
  - i. Apply cleaner on welded portion.
  - ii. Spray penetration on welded portion.
  - iii. Spray developer on welded portion. Leave 15 min for developing time. If pin spots found then grinding has to be done on this portion and it is to be rewelded. Again DP test to be conducted on this joint.
  - iv. Finally cleaner is used to clean the layers and ready for final welding.
- e) After final welding on this joint, again dye penetration test is to be carried out. If joint passes the test then proper cleaning by wire brush and black matt paint to be applied on this joint.
- f) Again cleaning of conductor and insulator before closing the enclosure by makeup pieces.
- g) Clean the edges with grinder of the makeup pieces and enclosure and fitting by the help of ratchet belt and tag welding/final welding on it. After welding on makeup piece grinder is used for remove burr and apply touch up paint on the joints before erection of assembled set of IPBD by the help of requisite crane.
- h) Assembled IPBD needs to be erected on structure with IPBD support leg matching with our IPBD cross structure and proper bolting of AL.leg and insert both leg pin in the AL.support channel ring. If insulation is provided then arrangement of insulation has to be carried out as per our ref drg. Size of bolts must be same.

**vii. IPBD RUBBER BELLOW ERECTION.**

Rubber bellow is provided in IPBD route for maintenance and adjustment of minor misalignment during erection horizontally & vertically.

- a) Removing packing of rubber bellow.
- b) Visual inspection of rubber bellow for cracks.
- c) Location and erection of rubber bellows as per ref. Drg.
- d) Rubber bellow is erected with adjacent duct by means of bolted joint.
- e) Rubber bellow joint is covered by rain hood if required as per drg.

**viii. EARTHING OF ISOLATED PHASE BUSDUCT.**

Leakage current in IPBD is grounded by earthing arrangement. In IPBD, shunt plates is used for shorting all three phase of IPBD. Shunt arrangement will be provide as per layout drg. Earthing arrangement for the same shall be made. Size of recommended earthing strip is 10 x65 mm/as per TDS.

- a) Remove paint on shunt plate where jointing has to take place by the help of grinder.
- b) Create required hole in earthing strip by magnetic drilled m/c and gas cutting set for bolting arrangement.
- c) Must ensure that overlap portion of earthing strip is ( 3 x65 mm (wide) )195 mm and proper bolted.

**ix. ERECTION OF CURRENT TRANSFORMER.**

Current transformer is used in IPBD for metering purpose of the equipment.

- a) Remove the packing of current transformer carefully and visually check for any damages. Take out the Brass and SS spacers from inside the packing.
- b) Polarity ratio test to be conducted on CT before erection.
- c) After testing current transformer, install in busduct at ground level with brass/ss spacers and fixed with hardwares and nylon washers.
- d) Assembled busduct with current transformer to be erected by requisite crane.

**x. ERECTION OF CURRENT TRANSFORMER MARSHALLING BOX.**

Supply is provided in current transformer by means of CT marshalling box.

- a) Remove the packing of current transformers marshalling box and visually inspect the condition of marshalling box. Match with our ref. Drg.
- b) Termination at CT stud with lug and wire by laying of cable tray and tied with plastic strips.
- c) CT marshalling box fitted as per drg. by the help of anchor fasteners and 1.8 mtr from the ground level.
- d) Wire is terminated in the marshalling box by fitting proper cu.lug.
- e) Identification and marking inside the ct marshalling box for wires may be correctly done.

**xi. ERECTION OF IPBD WALL FRAME.**

Erection of wall frame in IPBD at the TG hall wall in the route to be carried out as per ref drg. Rubber gasket is providing between the IPBD enclosure and inner surface of wall frame.

**xii. ERECTION OF SEAL OFF BUSHING.**

Seal off bushing is used for sealing the ducts compartment wherever required in the route of bus duct. This may be near adopter chamber, terminating ducts on GT's, UT's & ST's in IPBD to protect the ducts.

- a) Remove the packing of seal off bushing and visually inspect the condition of seal off bushing and match with our ref. Drg. And rating.
- b) Proper care should be taken during the erection in IPBD flange.
- c) Neoprene cork gasket may be inserted between surface of AL. flange of IPBD and surface of seal off bushing.
- d) Nylon washer is fixed on the surface of seal off bushing and proper nut bolt fixed.
- e) Must ensure that air doesnot not passes from the seal off bushing. If any air leakage detected, then arrest by the help of sealant.

**xiii. ALUMINIUM TERMINATIONS/DISCONNECTING LINKS IN IPBD.**

In IPBD high rating current flows, so that following step should be considered during the jointing of aluminium /cu. Plates at terminals.

- a) In IPBD terminating palms silver plating is done on respective palms. Packing of palm assembly to be removed before erection.
- b) Aluminium plate is cleaned by soft cloth to remove the oxide layer on the surface.
- c) Densol compound to be applied on aluminium plates for preventing any oxidation to re-occur.
- d) Nut bolt arrangement is used for fitting this splice plate on IPBD palm and check with recommended torque tightness.

**xiv. ERECTION OF IPBD AL/COPPER FLEXIBLE JOINT IN IPBD:-**

Cu.flexibles are used inside the rubber bellow for terminations at busduct end with other connecting equipments.

- a) Remove the packing of cu.braided flexible and visually inspect and check as per required drg./rating.
- b) Bimetallic strip is used at this location. Ensure that cu.surface of bimetallic strip is towards cu. surface of cu.flexibles and AL. surface of bimetallic strip is towards with AL. Conductor surface of busduct.
- c) Torque tightness check as per recommended torque settings.

**xv. ERECTION OF NEUTRAL GROUNDING CUBICLE.**

Neutral grounding cubicle is provided for at the neutral side of generator bushing to ground the current.

- a) Remove the packing of neutral grounding cubical and check all accessories in this packing list.
- b) Shift the cubicle at desired location as per our layout drg.
- c) Installed all accessories in NGC as per our ref. Drg.
- d) Earthing of NGC body to be done at the end.

**xvi. ERECTION OF AIR PRESSURIZATION/~~HOT AIR BLOWER.~~**

This system is used for maintain the pressure/dry up inside the busduct above the atmospheric pressure/for moistures and attend sufficient temperature.

- a) Remove the packing of air pressurization and hot air blower system and physically check the entire accessory as mention in dispatch document.
- b) Shift the system at desired location and installed all piping scheme as per our layout drg/scheme.
- c) Respective vendor of this system is will be called for commissioning after proper installation of all accessories.
- d) Hand over the system after successfully commissioning.

**xvii. ERECTION OF SHORTING BAR**

During the short circuit test at site all three phase of IPBD will be shorted by the help of shorting bar.

- a) Shifting short circuit arrangement at desired installation location by the requisite mechanism.
- b) Erect shorting bar with the help of chain block pulley and prepare the structure as per ref. Drg/Scheme.
- c) Install insulator on the structure.
- d) Install all aluminium splice plates with shorting links and get inspected by the inspection authority with recommended torque tightness.
- e) After inspection all aluminium splice plates to be dismantled and handed over to customer in proper format.

**3.2.2.4 Power Frequency High Voltage Test****Preparation:**

Following equipment must be disconnected from busbars removing the bolted link and grounded suitably prior to conducting this test:

- a. Generator terminals
- b. Unit auxiliary transformer terminals
- c. Generator transformer terminals
- d. Neutral grounding transformer HV terminal
- e. Lightning arresters
- f. Capacitors
- g. Potential transformer.

It is important to ensure that secondary of all the current transformers mounted on busbars are shorted and grounded properly before conducting this test.

Ensure that all insulators seal-off bushings are cleaned free from any dust, grease and moisture etc before test.

During the test, ensure the following

- a. The generator rotor is kept stationary.
- b. H.V. Circuit breakers on system side are kept in the open position.

Test Voltage:

The test voltage shall be alternating current on any frequency between 25 hertz to 100 Hz and approximately of sine-wave form.

The r.m.s. value shall be as given in table-1 below:

For A.C. voltage duration of test shall be one minute.

The test with D.C. at a voltage not in excess of the values given in below table , Column-3 for the corresponding rated voltage may be substituted for the AC test prescribed. For D.C. voltage duration of test shall be fifteen minutes.

| Rated Highest System Voltage(KV) -Upto & Including | Test Voltage (A.C.)-KV | Test Voltage (D.C.)-KV |
|--|------------------------|------------------------|
| 3.6  | 16.8                   | 16.8                   |
| 7.2  | 21.6                   | 21.6                   |
| 12   | 28                     | 28                     |
| 24   | 44                     | 44                     |
| 36   | 60                     | 60                     |

### 3.2.2.5 IR Value Checks:

Before the application of high voltage, check the insulation of each bus conductors by applying 2.5 KV/5 KV from IR Testing machine. A value of 100 mega ohms expected under normal conditions. However, mainly during season this value may fall down considerably and drying up by hot air may be necessary before the test. After the application of high voltage the insulation value is checked gain.

**Note :**

The test specified above for all the electrical equipment are not exhaustive. Any other pre-commissioning and field tests not included in the above list but necessary as per relevant standards, Electricity rules, code of practice and instructed by the manufacturer of the equipment shall also have to be carried if deemed necessary shall be carried out as per requirement either at free of cost or at additional cost. Decision of Engineer in charge will be the final regarding additional cost for testing. The contractor shall take the full responsibility of testing, commissioning, trial run and successful operation of the equipment under overall guidance of BHEL engineer.

## TECHNICAL CONDITION OF CONTRACT VOLUME- II - PRICE BID

For Bus Duct Installation Package at  
NTPGCL, Nabinagar, Bihar-3X660MW

Reference: Open Tender Enquiry No. **BHE/RU/FES/2016-17/23 Dt. 01.02.2017**

| SL NO. | DESCRIPTION   | QUANTITY<br>(IN MTR) | Min & Max%<br>of overall<br>contract<br>amount | UNIT RATE<br>PER MTR (IN<br>RS)<br>(Please take<br>care of column<br>no -4 ) | AMOUNT<br>(IN RS)<br>(3X5) |
|--------|---|----------------------|--|--|----------------------------|
| (1)    | (2)   | (3)                  | (4)  | (5)  | (6)                        |
| 1      | <b>38 KV ISOLATED PHASE BUSDUCT</b><br>Handling at Site Stores/Storage Yard, Transportation to Site of Work, Pre-assy, Erection,<br>Testing and Commissioning of Bus Duct- For all 03(Two) units                |                      |  |  |                            |
| 1.A    | MAIN RUN LENGTH   | 557                  | (31-41)%                                       |  |                            |
| 1.B    | DELTA RUN<br>LENGTH   | 266                  | (07-17)%                                       |  |                            |
| 1.C    | TAP-OFF RUN<br>LENGTH   | 402                  | (13-23)%                                       |  |                            |
| 1.D    | <b>SUB-TOTAL (1.A+1.B+1.C)</b>  |                      |  |  |                            |
| 2      | <b>11 KV &amp; 3.3 KV SEGREGATED PHASE BUSDUCT</b><br>Handling at Site Stores/Storage Yard, Transportation to Site of Work, Pre-assy, Erection,<br>Testing and Commissioning of Bus Duct- For all 02 (two) unit |                      |  |  |                            |
| 2.A    | SPBD RUN LENGTH   | 1473                 | (29-39)%                                       |  |                            |
| 2.B    | <b>SUB-TOTAL (2.A)</b>  |                      |  |  |                            |
| 3      | <b>TOTAL (1.D + 2.B)</b>  |                      |  |  |                            |
| 4      | <b>SERVICE TAX @ 15% (as applicable according to GOI)</b>   |                      |  |  |                            |
| 5      | <b>GRAND TOTAL (3+4)</b>  |                      |  |  |                            |

(In words:

Rupees.....  
.....)

**Note: Selection of L-1 party will be based on cost arrived in grand total.**