

TENDER SPECIFICATION

SI No	Tender Specification Number	Unit Number & Project
1	BHE/PW/PUR/AMRT1-STG U-6,7 & 10/956	270 MW STG Sets of Unit 6, 7 & 10 (Block I)
2	BHE/PW/PUR/AMRT1-STG U-8 & 9/957	270 MW STG Sets of Unit 8 & 9 (Block II)

FOR

RECEIPT OF MATERIALS FROM BHEL / CUSTOMER STORES / STORAGE YARD, HANDLING AT STORES/STORAGE YARD, SITE OF WORK, TRANSPORTATION TO SITE OF WORK, ERECTION, TESTING, ASSISTANCES FOR COMMISSIONING & TRIAL OPERATION, INSULATION, FINAL PAINTING AND HANDING OVER OF STEAM TURBINE, TURBO-GENERATOR, CONDENSER AND ASSOCIATED AUXILIARIES INCLUDING BOUGHT OUT ITEMS, ETC. OF 5X270 MW THERMAL POWER PLANT INDIA BULLS AMARAVATHI PHASE II UNIT 6 to 10 DEVIDED INTO BLOCK 1(Unit 6, 7 & 10) and BLOCK 2 (Unit 8 & 9).

AT

NANDGAONPETH,
ADDITIONAL AMRAVATI INDUSTRIAL AREA,
INDIABULLS POWER LTD
DIST- AMRAVATI MAHARASHTRA

VOLUME – I

CONSISTING OF:

- Notice Inviting Tender,
- Volume-IA : Technical Conditions of Contract-,
- Volume-IB : Special Conditions of Contract,
- Volume-IC : General Conditions of Contract
- Volume-ID : Forms & Procedures



Bharat Heavy Electricals Limited
(A Government of India Undertaking)
Power Sector - Western Region
345-Kingsway, Nagpur-440001

CONTENTS

Volume No	Description	No. of pages	Hosted in website bhel.com as files titled
NIL	Tender Specification Issue Details	1	(Part of <u>Vol-IA-956-957</u>)
NIL	Notice Inviting Tender	21	(Part of <u>Vol-IA-956-957</u>)
I-A	Technical Conditions of Contract	86	Vol-IA-956-957
I-B	Special Conditions of Contract	47	Vol-IBCD-956-957
I-C	General Conditions of Contract	29	(Part of Vol-IBCD-956-957)
I-D	Forms & Procedures	69	(Part of Vol-IBCD-956-957)
II	Price Bid Specification	4	Vol-II-956-957

TENDER SPECIFICATION

SI No	Tender Specification Number	Unit Number & Project
1	BHE/PW/PUR/AMRT1-STG U-6,7 & 10/956	270 MW STG Sets of Unit 6, 7 & 10 (Block I)
2	BHE/PW/PUR/AMRT1-STG U-8 & 9/957	270 MW STG Sets of Unit 8 & 9 (Block II)

FOR

RECEIPT OF MATERIALS FROM BHEL / CUSTOMER STORES / STORAGE YARD, HANDLING AT STORES/STORAGE YARD, SITE OF WORK, TRANSPORTATION TO SITE OF WORK, ERECTION, TESTING, ASSISTANCES FOR COMMISSIONING & TRIAL OPERATION, INSULATION, FINAL PAINTING AND HANDING OVER OF STEAM TURBINE, TURBO-GENERATOR, CONDENSER AND ASSOCIATED AUXILIARIES INCLUDING BOUGHT OUT ITEMS, ETC. OF 5X270 MW THERMAL POWER PLANT INDIA BULLS AMARAVATHI PHASE II UNIT 6 to 10 DEVIDED INTO BLOCK 1(Unit 6, 7 & 10) and BLOCK 2 (Unit 8 & 9).

AT

**NANDGAONPETH,
ADDITIONAL AMRAVATI INDUSTRIAL AREA,
INDIABULLS POWER LTD
DIST- AMRAVATI
MAHARASHTRA**

EARNEST MONEY DEPOSIT: Refer Notice Inviting Tender

LAST DATE FOR Refer Notice Inviting Tender
TENDER SUBMISSION .

THESE TENDER SPECIFICATION DOCUMENTS CONTAINING VOLUME-I AND VOLUME- II ARE ISSUED TO:

M/s.

.....

PLEASE NOTE:
THESE TENDER SPECS DOCUMENTS ARE NOT TRANSFERABLE.


For Bharat Heavy Electricals Limited

AGM (Purchase)
Place: Nagpur
Date:

956
&
957

NOTICE INVITING TENDER

Bharat Heavy Electricals Limited



Ref: BHE/PW/PUR/ AMRT1- STG/956-957

Date: 12/01/2012

NOTICE INVITING TENDER (NIT)
NOTE: BIDDER MAY DOWNLOAD FROM WEB SITES
OR
PURCHASE TENDERS FROM THIS OFFICE ALSO

=====

To

Dear Sir/Madam

Sub : NOTICE INVITING TENDER

Sealed offers in two part bid system are invited from reputed & experienced bidders (meeting [PRE QUALIFICATION CRITERIA](#) as mentioned in Annexure-I) for the subject job by the undersigned on the behalf of BHARAT HEAVY ELECTRICALS LIMITED as per the tender document. Following points relevant to the tender may please be noted and complied with.

1.0 Salient Features of NIT

SL NO	ISSUE	DESCRIPTION
i	TENDER NUMBER	<ul style="list-style-type: none"> o BHE/PW/PUR/AMRT1-STG U-6,7 & 10/956 o BHE/PW/PUR/AMRT1-STG U-8 & 9/957
ii	Broad Scope of job	<p>RECEIPT OF MATERIALS FROM BHEL / CUSTOMER STORES / STORAGE YARD, HANDLING AT STORES/STORAGE YARD, SITE OF WORK, TRANSPORTATION TO SITE OF WORK, ERECTION, TESTING, ASSISTANCES FOR COMMISSIONING & TRIAL OPERATION, INSULATION, FINAL PAINTING AND HANDING OVER OF STEAM TURBINE, TURBO-GENERATOR, CONDENSER AND ASSOCIATED AUXILIARIES INCLUDING BOUGHT OUT ITEMS, ETC. OF 5X270 MW THERMAL POWER PLANT INDIA BULLS AMARAVATHI PHASE II UNIT 6 to 10 DEVIDED INTO BLOCK 1(Unit 6, 7 & 10) and BLOCK 2 (Unit 8 & 9).</p> <p>(BLOCK 1 and BLOCK 2 shall be awarded to 2 separate agencies)</p>
iii	DETAILS OF TENDER DOCUMENT	
a	Volume-IA	<p><i>Technical Conditions of Contract (TCC) consisting of Scope of work, Technical Specification, Drawings, Procedures, Bill of Quantities, Terms of payment, etc</i></p> <p style="text-align: right;"><i>Applicable</i></p>
b	Volume-IB	<p><i>Special Conditions of Contract (SCC)</i></p> <p style="text-align: right;"><i>Applicable</i></p>
c	Volume-IC	<p><i>General Conditions of Contract (GCC)</i></p> <p style="text-align: right;"><i>Applicable</i></p>
d	Volume-ID	<p><i>Forms and Procedures</i></p> <p style="text-align: right;"><i>Applicable</i></p>
e	Volume-II	<p><i>Price Schedule (Absolute value).</i></p> <p style="text-align: right;"><i>Applicable</i></p>
iv	Issue of Tender	<p>1.</p> <p style="text-align: right;"><i>Applicable</i></p>

BHEL PSWR

Notice Inviting Tender

Tender Specification No : BHE/PW/PUR/AMRT1-STG U-6,7 & 10/956
BHE/PW/PUR/AMRT1-STG U-8 & 9/957

Page 6 of 111

	Documents	<u>Sale from BHEL PS Regional office at :Nagpur</u> Start :12/01/2012 Closes: 03/02/2012 , Time :16.00 Hrs 2. From BHEL website (www.bhel.com) Tender documents can however be downloaded from website till due date of submission	
v	DUE DATE & TIME OF OFFER SUBMISSION	Date : 04/02/2012 , Time :15.00Hrs Place : BHEL PS Regional office at :Nagpur Tenders being submitted through representative shall be handed over to any of the following BHEL officials after making entry/registration at the reception: RK Ranade/ Sr Manager (Purchase) Pratish Gee Varghese/Engineer(Purchase)	Applicable
vi	OPENING OF TENDER	1 hours after the latest due date and time of Offer submission Notes: (1) In case the due date of opening of tender becomes a non-working day, tenders shall be opened on next working day at the same time. (2) Bidder may depute representative to witness the opening of tender	Applicable
vii	EMD AMOUNT	Rs 2,00,000/- (Rupees Two Lakhs Only)	Applicable
viii	COST OF TENDER	Rs 2000/-.	Applicable
ix	LAST DATE FOR SEEKING CLARIFICATION	Date: Atleast 5 days before the due date of offer submission Along with soft version also, addressing to undersigned & to others as per contact address given below	Applicable
x	SCHEDULE OF Pre Bid Discussion (PBD)	Date: Not applicable.	Not applicable.
xi	INTEGRITY PACT & DETAILS OF INDEPENDENT EXTERNAL MONITOR (IEM)	Applicable Shri J. M. Lyngdoh , IAS (Retd.) Plot No. 144-145, Pragati Resort, Proddator Village & P.O., Shankarpally Road, Rangareddy Distt. (AP)- 500 033	Applicable
xii	Latest updates	Latest updates on the important dates, Amendments, Correspondences, Corrigenda, Clarifications, Changes, Errata, Modifications, Revisions, etc to Tender Specifications will be hosted in BHEL webpage (www.bhel.com -->Tender Notifications →View Corrigendums) and not in the newspapers . Bidders to keep themselves updated with all such information	

- 2.0 The offer shall be submitted as per the instructions of tender document and as detailed in this NIT. Bidders to note specifically that all pages of tender document, including these NIT pages of this particular tender together with subsequent correspondences shall be submitted by them, duly signed & stamped on each page, as part of offer. **Rates/Price including discounts/rebates, if any, mentioned anywhere/in any form in the techno-commercial offer other than the Price Bid, shall not be entertained.**

BHEL PSWR**Notice Inviting Tender**

Tender Specification No : BHE/PW/PUR/AMRT1-STG U-6,7 & 10/956
BHE/PW/PUR/AMRT1-STG U-8 & 9/957

Page 7 of 111

- 3.0 Unless specifically stated otherwise, bidder shall remit cost of tender and courier charges if applicable, in the form of Demand Draft drawn in favour of Bharat Heavy Electricals Ltd, payable at Power Sector Regional HQ at Nagpur issuing the Tender, along with techno-commercial offer. Bidder may also choose to deposit the Tender document cost by cash at the Cash Office as stated above against sl no iv of 1, on any working day; and in such case copy of Cash receipt is to be enclosed with the Techno Commercial offer. Sale of tender Documents shall not take place on National Holidays, holidays declared by Central or State Governments and BHEL PS HQ at NAgpur, Sundays and second/ last Saturdays
- 4.0 Unless specifically stated otherwise, bidder shall deposit EMD through Demand Draft/Pay Order in favour of Bharat Heavy Electricals Ltd, payable at Nagpur. For other details and for 'One Time EMD' please refer General Conditions of Contract.
- 5.0 **Procedure for Submission of Tenders:** The Tenderers must submit their Tenders to Officer inviting Tender, as detailed below:
- PART-I consisting of 'PART-I A (Techno Commercial Bid)' & 'PART-I B (EMD/COST of TENDER)' in two separate sealed and superscribed envelopes (ENVELOPE-I & ENVELOPE-II)
 - PART-II (Price Bid) – in sealed and superscribed envelope (ENVELOPE-III)
- 6.0 The contents for ENVELOPES and the superscription for each sealed cover/Envelope are as given below.
(All pages to be signed and stamped)

Sl no	Description	Remarks
	Part-I A	
	ENVELOPE – I superscribed as : PART-I (TECHNO COMMERCIAL BID) TENDER NO : NAME OF WORK : PROJECT: DUE DATE OF SUBMISSION: CONTAINING THE FOLLOWING:-	
i.	Covering letter/Offer forwarding letter of Tenderer.	
ii.	Duly filled-in 'No Deviation Certificate' as per prescribed format to be placed after document under sl no (i) above. Note: <ol style="list-style-type: none"> a. In case of any deviation, the same should be submitted separately for technical & commercial parts, indicating respective clauses of tender against which deviation is taken by bidder. The list of such deviation shall be placed after document under sl no (i) above. It shall be specifically noted that deviation recorded elsewhere shall not be entertained. b. BHEL reserves the right to accept/reject the deviations without assigning any reasons, and BHEL decision is final and binding. <ol style="list-style-type: none"> i). In case of acceptance of the deviations, appropriate loading shall be done by BHEL ii). In case of unacceptable deviations, BHEL reserves the right to reject the tender 	
iii.	Supporting documents/ annexure/ schedules/ drawing etc as required in line with Pre-Qualification criteria. It shall be specifically noted that all documents as per above shall be indexed properly and credential certificates issued by clients shall distinctly bear the name of organization, contact ph no, FAX no, etc.	
iv.	All Amendments/Correspondences/Corrigenda/Clarifications/Changes/ Errata	

BHEL PSWR

Notice Inviting Tender

Tender Specification No : BHE/PW/PUR/AMRT1-STG U-6,7 & 10/956

Page 8 of 111

BHE/PW/PUR/AMRT1-STG U-8 & 9/957

	etc pertinent to this NIT.	
v.	Integrity Pact Agreement (Duly signed by the authorized signatory)	If applicable
vi.	Duly filled-in annexures, formats etc as required under this Tender Specification/NIT	
vii.	Notice inviting Tender (NIT)	
viii.	Volume – I A : <u>Technical</u> Conditions of Contract (TCC) consisting of Scope of work, Technical Specification, Drawings, Procedures, Bill of Quantities, Terms of payment, etc	
ix.	Volume – I B : Special Conditions of Contract (SCC)	
x.	Volume – I C : General Conditions of Contract (GCC)	
xi.	Volume – I D : Forms & Procedures	
xii.	Volume – II (UNPRICED – without disclosing rates/price, but mentioning only 'QUOTED' or 'UNQUOTED' against each item	
xiii.	Any other details preferred by bidder with proper indexing.	

	PART-I B	
	<p>ENVELOPE – II superscribed as: PART-I (EMD/COST of TENDER) TENDER NO : NAME OF WORK : PROJECT: DUE DATE OF SUBMISSION:</p> <p>CONTAINING THE FOLLOWING:-</p>	
i.	<p>1. Earnest Money Deposit (EMD) in the form as indicated in this Tender OR Documentary evidence for 'One Time EMD' with the Power Sector Region of BHEL floating the Tender</p> <p>2. Cost of Tender (Demand Draft or copy of Cash Receipt as the case may be)</p>	

	PART-II	
	PRICE BID consisting of the following shall be enclosed	
	<p>ENVELOPE-III superscribed as: PART-II (PRICE BID) TENDER NO : NAME OF WORK : PROJECT: DUE DATE OF SUBMISSION:</p> <p>CONTAINING THE FOLLOWING</p>	
i	Covering letter/Offer forwarding letter of Tenderer enclosed in Part-I	
ii	Volume II – PRICE BID (Duly Filled in Schedule of Rates – rate/price to be entered in words as well as figures)	

	OUTER COVER	
	<p>ENVELOPE-IV (MAIN ENVELOPE / OUTER ENVELOPE) superscribed as: TECHNO-COMMERCIAL BID, PRICE BID & EMD TENDER NO:</p>	

	NAME OF WORK: PROJECT: DUE DATE OF SUBMISSION: CONTAINING THE FOLLOWING:	
i	<ul style="list-style-type: none"> ○ Envelopes I ○ Envelopes II ○ Envelopes III 	

SPECIAL NOTE: All documents/ annexures submitted with the offer shall be properly annexed and placed in respective places of the offer as per enclosure list mentioned in the covering letter. BHEL shall not be responsible for any missing documents.

7.0 No Deviation with respect to tender clauses and no additional clauses/ suggestions/ in Techno-commercial bid/ Price bid shall normally be considered by BHEL. Bidders are requested to positively comply with the same.

8.0 BHEL reserves the right to accept or reject any or all Offers without assigning any reasons thereof. BHEL also reserves the right to cancel the Tender wholly or partly without assigning any reason thereof. Also BHEL shall not entertain any correspondence from bidders in this matter (except for the refund of EMD).

9.0 Assessment of Capacity of Bidders:

Bidders capacity for executing the job under tender shall be assessed as per the following:

I. **Assigning Weightages (A) for Similar Jobs Under-Execution:** Weightages shall be worked out and assigned based on the average number of Similar Works under execution including works yet to be commenced by the agency, in the following manner:

i). Number of Similar Jobs

- a) No. of jobs in BHEL, PSER : Say 'J'
- b) No. of jobs in BHEL, PSSR : Say 'K'
- c) No. of jobs in BHEL, PSWR : Say 'L'
- d) No. of jobs in BHEL, PSNR : Say 'M'
- e) No. of jobs with other customers* : Say 'N' (*: Other than BHEL PSER, PSSR, PSWR & PSNR)
- f) Average No. of Jobs is 'P' = (J+K+L+M+N) divided by 5

ii) Weightage "A" assigned to bidders based on Average Number of jobs "P":

- a) If 'P' = 0-1, "A" will be equal to '3'
- b) If 'P' = 2-3, "A" will be equal to '2'
- c) If 'P' = 4-5, "A" will be equal to '1'
- d) If 'P' is Above 5, "A" will be equal to '0'

II. **Weightage "B" for Quarterly Performance Reports of Vendors:** This shall be based on the averages of the net weighted score obtained by the bidder for the jobs under execution (excluding works not commenced) for the quarter previous to the last quarter reckoned from the date of latest due date of submission, in all four Regions i.e BHEL PSER, PSSR, PSWR & PSNR, in the following manner.

i). Ratings by Power Sector Region:

- a) PS ER's Rating 'Rer' = $(X_1 + X_2 + \dots + X_n)$ divided by n
- b) PS WR's Rating 'Rwr' = $(X_1 + X_2 + \dots + X_n)$ divided by n
- c) PS SR's Rating 'Rsr' = $(X_1 + X_2 + \dots + X_n)$ divided by n

- d) PS NR's Rating 'Rnr' = $(X_1 + X_2 + \dots + X_n)$ divided by n
 e) **Over all Power Sector Region Rating 'R_{BHEL}'** = (Rer+ Rwr+ Rsr+ Rnr) divided by 4

(where "X₁, X₂, X₃,...X_n" is the net weighted score obtained by the bidder as per the "Evaluation of Contractor Performance (Quarterly)" against the various contracts 'n' under execution in the respective Region).

ii) Weightage "B" assigned to bidders based on Overall Power Sector Rating (R_{BHEL}):

- a) If R_{BHEL} is 80% and above, "B" will be equal to '6'
 b) If R_{BHEL} is > 70% < 80%, "B" will be equal to '5'
 c) If R_{BHEL} is > 60% < 70%, "B" will be equal to '4'
 d) If R_{BHEL} is = < 60%, "B" will be equal to '0'

III. Evaluation of Bidders capacity to execute the job under tender: shall be based on the sum of scores obtained in 'A' and 'B', as below:

- a) **6 or above : Considered 'Qualified' for the job under tender**
 b) **Less than 6: Considered 'NOT Qualified' for the job under tender**

IV. Explanatory note:

- a) Similar work means Boiler or Turbine or Civil or Electrical or CI, etc irrespective of rating of Plant
 b) Quarter shall be as per the quarter defined in the "Evaluation of Contractor performance (Quarterly)". For contracts where annexed Quarterly Evaluation performance was not part of the contract, 'Quarterly Performance Reports' previous to the last quarter reckoned from the date of latest due date of submission, given by the respective project site against the contract will be the basis for evaluation.
 c) Vendors who are not executing any jobs presently in the Region and first timers to the Region, may be considered subject to satisfying all other tender conditions
 d) 'Under execution' shall mean works in progress upto Boiler Steam Blowing (for Boiler and Auxiliaries) or Synchronisation (for all other jobs including Civil) shall be considered.

- 10.0 Since the job shall be executed at site, bidders must visit site/ work area and study the job content, facilities available, availability of materials, prevailing site conditions including law & order situation etc before quoting for this tender. They may also consult this office before submitting their offers, for any clarifications regarding scope of work, facilities available at sites or on terms and conditions. No additional claim shall be entertained by BHEL in future, on account of non-acquaintance of above.
- 11.0 For any clarification on the tender document, the bidder may seek the same in writing or through e-mail, as per specified format, within the scheduled date for seeking clarification, from the office of the undersigned. BHEL shall not be responsible for receipt of queries after due date of seeking clarification due to postal delay or any other delays. Any clarification / query received after last date for seeking clarification may not be normally entertained by BHEL and no time extension will be given.
- 12.0 BHEL may decide holding pre-bid discussion [PBD] with all intending bidders as per date indicated in the NIT. The bidder shall ensure participation for the same at the appointed time, date and place as may be decided by BHEL. Bidders shall plan their visit accordingly. The outcome of pre-bid discussion (PBD) shall also form part of tender.
- 13.0 In the event of any conflict between requirement of any clause of this specification/ documents/drawings/data sheets etc or requirements of different codes/standards specified, the same to be brought to the knowledge of

.....
BHEL in writing for clarification before due date of seeking clarification (whichever is applicable), otherwise, interpretation by BHEL shall prevail. Any typing error/missing pages/ other clerical errors in the tender documents, noticed must be pointed out before pre-bid meeting/submission of offer, else BHEL's interpretation shall prevail.

- 14.0 Unless specifically mentioned otherwise, bidder's quoted price shall be deemed to be in compliance with tender including PBD.
- 15.0 Bidders shall submit Integrity Pact Agreement (Duly signed by authorized signatory who signs in the offer), **if applicable**, along with techno-commercial bid. This pact shall be considered as a preliminary qualification for further participation. **The names and other details of Independent External Monitor (IEM) for the subject tender is as given at point (xi) of 1 above.**
- 16.0 The Bidder has to satisfy the Pre Qualifying Requirements stipulated for this Tender in order to be qualified. The Price Bids of only those bidders will be opened who will be qualified for the subject job on the basis of pre-qualification evaluation/ techno-commercial bids, approval/ acceptance of customer (as applicable), etc. and date of opening of price bids shall be intimated to only such bidders.
- 17.0 In case BHEL decides on a 'Public Opening', the date & time of opening of the sealed PRICE BID shall be intimated to the qualified bidders and in such a case, bidder may depute one authorised representative to witness the price bid opening. BHEL reserves the right to open 'in-camera' the 'PRICE BID' of any or all Unsuccessful/Disqualified bidders under intimation to the respective bidders.
- 18.0 Validity of the offer shall be for **six months** from the latest due date of offer submission (including extension, if any) or specified otherwise in SCC of tender.
- 19.0 BHEL reserves the right to decide the successful bidder on the basis of Reverse Auction process. In such case all qualified bidders will be intimated regarding procedure/ modality for Reverse Auction process prior to Reverse Auction and price will be decided as per the rules for Reverse Auction. .
- However, if reverse auction process is unsuccessful as defined in the RA rules/procedures, or for whatsoever reason, then the sealed 'PRICE BIDS' will be opened for deciding the successful bidder. BHEL's decision in this regard will be final and binding on bidder.
- 20.0 On submission of offer, further consideration will be subject to compliance to tender & qualifying requirement and customer's acceptance, as applicable.
- 21.0 In case the bidder is an "Indian Agent of Foreign Principals", 'Agency agreement has to be submitted along with Bid, detailing the role of the agent along with the terms of payment for agency commission in INR, along with supporting documents.
- 22.0 The bidders shall not enter into any undisclosed M.O.U. or any understanding amongst themselves with respect to tender.
- 23.0 In case Consortium Bidding is allowed as per Pre Qualifying Requirement, then Prime Bidder and Consortium Partner shall enter into Consortium Agreement. Validity period of Consortium Agreement shall be 6 months after which the same can be re validated.

'Stand alone' bidder cannot become a '**prime bidder**' or a '**consortium bidder**' in a consortium bidding. Prime bidder shall neither be a consortium partner to other prime bidder nor take any other consortium partners. However, consortium partner may enter into consortium agreement with other prime bidders. In case of non compliance, consortium bids of such Prime bidders will be rejected. .

-
- 24.0 The bidder shall submit documents in support of possession of 'Qualifying Requirements' duly self certified and stamped by the authorized signatory, indexed and properly linked in the format for PQR. In case BHEL requires any other documents/proofs, these shall be submitted immediately.
- 25.0 The bidder may have to produce original document for verification if so decided by BHEL.
- 26.0 Order of Precedence
In the event of any ambiguity or conflict between the Tender Documents, the order of precedence shall be in the order below:
- a. Amendments/Clarifications/Corrigenda/Errata etc issued in respect of the tender documents by BHEL
 - b. Notice Inviting Tender (NIT)
 - c. Price Bid
 - d. Technical Conditions of Contract (TCC)—Volume-1A
 - e. Special Conditions of Contract (SCC) —Volume-1B
 - f. General Conditions of Contract (GCC) —Volume-1C
 - g. Forms and Procedures —Volume-1D

For BHARAT HEAVY ELECTRICALS LTD

AGM (Purchase)

Enclosure

01. Annexure-1: Pre Qualifying criteria.
02. Annexure-2: Check List.
03. Annexure-3: Integrity Pact.
04. Annexure-4: Important Information
05. Other Tender documents as per this NIT.

ANNEXURE - 1

PRE QUALIFYING CRITERIA

JOB	RECEIPT OF MATERIALS FROM BHEL / CUSTOMER STORES / STORAGE YARD, HANDLING AT STORES/STORAGE YARD, SITE OF WORK, TRANSPORTATION TO SITE OF WORK, ERECTION, TESTING, ASSISTANCES FOR COMMISSIONING & TRIAL OPERATION, INSULATION, FINAL PAINTING AND HANDING OVER OF STEAM TURBINE, TURBO-GENERATOR, CONDENSER AND ASSOCIATED AUXILIARIES INCLUDING BOUGHT OUT ITEMS, ETC. OF 5X270 MW THERMAL POWER PLANT INDIA BULLS AMARAVATHI PHASE II UNIT 6 to 10 DEVIDED INTO BLOCK 1(Unit 6, 7 & 10) and BLOCK 2 (Unit 8 & 9)		
TENDER NO	○ BHE/PW/PUR/AMRT1-STG U-6,7 & 10/956 ⊕ BHE/PW/PUR/AMRT1-STG U-8 & 9/957		
SL NO	PRE QUALIFICATION CRITERIA	Bidders claim in respect of fulfilling the PQR Criteria	
		Name and Description of qualifying criteria	Page no of supporting document
A	Submission of Integrity Pact duly signed (if applicable)	APPLICABLE	
B	Assessment of Capacity of Bidder to execute the work as per sl no 9 of NIT (if applicable)	Applicable	
C	<p><u>C) Bidder must have, achieved any one of the following in last seven years as on the latest date of offer Submission.</u></p> <p>C.1) Executed Erection, Testing and Commissioning (Up to Synchronization of the Unit or beyond) of One set of Steam Turbine Generator (STG) of 100 MW or higher rating.</p> <p>C.2) Executed Erection, Testing and Commissioning (Upto Synchronization of the Unit or beyond) of One set of Gas Turbine Generator of 190 MW or higher rating</p> <p>C.3) Executed One BOILER(with rotating machinery) (upto synchronization or beyond) of one unit of above 400 MW , under direct order from BHEL subject to:</p> <p>a) Experience of STG of atleast 60 MW (E & C upto synchronization or beyond).</p> <p style="text-align: center;">OR</p> <p>b) Technical Tie-up with an agency who has experience of STG of 60 MW or above (E & C upto synchronization or beyond).</p>		
D 1	<p><u>Financial TURNOVER</u></p> <p>Bidders must have achieved an average annual financial turnover (Audited) of Rs. 375 Lakhs or more over last three Financial</p>		

	Years (FY) i.e, 2008-2009, 2009-2010, 2010-11.		
2	<u>NETWORTH</u> Net worth of bidder based on latest Audited Accounts as furnished for 'D.1' above should be positive		
3	<u>PROFIT</u> Bidder must have earned cash profit in any one of the three Financial Years as applicable in the last three years defined in 'D1' above based on latest Audited Accounts.		
E	<u>Approval of Customer</u> Note: Names of bidders who stand qualified after compliance of criteria A to D shall be forwarded to customer for their approval. Price bid of only those bidders shall be opened who are approved by customer.	APPLICABLE	
F	Technical Tie-up Criteria	APPLICABLE AS PER PQR SL N. C.3	
<p><u>Explanatory Notes for 'PQR'</u></p> <p><u>A) Explanatory Notes for PQR 'C'- 'Technical'</u></p> <ol style="list-style-type: none"> 'Executed' means the vendor should have achieved the criteria specified in the Common QRs even if the Contract has not been completed or closed. For the purpose of PQR, 3.5 TPH shall be considered equivalent to one MW where ever rating of BOILER is mentioned in TPH. Similarly where ever rating of Gas Turbine is mentioned in terms of frame Size, ISO rating of the same in terms of MW shall be considered for evaluation. <p><u>B) Explanatory Notes for PQR 'D'- 'Financial'</u></p> <ol style="list-style-type: none"> Net Worth = Paid up share capital + Reserves (Share Capital OR Partnership Capital OR Proprietor Capital as the case may be) Profit shall be NET Profit (PAT + Non Cash Expenditure viz depreciation). In case audited financial statement have not been submitted for all the three years as indicated in 'D1' above, then applicable audited statement submitted by the bidder against the requisite three year, will be averaged for three years. 			

BIDDER SHALL SUBMIT ABOVE PRE-QUALIFICATION CRITERIA FORMAT, DULY FILLED-IN, SPECIFYING RESPECTIVE ANNEXURE NUMBER AGAINST EACH CRITERIA AND FURNISH RELEVANT DOCUMENT IN THE RESPECTIVE ANNEXURES IN THEIR OFFER.

CHECK LIST

NOTE:- Tenderers are required to fill in the following details and no column should be left blank

1	Name and Address of the Tenderer		
2	Details about type of the Firm/Company		
3	Details of Contact person for this Tender	Name : Mr/Ms Designation: Telephone No: Mobile No: Fax No:	
4	EMD DETAILS	DD No: Date : Bank : Amount: <u>Please tick (√) whichever applicable:-</u> ONE TIME EMD / ONLY FOR THIS TENDER	
		APPLICABILITY	BIDDER REPLY
5	Whether the format for compliance with PRE QUALIFICATION CRITERIA (ANNEXURE-I) is understood and filled with proper supporting documents referenced in the specified format	Applicable	YES / NO
6	Whether Audited profit and Loss Account for the last three years submitted	Applicable	YES/NO
7	Whether Copy of PAN Card submitted	Applicable	YES/NO
8	Whether all pages of the Tender documents including annexures, appendices etc are read understood and signed	Applicable	YES/NO
9	Integrity Pact	Applicable	Applicable
10	Declaration by Authorized Signatory	Applicable	YES/NO
11	Whether No Deviation Certificate submitted	Applicable	YES/NO
12	Whether Declaration confirming knowledge about Site Conditions submitted	Applicable	YES/NO
13	Whether Declaration for relation in BHEL submitted	Applicable	YES/NO
14	Whether Non Disclosure Certificate submitted	Applicable	YES/NO
15	Whether Bank Account Details for E-Payment submitted	Applicable	YES/NO
16	Capacity Evaluation of Bidder for current Tender	Applicable	YES/NO
17	Tie Ups/Consortium Agreement are submitted as per format	Applicable	YES/NO
18	Whether Power of Attorney for Submission of Tender/Signing Contract Agreement submitted	Applicable	YES/NO
19	Whether Analysis of Unit rates submitted	Applicable	YES/NO

NOTE : STRIKE OFF 'YES' OR 'NO', AS APPLICABLE

DATE :

AUTHORISED SIGNATORY
(With Name, Designation and Company seal)

ANNEXURE - 3

INTEGRITY PACT

Between

Bharat Heavy Electricals Ltd. (BHEL), a company registered under the Companies Act 1956 and having its registered office at "BHEL House" Siri Fort, New Delhi – 110049 (India) hereinafter referred to as "The Principal", which expression unless repugnant to the context of meaning hereof shall include its successors or assigns of the ONE PART

And

_____, (description of the party along with address), hereinafter referred to as "The Bidder/ Contractor" which expression unless repugnant to the context or meaning hereof shall include its successors or assigns of the OTHER PART

Preamble

The Principal intends to award, under laid-down organizational procedures, contract/s for

_____. The Principal values full compliance with all relevant laws of the land, rules and regulations and the principles of economic use of resources, and of fairness and transparency in its relations with its Bidder(s)/ Contractor(s).

In order to achieve these goals, the Principal will appoint Independent External Monitor(s), who will monitor the tender process and the execution of the contract for compliance with the principles mentioned above.

Section 1 - Commitments of the Principal

- 1.1 The Principal commits itself to take all measures necessary to prevent corruption and to observe the following principles:-
 - 1.1.1 No employee of the Principal, personally or through family members, will in connection with the tender for, or the execution of a contract, demand, take a promise for or

accept, for itself or third person, any material or immaterial benefit which the person is not legally entitled to.

- 1.1.2 The Principal will, during the tender process treat all Bidder(s) with equity and reason. The Principal will in particular, before and during the tender process, provide to all Bidder(s) the same information and will not provide to any Bidder(s) confidential / additional information through which the Bidder(s) could obtain an advantage in relation to the tender process or the contract execution.
- 1.1.3 The Principal will exclude from the process all known prejudiced persons.
- 1.2 If the Principal obtains information on the conduct of any of its employees which is a penal offence under the Indian Penal Code 1860 and Prevention of Corruption Act 1988 or any other statutory penal enactment, or if there be a substantive suspicion in this regard, the Principal will inform its Vigilance Office and in addition can initiate disciplinary actions.

Section 2 – Commitments of the Bidder(s)/ Contractor(s)

- 2.1 The Bidder(s)/ Contractor(s) commit himself to take all measures necessary to prevent corruption. He commits himself to observe the following principles during his participation in the tender process and during the contract execution.
- 2.1.1 the Bidder(s)/ Contractor(s) will not, directly or through any other person or firm, offer, promise or give to the Principal or to any of the Principal's employees involved in the tender process or the execution of the contract or to any third person any material, immaterial or any other benefit which he / she is not legally entitled to, in order to obtain in exchange any advantage of any kind whatsoever during the tender process or during the execution of the contract.
- 2.1.2 The bidder(s)/ Contractors(s) will not enter with other Bidder(s) into any illegal or undisclosed agreement or understanding, whether formal or informal. This applies in particular to prices, specifications, certifications, subsidiary contracts, submission or non-submission of bids or any other actions to restrict competitiveness or to introduce cartelization in the bidding process.
- 2.1.3 The Bidder(s)/ Contractor(s) will not commit any penal offence under the relevant IPC/PC Act; further the Bidder(s)/ Contractor(s) will not use improperly, for purposes of competition or personal gain, or pass on to others, any information or document provided by the Principal as part of the business relationship, regarding plans, technical proposals and business details, including information contained or transmitted electronically.

-
- 2.1.4 The Bidders (s)/ Contractor(s) will, when presenting his bid, disclose any and all payments he has made, and is committed to or intends to make to agents, brokers or any other intermediaries in connection with the award of the contract.
- 2.2 The Bidder(s)/ Contractor(s) will not instigate third persons to commit offences outlined above or be an accessory to such offences.

Section 3 – Disqualification from tender process and execution from future contracts

If the Bidder(s)/Contractor(s), before award or during execution has committed a transgression through a violation of Section 2 above, or acts in any other manner such as to put his reliability or credibility in question, the Principal is entitled to disqualify the Bidder(s)/ Contractor(s) from the tender process or take action as per separate “Guidelines on for Suspension of Business Dealings with Suppliers/ Contractors” framed by the Principal.

Section 4 – Compensation for Damages

- 4.1 If the Principal has disqualified the Bidder from the tender process prior to the award according to Section 3, the Principal is entitled to demand and recover the damages equivalent to Earnest Money Deposit/ Bid Security.
- 4.2 If the Principal has terminated the contract according to Section 3, or if the Principal is entitled to terminate the contract according to Section 3, the Principal shall be entitled to demand and recover from the Contractor liquidated damages equivalent to 5% of the contract value or the amount equivalent to Security Deposit/ Performance Bank Guarantee, whichever is higher.

Section 5 – Previous Transgression

- 5.1 The Bidder declares that no previous transgressions occurred in the last 3 years with any other company in any country conforming to the anti-corruption approach or with any other Public Sector Enterprise in India that could justify his exclusion from the tender process.
- 5.2 If the Bidder makes incorrect statement on his subject, he can be disqualified from the tender process or the contract, if already awarded, can be terminated for such reason.

Section 6 – Equal treatment of all Bidders/ Contractors/ Sub-Contractors

- 6.1 The Bidder(s)/ Contractor(s) undertake(s) to obtain from his sub-contractors a commitment consistent with this Integrity Pact and report Compliance to the Principal. This commitment shall be taken only from those sub-contractors whose contract value is more than 20% of Bidder’s/ Contractor’s contract value with the Principal. The Bidder(s)/Contractor(s) shall continue to remain responsible for any default by his Sub-contractor(s).

-
- 6.2 The Principal will enter into agreements with identical conditions as this one with all Bidders and Contractors.
- 6.3 The Principal will disqualify from the tender process all bidders who do not sign this pact or violate its provisions.

Section -7 Criminal Charges against violating Bidders/ Contractors/ Sub-contractors

If the Principal obtains knowledge of conduct of a Bidder, Contractor or Sub-contractor, or of an employee or a representative or an associate of a Bidder, Contractor or Subcontractor which constitutes corruption, or if the Principal has substantive suspicion in this regard, the Principal will inform the Vigilance Office.

Section – 8 Independent External Monitor(s)

- 8.1 The Principal appoints competent and credible Independent External Monitor for this Pact. The task of the Monitor is to review independently and objectively, whether and to what extent the parties comply with the obligations under this agreement.
- 8.2 The Monitor is not subject to instructions by the representatives of the parties and performs his functions neutrally and independently. He reports to the CMD, BHEL.
- 8.3 The Bidder(s)/ Contractor(s) accepts that the Monitor has the right to access without restriction to all contract documentation of the Principal including that provided by the Bidder(s)/ Contractor(s). The Bidder(s)/Contractor(s) will grant the monitor, upon his request and demonstration of a valid interest, unrestricted and unconditional access to his contract documentation. The same is applicable to Sub-contractor(s). The Monitor is under contractual obligation to treat the information and documents of the Bidder(s)/ Contractor(s)/ Sib-contractor(s) with confidentiality.
- 8.4 The Principal will provide to the Monitor sufficient information about all meetings among the parties related to the contract provided such meeting could have an impact on the contractual relations between the Principal and the Contractor. The parties offer to the Monitor the option to participate in such meetings.
- 8.5 As soon as the Monitor notices, or believes to notice, a violation of this agreement, he will so inform the Management of the Principal and request the Management to discontinue or take corrective action, or heal the situation, or to take other relevant action. The Monitor can in this regard submit non-binding recommendations. Beyond this, the Monitor has no right to demand from the parties that they act in a specific manner, refrain from action or tolerate action.

-
- 8.6 The Monitor will submit a written report to the CMD, BHEL within 8 to 10 weeks from the date of reference or intimation to him by the Principal and, should the occasion arise, submit proposals for correcting problematic situations.
- 8.7 The CMD, BHEL shall decide the compensation to be paid to the Monitor and its terms and conditions.
- 8.8 If the Monitor has reported to the CMD, BHEL, a substantiated suspicion of an offence under relevant IPC/PC Act, and the CMD, BHEL has not, within reasonable time, taken visible action to proceed against such offence or reported it to the Vigilance Office, the Monitor may also transmit this information directly to the Central Vigilance Commissioner, Government of India.
- 8.9 The number of Independent External Monitor(s) shall be decided by the CMD, BHEL
- 8.10 The word 'Monitor' would include both singular and plural.

Section 9 – Pact Duration

- 9.1 This Pact begins and shall be binding on and from the submission of bid(s) by bidder(s). It expires for the Contractor 12 months after the last payment under the respective contract and for all other Bidders 6 months after the contract has been awarded.
- 9.2 If any claim is made/ lodged during this time, the same shall be binding and continue to be valid despite the lapse of this pact as specified as above, unless it is discharged/ determined by the CMD, BHEL.

Section 10 – Other Provisions

- 10.1 This agreement is subject to Indian Laws and jurisdiction shall be registered office of the Principal, i.e. New Delhi.
- 10.2 Changes and supplements as well as termination notices need to be made in writing. Side agreements have not been made.
- 10.3 If the contractor is a partnership or a consortium, this agreement must be signed by all partners or consortium members.
- 10.4 Should one or several provisions of this agreement turn out to be invalid, the remainder of this agreement remains valid. In this case, the parties will strive to come to an agreement to their original intentions.

BHEL PSWR

Notice Inviting Tender

Tender Specification No : BHE/PW/PUR/AMRT1-STG U-6,7 & 10/956

Page 21 of 111

BHE/PW/PUR/AMRT1-STG U-8 & 9/957

.....
10.5 Only those Bidders/ Contractors who have entered into this agreement with the Principal would be competent to participate in the bidding. In other words, entering into this agreement would be a preliminary qualification.

For & On Behalf of the Principal
(Office Seal)

For & On Behalf of the Bidder/ Contractor
(Office Seal)

ANNEXURE 4:

IMPORTANT INFORMATION**1) This Document consists of Tender Specifications and BOQ of E & C of 5 units of 270 MW STG Sets**

1. Entire scope of 5 units of 270 MW STG Sets have been divided into 2 Blocks viz BLOCK I comprising of Unit 6,7 &10 and BLOCK II comprising of Unit 8 & 9.
2. Tender specification (Volume I) is common for all the 5 units.
3. **Both the BLOCKS shall be awarded to separate agencies.**
4. **Lumpsum price for E & C of 1 unit of 270 MW STG set has been called in Volume II price bid specification.**
5. Bidders are required to submit their rates/price for 1 Unit of 270 MW STG Set only in Volume II Price bid.
6. L-1 bidder shall be considered for award of BLOCK 1 (Unit 6,7 &10).
7. For award of BLOCK 2 (Unit 8 & 9), next bidder in the order of their price competitiveness (i.e. L-2, then L-3 and hence forth) shall be given an option to match their Per unit rate/price, with the Awarded per unit rate/price of BLOCK I. In case none of the bidders agree to match the Awarded per unit rate of BLOCK I, then BHEL may consider awarding the BLOCK 2 (Unit 8 & 9) to L-1 bidder or opt any other suitable method to finalize BLOCK 2 (Unit 8 & 9).
8. In case after award of job, the agency fails to display satisfactory performance in execution of job and BHEL feels it necessary to make alternate arrangement to execute balance work or any portion of work on risk purchase basis or otherwise, then BHEL reserves the right to exercise the method mentioned in SI No 7 to finalize another/additional agency.

2) PRICE VARIATION COMPENSATION

Refer Clause 2.17 of Volume I C 'General Conditions of Contract' (Price Variation Compensation): For the purpose of calculating PVC, following 'Commodities shall be reckoned for the respective categories:

Category	Commodity to be Used for PVC Calculation
Electrode	Welding Rod (Individual Commodity)
High Speed Diesel	High Speed Diesel (Individual Commodity)
Cement	Grey cement (Individual Commodity)
Structural & Reinforcement Steel	a1. Iron & semis (Group Item)
Materials (Other than Cement & Steel)	All Commodities (Group Item)

3) INTEREST BEARING RECOVERABLE ADVANCE


Refer Clause 2.13 of Volume I C 'General Conditions of Contract' (Interest Bearing Recoverable Advance): Following additional points shall be noted:

-
- Bank Guarantee towards 'Interest Bearing Advance' shall be atleast 110% of the advance so as to enable recovery of not only principle amount but also the interest portion, if so required.
 - 'Interest Bearing Recoverable Advance' shall not be paid in less than two installments. Contractor shall establish the utilization of advance drawn before the release of next.
- 4) The offers of the bidders who are on the banned list as also the offer of the bidders, who engage the services of the banned firms, shall be rejected. The list of banned firms is available on BHEL web site (www.bhel.com) ---> Tender Notification -> List of Banned Firms).

956
&
957

TECHNICAL CONDITIONS OF CONTRACT (TCC)

BHARAT HEAVY ELECTRICALS
LIMITED



TECHNICAL CONDITIONS OF CONTRACT (TCC)

CONTENTS

SI No	DESCRIPTION	Chapter	No. OF PAGES
Volume-IA	Part-I: Contract specific details		
1	Project Information	Chapter-I	1
2	Scope of Works	Chapter-II	2
3	Facilities in the scope of Contractor/BHEL (Scope Matrix)	Chapter-III	8
4	T&Ps and MMDs to be deployed by Contractor	Chapter-IV	2
5	T&Ps to be deployed by BHEL free of hire charges on sharing basis	Chapter-V	1
6	Time Schedule	Chapter-VI	2
7	Terms of Payment	Chapter-VII	6
8	Taxes and other Duties	Chapter-VIII	3
9	Specific Inclusion	Chapter-IX	3
10	Specific Exclusion	Chapter-X	1
11	Annexures		
	Weight Details	Annexure I	19
	Proposed painting scheme for TG area	Annexure II	2
Volume-IA	Part-II : Technical Specifications		
1	General	Chapter-XI	5
2	Civil Works, Foundation, Grouting	Chapter-XII	2
3	Equipments Installation	Chapter-XIII	1
4	Piping Installation	Chapter-XIV	2

BHEL-PSWR

Tender Specification No: BHE/PW/PUR/AMRT1-STG U-6,7 & 10/956

BHE/PW/PUR/AMRT1- STG U-8&9/957

TECHNICAL CONDITIONS OF CONTRACT (TCC) CONTENTS

5	Condenser Installation	Chapter-XV	1
6	Generator & Handling Heavier equipments	Chapter-XVI	1
7	Hydrostatic Testing Preservation & other tests	Chapter-XVII	2
8	Pre Commissioning Tests, Commissioning, Post Commissioning	Chapter-XVIII	4
9	Welding, Heat Treatment, Radiography	Chapter-XIX	4
10	Acid cleaning/alkali flushing/steam blowing/oil flushing	Chapter-XX	2
11	Tools and tackles, measuring and monitoring devices	Chapter-XXI	3
12	Preservative Painting	Chapter-XXII	1
13	Lining and Insulation	Chapter-XXIII	3
14	Final painting	Chapter-XXIV	2

BHEL-PSWR

Tender Specification No: BHE/PW/PUR/AMRT1-STG U-6,7 & 10/956


BHE/PW/PUR/AMRT1- STG U-8&9/957

Technical Conditions of Contract –Volume I A (Part I : Contract Specific Details)

Page 26

TECHNICAL CONDITIONS OF CONTRACT (TCC)

Chapter - I : Project Information

1.0	Project Information
1.1	<p>INDIABULLS POWER LTD. is setting up a coal based 5x270 MW Thermal Power Project at Nandgaonpeth, Additional Amravati Industrial Area, Dist: Amravati, Maharashtra. Project Site is located at a distance of 22 KM from Amravati District on NH-6 near Nandgaonpeth.</p> <p>Nearest Railway Station : Badnera about 20 KM from project site. Badnera is located at a distance of 175 KM from Nagpur on Howrah - Mumbai main line of Central Railways passing through Sevagram, Wardha, Pulgaon, Dhamangaon, Badnera.</p> <p>Nearest Highway : National Highway No NH-6 (Surat to Kolkata). Highway passes through Jagaon, Amravati, Nagpur, Raipur</p>  <p>Nearest Airport : Nagpur 150 KM (By road)</p> <p>CLIMATE</p> <p>Amravati is located between 20°56'N 77°45'E to 20.93°N 77.75°E. It has an average elevation of 343 metres. Amravati has a tropical wet and dry climate with hot, dry summers from March to June, the monsoon season from July to October and warm winters from November to March. As far as the climate of the city is concerned, one can notice extreme variations in the temperatures. The summers in Amravati are very hot. The maximum as well as continuous rainfall is received, from the South Westerly monsoons, in the months of July and August.</p> <p>Max Temp : 44.5 Deg. C. Min Temp : 12.4 Deg. C Rainfall : 841.80 MM (Average) Seismic Zone : Zone III as per IS : 1893</p>

BHEL-PSWR

Tender Specification No: BHE/PW/PUR/AMRT1-STG U-6,7 & 10/956 AND BHE/PW/PUR/AMRT1- STG U-8&9/957 Technical Conditions of Contract –Volume I A (Part I : Contract Specific Details)

Page

TECHNICAL CONDITIONS OF CONTRACT (TCC)

Chapter - II : Scope of Works

2.0 SCOPE OF WORK

The work to be carried out under the scope of these specifications is broadly as under:

Collection of materials from BHEL/client's stores/storage yard; transportation to site; erection, testing & assistance for Commissioning, Trial Operation, PG Test and handing over of the following:-

1. Steam Turbines & Turbo Generators along with associated equipment.
2. Condensate system comprising of Surface condenser, Gland steam Condenser, Vacuum Pumps for each Steam Turbine Unit.
3. Regenerative cycle auxiliaries comprising of 2x100 % CEP, 3 LP Heaters, 3x50 % MDBFP, 2 HP Heaters along with associated piping for each Steam Turbine.
4. Hot well make up Pump and associated piping & control valves.
5. **2 Nos Central Lube oil storage & transfer system (Common for five units to be executed by BLOCK I agency).**
6. Thermal insulation refractory & cladding of piping & equipments.
7. CW piping up to A row along with associate BFV's RE joints and debris filter.
8. Condenser On load Tube cleaning system.
9. Provision of Wet Steam Washing System.
10. Special grouts like Pagal VI for grouting for TG.
11. Special embedment and foundation bolts, O & M platform required for BHEL supplied equipment. Other embedment for piping etc. shall be in EPIL's scope.
12. Empty H2 & CO2 cylinder.
13. First filling & top up of H2, CO2 & N2 , lube oil, lubricants and consumable till commissioning.
14. Generator Hydrogen gas purity analyser including all accessories like piping, valves, flanges etc.
15. Acoustic Enclosure for STG.
16. Painting of all erected equipments and structures.

of 5x270 MW India Bulls **AMRAVATI PHASE II UNIT 6 to 10 DEVIDED INTO BLOCK 1 (UNIT 6,7 & 10) and BLOCK 2 (UNIT 8 & 9)**

TECHNICAL CONDITIONS OF CONTRACT (TCC)
Chapter – III: Facilities in the scope of Contractor/BHEL

Sl.No	Description PART I	Scope / to be taken care by		Remarks
		BHEL	Bidder	
3.1	ESTABLISHMENT			
3.1.1	FOR CONSTRUCTION PURPOSE:			
a	Open space for office (as per availability)	Yes		Location will be finalized after joint survey with owner
b	Open space for storage (as per availability)	Yes		Location will be finalized after joint survey with owner
c	Construction of bidder's office, canteen and storage building including supply of materials and other services		Yes	
d	Bidder's all office equipments, office / store / canteen consumables		Yes	
e	Canteen facilities for the bidder's staff, supervisors and engineers etc		Yes	
f	Fire fighting equipments like buckets, extinguishers etc		Yes	
g	Fencing of storage area, office, canteen etc of the bidder		Yes	
3.1.2	FOR LIVING PURPOSES OF THE BIDDER			

BHEL-PSWR

TECHNICAL CONDITIONS OF CONTRACT (TCC)
Chapter – III: Facilities in the scope of Contractor/BHEL

Sl.No	Description PART I	Scope / to be taken care by		Remarks
		BHEL	Bidder	
a	Open space for labour colony (as per availability)	Yes		Space will be provided if available; Location will be finalized after joint survey with owner.
b	Labour Colony with internal roads, sanitation, complying with statutory requirements		Yes	
3.2.0	ELECTRICITY			
3.2.1	Electricity For construction purposes of Voltage 415/440 V			Free; however, bidder shall be required to pay for electricity duty and taxes as levied by the Govt at the prevailing rates
a	Single point source	Yes		At a distance of 500 M from site (Distance is only estimated, it may vary upto an extent depending on site condition)
b	Further distribution including all materials, Energy Meter, Protection devices and its service		Yes	
c	Duties and deposits including statutory clearances if applicable		Yes	

TECHNICAL CONDITIONS OF CONTRACT (TCC)
Chapter – III: Facilities in the scope of Contractor/BHEL

Sl.No	Description PART I	Scope / to be taken care by		Remarks
		BHEL	Bidder	
3.2.2	Electricity for the office, stores, canteen etc of the bidder			Chargeable as per standard rates
a	Single point source	Yes		At a distance of 500 M from site (Distance is only estimated, it may vary upto an extent depending on site condition)
b	Further distribution including all materials, Energy Meter, Protection devices and its service		Yes	
c	Duties and deposits including statutory clearances if applicable		Yes	
3.2.3	Electricity for living accommodation of the bidder's staff, engineers, supervisors etc			Chargeable as per standard rates
a	Single point source		Yes	Power may be drawn from owner's given point within plant boundary.
b	Further distribution including all materials, Energy Meter, Protection devices and its service		Yes	

BHEL-PSWR

TECHNICAL CONDITIONS OF CONTRACT (TCC)
Chapter – III: Facilities in the scope of Contractor/BHEL

Sl.No	Description	Scope / to be taken care by		Remarks
		BHEL	Bidder	
c	Duties and deposits including statutory clearances if applicable		Yes	
3.3.0	WATER SUPPLY			
3.3.1	For construction purposes			Free; duty & taxes, if levied by the Govt, shall be payable by the bidder
a	Making the water available at single point	Yes		In case of inadequate supply / non-availability of construction water from customer, contractor shall have to arrange construction water at his own expenses.
b	Further distribution as per the requirement of work including supply of materials and execution		Yes	
3.3.2	<u>Water supply for bidder's office, stores, canteen etc</u>			FREE
a	Making the water available at single point	Yes		
b	Further distribution as per the requirement of work including supply of materials and execution		Yes	
3.3.3	<u>Water supply for Living Purpose</u>			
a	Making the water available at single point		Yes	

BHEL-PSWR

TECHNICAL CONDITIONS OF CONTRACT (TCC)
Chapter – III: Facilities in the scope of Contractor/BHEL

Sl.No	Description	Scope / to be taken care by		Remarks
		BHEL	Bidder	
	PART I			
b	Further distribution as per the requirement of work including supply of materials and execution		Yes	
3.4.0	LIGHTING			
a	For construction work (supply of all the necessary materials) 1. At office/storage area 2. At the preassembly area 3. At the construction site /area		Yes	
b	For construction work (execution of the lighting work/ arrangements) 1. At office/storage area 2. At the preassembly area 3. At the construction site /area		Yes	
c	Providing the necessary consumables like bulbs, switches, etc during the course of project work		Yes	
d	Lighting for the living purposes of the bidder at the colony / quarters		Yes	
3.5.0	COMMUNICATION FACILITIES FOR SITE OPERATIONS OF THE BIDDER			

TECHNICAL CONDITIONS OF CONTRACT (TCC)
Chapter – III: Facilities in the scope of Contractor/BHEL

Sl.No	Description	Scope / to be taken care by		Remarks
		BHEL	Bidder	
a	Telephone, fax, internet, intranet, e-mail etc		Yes	
3.6.0	COMPRESSED AIR wherever required for the work		Yes	
3.7.0	Demobilization of all the above facilities		Yes	
3.8.0	TRANSPORTATION			
a	For site personnel of the bidder		Yes	
b	For bidder's equipments and consumables (T&P, Consumables etc)		Yes	

TECHNICAL CONDITIONS OF CONTRACT (TCC)
Chapter – III: Facilities in the scope of Contractor/BHEL

Sl. No	Description	Scope / to be taken care by		Remarks
		BHEL	Bidder	
	PART II 3.9.0 ERECTION FACILITIES			
3.9.1	Engineering works for construction:			
a	Providing the erection drawings for all the equipments covered under this scope	Yes		
b	Drawings for construction methods	Yes		
c	As-built drawings – where ever deviations observed and executed and also based on the decisions taken at site- example – routing of small bore pipes		Yes	In consultation with BHEL
d	Shipping lists etc for reference and planning the activities	Yes		
e	Preparation of site erection schedules and other input requirements		Yes	In consultation with BHEL
f	Review of performance and revision of site erection schedules in order to achieve the end dates and other commitments	Yes	Yes	In consultation with BHEL
g	Weekly erection schedules based on Sl No. e		Yes	In consultation with BHEL

TECHNICAL CONDITIONS OF CONTRACT (TCC)
Chapter – III: Facilities in the scope of Contractor/BHEL

Sl. No	Description	Scope / to be taken care by		<i>Remarks</i>
		BHEL	Bidder	
	PART II 3.9.0 ERECTION FACILITIES			
h	Daily erection / work plan based on Sl No. g		Yes	In consultation with BHEL
i	Periodic visit of the senior official of the bidder to site to review the progress so that works are completed as per schedule. It is suggested this review by the senior official of the bidder should be done once in every two months.		Yes	
j	Preparation of preassembly bay		Yes	
k	Laying of racks for gantry crane if provided by BHEL or brought by the contractor/bidder himself		Yes	
L	Arranging the materials required for preassembly		Yes	

TECHNICAL CONDITIONS OF CONTRACT (TCC)
Chapter – IV: T&Ps and MMDs to be deployed by Contractor

A: MAJOR TOOLS AND PLANTS & MMDs TO BE DEPLOYED BY THE CONTRACTOR

For Each Block

S.N.	DESCRIPTION	CAPACITY	QUANTITY
1	TYRE MOUNTED HYDRAULIC CRANES	14 MT	2 NOs
2	TRAILER WITH HORSE	30 TON	1 NO
3	TRAILER TROLLEY	20 TON	1 NO
4	WELDING GENERATOR SETS (ELECTRIC AS WELL AS DIESEL)		AS PER REQUIREMENT
5	3- PHASE COMPLETE SET UP FOR DRAWAL OF POWER		-DO-
6	RADIOGRAPHY ARRANGEMENT INCLUDING THE SOURCE AND FILM VIEWER		-DO-
7	TIG WELDING SET		-DO-
8	STRESS RELIEVING EQUIPMENT WITH TEMPERATURE RECORDERS		-DO-
9	ELECTRICAL BAKING OVEN - BIG		-DO-
10	ELECTRODE BAKING OVEN - PORTABLE		-DO-
11	MIXER FOR GROUTING OF EQUIPMENT FOUNDATIONS		-DO-
12	VACUUM CLEANER (INDUSTRIAL)		-DO-
13	PIPE CUTTING AND BEVELLING MACHINE		-DO-
14	PIPE BENDING M/C	ELECTRIC/ ELECTRO - HYDRAULIC - UPTO 4" SIZE	-DO-
15	AIR COMPRESSOR	120 CFM	01 NO
16	STEP DOWN TRANSFORMER	230V/24V	AS PER REQUIREMENT
17	CONDENSER TUBE EXPANDER SET		DO
18	ELECTRICALLY OPERATED WINCHES	3T/5T	DO
19	JACKING BOLTS / PRESSOUT BOLTS OF ALL SIZES (FOR ST. TURBINE ROLL CHECKS ETC.)		DO
20	HYDRAULIC JACKS OF VARIOUS CAPACITIES FOR ST. TURBINE AND GENERATOR :		
	A) - JACKS (WITH HAND OPERATED PUMPS)	100 MT	04 NOS.
	B) - JACKS (WITH HAND OPERATED PUMPS)	50 MT	04 NOS.
	GANG OPERATED JACKS CONSISTING OF THE FOLLOWING :		
	A) - JACKS (HAVING BROAD BASE ONE INCH LIFT)	100 MT	04 NOS.
	B) - JACKS (WITH 4-6 INCH LIFT , FOR GEN. END SHIELDS)	63 MT	04 NOS.
	C) - LONG HIGH PRESSURE HOSES (FOR		08 NOS.

BHEL-PSWR

Tender Specification No: BHE/PW/PUR/AMRT1-STG U-6,7 & 10/956 AND BHE/PW/PUR/AMRT1- STG U-8&9/957

TECHNICAL CONDITIONS OF CONTRACT (TCC)

Chapter – IV: T&Ps and MMDs to be deployed by Contractor

GENERATOR ALIGNMENT)			
ABOVE JACKS FOR GENERATOR ALIGNMENT SHOULD HAVE SUITABLE COUPLING FOR JOINING THE TWO OR MORE HOSES TOGETHER TO GET DESIRED LENGTH OF HOSES, SHOULD HAVE HAND OPERATED PUMPS & ALSO SHOULD BE ABLE TO FIT WITH HYDRAULIC UNIT.			
21	TORQUE WRENCH	0 TO 200 N-M	01 NO.
22	TORQUE WRENCH	UPTO 2000 N-M	01 NO.
23	SLINGS FOR LP TURBINE ROTOR		01SET
24	SLINGS FOR HP TURBINE MODULE		01SET
25	SLINGS FOR GENERATOR ROTOR		01SET
26	BOLT STRETCHING DEVICE (FOR TURBINE & GENERATOR FOUNDATION BOLTS)		AS PER REQUIREMENT
27	LONG FEELER GAUGE SET		AS PER REQUIREMENT
28	SPANNERS / EYE BOLTS (OF ALL SIZES)		AS PER REQUIREMENT
29	HYDRAULIC TEST PUMPS AND FILL PUMPS		AS PER REQUIREMENT

B: MEASURING AND MONITORING DEVICES (MMD):

To be finalized at site as per requirement.

NOTE:

The above list at A & B is only indicative and neither exhaustive nor limiting. Quantities indicated above are only the minimum required. Contractor shall deploy all necessary T&P to meet the schedules & as prescribed by BHEL engineer and required for completion of work.

TECHNICAL CONDITIONS OF CONTRACT (TCC)
Chapter – V: T&Ps to be deployed by BHEL free of hire charges
on sharing basis

SN	DESCRIPTION & CAPACITY OF T&P	QUANTITY	PURPOSE
01	EOT CRANE IN TG HALL	1 for each block.	FOR HANDLING AND ERECTION WITHIN TG HALL ON SHARING BASIS AS AVAILABLE AND SUBJECT TO THEIR ACCESSIBILITY AND APPROACHABILITY.
02	Strand Jack system with accessories	1 for each unit.	FOR GENERATOR STATOR HANDLING & LIFTING ONLY

NOTE:

1. **Operator** for EOT crane will be provided **by the contractor**.
2. EOT crane will be used on sharing basis by other agencies working within the TG hall under the instruction of BHEL. The contractor shall extend the services of his operator to such other agencies as well on mutually agreed mode of cost sharing.
3. Above T&P will be provided on sharing basis only. Contractor has to plan his activities well in advance and inform BHEL Engineer in charge/ Construction Manager the date of actual use.
4. Contractor shall provide all necessary tools & tackles, crane, trailers etc for transportation of strand jack components/parts from BHEL stores/ storage yard, assembly/erection site, assistance in testing & commissioning, dismantling after completion of works and returning to BHEL stores/storage yard as per instruction of BHEL engineer.

TECHNICAL CONDITIONS OF CONTRACT (TCC)

Chapter – VI: Time Schedule

6.1 MOBILIZATION, TIME SCHEDULE & CONTRACT PERIOD

6.1.1

INITIAL MOBILIZATION

Contractor shall reach site, make his site establishment and be ready to commence the erection work within two weeks from the date of issue of Fax Letter of Intent or as per the directions of Construction Manager/ Project Manager of BHEL.

6.1.2

MOBILIZATION FOR ERECTION, TESTING, ASSISTANCE FOR COMMISSIONING ETC

The activities for erection, testing etc shall be started as per the directions of construction manager of BHEL. Contractor shall mobilize further resources (in addition to those required for activities under clause no. 6.1.1) as per the requirement to commence the work of erection, testing etc of TG and auxiliaries and progressively augment the resources to match schedule of the project.

6.1.3

COMMENCEMENT OF CONTRACT PERIOD AND TENTATIVE SCHEDULE

Erection/placement on its designated foundation/location, of the first major permanent equipment/component/column covered in the scope of these specifications shall be recognized as "start of contract period". Smaller items like packer plates, shims, anchors, inserts etc. will not be considered as start of contract period.

Based on the availability of civil foundations from customer and materials from manufacturing units, contractor may have to advance the start of erection after getting clearance from construction manager, or the start of erection may get delayed due to site condition.

The contractor has to subsequently augment his resources in such a manner that following major milestones of erection & commission are achieved on specified schedules:

Project Milestones	Unit 6	Unit 7	Unit 8	Unit 9	Unit 10
Start Condenser Erection	11-Feb-12	11-Apr-12	11-Jun-12	11-Aug-12	11-Oct-12
Turbine Generator (TG) Box Up	11-Dec-12	11-Feb-13	11-Apr-13	11-Jun-13	11-Aug-13
Start of Turbine Oil flushing	11-Dec-12	11-Feb-13	11-Apr-13	11-Jun-13	11-Aug-13
TG on Barring Gear	11-Jan-13	11-Mar-13	11-May-13	11-Jul-13	11-Sep-13
Synchronisation with Oil	11-Jan-13	11-Mar-13	11-May-13	11-Jul-13	11-Sep-13
Synchronisation with Coal	11-Feb-13	11-Apr-13	11-Jun-13	11-Aug-13	11-Oct-13
Trail Run completion	11-Apr-13	11-Jun-13	11-Aug-13	11-Oct-13	11-Dec-13

In order to meet above schedule in general, and any other intermediate targets set, to meet customer/project schedule requirements, contractor shall arrange & augment all necessary resources from time to time as per the instructions of BHEL.

TECHNICAL CONDITIONS OF CONTRACT (TCC)

Chapter – VI: Time Schedule

6.1.4

DURATION

The total contract period for completion of entire work shall be **23 months for Block 1 (Unit 6, 7 & 10) and 17 months for Block 2 (Unit 8 & 9)** from the start of erection as specified earlier.

However the contractor shall have to mobilize his resources earlier than the start of contract period for preparatory work like taking over and chipping of foundations, blue-matching and grouting of packer plates etc.

The contractor shall complete all the works in the scope of this contract within the contract period. Pending points identified by the customer/BHEL during the execution of the contract are to be liquidated during the contract period itself. Contractor to carry out installation of impulse pipes, fittings, thermowells /thermo couples etc required for successful completion of Performance Guarantee test and provide in assistance for installation & removal of PG test instruments and conductance of test.

TECHNICAL CONDITIONS OF CONTRACT (TCC)

Chapter-VII: Terms of Payment

The progressive payment for erection, testing and commissioning on accepted price of contract value per unit of STG Package rates will be released as per the break up given hereinafter:

FOR EACH STG

		CND (1)	TUR (2)	GEN (3)	PMP & AUX/ EQ (4)	HEATERS (5)	MISCELL ANEOUS ITEMS (6)	INTEGR AL PPG (7)
	Overall weightage for each area out of lumpsum value quoted for STG	20%	18%	15%	13%	5%	13%	16%
S. N.	Activity/Work Description	%						
I	PRO RATA PAYMENTS (85%)							
1	CONDENSER (Weightage 20%)							
1.1	PREPARATION OF FOUNDATION	2%	--	--	--	--	--	--
1.2	PLACEMENT, ALIGNMENT, ASSEMBLY AND WELDING OF BOTTOM PLATE SEGMENTS, HOT WELL, NDT AND SPRING ELEMENTS PLACEMENT & GROUTING.	10%	--	--	--	--	--	--
1.3	ASSEMBLY AND POSITIONING OF WATER CHAMBER, SIDE PLATES, BOTTOM PLATES, WELDING AND NDT INCLUDING HINGE ASSY	12%	--	--	--	--	--	--
1.4	ASSEMBLY, ALIGNMENT AND WELDING & NDT OF TUBE SUPPORT PLATES AND INTERNALS LIKE BAFFLE PLATES, AIR EVACUATION PIPES ETC.	13%	--	--	--	--	--	--
1.5	ASSEMBLY, WELDING & NDT OF DOME WALLS AND DOME STIFFENERS, EXTRACTION PIPING AND STEAM THROW DEVICE, LPH-1 SUPPORT ETC.	10%	--	--	--	--	--	--
1.6	INSERTION, EXPANSION, CUTTING ETC. OF CONDENSER TUBES	15%	--	--	--	--	--	--
1.9	HYDRO TEST OF STEAM AND WATER SIDE	10%	--	--	--	--	--	--
1.10	WELDING OF CONDENSER NECK JOINT AND NDT& COMPLETION OF BALANCE WORKS	10%	--	--	--	--	--	--
1.11	ERECTION, COMMISSIONING, LOAD TESTING OF CONDENSER WATER BOX HANDLING SYSTEM	3%	--	--	--	--	--	--
	Subtotal for condenser	85%						

BHEL-PSWR

Tender Specification No: BHE/PW/PUR/AMRT1-STG U-6,7 & 10/956 AND BHE/PW/PUR/AMRT1- STG U-8&9/957

TECHNICAL CONDITIONS OF CONTRACT (TCC)

Chapter-VII: Terms of Payment

		CND (1)	TUR (2)	GEN (3)	PMP & AUX/ EQ (4)	HEATERS (5)	MISCELL ANEOUS ITEMS (6)	INTEGR AL PPG (7)
2	TURBINE (18 %)							
2.1	PREPARATION OF FOUNDATION, PLACEMENT, ALIGNMENT AND GROUTING OF BASE PLATES OF LPC AND BEARING PEDESTALS	--	7%	--	--	--	--	--
2.2	PLACEMENT AND ALIGNMENT OF LP OUTER CASING BOTTOM PORTION AND CENTRE GUIDE KEYS	--	5%	--	--	--	--	--
2.3	PLACEMENT OF LP ROTOR AND ALIGNMENT WITH INNER CASING AND CHECKING OF BLADE CLEARANCE	--	9%	--	--	--	--	--
2.4	ASSEMBLY, ALIGNMENT & WELDING OF LP OUTER CASING UPPER HALF	--	9%	--	--	--	--	--
2.5 A	PLACEMENT OF IP TURBINE, LOWERING OF IP ROTOR ON BEARINGS & ROLL CHECK		7 %					
2.5	PLACEMENT AND ALIGNMENT OF IP TURBINE OUTER CASING AND INNER CASING (LOWER HALVES)	--	0%	--	--	--	--	--
2.6	PLACEMENT AND ALIGNMENT OF IP ROTOR WITH LOWER CASING AND BOXING UP OF INNER & OUTER CASING (UPPER HALVES) & ROLL CHECK	--	0%	--	--	--	--	--
2.7	FINAL BOX UP OF IP TURBINE	--	0%	--	--	--	--	--
2.8	BOXING UP OF LP INNER-INNER & INNER-OUTER AND ROLL CHECK	--	5%	--	--	--	--	--
2.9	PLACEMENT OF HP TURBINE, LOWERING OF HP ROTOR ON BEARINGS AND CHECKING OF CLEARANCES, COUPLING, HP TURBINE SWING CHECKS ETC.	--	5%	--	--	--	--	--
2.10	ALIGNMENT OF ALL ROTORS INCLUDING REAMING, HONING AND FIXING OF COUPLING BOLTS	--	9%	--	--	--	--	--
2.11	ASSEMBLY OF GOVERNING SYSTEM/EQUIPMENT	--	5%	--	--	--	--	--
2.12	INSTALLATION OF ESVS, IVS, LPBP VALVES, MS STRAINERS (INTERNAL), HRH STRAINERS (INTERNAL)	--	9%	--	--	--	--	--
2.13	ERECTION, ALIGNMENT AND WELDING OF CROSS AROUND PIPING	--	5%	--	--	--	--	--

BHEL-PSWR

Tender Specification No: BHE/PW/PUR/AMRT1-STG U-6,7 & 10/956 AND BHE/PW/PUR/AMRT1- STG U-8&9/957

TECHNICAL CONDITIONS OF CONTRACT (TCC)

Chapter-VII: Terms of Payment

		CND (1)	TUR (2)	GEN (3)	PMP & AUX/ EQ (4)	HEATERS (5)	MISCELL ANEOUS ITEMS (6)	INTEGR AL PPG (7)
2.14	FINAL BOX-UP OF LP TURBINE	--	5%	--	--	--	--	--
2.15	ASSEMBLY AND PREPARATION OF HYDRO-TEST, STEAM BLOWING DEVICES AND NORMALISATION ETC.	--	0%	--	--	--	--	--
2.16	FINAL BOXING UP OF PEDESTALS AFTER OIL FLUSHING COMPLETION	--	5%	--	--	--	--	--
	Subtotal for Steam Turbine		85%					
3	TURBO GENERATOR (15%)	--		--	--			--
3.1	PREPARATION OF FOUNDATION, LEVELLING, MATCHING AND GROUTING OF FOUNDATION PLATES	--	--	6%	--	--	--	--
3.2	LIFTING, LEVELLING AND ALIGNMENT OF STATOR (including erection and dismantling of strand Jack if used for stator lifting)	--	--	13%	--	--	--	--
3.3	FIXING OF END SHIELDS ON TO FOUNDATION BEAMS	--	--	7%	--	--	--	--
3.4	ROTOR INSERTION	--	--	8%	--	--	--	--
3.5	BOXING UP OF GENERATOR AND ASSEMBLY OF HYDROGEN SEALS	--	--	12%	--	--	--	--
3.6	ALIGNMENT OF GENERATOR ROTOR WITH LP TURBINE ROTOR, RUN-OUT CHECKS AND REAMING, HONING OF COUPLING HOLES AND FIXING OF COUPLING BOLTS	--	--	10%	--	--	--	--
3.7	ERECTION OF EXCITATION EQUIPMENTS & ALIGNMENT OF GEN.-EXCITER ROTORS INCLUDING SWING CHECK AND COMPLETION OF BALANCE WORKS	--	--	11%	--	--	--	--
3.8	INSTALLATION OF ENCLOSURES OF GENERATOR/EXCITER WITH ALL AUXILIARIES	--	--	6%	--	--	--	--
3.9	GROUTING OF GEN BEARING PEDESTALS AND EXCITOR	--	--	6%	--	--	--	--
3.10	FINAL GAS TIGHTNESS TEST OF STATOR WITH COMPLETE SYSTEM	--	--	6%	--	--	--	--
	Subtotal for Generator			85%				
4	PUMPS AND AUXILIARIES (13 %)	--	--		--			--
4.1	ERECTION / TESTING and commissioning OF MAIN OIL PUMP, JOP, EOP, AOP, CENTRALISED LUBE OIL PURIFICATION SYSTEM, ALONG WITH ALL AUXILLIARIES	--	--	--	18%	--	--	--

BHEL-PSWR

Tender Specification No: BHE/PW/PUR/AMRT1-STG U-6,7 & 10/956 AND BHE/PW/PUR/AMRT1- STG U-8&9/957

TECHNICAL CONDITIONS OF CONTRACT (TCC)

Chapter-VII: Terms of Payment

		CND (1)	TUR (2)	GEN (3)	PMP & AUX/ EQ (4)	HEATERS (5)	MISCELLANEOUS ITEMS (6)	INTEGRAL PPG (7)
4.2	ERECTION / TESTING and commissioning OF ONE MOTOR DRIVEN BFP, ALONG WITH ALL AUXILLIARIES	--	--	--	14%	--	--	--
4.3	ERECTION / TESTING and commissioning of TWO NOS MOTOR DRIVEN BFP, ALONG WITH ALL AUXILLIARIES	--	--	--	30%	--	--	--
4.5	ERECTION, TESTING, GROUTING ETC. OF DMCW (BOILER & TG) PUMPS	--	--	--	13%	--	--	--
4.6	ERECTION, TESTING, GROUTING ETC. OF CONDENSATE EXTRACTION PUMPS	--	--	--	10%	--	--	--
	Subtotal for pumps and Auxilliaris				85%			
5	HEATERS (5%)							
5.1	ERECTION, TESTING & COMMISSIONING OF HP & LP HEATERS	--	--	--	--	50%	--	--
5.2	ERECTION, TESTING & COMMISSIONING OF GLAND STEAM CONDENSER, DRAIN COOLERS	--	--	--	--	35%	--	--
5.3	ERECTION, TESTING & COMMISSIONING OF DE-AERATOR, FEED STORAGE TANK AND ASSOCIATED APPROACH PLATFORM WITH LADDERS ETC.	--	--	--	--	0%	--	--
	Subtotal FOR HEATERS	--	--	--	--	85%	--	--
6	MISCELLANEOUS ITEMS (13%)							
6.1	DEBRIS FILTERS, RE JOINTS, ME BELLOWS, DIRTY, CLEAN OIL TANKS, ENCLOSURES, CO2/H2 CYLIDER RACKS ETC	--	--	--	--	--	20%	--
6.2	ACW PUMPS, RELATED ITEMS/ BOILER FILL PUMPS	--	--	--	--	--	10%	--
6.3	ERECTION, TESTING & COMMISSIONING OF CONTROL FLUID TANK, C.F. COOLERS, C.F. PUMPS, PURIFICATION UNIT ETC.	--	--	--	--	--	9%	--
6.4	ERECTION, TESTING & COMMISSIONING OF FLASH TANKS & FLASH VESSELS	--	--	--	--	--	8%	--
6.5	ERECTION, TESTING & COMMISSIONING OF PLATE HEAT EXCHANGER PACKAGE	--	--	--	--	--	10%	--
6.6	ERECTION, TESTING & COMMISSIONING OF CONDENSER ON LOAD TUBE CLEANING PACKAGE/ CONDENSATE TRANSFER PUMPS	--	--	--	--	--	12%	--

BHEL-PSWR

Tender Specification No: BHE/PW/PUR/AMRT1-STG U-6,7 & 10/956 AND BHE/PW/PUR/AMRT1- STG U-8&9/957

TECHNICAL CONDITIONS OF CONTRACT (TCC)

Chapter-VII: Terms of Payment

		CND (1)	TUR (2)	GEN (3)	PMP & AUX/ EQ (4)	HEATERS (5)	MISCELLANEOUS ITEMS (6)	INTEGRAL PPG (7)
6.7	ERECTION, TESTING & COMMISSIONING OF SELF CLEANING STRAINER PACKAGE	--	--	--	--	--	8%	--
6.8	ERECTION, TESTING & COMMISSIONING OF MISC. HOISTS & CHAIN PULLEY BLOCKS.	--	--	--	--	--	8%	--
	Subtotal for MISCELLANEOUS ITEMS						85%	
7	INTEGRAL PIPING (16%)	--	--	--	--	--		--
7.1	Turbine Integral piping and Generator Integral piping consisting of Lube oil, Jacking oil, Oil vapour extraction, Seal Oil, Control oil, Seal steam, Condensate spray/Exhaust Hood spray, Turbine water drainage, Gas Piping, Primary Stator Water piping, etc including all accessories like thermowells, probes, orifices etc and hangers and supports (Erection and commissioning on prorata basis)	--	--	--	--	--		--
	Total for integral piping							85%
8	PIPING							
8.1	ON PRE-ASSEMBLY WHEREVER APPLICABLE (IF NOT APPLICABLE, THIS PORTION TO BE PAID ALONG WITH PLACEMENT IN POSITION)							
8.2	PLACEMENT IN POSITION							
8.3	ALIGNMENT							
8.4	WELDING/BOLTING/FIXING							
8.5	COMPLETION OF NON DESTRUCTIVE EXAMINATION & STRESS RELIEVING/ HEAT TREATMENT (if not applicable, then this portion to be clubbed with next activity)							
8.6	HANGERS & SUPPORTS ETC WHEREVER NECESSARY AS PER DRG							
8.7	HYDRAULIC TEST/PNEUMATIC TEST WHERE EVER APPLICABLE							
	Total for Prorata (85%)	85%	85%	85%	85%	85%	85%	85%
II	STAGE/MILESTONE PAYMENTS (15%)							
1	Boiler Light Up	0%	0%	0%	0%	0%	0%	0%
2	ABO	0%	0%	0%	0%	0%	0%	0%

BHEL-PSWR

Tender Specification No: BHE/PW/PUR/AMRT1-STG U-6,7 & 10/956 AND BHE/PW/PUR/AMRT1- STG U-8&9/957

TECHNICAL CONDITIONS OF CONTRACT (TCC)

Chapter-VII: Terms of Payment

		CND (1)	TUR (2)	GEN (3)	PMP & AUX/ EQ (4)	HEATERS (5)	MISCELLANEOUS ITEMS (6)	INTEGRAL PPG (7)
3	Steam Blowing	0%	0%	0%	0%	0%	0%	0%
4	Safety Valve Floating	0%	0%	0%	0%	0%	0%	0%
5	Oil Flushing (TG)	1%	1%	1%	1%	1%	1%	1%
6	Barring Gear (TG)	1%	1%	1%	1%	1%	1%	1%
7	Rolling and Synchronisation	3%	3%	3%	3%	3%	3%	3%
8	Coal Firing	0%	0%	0%	0%	0%	0%	0%
9	Full Load	2%	2%	2%	2%	2%	2%	2%
10	Trial Operation of Unit	2%	2%	2%	2%	2%	2%	2%
11	Painting (including arrow marking, nomenclature, etc)	2%	2%	2%	2%	2%	2%	2%
12	Area cleaning, temporary structures cutting/removal and return of scrap	1%	1%	1%	1%	1%	1%	1%
13	Punch List points/pending points liquidation	1%	1%	1%	1%	1%	1%	1%
14	Submission of 'As Built Drawings'							
15	Material Reconciliation	1%	1%	1%	1%	1%	1%	1%
16	Completion of Contractual Obligations	1%	1%	1%	1%	1%	1%	1%
	Total for Milestone/Stage payments (15%)	15%	15%	15%	15%	15%	15%	15%
	Total of I & II	100%	100%	100%	100%	100%	100%	100%

Note:

- Wherever application of INSULATION is applicable, same shall be covered under the respective item/equipment for 'Terms of Payment'.

TECHNICAL CONDITIONS OF CONTRACT (TCC)

Chapter-VIII: Taxes and Other Duties

8.1 TAXES, DUTIES, LEVIES

8.1.1

The contractor shall pay all (save the specific exclusions as enumerated in this contract) taxes, fees, license charges, deposits, duties, tools, royalty, commissions or other charges which may be levied on the input goods & services consumed and output goods & services delivered in course of his operations in executing the contract. In case BHEL is forced to pay any of such taxes, BHEL shall have the right to recover the same from his bills or otherwise as deemed fit.

However, provisions regarding Service Tax and Value Added Tax (VAT) on output services and goods shall be as per following clauses.

8.1.2 Service Tax & Cess on Service Tax

Service Tax and Cess on Service Tax as applicable on Services are excluded from contractor's scope; therefore contractor's price/rates shall be **exclusive** of Service Tax and Cess on Services. In case, it becomes mandatory for the contractor under provisions of relevant act/law to collect the Service Tax & Cess from BHEL and pay the same to the concerned tax authorities, such applicable amount will be paid by BHEL at the prevailing Service Tax Rate (presently 10.3 %) on the admitted bill value.

Contractor shall submit to BHEL documentary evidence of Service Tax registration certificate specifying name of services covered under this contract. Contractor shall submit serially numbered Service Tax and Cess Invoice, signed by him or a person authorized by him in respect of taxable service provided, and shall contain the following, namely,

- I. The name, address and the registration number of the contractor,
- II. The name and address of the party receiving taxable service,
- III. Description, classification and value of taxable service provided and,
- IV. The service tax payable thereon.

All the Four conditions shall be fulfilled in the invoice before release of service tax payment.

Wherever, more than one route/option are available for discharge of service tax liability under a particular service, (e.g. "works contract Service"), contractor shall obtain prior written consent from BHEL site before billing the amount towards Service Tax.

8.1.3 VAT (Sales Tax /WCT)

As regards Value Added Tax (VAT) on transfer of property in goods involved in Works Contract (previously known as Works Contract Tax) applicable as per local laws, the price quoted by the contractor shall be **exclusive** of the same. Where such taxes are required to be paid by the contractor, this will be reimbursed on production of proof of payment made to the authorities by the Contractor. In any case the Contractor shall register himself with the respective Sales Tax authorities of the state and submit proof of such registration to BHEL along with the first RA bill. The contractor has to take all necessary steps to **minimize tax on input goods** by purchasing the materials from any registered dealer of the concerned state only. In case contractor opts for composition, it will be with the prior express consent of BHEL. Deduction of tax at source shall be made as per the provisions of law unless otherwise found exempted. In case tax is

TECHNICAL CONDITIONS OF CONTRACT (TCC)

Chapter-VIII: Taxes and Other Duties

deducted at source as per the provisions of law, this is to be construed as an advance tax paid by the contractor and no reimbursement thereof will be made unless specifically agreed to.

8.1.4 Modalities of Tax Incidence on BHEL

Wherever the relevant tax laws permit more than one option or methodology for discharging the liability of tax/levy/duty, BHEL will have the right to adopt the appropriate one considering the amount of tax liability on BHEL/Client as well as procedural simplicity with regard to assessment of the liability. The option chosen by BHEL shall be binding on the Contractor for discharging the obligation of BHEL in respect of the tax liability to the Contractor.

8.1.5 New Taxes/Levies

In case the Government imposes any new levy/tax on the output service/ goods/work after award of the contract, the same shall be reimbursed by BHEL at actual.

In case any new tax/levy/duty etc. becomes applicable after the date of Bidder's offer, the Bidder/Contractor must convey its impact on his price duly substantiated by documentary evidence in support of the same **before opening of Price Bid**. Claim for any such impact after opening the Price Bid will not be considered by BHEL for reimbursement of tax or reassessment of offer.

No reimbursement/recovery on account of increase/reduction in the rate of taxes, levies, duties etc. on input goods/services/work shall be made. Such impact shall be taken care of by the Price Variation/Adjustment Clause (PVC) if any. In case PVC is not applicable for the contract, Bidder has to make his own assessment of the impact of future variation if any, in rates of taxes/duties/ levies etc. in his price bid.

8.1.6 Submission of Periodical Reports

Contractor shall submit periodical reports in respect of following aspects of operation:

- 1) Consumption of welding electrodes and gases
- 2) Consumption of construction power
- 3) Manpower reports
- 4) Daily and Monthly Progress reports
- 5) Field calibration reports

BHEL at site will inform formats for these reports.

8.1.7 It is the responsibility of the contractor to arrange gate pass for all his employees, T&P etc. Necessary coordination with customer officials is the responsibility of the contractor. Contractor to follow all the procedures laid down by the customer for making gate passes. Where permitted, by customer/ BHEL, to work beyond normal working hours, the contractor shall arrange necessary work permit for working beyond normal working hours

8.2 BUILDING & OTHER CONSTRUCTION WORKERS (REGULATION OF EMPLOYMENT AND CONDITIONS OF SERVICE) ACT, 1996 (BOCW Act) AND RULES OF 1998 READ

BHEL-PSWR

Tender Specification No: BHE/PW/PUR/AMRT1-STG U-6,7 & 10/956 AND BHE/PW/PUR/AMRT1- STG U-8&9/957

Technical Conditions of Contract –Volume I A (Part I : Contract Specific Details)

Page 49

TECHNICAL CONDITIONS OF CONTRACT (TCC)

Chapter-VIII: Taxes and Other Duties

WITH BUILDING & OTHER CONSTRUCTION WORKERS CESS Act, 1996 & CESS RULES, 1998.

In case any portion of work involves execution through building or construction workers, then compliance to the above titled Acts shall be ensured by the contractor and contractor shall obtain license and deposit the cess under the Act. In the circumstances it may be ensured as under:-

- i. It shall be the sole responsibility of the contractor in the capacity of employer to forthwith (within a period of 15 days from the award of work) apply for a licence to the Competent Authority under the BOCW Act and obtain proper certificate thereof by specifying the scope of its work. It shall also be responsibility of the contractor to furnish a copy of such certificate of licence / permission to BHEL within a period of one month from the date of award of contract.
- ii. It shall be the sole responsibility of the contractor as employer to ensure compliance of all the statutory obligations under these act and rules including that of payment / deposit of 1% cess on the extant of work involving building or construction workers engaged by the contractor within a period of one month from the receipt of payment.
- iii. It shall be the responsibility of the sub-contractor to furnish the receipts / challans towards deposit of the cess together with the number, name and other details of beneficiaries (building workers) engaged by the sub-contractor during the preceding month.
- iv. It shall be the absolute responsibility of the sub-contractor to make payment of all statutory payments & compensations to its workers including that is provided under the Workmen's Compensation Act, 1923.

TECHNICAL CONDITIONS OF CONTRACT (TCC)

Chapter-IX : SPECIFIC INCLUSIONS

SPECIFIC INCLUSIONS

9.1

All terminal connections for equipment & piping covered in this specification.

9.2

Impulse/ pneumatic piping between customer's battery limit and equipments.

9.3

Servicing and assembly of control valves/regulating valves, fixing of filter elements/strainers & steam blowing & blanking devices in LP bypass, MS strainer, HRH strainer & and blanking of LP bypass, ESV & IV system, for hydro test, steam blowing etc is the part of scope of work.

9.4

It may be specifically noted that it should not be construed or claimed by the contractor that with the technical specification and "exclusions and/or inclusions" detailed in this tender specification, BHEL has covered the entire scope of work and/or the details thereof to be executed by the contractor.

9.5

Complete control fluid system of both HP and LP bypass system is included in this specification. Associated assistance for commissioning like lube oil flushing, filling and topping up of lube oil etc shall be part of the work.

9.6

Assembly and installation of strainer elements of MS and HRH system is within the scope of work. Cleaning of these strainer elements during trial operation of machine is also covered under this scope.

9.7

Chipping of foundation, placement, erection, alignment, commissioning, grouting, mounting of equipment mount instruments, panels and other fittings of BHEL (PEM bought out items) supplied pumps & packages are in scope of the work. Erection and commissioning of these equipments/pumps & packages will be required to complete and meet the commissioning schedule/ milestone activities of other areas like boiler, etc. Contractor shall plan and complete erection & commissioning of these equipments on priority as per decision of BHEL engineer/customer requirement. Details of such systems are furnished in relevant appendix.

9.8

Most of the Misc. Pumps with drive motors, base frame, fittings etc will be supplied in loose parts/ dismantled condition as skid mount. These pumps along with drive and fittings shall be assembled at site. The Delivery will be taken from BHEL stores/storage yard and will be assembled/ installed at different locations as per drawing and instruction of BHEL Engineer at site. The work involved is preservation, assembly, installation, erection, alignment, foundation

TECHNICAL CONDITIONS OF CONTRACT (TCC)

Chapter-IX : SPECIFIC INCLUSIONS

grouting including providing non-shrink free flow grout mix material, fixing of loose items, filling of lubricants, greasing, commissioning, no load/ load trial run of motors & pumps. All the works shall be carried out as part of scope of work.

These Misc. pumps will be required for erection and commissioning of other systems, pipings, equipments which will be under scope of erection of other agencies. Contractor shall carry out the installation, erection and alignment works etc. as per priority decided by BHEL Engineer at site to enable the other agencies to proceed with their work. Contractor shall carry out the welding of terminal point/interface/matching & connected flanges joints, pipe joints etc. of other system & other agencies as scope of work. The decision of BHEL Engineer shall be final and binding on contractor.

9.9

Electric wire rope hoists shall be erected tested and commissioned for vacuum pump motor handling and CW butterfly valves handling. Chain pulley blocks with trolley (manual operated) shall be erected, tested and commissioned for control fluid system, central lube oil system etc.

9.10

CONSUMABLES

The contractor shall provide all consumables required for carrying out the work covered under these specifications excepting those which are specifically indicated as BHEL scope.

TG special consumables like hylomar / golden hermetite / stag-b / molykote/ anabond compounds / rubber fixing compounds etc will have to be arranged by the contractor.

9.11

All consumables to be used for the work shall have prior approval of BHEL engineer with regard to brand and quality specifications. Test reports / certificates in respect of these consumables, wherever applicable, shall be submitted to BHEL engineer.

9.12

PRIMERS & PAINTS

BHEL will provide paint & primer for final painting only. Primers and paints for other requirements are in contractor's scope.

9.13

WELDING ELECTRODES, FILLER WIRES FOR TIG WELDING AND GASES

All welding consumables including filler wires are in the contractor's scope.

9.14

All the required welding electrodes as approved by BHEL shall be arranged by contractor at his cost. It shall be the responsibility of the contractor to obtain prior approval of BHEL, before

TECHNICAL CONDITIONS OF CONTRACT (TCC)

Chapter-IX : SPECIFIC INCLUSIONS

procurement, regarding manufacturer, type of electrodes etc. on receipt of the electrodes at site, it shall be subject to inspection and approval by BHEL regarding type of electrodes, batch number, date of expiry etc. Batch test certificates shall be made available for verification & record before the actual use of the welding consumables.

BHEL reserves the right to reject the use of any electrodes, if found non-acceptable because of bad quality, deterioration in quality due to improper storage, shelf life expiry, unapproved type / brand etc.

9.15

The contractor shall provide all consumables required for carrying out the work covered under this scope of work including TIG wires for welding of piping joints.

9.16

All the required gases like argon, oxygen, and acetylene etc including required high purity nitrogen gas (for purging of generator stator water system) shall be arranged by the contractor at his cost.

TECHNICAL CONDITIONS OF CONTRACT (TCC)

Chapter-X : SPECIFIC EXCLUSIONS

10.0 EXCLUSIONS

The following are specific exclusions from the scope of work/ specification:-

- A) Regenerative system piping is excluded from the scope. For details of piping included in scope of this tender specification, please refer 'annexure-I' enclosed herewith.**
- B) All cable connections, except those specified as scope of work.
- C) Measuring instruments, monitoring, relaying, protection and signaling equipments other than those supplied with the equipments by / on behalf of BHEL and which have been indicated as scope of work.
- D) Erection, testing and commissioning of electrical panels and starting resistors for DC JOP and DC EOP pumps
- E) Electrical testing of motors, turbo-generator. However erection of these items will be under the scope of this tender specification.
- F) Impulse piping and fittings from the tapping points of various equipments other than those specified as scope of work.
- G) Civil works to the extent not specifically provided for in this tender.
- H) Supply of materials for temporary piping (pipe, valve, structural steel etc.) required for hydraulic test, chemical cleaning, flushing or steam/air blowing of the pipelines.
- I) Supply of chemicals and lube oil for pre-commissioning and commissioning activities.
- J) Some sub-delivery items and electrical components such as push-buttons, junction boxes etc.
- K) E&C work of cable trays, cables and earthing etc
- L) All electrical and control & instrumentation items except those specified elsewhere in these specifications.
- M) Supply of primer and paints for final painting
- N) Pneumatic copper tubing and fittings thereof.

TECHNICAL CONDITIONS OF CONTRACT (TCC)
Annexure-I
WEIGHT DETAILS

For Each Unit

Turbine

S N	PkgNo	Description	Gross Weight (In KG)
1	501	SOLE PLATE PEDESTAL ANCHOR	2510
2	503	BASE PLATE ASSEMBLY	4500
3	504	BASE PLATE ASSEMBLY	2560
4	505	BASE PLATE L.P.CASING	2680
5	507	LP OUTER CASING PARTS	8085
6	508	LP OUTER CASING PARTS	8085
7	509	LPC OUTER CASING PARTS	2500
8	510	LPC OUTER CASING PARTS	2500
9	511/1	COMPONENTS OF LP CASING UPPER PART	495
10	511/2	L.P OUTER CASING PARTS	900
11	512	ASSEMBLY DEVICES	180
12	513	INSPECTION SHAFT FOR IPC	775
13	514	VALVE SUPPORT FOR HP OVERHAUL	800
14	515	COMPONENTS OF ASSY.FIXTURE FOR HPT	6864
15	516	COMPONENTS OF ASSEMBLY FIXTURE OF HPT	1800
16	517	COMPONENTS OF ASSY.FIXTURE FOR HPT	3352
17	518	COMPONENTS OF ASSEMBLY FIXTURE FOR H.P.TURBINE	3356
18	519	HP-IP BREARING PEDESTAL ASSLY.	13275
19	520/1	HP/IP BRG.PED.PARTS	438

BHEL-PSWR

Tender Specification No: BHE/PW/PUR/AMRT1-STG U-6,7 & 10/956 AND BHE/PW/PUR/AMRT1- STG U-8&9/957

TECHNICAL CONDITIONS OF CONTRACT (TCC)
Annexure-I
WEIGHT DETAILS

20	520/2	HP/IP BRG.PED.PARTS	37
21	521	AUXILIARIES OF LP TURBINE	2100
22	522	AUXILIARIES OF LP TURBINE	1142
23	523	AUXILIARIES OF LP TURBINE	1142
24	524	LP JOINT COVERING	1041
25	525	ASSEMBLY TOOLS	560
26	526	CAP(SPRING SUPPORT)	400
27	527	CAP(SPRING SUPPORT)	400
28	528	CAP (COMPEN.ASSY)	3316
29	529	CAP (COMPEN.ASSY)	3512
30	530	CAP(OBLIQUE REDUCER ASSLY)	590
31	531	CAP (MITRE BEND ASSY)	670
32	532	CAP (COMPEN.ASSY)	3512
33	534	CAP (MAN-HOLE ASSLY)	750
34	535	CAP (MAN-HOLE ASSLY)	750
35	536	CAP(MITRE BEND ASSY)	670
36	537	CAP (MITRE BEND ASSY)	670
37	538	CAP (PIPE ASSLY)	645
38	539	CAP (MITRE BEND ASSY)	670
39	541	LONGITUDINAL GIRDER (LEFT)	15182
40	542	LONGITUDINAL GIRDER (RIGHT)	15182
41	543	LP FRONT WALL (TS)	10053
42	544	LP FRONT WALL (GS)	10053

BHEL-PSWR

Tender Specification No: BHE/PW/PUR/AMRT1-STG U-6,7 & 10/956 AND BHE/PW/PUR/AMRT1- STG U-8&9/957

TECHNICAL CONDITIONS OF CONTRACT (TCC)

Annexure-I

WEIGHT DETAILS

43	545/1	LP SHAFT SEALING FRONT	2260
44	545/2	LP SHAFT SEAL COMPENSATOR ASSLY.(TS)	1456
45	546/1	LP SHAFT SEALING (REAR)	2260
46	546/2	LP SHAFT SEAL COMPENSATOR ASSLY.(GS)	1456
47	550/1	LP CASING ASSEMBLY (FASTENERS)	2653
48	550/2	LP CASING ASSEMBLY (PARTS)	4689
49	550/3	LP CASING ASSEMBLY (PARTS)	340
50	551	EXTRACTION PIPE LINE (LPC)	520
51	552	EXTRACTION PIPE LINE (LPC)	670
52	553	EXTRACTION PIPE LINE (LPC)	1004
53	554	EXTRACTION PIPE LINE (LPC)	650
54	555	EXTRACTION PIPE LINE (LPC)	650
55	556	EXTRACTION PIPE LINE (LPC)	575
56	557	EXTRACTION PIPE LINE (LPC)	307
57	558	EXTRACTION PIPE LINE (LPC)	689
58	560	EXTRACTION PIPE LINE (LPC)	530
59	561	EXTRACTION PIPE LINE(LPC)	366
60	562	L.P. EXTRACTION PIPE SHEATHING	1290
61	563/1	INNER GUIDE PLATE OF DIFFUSER (TS)	2118
62	563/2	INNER GUIDE PLATE OF DIFFUSER (GS)	2118
63	564	DIFFUSER (TS)	3640
64	565	DIFFUSER (GS)	3640
65	566	AUXILIARIES OF I.P. TURBINE	390

BHEL-PSWR

Tender Specification No: BHE/PW/PUR/AMRT1-STG U-6,7 & 10/956 AND BHE/PW/PUR/AMRT1- STG U-8&9/957

Technical Conditions of Contract –Volume I A (Part I : Contract Specific Details)

Page 57

TECHNICAL CONDITIONS OF CONTRACT (TCC)
Annexure-I
WEIGHT DETAILS

66	567	AUXILIARIES OF I.P. TURBINE	204
67	568	AUXILIARIES OF I.P. TURBINE	204
68	569	LP-GEN. PEDESTAL ASSEMBLY	10200
69	570	IP-LP PEDESTAL ASSEMBLY	14600
70	574	LP INNER OUTER CASING (U/H)	21750
71	575/1	LP INNER OUTER CASING (L/H) & LP INNER INNER CASING (L/H)	30907
72	575/2	LP INNER CASING ASSY.FASTENERS	1760
73	576	LP INNER-INNER CASING (U/H) PARTIAL	11722
74	577	STEAM INLET PIPE (LPT)	840
75	578	L.P. ROTOR	62049
76	579	BEARING PEDESTAL ARRANGT.PARTS	1100
77	581	STUD HEATING DEVICE AND BREECH NUT HEATING DEVICE.	315
78	582	GROMMET SLINGS	280
79	583	IP TURBINE	81679
80	584	HP TURBINE	56100
81	585	HP INLET ASSEMBLY	45
82	586	H.P.EXHAUST ASSEMBLY	1378
83	587	HPT RELATED PARTS & EXPN MEASUREMENTS	190
84	588/1	HP FRONT BEARING PEDESTAL	11939
85	588/2	HP FRONT BRG. PEDESTAL PARTS	844
86	589	I.P TURBINE PARTS	285
87	591	RATING, COLLABORATION AND MONOGRAM PLATES	50

BHEL-PSWR

Tender Specification No: BHE/PW/PUR/AMRT1-STG U-6,7 & 10/956 AND BHE/PW/PUR/AMRT1- STG U-8&9/957

TECHNICAL CONDITIONS OF CONTRACT (TCC)
Annexure-I
WEIGHT DETAILS

88	593	OIL FLUSHING AND PRESSURE TEST DEVICE	130
89	594	SUPPORT FOR IV VALVE	410
90	600	STEAM BLOWING & HYD. TEST DEV.	2730
91	602	TOOLS AND PACKING DEVICES	684
92	606	ASSEMBLY DEVICE FOR VALVES	213
93	609/1	ESV & CV CASING WITH VALVES	9800
94	609/2	ESV & CV CASING WITH VALVES	9800
95	610/1	IV & CV CASING WITH VALVES.	21500
96	610/2	IV & CV CASING WITH VALVES.	21500
97	610/3	PARTS OF IV & CV CASING	100
98	610/4	PARTS OF IV & CV CASING	100
99	700	INJECTOR FOR SUC. PIPE NB350	1029
100	702	MAIN OIL TANK & NOZZLE ARRGT. ASSY.	9100
101	703	MAIN OIL TANK & NOZZLE ARRANGE MENT	550
102	704	OIL STRIPPER	133
103	705	OIL STRAINERS	568
104	708	VARIABLE ORIFICES THROTTLE VAL VES & FLUSHING PARTS	115
105	709	HOUSING FOR MS STRAINER	2200
106	710	HOUSING FOR M.S STRAINER	2200
107	711	STEAM STRAINER ASSEMBLY DEVICE MS & HRH	652
108	714	HOUSING FOR HRH STEAM STRAINER	3500
109	715	HOUSING FOR HRH STEAM STRAINER	3500
110	716	STEAM STRAINER (MS)	374

BHEL-PSWR

Tender Specification No: BHE/PW/PUR/AMRT1-STG U-6,7 & 10/956 AND BHE/PW/PUR/AMRT1- STG U-8&9/957

TECHNICAL CONDITIONS OF CONTRACT (TCC)
Annexure-I
WEIGHT DETAILS

111	717	STEAM STRAINER (HRH)	485
112	718/1	BLANKING ARRANGEMENT FOR MS STRAINER HOUSING	907
113	718/2	BLANKING ARRANGEMENT FOR HRH STEAM STRAINER HOUSING	2038
114	719	STEAM STRAINER HOUSING GASKETS	50
115	720	COMPENSATOR	50
116	725	LEAKAGE OIL TANK	515
117	728	WASTE OIL TANK	515
118	729	INJECTOR FOR SUC. PIPE NB 400	922
119	801	TURBINE INSTRUMENTS RACKS (FRAMES)	2690
120	802	TURBINE INSTRUMENTS RACKS	765
121	803	IMPULSE PIPES (CARBON STEEL)	1585
122	804	PRESS.TRANSMITTERS,SWITCHES & GAUGES	825
123	805	TRANSMITTERS & J.B.OF BEARINGS	110
124	806	IMPULSE PIPES (ALLOY STEEL)	400
		Sub total (Turbine)	584159

For Each Unit

Generator

S N	PkgNo	Description	Gross Weight (In KG)
1	201	FOUNDATION ITEMS OF GENERATOR	4656
2	202	FOUNDATION ITEMS OF GENERATOR	3374
3	203	CONSUMABLES FOR FOUNDATION	15

BHEL-PSWR

Tender Specification No: BHE/PW/PUR/AMRT1-STG U-6,7 & 10/956 AND BHE/PW/PUR/AMRT1- STG U-8&9/957

TECHNICAL CONDITIONS OF CONTRACT (TCC)
Annexure-I
WEIGHT DETAILS

4	204	GENERATOR STATOR	220000
5	205	GENERATOR ROTOR	47742
6	206	END SHIELD (TE) LOWER HALF	6020
7	207	END SHIELD (EE) LOWER HALF	6020
8	209	H.V.BUSHING	590
9	209/1	LOOSE ITEMS OF WOUND STATOR	1010
10	213	GENERATOR ACCESSORIES	1546
11	214	GENERATOR ACCESSORIES (TERMINAL BUSHING BOX)	4075
12	215	GAS BAFFLE RING,INSERT COVER ETC.	4364
13	216	BEARING SHELLS	953
14	217	END SHIELD (EE) UPPER HALF	5620
15	218	END SHIELD (TE) UPPER HALF	5620
16	219	SEAL RINGS	73
17	220	DEVICE FOR ROTOR INSERTION INTO STATOR	1036
18	221	ERECTION DEVICES	997
19	222	WIRE ROPES	201
20	223	DRY AIR BLOWER	190
21	224	TERMINAL CONNECTORS	506
22	226	CONSUMABLES	30
23	230	BRUSHLESS EXCITER SET	22386
24	231	EXCITER FRONT COVER	4122
25	231/1	RR WHL.COVER & SEALING WALL DE FOR EXCITER	970
26	232	EXCITER REAR COVER	3909

BHEL-PSWR

Tender Specification No: BHE/PW/PUR/AMRT1-STG U-6,7 & 10/956 AND BHE/PW/PUR/AMRT1- STG U-8&9/957

TECHNICAL CONDITIONS OF CONTRACT (TCC)
Annexure-I
WEIGHT DETAILS

27	233	EXCITER BED PLATE ACCESSORIES	3212
28	234	EXCITER ACCESSORIES	350
29	236	COOLER RACK ASSEMBLY FOR EXCITER	1551
30	250	SEAL OIL UNIT	9325
31	251	SEAL OIL STORAGE TANK	1460
32	252	GAS UNIT	1150
33	253	HYDROGEN DISTRIBUTOR	333
34	254	CO2 DISTRIBUTOR	247
35	256	LIQUID DETECTOR RACK	450
36	258	LOOSE VALVES	959
37	259	LOOSE INSTRUMENTS	40
38	260	CO2 VAPOURISER	225
39	10002	GEN INSTRUMENTATION CABINET	675
		Sub Total (Generator)	366002

For Each Unit

Condenser

S N	PkgNo	Description	Gross Weight (In KG)
1	78001	HOTWELL	6913
2	78004	BOTTOM PLATE(FRONT/REAR PART)	6793
3	78005	BOTTOM PLATE(FRONT/REAR PART)	6793
4	78006	BOTTOM PLATE(MIDDLE PART) BOTTOM PLATE(MIDDLE PART)	8296
5	78010	LOOSE ITEMS(BOTTOM PLATE)	271
6	78012	SPRING ELEMENT (COND.SUPPORT)	3650

BHEL-PSWR

Tender Specification No: BHE/PW/PUR/AMRT1-STG U-6,7 & 10/956 AND BHE/PW/PUR/AMRT1- STG U-8&9/957

TECHNICAL CONDITIONS OF CONTRACT (TCC)
Annexure-I
WEIGHT DETAILS

7	78013	SPRING ELEMENT (COND.SUPPORT)	3650
8	78014	SPRING ELEMENT (COND. SUPPORT)	3650
9	78015	SPRING ELEMENT (COND. SUPPORT)	3650
10	78018	LOOSE ITEM (COND. SUPPORT)	4775
11	78020	FRONT WATER CHAMBER (GEN.SIDE)	5839
12	78022	FRONT WATER BOX (GEN SIDE)	14260
13	78023	FRONT WATER CHAMBER (TUR.SIDE)	5829
14	78025	FRONT WATER BOX (TUR SIDE)	14255
15	78026	REAR WATER CHAMBER (GEN.SIDE)	5829
16	78028	REAR WATER BOX (GEN SIDE)	9330
17	78029	REAR WATER CHAMBER (TUR.SIDE)	5829
18	78031	REAR WATER BOX (TUR SIDE)	9330
19	78032	SIDE WALL(TUR.END)	7120
20	78038	LOOSE ITEMS(SIDE WALL-TUR.END)	782
21	78040	SIDE WALL(GEN.END)	7120
22	78046	LOOSE ITEMS(SIDE WALL-GEN.END)	782
23	78048	RODS (SHELL INTERNALS)	4780
24	78049	RODS (SHELL INTERNALS)	4780
25	78050	RODS (SHELL INTERNALS)	4780
26	78051	RODS (SHELL INTERNALS)	4780
27	78055	RODS (SHELL INTERNALS)	600
28	78056	RODS (SHELL INTERNALS)	4600
29	78058	AIR EXTRACTION PIPING	1200

BHEL-PSWR

Tender Specification No: BHE/PW/PUR/AMRT1-STG U-6,7 & 10/956 AND BHE/PW/PUR/AMRT1- STG U-8&9/957

TECHNICAL CONDITIONS OF CONTRACT (TCC)
Annexure-I
WEIGHT DETAILS

30	78059	SUPPORT TUBE PLATES(SHELL INTERNALS)	5400
31	78060	SUPPORT TUBE PLATES(SHELL INTERNALS)	5400
32	78061	SUPPORT TUBE PLATES(SHELL INTERNALS)	5400
33	78062	SUPPORT TUBE PLATES(SHELL INTERNALS)	5400
34	78063	SUPPORT TUBE PLATE(SHELL INTERNALS)	5400
35	78064	SUPPORT TUBE PLATES(SHELL INTERNALS)	5400
36	78065	SUPPORT TUBE PLATES(SHELL INTERNALS)	5400
37	78069	LOOSE ITEMS (SHELL INTERNALS)	7560
38	78070	LOOSE ITEMS (SHELL INTERNALS)	350
39	78071	LOOSE ITEMS (SHELL INTERNALS)	4655
40	78075	LOWER DOME WALL (TUR.SIDE) LOWER PART	8767
41	78076	LOWER DOME WALL (TUR.SIDE) UPPER PART	700
42	78078	LOOSE ITEMS (LOWER DOME WALL -TUR. SIDE)	270
43	79563	LOWER DOME WALL (GEN.SIDE) LOWER PART	7698
44	79564	LOWER DOME WALL (GEN.END) UPPER PART	700
45	79566	LOOSE ITEMS (LOWER DOME WALL -GEN. SIDE)	270
46	79569	LOWER DOME WALL (FWB SIDE) LOWER PART	6012
47	78110	LOWER DOME WALL (FWB SIDE) UPPER PART	1444
48	78112	LOOSE ITEMS (LOWER DOME WALL	550
49	78115	LOWER DOME WALL (RWB SIDE)	6727
50	78116	LOWER DOME WALL (R.W/B SIDE)	1427
51	78118	LOOSE ITEMS (LOWER DOME WALL RWB SIDE)	215
52	78121	PIPES(DOME INTERNAL STIFFENING)	726

BHEL-PSWR

Tender Specification No: BHE/PW/PUR/AMRT1-STG U-6,7 & 10/956 AND BHE/PW/PUR/AMRT1- STG U-8&9/957

TECHNICAL CONDITIONS OF CONTRACT (TCC)
Annexure-I
WEIGHT DETAILS

53	78122	PIPES(DOME INTERNAL STIFFENING	726
54	78123	PIPES(DOME INTERNAL STIFFENING	726
55	78124	PIPES(DOME INTERNAL STIFFENING	726
56	78125	PIPES(DOME INTERNAL STIFFENING	382
57	78126	PIPES(DOME INTERNAL STIFFENING	382
58	78127	PIPES(DOME INTERNAL STIFFENING	4300
59	78128	DOME INTERNAL STIFFENING	4295
60	78132	UPPER DOME WALL(TUR. SIDE)	1083
61	78133	UPPER DOME WALL(GEN. SIDE)	1083
62	78136	UPPER DOME WALL(FWB SIDE)	3635
63	78137	LOOSE ITEMS (UPPER DOME WALL -FWB SIDE	475
64	78138	LOOSE ITEMS (UPPER DOME WALL -FWB SIDE	410
65	78139	UPPER DOME WALL(RWB SIDE)	3270
66	78142	LOOSE ITEMS (W/B HINGE ARRGT.)	2600
67	78143	LOOSE ITEMS (W/B HINGE ARRGT.)	2135
68	78150	FRAME (W/BOX HINGE ARRGT)	650
69	78151	FRAME (W/BOX HINGE ARRGT)	650
70	78154	STEAM THROW DEVICE	1041
71	78155	STEAM THROW DEVICE	1041
72	78157	LOOSE ITEMS (CONDENSER)	600
73	78158	LOOSE ITEMS (CONDENSER)	380
74	78159	LOOSE ITEMS (CONDENSER)	275
75	78160	FASTENERS (CONDENSER)	1450

BHEL-PSWR

Tender Specification No: BHE/PW/PUR/AMRT1-STG U-6,7 & 10/956 AND BHE/PW/PUR/AMRT1- STG U-8&9/957

TECHNICAL CONDITIONS OF CONTRACT (TCC)
Annexure-I
WEIGHT DETAILS

76	78161	LOOSE ITEMS (CONDENSER)	6
77	78162	LOOSE ITEMS (CONDENSER)	200
78	78163	TOOLS & TACKLES (CONDENSER)	600
79	78166	STAND PIPE NO.1 (CONDENSER)	60
80	78167	LOOSE ITEMS (STAND PIPE)	300
81	78169	STAND PIPE NO.2 (CONDENSER)	62
82	78175	CONDENSER INSTRUMENTATION	670
83	78176	CONDENSER INSTRUMENTATION	145
84	78177	CONDENSER INSTRUMENTATION	74
85	78301	GLAND STEAM CONDENSER	825
86	78302	STAND PIPE/LOOSE ITEM (GSC)	200
87	78304	LOOSE ITEMS OF GSC (FRAGILE)	100
88	78305	LOOSE ITEMS GSC(NON FRAGILE)	320
89	78310	DRAIN COOLER	3500
90	78311	LOOSE ITEMS (DRAIN COOLER)	101
91	78312	LOOSE ITEMS (DRAIN COOLER)	24
92	78313	LOOSE ITEMS (DRAIN COOLER)	6
93	78315	LP HEATER NO.1	11800
94	78316	LP HEATER NO.1&STAND PIPES	150
95	78317	LP HEATER NO.1 STAND PIPE	50
96	78318	LPH1 PANAL MOUNTED INSTRUMENT	65
97	78319	LOOSE ITEMS LP HEATER NO. 1	150
98	78321	LP HEATER NO.2	9950

BHEL-PSWR

Tender Specification No: BHE/PW/PUR/AMRT1-STG U-6,7 & 10/956 AND BHE/PW/PUR/AMRT1- STG U-8&9/957

TECHNICAL CONDITIONS OF CONTRACT (TCC)
Annexure-I
WEIGHT DETAILS

99	78322	LP HEATER NO.2&STAND PIPES(LOOSE ITEMS)	140
100	78324	LP HEATER NO.2, INSTRUMENTS	130
101	78325	LP HEATER NO.2, STAND PIPES	100
102	78326	LOOSE ITEMS, LP HEATER NO.2	200
103	78328	LP HEATER NO.3	9875
104	78329	LP HEATER NO.3&STAND PIPES(LOOSE ITEMS)	140
105	78331	LP HEATER NO. 3, INSTRUMENTS	250
106	78332	LP HEATER NO. 3, STAND PIPES	100
107	78333	LP HEATER NO. 3,INSTRUMENTS	125
108	78401	TUBRINE OIL COOLER	8200
109	78402	TUBRINE OIL COOLER	8200
110	78406	LOOSE ITEMS (TOC)	80
111	78407	LOOSE ITEMS (TOC)	60
112	78431	EXCITER AIR COOLER	892
113	78432	EXCITER AIR COOLER	892
		Sub Total (Condenser)	337194

For Each Unit

Hardwar BOI Items

ITEM ID	QTY SET	ITEM DESC
BG001	131NO	EMPTY H2 CYLINDER
BG002	63NO	EMPTY CO2 CYLINDER
BG005	1ST	MOISTURE MEASURING SYSTEM

BHEL-PSWR

Tender Specification No: BHE/PW/PUR/AMRT1-STG U-6,7 & 10/956 AND BHE/PW/PUR/AMRT1- STG U-8&9/957

TECHNICAL CONDITIONS OF CONTRACT (TCC)
Annexure-I
WEIGHT DETAILS

BG007	2NO	VAPOUR EXHAUSTER
BG008	1ST	MOTORISED TEMPERATURE CONTROL VALVE FOR COLD GAS
BG009	1NO	H2 GAS ANALYSER CABINET
BG011	2no	REFRIGERATION GAS DRYER
BG018	1NO	STARTING RESISTOR FOR DC S.O MOTOR
BG020	1No	SOUND ABSORBING COVER
BG080	1NO	STROBOSCOPE
BG090	1ST	GENERATOR INTEGRAL PIPING
BG091	1ST	HYDROGEN COOLERS PIPING
BH001	1ST	WELDED AUSTENITIC S.S. TUBES GR.304 (FOR CONDENSOR)
BH010	2NO	CONDENSOR AIR EVACUATION PACKAGE (VACUUM PUMP)
BH012	2NO	AIR EXHAUSTER WITH MOTOR (GSC AIR EXHAUSTER)
BT001	1NO	LIFTING BEAM
BT002	1ST	JACKING OIL PUMPS
BT003	1ST	AOP & EOP
BT004	1NO	DUPLEX FILTER (LUB.OIL)
BT005	1NO	DUPLEX FILTER (JACKING OIL)
BT006	1ST	BUTTERFLY VALVES
BT007	1NO	THREE WAY TEMP. CONTROL VALVE
BT008	1NO	DOUBLE THREE WAY VALVES
BT009	2NO	NRV WITH ALUMINIUM FLAP
BT010	2NO	PRESSURE LIMIT VALVE
BT011	1NO	OIL PURIFICATION UNIT (OIL CENTRIFUGE)

BHEL-PSWR

Tender Specification No: BHE/PW/PUR/AMRT1-STG U-6,7 & 10/956 AND BHE/PW/PUR/AMRT1- STG U-8&9/957

TECHNICAL CONDITIONS OF CONTRACT (TCC)
Annexure-I
WEIGHT DETAILS

BT012	2NO	OIL VAPOUR EXHAUSTER
BT013	4NO	LEAD DIAPHRAGM
BT014	1ST	SPRAY NOZZLES
BT015	1NO	DIRT CATCHERS
BT016	1ST	DAMPER
BT017	1ST	VARIABLE LOAD SPRING CAGES
BT023	73M3	TURBINE OIL
BT025	1NO	OIL PURIFICATION SYSTEM (CENTRAL)
BT026	1ST	GROUP CABLES
BT027	1ST	TURBINE INTEGRAL PIPING
BT028	1ST	H & S FOR TURBINE INTEGRAL PIPING
BT029	1ST	CALIBRATED FLOW NOZZLE ASSLY.
BT043	1800lt	CONTROL FLUID (FRF)
BT046	1ST	LP BYPASS STOP & CONTROL VALVE WITH EHA AND WATER INJECTION VALVE
BT065	1NO	GEAR PUMP (LUB. OIL RECIRCULATION)
BT070	1ST	LEVEL INSTRUMENTS FOR OIL SYSTEM
BT071	1ST	LEVEL INDICATORS FOR OIL TANKS
BT074	1NO	VACUUM BREAKER VALVE WITH PNEUMATIC ACTUATOR
BT075	1ST	SEAL STEAM SUPPLY & LEAKAGE STEAM CONTROL VALVE WITH PNEUMATIC ACTUATOR
BT080	1ST	EHA FOR TURBINE VALVES ALONGWITH HPSU
BT094	1NO	DC JACKING OIL & DC EMERGENCY OIL STARTER CABINETS

BHEL-PSWR

Tender Specification No: BHE/PW/PUR/AMRT1-STG U-6,7 & 10/956 AND BHE/PW/PUR/AMRT1- STG U-8&9/957

TECHNICAL CONDITIONS OF CONTRACT (TCC)

Annexure-I

WEIGHT DETAILS

Tentative Weight of TG/Generator Integral Piping for each unit may be taken as 65 MT. It may change depending upon final detailed engineering.

For Each Unit

BFP		
1	BFP skid (Pump assly. + Base plate+Tubing+seal coolers)	17310
2	Booster Pump Skid(Pump assly. + Base plate+ Tubing)	7533
3	Hydraulic Coupling assly. and accessories	10680
4	Hydraulic Coupling working oil cooler.	4425
5	Hydraulic Coupling lube oil cooler .	2325
6	Hydraulic Coupling loose items	2130
7	Suction Strainer for BP	2400
8	BFP Recirculation Valve	1050
9	Suction strainer for BFP	1380
10	Local Gauge Board racks with instruments	1950
11	Loose items with piping etc.	2449
12	Motor tubing	45000
	Total (BFP)	98632
CEP		
1	Condensate Extraction Pump Assembly	12300
2	Canister	5400
3	CEP Foundation Ring	1160
4	CEP suction Strainer	2700

BHEL-PSWR

Tender Specification No: BHE/PW/PUR/AMRT1-STG U-6,7 & 10/956 AND BHE/PW/PUR/AMRT1- STG U-8&9/957

TECHNICAL CONDITIONS OF CONTRACT (TCC)
Annexure-I
WEIGHT DETAILS

5	Motor Stool	1090
6	Local Gauge Board Rack	300
7	Loose items	420
8	CEP Motors	12000
	Total (CEP)	35370

For All 5 Units

S.N.	Scope	Total Quantity (For 5 Units)	Dimension in MM	Approx. Unit Wt
1	HP Heater No. 5	5 Nos.	10,800 (L) x 2400 (W) x 2200 (H)	33600
2	HP Heater No. 6	5 Nos.	12,100 (L) x 2400 (W) x 2200 (H)	43000
3. RE Joints				
3.1	Inlet Assy.	5 Set	2800 (L) x 3950 (W) x 6275 (H)	17200
3.2	Outlet Assy.	5 Set	3100 (L) x 3000 (W) x 3800 (H)	15200
4. Flash Tank				
4.1	HP Drain Flash Tank	5 Nos.	4100 (L) x 3000 (W) x 2900 (H)	4700
4.2	LP Drain Flash Tank	5 Nos.	3000 (L) x 2200 (W) x 2100 (H)	2200
4.3	Flash Vessel	5 Nos.	2600 (L) x 1500 (W) x 1450 (H)	1000
5. Misc Tanks				
5.1	Clean Oil Tank	2 Nos.	5500(L) x 4900(W) x 3400(H)	10300
5.2	Dirty Oil Tank	2 Nos.	5500(L) x 4900(W) x 3400(H)	10300
5.3	Oil Unloading Vessel	2 Nos.	2236(L) x 1200(W) x 900	580
5.4	DMCW Tank	5 Nos.	2900(L) x 2900(W) x 2800(H)	6000
6. BF Valves				
6.1	1800 Dia	20 Nos.	2800(L) x 2000(W) x 750(H)	7035
6.2	600 Dia	20 Nos.	1500(L) x 1100(W) x 400(H)	825
6.3	500 Dia	15 Nos.	1300(L) x 800(W) x 350(H)	645

BHEL-PSWR

Tender Specification No: BHE/PW/PUR/AMRT1-STG U-6,7 & 10/956 AND BHE/PW/PUR/AMRT1- STG U-8&9/957

TECHNICAL CONDITIONS OF CONTRACT (TCC)

Annexure-I

WEIGHT DETAILS

6.4	450 Dia	15 Nos.	1300(L) x 800(W) x 350(H)	445
6.4	400 Dia	15 Nos.	1100(L) x 600(W) x 300(H)	430

PEM BOI

FOR EACH UNIT

S N	Item	Qty	Weight (In Kg)
Electric Hoists			
1	Electric Hoist with straight path for ACW pumps & DMCW Pumps inside the TG Hall	1No. of Capacity 3 MT	450
2	Electric Hoist with straight path for Condenser Butterfly valves	1No. of Capacity 8 MT	580
3	Electric Hoist with straight path for Vacuum Pumps	1No. of Capacity 3 MT	450
4	Electric Hoist with straight path for ESP Control room	1No. of Capacity 3 MT	450
Chain Pulley Blocks:			
1	Chain Pulley Block and travel trolley for DMCW Pumps (SG) inside TG hall .	1 No. of Capacity 2MT	110
2	Chain Pulley Block for Sump Pumps lifting in TG hall.	1 No. of Capacity 2MT	70
3	Chain Pulley Block for Lube Oil Barrel handling	1 No. of Capacity 1MT	50
4	Chain Pulley Block for General Maintenance	1 No. of Capacity 3MT	85
3.	Plate Heat Exchangers with associated components/ items, attachment, fittings etc.- 2 sets .	Each of size- L-4500XW - 2000XH-3000 mm and weight-4500 kg	2x4500

BHEL-PSWR

Tender Specification No: BHE/PW/PUR/AMRT1-STG U-6,7 & 10/956 AND BHE/PW/PUR/AMRT1- STG U-8&9/957

TECHNICAL CONDITIONS OF CONTRACT (TCC)

Annexure-I

WEIGHT DETAILS

4.	Self Cleaning Strainers- 2Sets	Each of size L-3000xW-1500xH-1500 & weight 2500 Kg	2x2500
5.	Condenser On Load Tube Cleaning System (COLTS)- 2Sets (each set weighing about-6000 Kg.	Each set comprising of (i) Ball Injection Pipes. (ii) Ball re-circulating skid (iii) Ball Separator-/Ball collector strainer- (iv) D.P. Measuring system (v) Loose items	2x6000
6	Misc. Pumps		
1	Sump Pumps / Submersible Pumps -4 sets		4x500
2	DMCW Pumps (Horizontal) & Drive Motors – 3 Sets		3x6,500
3	DM CW Booster Pumps (Horizontal)- 2 Sets		2x1,500

NOTE:

1. The list is tentative and has been given to enable the contractor to study the nature of work to be done in this contract. There may be variation in size, weight etc. and no claim, whatsoever, will be entertained on account of this by BHEL.
2. Some of the packages may be sent in parts to suit the site condition / transportation, the same is to be assembled at site without any extra cost, likewise the package may be assembled together and send as a single assembly. Contractor may have to dismantle and erect or erect as single assembly as per the instruction of BHEL engineers without any extra cost.

TECHNICAL CONDITIONS OF CONTRACT (TCC)

Annexure-II

PROPOSED PAINTING SCHEME FOR TG AREA

PROPOSED PAINTING SCHEME FOR TG AREA

S N	AREA / DESCRIPTION	COLOUR	IS SPECIFICATION
1	A) HANGER SUPPORTS, B) PLATFORMS C) STAIR SIDE CHANNEL D) TG STRUCTURE, E) ELECTRIC HOIST & CHAIN PULLEY BLOCK STRUCTURE, F) FLOOR BEAMS. G) GALLERIES H) MANUAL DOORS	SMOKE GREY	SYNTHETIC ENAMEL AS PER IS:2932
2	A) FLOOR GRILLS, B) HANGERS, HANGER RODS C) SUSPENSION RODS, D) STAIR CASE STEP TREADS.	BLACK	SYNTHETIC ENAMEL AS PER IS:2932
3	A) TG LUB OIL PIPING	GOLDEN BROWN	SYNTHETIC ENAMEL AS PER IS:2932
4	A) COOLING WATER PIPING B) AUX COOLING WATER PIPING C) LP PIPING DRAINS D) CONDENSATE PIPING	SEA GREEN	SYNTHETIC ENAMEL AS PER IS:2932
5	A) HAND RAILS AND POSTS B) CHUTE PIPE C) LADDER D) ELECTRICAL AND MECHANICAL HOISTS E) MONORAIL BEAMS	GOLDEN YELLOW	SYNTHETIC ENAMEL AS PER IS:2932
6	TOE GUARD PLATE	POST OFFICE RED	SYNTHETIC ENAMEL AS PER IS:2932
7	A) SILENCERS FOR SAFETY VALVES B) INSTRUMENT TAPPING POINTS ON STEAM LINES	HEAT RESISTENT ALUMINIUM	IS13183 Gr-I
8	STEAM PIPING (BAND - EACH 5MTR)	POST OFFICE RED	SYNTHETIC ENAMEL AS PER IS:2932
9	EQUIPMENT(PUMPS, OIL COOLERS, EXHAUST FANS, HT & LT MOTORS, BFP HYD COUPLING, VALVES, ACTUATORS ETC) AND PANELS.	EXISTING MFG UNIT COLOUR	SYNTHETIC ENAMEL AS PER IS:2932
10	PANELS (TOUCH UP PAINTING)	EXISTING MFG UNIT COLOUR	SYNTHETIC ENAMEL AS PER IS:2933
11	A) CONDENSER AIR EVACUATION PIPING B) INSTRUMENT AIR PIPING C) SERVICE AIR PIPING	SKY BLUE	SYNTHETIC ENAMEL AS PER IS:2932
12	FIRE FIGHTING	FIRE RED	SYNTHETIC ENAMEL AS PER IS:2932
13	LP TURBINE	BOTTLE GREEN	SYNTHETIC ENAMEL AS PER IS:2932

BHEL-PSWR

Tender Specification No: BHE/PW/PUR/AMRT1-STG U-6,7 & 10/956 AND BHE/PW/PUR/AMRT1- STG U-8&9/957

TECHNICAL CONDITIONS OF CONTRACT (TCC)

Annexure-II

PROPOSED PAINTING SCHEME FOR TG AREA

14	GENERATOR	ORANGE	SYNTHETIC ENAMEL AS PER IS:2932
15	EXCITER	ORANGE	SYNTHETIC ENAMEL AS PER IS:2932
16	TG LUB OIL TANK AND PIPING	GOLDEN BROWN	SYNTHETIC ENAMEL AS PER IS:2932
17	CONDENSER	BOTTLE GREEN	SYNTHETIC ENAMEL AS PER IS:2932
18	LEGEND IN BLOCK LETTER OVER GOLDEN YELLOW BACKGROUND	BLACK	SYNTHETIC ENAMEL AS PER IS:2932

NOTE:

- Painting scheme is enclosed for information purpose only. However, for execution only the latest document shall be applicable and no claim whatsoever shall be entertained in case of any variance between such documents.

TECHNICAL CONDITIONS OF CONTRACT (TCC)

Chapter-XI General

11 GENERAL

11.0.1

The work covered under this specification is of highly sophisticated nature, requiring the best quality of workmanship for fabrication, engineering and construction management. The Bidder should ensure timely completion of work. The Bidder must have adequate quantity of tools, construction aids, equipments etc, in his possession. He must also have on his rolls adequate, trained, qualified and experienced supervisory staff and skilled personnel.

11.0.2

The work shall be executed under the usual conditions affecting major power plant construction and in conjunction with numerous other operations at site. The Bidder and his personnel shall co-operate with the personnel of other agencies, co-ordinate his work with others and proceed in a manner that shall not delay or hinder the progress of work as a whole.

11.0.3

All the work shall be carried out as per the instructions of BHEL engineer. BHEL engineer's decision regarding the correctness of the work and method of working shall be final and binding on the Bidder.

11.0.4

The Bidder shall at his cost perform any services, tests etc, although not specified but nevertheless required for the completion of work.

11.0.5

Contractor shall erect all the equipments as per sequence prescribed by BHEL at site. The sequence of erection, methodology will be decided by the BHEL engineers depending upon the availability of material, work fronts etc. No claims for extra payment from the Contractor will be entertained on the grounds of deviation from the methods and sequence of erection adopted in erection of similar TG sets or for any reasons whatsoever.

11.0.6

All the necessary certificates and licenses required to carryout this work are to be arranged by the Contractor expeditiously at his cost.

11.0.7

The work to be carried out under the scope of these specifications covers the complete work of collection from stores/storage yard, handling, transporting, unloading at erection site, pre-assembly, erection, alignment, hot alignment, bolting, fastening, welding, radiography, leveling, cold pulling, adjusting, Non-destructive testing, Post weld heat treatment, hydraulic test, chemical cleaning, passivation, steam blowing, oil flushing, water flushing, air flushing, pre-commissioning tests, trial running of auxiliaries covered under these specifications, commissioning and all other activities till handing over of the unit. The work shall conform to dimensions and tolerances specified in the various drawings, documents etc. That will be provided during the course of installation. If any portion of the work is found to be defective in

TECHNICAL CONDITIONS OF CONTRACT (TCC)

Chapter-XI General

workmanship or not conforming to drawings or other specifications, the Contractor shall dismantle and re-do the work duly replacing the defective materials at his cost failing which the work will be got done by BHEL at the cost and risk of the contractor. Contractor may please note that the loading of materials at storage yard/Stores in contractor's Trailer / Carriers while collecting materials will be done by material handling agency deployed by BHEL.

11.0.8

The terminal points as decided by BHEL shall be final and binding on the Contractor.

11.0.9

The indicative schedule of weight of major equipments given in relevant appendices is meant for providing a general idea to the Contractor about the magnitude of the work involved.

11.0.10

During the course of execution of this work, certain rework/ modification/ rectification/ repairs/ fabrication etc will be necessary on account of feed back from various thermal power stations on units already commissioned and/or units under erection and commissioning and also on account of design discrepancies and manufacturing defects and site operation/maintenance requirements. Contractor shall carryout such rework/ modification/ rectification/ fabrication/ repairs etc promptly and expeditiously. Daily log sheets indicating the details of work carried out, man hours; consumables used etc, shall be maintained by the Contractor and got signed by BHEL engineer every day. Claims of contractor, if any, for such works will be dealt as per relevant clauses of General Conditions of Contract.

11.0.11

All tools and tackles, fixtures, equipments, materials, manpower, supervisors/ engineers, consumables etc required for this scope of work shall be provided by the Contractor. All expenditure including taxes and incidentals in this connection will have to be borne by him unless otherwise specified in the relevant clause.

11.0.12

The contractor shall make adequate security arrangements including employment of security personnel and ensure protection from theft, fire, pilferage, damage and loss of materials/equipments issued to him for the work. Special care will have to be taken to guard against pilferage / theft of copper tubing, brass fittings, brass valves and other costly materials.

11.0.13

All equipments shall be handled very carefully to prevent any damage or loss. No bare wire ropes, slings etc, shall be used for handling of the equipments without the specific permission of the engineer.

11.0.14

Contractor shall ensure proper housekeeping and remove all scrap materials periodically from various work area covered in the scope and deposit the same at the place earmarked for this

TECHNICAL CONDITIONS OF CONTRACT (TCC)

Chapter-XI General

purpose. In case of contractor's failure to do the same, BHEL reserves the right to remove scrap at contractor's cost and risk.

11.0.15

Access to site for inspection by BHEL and customer engineers shall be made available by the contractor at all times.

11.0.16

Contractor shall mobilize sufficient quantity of sleepers for stacking of materials in his custody.

11.0.17

Performance testing of equipment and first fill and one year topping requirement of consumables/ chemicals will also form part of the work to be carried out by the contractor.

11.0.18

The Contractor's scope of work is further described in the following clauses:

11.1 COLLECTION AND RETURN OF EQUIPMENTS, MATERIALS & CONSUMABLES

11.1.1

Contractor shall take delivery of the components, equipments, lubricants, chemicals, special consumables, steel etc from the storage yard/stores/sheds of BHEL/ client. The Contractor should note that the transport of equipments to erection site, assembly yards etc should be done by the prescribed route, without disturbing the other works and contractors and in the most professional manner. Special equipments such as laboratory equipments, measuring and controls equipments, special electrodes, valves, shims, packing materials for joints and seals, lubricants, actuators etc, shall be stored, when taken over by the Contractor, in appropriate manner as per BHEL's instructions.

11.1.2

The contractor shall return all parts, materials, consumables etc. remaining extra over the normal requirement with proper identification tags to BHEL stores. In case of any misuse or use over actual requirement, BHEL reserves the right to recover the cost of parts/materials used in excess or misused, with departmental charges.

11.1.3

Transportation of lube oil, Chemicals, Gas cylinders etc from stores, is included in the scope of this contract. The contractor shall have to return all the empty and excess drums to the customer/BHEL stores. Similarly, transport of chemicals for various pre-commissioning activities/processes mentioned in clauses herein from BHEL/customer's stores and charging of chemicals into the system for carrying out various pre-commissioning activities and processes mentioned herein and returning of remaining and/or the empty containers of the chemicals to customer/BHEL stores is the responsibility of contractor. After completion of oil flushing

TECHNICAL CONDITIONS OF CONTRACT (TCC)

Chapter-XI General

operation, the used oil shall be filled in empty drums and which in turn shall be returned to BHEL/customer's stores.

11.2 TEST TAPPING POINTS

Installation and welding of Tapping Points for taking performance test measurements shall be carried out by the contractor as part of this work for the equipments covered under this tender specification under the guidance of BHEL engineer. The scope will be limited to all the tapping points for which materials are available and their locations identified within the regular contract period and extensions thereof.

11.2.1

All packing and forwarding material shall be returned as soon as the material is unpacked. The location for storage of such materials shall be as indicated by BHEL Engineer.

11.2.2

All Measuring and Monitoring Devices (MMD) used for the work in scope of these tender specifications shall be calibrated by the accredited agencies that are approved by BHEL or calibration tractability is established upto National Physical Laboratory.

11.2.3

Contractor shall furnish the consumption details of chemicals, lubricants, TIG welding filler wire, welding electrodes and other consumables on monthly basis.

11.3 GENERAL

11.3.1

During the course of erection, platforms and floor grills are to be cut at certain places to route steam, oil, water and air piping, cable trays, etc or for accommodating erection, rigging etc, the cutting of platforms and grills should be minimum and as approved by BHEL Engineer. After completion of work, the platform/grills cut shall be made good neatly as instructed by BHEL engineer.

11.3.2

Erection and welding of stainless steel fittings including supply of necessary stainless steel welding electrodes is within the scope of the work/specification.

11.3.3

No temporary supports should be welded on to the piping.

11.3.4

Contractor shall carry out preservation painting on all items taken from stores. The preservation painting has to be carried out on material taken from stores and also on material erected wherever the shop painting has given away. Periodical inspection shall be made as per the

TECHNICAL CONDITIONS OF CONTRACT (TCC)

Chapter-XI General

instructions of BHEL engineer and the portion of items or the complete items needing painting shall be carried out to the satisfaction of BHEL engineer. This facility shall be provided by the contractor till the commissioning and handing over of the equipment to the customer. Preservative and touch up painting on equipments covered under this specification stored at stores/storage yard shall also be carried out by the contractor.

11.3.5

Adjustment of spring hangers for piping shall be done by the contractor during initial erection. After initial commissioning trials, it is possible that the spring hangers have to be adjusted repeatedly till the correct spring compression is achieved. Contractor shall do the same to the satisfaction of BHEL engineer. The marking of cold and hot positions on the hangers shall be done by the contractor.

11.3.6

The contractor shall return to BHEL the excess materials left over after completion of work, materials issued for temporary pipelines for HT, chemical cleaning, flushing, blowing etc. and materials issued on returnable basis in neatly dressed condition. Necessary grinding, edge cutting (square facing), edge preparation (vee), painting etc. to the condition similar to the one at the time of issue shall be in scope of work.

11.3.7

Wherever the equipments are erected by the contractor and connected piping is done by other agency, contractor shall weld / tighten the incoming pipes to either the equipment or the counter flange provided on the equipment.

TECHNICAL CONDITIONS OF CONTRACT (TCC)

Chapter-XII CIVIL WORKS, FOUNDATION, GROUTING

12 PREPARATION OF FOUNDATION

12.1

Buildings, foundations and other necessary civil works for supporting structures, equipments etc, will be provided by the customer. The checking of dimensional accuracy, axes, elevation, levels etc, with reference to bench marks of foundations and anchor bolt pits and also adjustments of foundation level, dressing and chipping of foundation surfaces of all equipments contractor/BHEL shall prepare protocols before taking over the foundations. Dressing and chipping of foundations upto 25mm for achieving proper levels will be within the scope of work/specification.

12.2

All minor foundations and anchor points required for installing erection equipments like winches, anchors etc. are to be cast by the contractor.

12.3

The complete work of secondary grouting of equipments is included in the scope of work/specification. Contractor shall arrange all manpower, T&P, form work and shuttering materials, all grouting materials such as ordinary portland cement, sand, stone chips etc & quick-setting-non-shrink-free-flow special grout mix of required specification (like conbextra-gp-2 or equivalent).

12.3.1

The quick-setting-non-shrink-free-flow special grout mix shall be purchased only from the following BHEL approved vendors:

1. M/S FOSROC CHEMICALS (INDIA) PVT LTD;
2. M/S SIKA INDIA PVT LTD;
3. M/S PAGEL CONCRETE TECHNOLOGIES PVT LTD;
4. M/S PIDILITE INDUSTRIES LTD.

In order to ensure the quality, the major grouting of equipments using any of above grout mixes shall essential be done as per the recommendations of supplier with regard to grout preparation and use of machinery etc under the supervision of the respective supplier. BHEL has arrangement with above suppliers for supervision services and the supervision charges for the same will be borne by BHEL. However, the contractor shall ensure readiness of equipment for grouting in all respect before such a service is requisitioned and the duration is not prolonged unduly. Any overstay required due to contractor shall be charged to the contractor with BHEL's departmental charges. Contract shall consult BHEL engineer before deciding upon the vendor for the above.

12.3.2

Cleaning of the foundation surfaces, pocket holes, anchor bolt pits and de-watering and making them free of oil, grease, sand and other foreign materials by soda washing, water washing, compressed air and other approved methods will be within the scope of this work.

TECHNICAL CONDITIONS OF CONTRACT (TCC)

Chapter-XII CIVIL WORKS, FOUNDATION, GROUTING

12.4

BHEL will provide only shims and packer plates (either machined or plain), which are received from BHEL's manufacturing plants and go as permanent part of the equipment. Additional packer plates and shims if required will have to be prepared by the contractor out of steel plates, steel sheets to meet site requirements. Necessary steel plates for this purpose will be provided by BHEL free of cost.

12.5

The contractor shall carry out scrapping and matching of embedded plates, permanent spacers and all the matching parts of turbine, generator, pumps and other equipments under scope wherever required. The support and sole plates matching and concrete surface bedding is also covered in the scope of work. The fine dressing of concrete shall be with Prussian blue-match checks.

12.6

Packer plates shall not only be blue matched with foundations but also inter-packer contact surfaces, contact surfaces between packer and pedestals, contact surface between packer and foundation frame etc. shall also be blue matched and required percentage contact shall be achieved by chipping and scrapping as per engineer's instructions.

TECHNICAL CONDITIONS OF CONTRACT (TCC)

Chapter-XIII EQUIPMENT INSTALLATION

13 EQUIPMENTS INSTALLATION – COMMON REQUIREMENTS

13.1

Filling of lubricants for steam turbine, turbo-generator and other rotating auxiliaries for purpose of oil flushing, initial fill up and subsequent topping up during various stages of work is in the scope of the contractor.

13.2

All works such as cleaning, leveling, aligning, hot alignment, trial assembly, dismantling of certain equipments/components for checking and cleaning, surface preparation, fabrication of sheets, tubes and pipes as per general engineering practice and as per BHEL engineer's instructions at site, cutting, grinding, straightening, chamfering, filling, machining, chipping, drilling, reaming, scraping, lapping, shaping, fitting-up, drilling of holes, making dowel pins, minor rectification of foundation bolts etc. are incidental to the erection/commissioning and any other work/activity which is necessary to complete the work satisfactorily, shall be carried out by the contractor as part of the work.

13.3

Cleaning, servicing, lubrication of actuators, pumps, headers, governing system, ESV & IV, control valves, LP bypass, HP Overload Bypass valves, Cold Re-heat Non Return Valves with power cylinders and other valves, tanks, vessels etc. during erection and commissioning stages is in the scope of work. However, gaskets/pickings/lubricants for replacement will be provided by BHEL free of cost.

13.4

All equipment shall be preserved and protected periodically before and after erection as per advice of BHEL engineer. The journals of steam turbine rotors, generator rotor, HT motors and other rotating machines shall be thoroughly cleaned, greased/painted with preservative agents periodically as instructed by BHEL engineer.

13.5

Trial run of all motors including checking direction of rotation in uncoupled condition, check alignment and re-couple the motor to driven equipment.

13.6

After initial trial of rotating equipments, control and power cabling for motors and other equipments/instrumentation may have to be disconnected for checking alignment and resetting/realignment/hot alignment. Contractor will have to provide services for disconnection and reconnection of control and power cables.

13.7

All racks or assembled units like Governing Rack, LP Bypass Rack & HP Bypass system, Cold Re-heat Non Return Valve, Seal Oil Unit, Gas Unit, Seal Oil Valve Rack, Gas Cylinder Racks etc supplied from manufacturing units will be tested in BHEL/ Customer stores or at site. This may require transportation, filling of oil, water etc in these racks for carrying out testing of these racks. Defects noticed during testing of these racks will have to be rectified by the contractor free of charges. Further, any pipeline / flanges / fittings not found assembled properly, the same have to be rectified / corrected by the contractor free of charges.

TECHNICAL CONDITIONS OF CONTRACT (TCC)

Chapter-XIV PIPING INSTALLATION

14 PIPING INSTALLATION

14.1

The scope of work in piping system (air, Gas, Water, Oil, Steam, Governing oil/Control oil etc.) will include cutting to required length, edge preparation, laying, fixing and welding of the elbows/fittings/valves etc, fixing supports/hangers/shock absorbers/ guides and restraints etc and carrying out all other activities/works to complete the erection and also carrying out all pre-commissioning/ commissioning operations mentioned in these specifications as per engineer's instructions and/or as per approved drawings. Weld joints and NDT requirement for all TG Integral piping, and other piping's as applicable under tender specification shall be as per drawings/schemes and suiting to site requirement. The necessary drawings/documents for these weld joints will be provided at site during execution of work.

14.2

Carrying out of piping as per the specifications between equipments constituting terminal points, whether the terminal equipments fall within the scope of the work/specification or not, is within the scope of the work/ specification. The contractor shall complete terminal joints at either ends, with due NDE & PWHT if applicable, for all the piping schemes covered in the scope of work.

14.3

Fit up and welding/bolting/fastening of piping to the terminal points (such as stubs, valves, flanges on terminal points/equipments, stubs on headers, battery limits etc) forming part of the scope of work/specification and stress relieving and radiography of joints so made are also within the scope of work. Permanent fasteners and gaskets will be supplied by BHEL.

14.4

Interconnection/ Hook-up, if any, with the existing system shall form part of work. Such interconnections, hook-ups may require shut down of running plant and the relevant work has to be completed within such planned shutdowns. This may call for working with enhanced resources and on extended hours. Contractor's offer shall cover all such contingencies.

14.5

All drains / vents / relief / escapes / safety valve piping to various tanks/ sewage / drain canal / flash box / condenser / sump / atmosphere etc. from the stubs on the piping and equipments erected by contractor is completely covered in the scope of this tender specification.

14.6

The following items of work shall be incidental and forming part of piping fabrication and erection:

- (1) To locate cause of vibrations in equipments/auxiliaries/pipelines and carrying out necessary corrections in case the same is attributed to the contractor.

TECHNICAL CONDITIONS OF CONTRACT (TCC)

Chapter-XIV PIPING INSTALLATION

- (2) Fabrication and erection & welding of racks, steel supports, guides, restraints for all the piping. Steel for this purpose will be supplied by BHEL free of charge in random and running lengths.
- (3) Pre-assembly of spring suspension/hangers and shock absorber as per requirement.
- (4) Erection of steam traps, filters, flow nozzles/ flow indicators/ flow orifices other measuring elements in the piping. These may have been supplied either by BHEL or their customer. This may involve cutting of pipe lines, fresh edge preparation and welding with stress relieving wherever applicable.
- (5) Fabrication / making of bends for pipes and tubes of diameter up to 65mm.
- (6) Matching of all fittings like tees, bends, flanges, reducers valves, socket fittings, etc with pipes for welding.
- (7) Servicing of valves, Power Cylinders and actuators etc.
- (8) Cleaning of all pipes by wire brushing / blowing by compressed air.
- (9) Welding of root valves with small length of piping to the pressure, flow and level tapping points on piping or flow nozzles/orifices/metering/ measuring elements fixed on piping.
- (10) Welding of blanks with stress relieving if required on a temporary basis.

14.7

Pipelines will be field routed as per schemes/ suggestive layout or as per the instructions of BHEL engineer. Pipes & tubes will be supplied in random lengths and running lengths. The contractor shall have to lay the piping after carrying out the necessary fabrication, edge preparation, routing etc to suit site requirement in best professional manner.

14.8

As far as possible, pre-assembly shall be done. The pipe laying shall be carried out from the available terminal point/points or any other area between the terminal points. The erection can be carried out on temporary supports to obtain proper alignment and welding. After fixing the permanent supports, all the temporary supports shall be removed. The alignment, distances and loading of the supports shall be checked and the required settings to be ensured as per requirement.

TECHNICAL CONDITIONS OF CONTRACT (TCC)

Chapter-XV CONDENSER INSTALLATION

15 CONDENSER INSTALLATION

15.1

The condenser will be dispatched in loose parts mainly comprising of bottom plates, dome valves, front and rear water chamber, front and rear water boxes, side walls, hot well, spring elements, support plates, air extraction pipes, baffles, stiffening rods and pipes etc. the condenser is to be assembled at site in position by welding the different parts. Condenser tubing and tube expansion (roller expansion) is to be done at site by the contractor, after taking due care to clean all the tube holes. After final alignment and leveling of turbine exhaust and condenser, the same has to be welded to the exhaust position of LP exhaust as per the sequential welding procedure. Condenser tube material is stainless steel.

15.2

Before insertion of tubes, the contractor shall clean the holes in the tube plates and tube support plates to remove paint, corrosion spots, oxide scales etc. Usage of suitable cleaning agent may also be required which has to be supplied by the contractor.

15.3

The tubes shall be expanded using an Automatic Electronic Torque Controlled Tube Expanding unit or Pneumatic Tube Expander. Tube expansion shall be checked with dial bore gauge. The total set up including tube expanders and tube cutting tools etc. for carrying out the complete condenser tube expansion works shall be provided by the contractor.

15.4

The contractor shall carry out the condenser neck welding with LP cylinder exhaust hood only after final installation of LP casing. Neck welding shall be subjected to specified non-destructive testing.

15.5

The hydrostatic testing of steam space and hydraulic testing of water space up to the terminal point after assembly of water boxes are also included in the scope.

15.6

Work of painting of condenser surfaces in various area and at various stages of work are specified elsewhere in these specifications.

TECHNICAL CONDITIONS OF CONTRACT (TCC)

Chapter-XVI GENERATOR INSTALLATION & HANDLING HEAVIER EQUIPMENTS

16.1 GENERATOR INSTALLATION

16.1.1 GENERATOR STATOR

The Generator stator, weighing approximately 230 MT may be transported from Manufacturing Unit to site by special wagon consisting of 8 bogies (four on either side) with facilities to swivel or by special trailer. The contractor shall have to unload the generator stator from the Wagon/Trailer at a suitable place outside Machine Hall. The Stator shall be moved from the place of unloading and placed within the reach of strand jack arrangements by the contractor in consultation with BHEL Engineer.

16.1.2

The generator stator shall be lifted and shifted to its designated place with the help of strand jack as per the scheme envisaged by BHEL. For this purpose, a separate agency shall be engaged by BHEL. The engaged agency shall provide Strand jack system with operator and carry out lifting & shifting of stator. The Contractor shall extend necessary help during this operation.

The transportation of Strand Jack system from store to TG Hall , assembly, erection, assistance in testing and commissioning, dismantling, transporting back to store after its use will be the responsibility of the contractor.

The required loads for load testing of strand jacks will be provided by BHEL free of charges. To & Fro transportation, loading & unloading of load from BHEL / Customer store to site shall be carried out by contractor.

The assembly of the special wagon for return after unloading of stator is in the scope of this work.

16.2 HANDLING OF HEAVIER EQUIPMENTS

Contractor shall provide all required suitable cranes and trailers for loading of materials during collection of from BHEL/ client's stores/ storage yard, transportation to site of work and at work site including unloading at site of works for all equipments and consignments including heavy and voluminous equipments/ components/ consignments like HP turbine module, IP turbine module, LP turbine inner-outer casing, LP turbine inner casing, LP rotor, generator rotor, brushless exciter, HP heaters, etc.

BHEL shall not provide any T&P other than those specified for the specific work as per relevant Appendix and other relevant clauses of tender specification.

TECHNICAL CONDITIONS OF CONTRACT (TCC)

Chapter-XVII HYDROSTATIC TESTING, PRESERVATION & OTHER TESTS

17 HYDROSTATIC TESTING, PRESERVATION & OTHER TESTS

17.1

Contractor shall carry out the following tests required to complete the erection and commissioning of the TG Set:

- (1) Hydraulic testing of individual equipments like condenser, coolers, heaters, other auxiliaries and equipments. Required capacity Hydraulic test pump/Fill pump and other necessary arrangement shall be provided by contractor to carry out hydraulic testing, chemical cleaning of the equipments and piping as part of scope of work under this tender specification.
- (2) Ultrasonic test
- (3) Dye Penetrate test
- (4) Magnetic Particle Test.

All above facilities (men, materials, equipments, consumables etc) with operating engineer/experienced person and proper approach wherever required shall be provided by the contractor for satisfactory completion of the above tests.

17.2

Contractor shall lay all necessary temporary piping, welding, supports, install pumps, valves, pressure gauges, electric cables and switches etc, required for the Hydro test, Air leak test, Chemical cleaning, Steam blowing etc.. After the test is over, all the temporary piping, pumps, etc will be removed. It may also specifically be noted that servicing, erection and dismantling of piping and equipments for conducting above tests will be done by the contractor. No separate payment shall be made for this purpose.

17.3

All the above tests shall be repeated till all the equipments, piping and systems satisfy the technical and statutory requirements. All related works form part of the scope.

17.4

Suitable welding and stress relieving of temporary blanks or suitably fixing temporary blank flanges with gaskets and fasteners and welding and providing suitable de-aeration/ venting /drain points with valves as per BHEL engineer's instruction, for performing hydro test of piping is within the scope of work. Required valves, fasteners, blank flanges, blanks or steel for blank flanges shall be provided by contractor. After completion of hydraulic test, welded blanks shall be cut and removed and weld burrs ground finished and cavities/scars of cutting weld filled and ground as per BHEL engineers' instruction.

17.5

Hydro test of piping may have to be repeated several times to meet technical and statutory requirements before application of insulation.

17.6

TECHNICAL CONDITIONS OF CONTRACT (TCC)

Chapter-XVII HYDROSTATIC TESTING, PRESERVATION & OTHER TESTS

While conducting hydraulic test of steam lines, water lines, oil lines either individually or grouping a few lines or in portions. Blanks/spools may have to be put up at terminal points, strainers, walls, flanges etc. After conducting the tests, the blanks shall be removed and the lines restored. Also interconnecting piping between boiler and turbine, the hydraulic test may have to be done section wise and some-times piping of other agencies may have to be combined. Contractor shall carry out all such incidental work to satisfactorily conduct the hydro test. Wherever work is involved in the terminal points, Contractor shall carryout the same as per instruction of BHEL engineer. The decision of BHEL engineer is final and the same is binding on the contractor.

The contractor shall carry out any other tests as desired by BHEL engineers on erected equipment covered in the scope of this contract during testing and commissioning to demonstrate the satisfactory completion of any part or whole of work performed by the contractor.

TECHNICAL CONDITIONS OF CONTRACT (TCC)

Chapter-XVIII PRE-COMMISSIONING TESTS, COMMISSIONING, POST COMMISSIONING

18 PRE-COMMISSIONING TESTS, COMMISSIONING, POST COMMISSIONING

18.1

Commissioning of the TG equipments with associated Aux. and other Equipments with auxiliaries shall involve the following tests and activities of the equipments erected:

- (a) Trial run of Boiler Feed Pumps, CEP, Vacuum Pumps, Booster Pump, etc and other pumps/equipments like Misc pumps etc and other various rotating machineries / pumps as per tender specification.
- (b) Trial run of motors/ drives for various auxiliaries.
- (c) Hydraulic Test, Chemical Cleaning, Oil flushing of lube oil system, Jacking oil/Lifting oil, HP oil supply system, Governing oil system/Control oil system, LP Bypass system, Air cleaning/blowing of pipelines, closed systems, Tanks and Vessels.
- (d) Flushing of all pipelines by air/oil/water/Chemicals/steam as the case may be.
- (e) Servicing of all valves, Hydraulic Power cylinders, HP Valves (ESV), HP Overload Bypass valves, IP Valves, LP Bypass valves, CRHNRV and fittings.
- (f) Manual/mechanical cleaning of Oil tanks, Suction Strainers / Filter elements of CEP, BFP, Booster Pump, Vacuum Pumps, Misc. Pumps, and other various equipments & tanks /vessels erected by the contractor. This may have to be repeated several times during the commissioning process.
- (g) Chemical cleaning of piping systems, as per requirement. Contractor shall carry out disassembly and reassembly of vulnerable components like spray nozzles, gauges, instruments etc. as instructed by BHEL during this process.
- (h) Putting turbine on barring gear.
- (i) Rolling and synchronization.
- (j) Full load operation.
- (k) Trial operation
- (l) Assistance in PG Test.

The above activities/tests/trial runs may have to be repeated till satisfactory results are obtained and also to meet the technical and statutory requirements.

18.2

BHEL-PSWR

Tender Specification No: BHE/PW/PUR/AMRT1-STG U-6,7 & 10/956 AND BHE/PW/PUR/AMRT1- STG U-8&9/957

Technical Conditions of Contract –Volume I A (Part I : Contract Specific Details)

Page 90

TECHNICAL CONDITIONS OF CONTRACT (TCC)

Chapter-XVIII PRE-COMMISSIONING TESTS, COMMISSIONING, POST COMMISSIONING

Contractor shall lay temporary pipelines with fittings and accessories etc. as instructed by BHEL engineer for the purpose of pre-commissioning and commissioning activities like Hydraulic testing, chemical cleaning, oil flushing, steam blowing etc. of piping and other equipments as part of the scope of work. Temporary installations shall be dismantled by contractor and returned to BHEL stores as specified elsewhere in this technical specification.

18.3

The contractor shall provide necessary assistance to facilitate/enable electrical and instrumentation testing and commissioning of equipments under this scope of work, to BHEL and their Testing & Commissioning agency.

18.4

The contractor shall carry out any other test as desired by BHEL engineer on erected equipments covered under the scope of this contract during testing, pre-commissioning and commissioning, to demonstrate the completion of any part or parts of work performed by the contractor.

18.5

In case any malfunctioning and / or defect is found during tests / trial runs such as loose components, undue noise or vibrations, strain on connected equipments etc. The contractor shall immediately attend to these defects/ malfunctioning and take necessary corrective measures. If any readjustment and realignments are necessary, the same shall be done as per BHEL engineer's instructions, free of cost.

18.6

Cleaning of oil tank by sand blasting or other methods as per instructions of BHEL engineer before and after oil flushing is responsibility of contractor.

18.7

The contractor shall associate for initial and subsequent fillings of gas in generator gas system as and when required till unit is handed over to Customer.

18.8

The contractor shall carry out leak test of generator air cooling system to the satisfaction of BHEL engineer.

18.9

Replacing/changing mechanical/other seals of equipment, pumps etc. during commissioning stage is within the scope of work.

18.10

During the stages of commissioning, and till Unit is handed over, if any part of TG and auxiliaries need repair/rectification/rework/replacement, the same shall be done expeditiously

TECHNICAL CONDITIONS OF CONTRACT (TCC)

Chapter-XVIII PRE-COMMISSIONING TESTS, COMMISSIONING, POST COMMISSIONING

and promptly by the contractor. Contractor's claim if any, for such repair/rectification/rework/ replacement etc for reasons not attributable to the contractor will be governed by relevant clauses of 'General Conditions of Contract'. The parts to be replaced shall however, be provided by BHEL free of cost.

18.11

During this period, though BHEL's and customer's engineers will also be associated in the work, the contractor's responsibility will be to make available resources in his scope till such time the commissioned units are taken over by the customer.

18.12

In case any malfunctioning and/or defects are found during tests, trial run such as loose component, undue noise or vibration, strain on connected equipment etc., The contractor shall immediately attend to these defects/ malfunctions and take necessary corrective measures. If any readjustment or realignment is necessary, same shall be done as per BHEL engineer's instruction.

18.13

The pre-commissioning activities will start prior to Lube oil, HP Oil supply System, Governing/ Control oil flushing etc. of the TG and various trials, commissioning operations shall continue till the TG is handed over to customer. Simultaneous commissioning checks, activities will be in progress in various areas like trial run of various equipment, checking of equipment erected, making ready for trial runs, filling up of lubricants, chemicals etc. All these works need specialized gangs including electricians, Instrument Technicians, Fitters, in each area to render assistance to BHEL commissioning staff. Contractor shall earmark separate manpower for various commissioning activities. This manpower shall not be disturbed or diverted. The mobilization of these commissioning gangs shall be sufficient so that planned commissioning activities are taken up in time and also completed as per schedule and the work is to be undertaken round the clock if required.

18.14

Contractor shall cut open works if needed as per BHEL engineer's instructions during commissioning for inspection, checking and make good the works after inspection is over, without any extra payment.

18.15

After the start of commercial operation of machine, commissioning activities will continue. It shall be the responsibility of contractor to provide following manpower along with supervisor as part of commissioning assistance for a period of three months **per Unit**.

- | | |
|----------------------------------|--------|
| 1) Supervisor | 2 Nos. |
| 2) Pipe fitter/Millwright fitter | 2 Nos. |
| 3) Welder | 2 Nos. |
| 4) Rigger | 2 Nos. |

TECHNICAL CONDITIONS OF CONTRACT (TCC)

Chapter-XVIII PRE-COMMISSIONING TESTS, COMMISSIONING, POST COMMISSIONING

- | | |
|--------------------------------------|------------|
| 5) Electrician/instrument technician | 1 No. each |
| 6) Unskilled worker | 6 Nos. |

18.16

The above figures shows only minimum required over and above labour required for completing pending erection and commissioning works and clearing of punch lists. Contractor has to provide number of personnel and other resources as per work demand.

18.17

It shall be specifically noted that above employees of the contractor may have to work round the clock along with BHEL commissioning engineers.

18.18

During commissioning, opening of valves, changing of gaskets, checking, realigning of rotating and other equipment, attending to leakages in piping, tanks etc and adjustments of erected equipment may arise. Valves shall be serviced and lubricated to the satisfaction of BHEL engineer during the erection and commissioning as per BHEL engineer's instructions.

18.19

It is the responsibility of the contractor to provide for necessary resources till the completion of work under these specifications, even in case erection, testing and commissioning of the TG and other equipments are delayed due to reasons not attributable to the contractor.

TECHNICAL CONDITIONS OF CONTRACT (TCC)

Chapter-XIX WELDING, HEAT TREATMENT, RADIOGRAPHY

19.1 WELDING AND HEAT TREATMENT

19.1.1

Removal of welding slag and burrs by hand files, with brushes and/or flexible grinders will be carried out simultaneously.

19.1.2

On all steam, oil, instrument, gas, air (Instrument air/services air) piping, Cooling water Piping, DM water piping etc. both TIG welding and subsequent arc welding or total TIG welding process is to be adopted as instructed by BHEL engineer.

19.1.3

All weld joints on piping shall be ground / filed / dressed on completion of welding and before NDE as per instructions BHEL engineer.

19.1.4

The Contractor shall procure all electrodes and filler wires of approved quality / brand as per the standards and specifications of BHEL and instruction of BHEL Engineer.

19.1.5

Contractor should purchase the electrodes as per the recommendations of BHEL engineer, welding manual, welding schedule and other relevant documents. The electrodes shall be purchased only from BHEL approved manufacturers.

19.1.6

The purchase of electrodes shall be accompanied by proper test certificate and these certificates should be submitted regularly for the scrutiny of BHEL engineer.

19.1.7

All electrodes shall be stored in a clean dry area. The storage room shall be of permanent nature and damp proof, and the room shall be exclusively meant for storage of welding electrodes and filler wires. Excepting for a vent in the top, it is not preferred to have any other opening like windows or ventilators. The temperature inside the room has to be kept in the range of 8-10° c above atmospheric temperature and humidity should be less than 50%. This is to be accomplished by using electric heaters or infrared lamps. The storage room must be provided with hygrometer and thermometer. Temperature and humidity are to be monitored regularly. 15-20 holders, welding cables, connecting cables to equipments and other welding accessories including temporary electrical connection from construction power point to individual equipment like winches, hoisting equipment, welding generators, transformers, heat treatment equipment and other construction equipment shall be arranged by contractor.

19.1.8

All racks and other items used for storage of electrodes shall be of steel and not of wood.

19.1.9

TECHNICAL CONDITIONS OF CONTRACT (TCC)

Chapter-XIX WELDING, HEAT TREATMENT, RADIOGRAPHY

All electrodes soon after purchase shall be offered for inspection to the BHEL engineer. Contractor shall be strictly prohibited from using electrodes not inspected/approved by BHEL engineer.

19.1.10

All welding consumables shall be issued to the welders only by authorized person who is controlled by contractor's welding engineer. The necessary baking requirements are to be ensured by Contractor's welding engineer.

19.1.11

All welders shall be tested and approved by BHEL engineer/customer before they are actually engaged on work though they may possess the requisite certificate. BHEL reserves the right to reject any welder without assigning any reasons. Statutory requirements like IBR approval for welders are to be complied with before starting of the work. If required, the welders may have to undergo Procedure Qualification test also. The decision of BHEL Engineer will be final in this regard.

19.1.12

All charges for testing of contractor's welders including destructive and non-destructive tests conducted by BHEL at site shall have to be borne by the contractor. However for initial testing of welders the test will be provided by BHEL. However, if deployed welders fails in initial testing due to lack of experience OR frequent testing of new welders, due to non-availability/non-deployment of earlier qualified/tested welders, it shall be the responsibility of Contractor to provide necessary test plates at his cost for above testing.

19.1.13

BHEL engineer is entitled to stop any welder from his work if his work is unsatisfactory for any technical reason or if there is a high percentage of rejection of joints welded by him, which, in the opinion of BHEL engineers, will adversely affect the quality of welding though the welder has earlier passed the tests prescribed. The fact that the welders have passed the test does not relieve the contractor from his contractual obligations to check the performance of the welders. Contractor shall submit a monthly performance record of all welders.

19.1.14

All welded joints shall be subject to acceptance by BHEL engineer whose decision will be final and binding.

19.1.15

Pre-heating and stress relieving before and after welding are part of erection work and shall be performed by the contractor in accordance with instructions of BHEL engineer. Contractor has to arrange for the recorders along with accessories and suitable technicians for heat treatment purpose. The temperature recorders and thermocouples shall be duly calibrated. During preheat and stress relieving operations the temperature shall be measured as per the instructions of BHEL engineers by thermocouples and recorded graphs for the heat treatment works carried out shall be the property of BHEL.

TECHNICAL CONDITIONS OF CONTRACT (TCC)

Chapter-XIX WELDING, HEAT TREATMENT, RADIOGRAPHY

19.1.16

For the purpose of stress relieving, thermocouples have to be attached to the weld joint. The number of temperature measuring points and locations are as per the standards of BHEL. Thermocouples have to be attached using battery operated portable thermocouple attachment unit and not by manual arc welding. Contractor shall arrange sufficient number of thermocouple attachment units.

19.1.17

Wherever necessary, contractor should provide temperature indicator/temperature recorder as required by BHEL engineer for measuring preheat temperature for welding or for controlling temperature of metal for hot correction etc. Decision of BHEL engineer on method and of checking preheat temperature or controlling temperature for hot correction and welding shall be final and binding on contractor.

19.1.18

Heat treatment may be required to be carried out at any time (day or night) to ensure the continuity of the process. The contractor shall make all necessary arrangements including labour required for the same as per directions of BHEL.

19.1.19

Heat treatment requirements shall be as per the Welding Schedules of BHEL

19.1.20

For weld joints of heavy structural items like beams, I-sections, if heat treatment is required, the same shall be carried out as part of the work.

19.1.21

Checking effectiveness of stress relieving by hardness tests (either by Poldi Hardness Tester or other approved test methods as per BHEL engineer's instruction) including necessary testing equipments is within the scope of the work/specification.

19.1.22

TIG welding process is to be used for all root pass welds in pipes. Subsequent welding after root pass can be carried out by manual metal arc welding with basic coated electrodes. For the pipe of thickness less than 6mm, the entire welding has to be carried out by TIG welding. However, BHEL site engineer will have the option of changing the method adopted. For manual arc welding shall be done as per weaving technique and the width of weaving shall not exceed 1.5 times of the dia of the electrodes.

19.1.23

Two pieces to be joined shall be individually checked for the weld edge preparation and profile dimensions and with respect to the template. Dye penetrant check shall be carried out on edge prepared surfaces at random. The percentage shall depend on piping system as specified by BHEL engineer.

TECHNICAL CONDITIONS OF CONTRACT (TCC)

Chapter-XIX WELDING, HEAT TREATMENT, RADIOGRAPHY

19.1.24

Joint fit up will be a stage for inspection.

19.1.25

All joints shall be offered for visual inspection after root run. Subsequent welding should be made only after the approval of root run.

19.2 RADIOGRAPHY

19.2.1

Radiographic inspection of welds shall be arranged by the contractor including all consumables like isotope camera, x-ray film, chemicals etc. Scaffolding and approaches for taking radiographs.

The contractor shall provide the necessary skilled technician and labours for taking the radiographs. While taking radiographs, the contractor has to use proper penetrometer/ image quality indicators as instructed by the BHEL engineer. All the processed and accepted films will be the property of BHEL. In this regard, the contractor has to adhere to the safety rules/regulations laid by BARC authorities from time to time. It may please be noted that invariably the radiographic work will be carried after the normal working hours.

19.2.2

Contractor shall note that 100% radiography shall be taken on all high pressure welding till such time the welders' performance is found to be satisfactory. Subsequently, subject to consistency in welder's performance, the percentage of radiography will be based on BHEL's standard practice/code requirement. The defects shall be rectified immediately and to the satisfaction of BHEL engineer. The decision of BHEL engineer regarding acceptance/rejection of the joints will be final and binding on the contractor.

19.2.3

Wherever radiographs are not accepted, on account of bad shot, joints shall be re-radiographed and re-shots submitted for evaluation. Radiographs shall be taken on joints after carrying out repairs. However, if defect persists after first repair, as per radiograph, carrying out repairs and radiography shall be repeated till joint is made acceptable in case, the joint is not repairable, the same shall have to be cut and repaired at contractor's cost. Decision of BHEL engineer in all these matters is final and binding on the contractor.

19.2.4

100% radiography of weld joints of certain piping has to be carried out as per BHEL standards/drawings/specification.

19.2.5

It may also become necessary to adopt inter-layer radiography/MPT/UT depending upon the site/technical requirement necessitating interruptions in continuity of the work and making

TECHNICAL CONDITIONS OF CONTRACT (TCC)
Chapter-XIX WELDING, HEAT TREATMENT, RADIOGRAPHY

necessary arrangements for carrying out the above work. Necessary trained personnel shall be
deployed for this purpose.

TECHNICAL CONDITIONS OF CONTRACT (TCC)

Chapter-XX ACID CLEANING/ALKALI FLUSHING/STEAM BLOWING/OIL FLUSHING

20 ACID CLEANING/ ALKALI FLUSHING/ STEAM BLOWING/ OIL FLUSHING ETC

20.1

Contractor shall lay and erect temporary pipelines with fittings and accessories and also erect/commission the chemical cleaning/ circulating pumps after servicing as per requirements, tanks and other installations, as a system as instructed by BHEL for the purpose of chemical cleaning, steam blowing, steam washing, steam flushing, water flushing, water washing, oil flushing of piping and shall provide all other arrangements as per requirement as part of scope of work.

It shall be specifically noted by the contractor that all pipes for above works shall be supplied in random length and in loose condition. Contractor has to assemble and erect them as per schemes / drawings provided by BHEL. Further, flanges bend etc for completing the scheme shall be machined/ fabricated by the contractor at his own cost. However, plates/ steel etc for the same will be provided by BHEL free of charges.

20.2

After the chemical cleaning/ flushing have been successfully completed, dismantling of all temporary installations as instructed by BHEL is within the scope of work under this specification. The dismantled materials shall be dressed and returned to BHEL as stated elsewhere in this tender spec.

20.3

Preservation of the cleaned surfaces will be the responsibility of contractor under the guidance of BHEL engineer.

20.4

Hydraulic test of temporary piping is to be carried out as per the instructions of BHEL Engineer. Carrying out repairs, if any, is in the scope of work/specification.

20.5

For chemical cleaning of the piping system, contractor will have to lay temporary piping to connect the entire system irrespective of whether the equipment/system connected is in the scope of contractor or not. Decision of BHEL Engineer in this regard will be final and binding on the contractor.

20.6

During the initial stages of work, trenches for draining water may not be available after alkali flushing or mass flushing for discharging and emptying. Necessary low point drains and temporary piping for this will have to be provided by contractor from materials provided by BHEL.

20.7

TECHNICAL CONDITIONS OF CONTRACT (TCC)

Chapter-XX ACID CLEANING/ALKALI FLUSHING/STEAM BLOWING/OIL FLUSHING

Laying effluent discharge line from mixing tank (for acid cleaning or any other chemical cleaning process) as per the instructions of BHEL engineer and dismantling, servicing for preservation and handing over the same to BHEL stores after completion of the job is within the scope of work/specification.

20.8

Radiographic examination of weld joints on temporary pipes as required by the Engineer In-charge should be carried out.

20.9

Contractor shall also carry out the repairs or attend leaks etc., in the temporary piping and equipments for the above operations / activities while carrying out the above activities / operations.

20.10

For chemical cleaning of system which consist of equipment/piping erected by the contractor and also equipment/piping erected by other contractors of BHEL/customer's contractor has to arrange for workers and supervisory staff as required supplementing/complimenting the labour and supervisory staff mobilized by other agencies for chemical cleaning of the portion of equipment erected by them in the system. Decision on the strength of gangs and supervisory staff for deployment of labour and allocation of work for them at site by BHEL engineer is final and binding on the contractor.

20.11

Contractors quoted rate shall be inclusive of fabrication, cost of consumables, erection, dismantling of temporary piping and servicing of the equipments and valves and handing over to BHEL. No separate payment on this account shall be entertained.

20.12

After acid cleaning/pickling of lubricating system (including oil piping of lube oil system, HP Oil supply system, oil tank and other fittings) of rotating machines, oil flushing for lubricating systems, LP Bypass systems etc as per instructions of BHEL Engineer shall be carried out. Cleaning of oil tank of lubricating oil system of rotating machineries, cooler etc before and after oil flushing is the responsibility of the contractor.

20.13

For full welding of structures, tanks and piping etc, only welding generators shall be used. The use of welding transformers will be subject to the approval of BHEL Engineer.

20.14

Erection and commissioning of connecting piping – permanent and temporary for oil purification equipments and all operations for cleaning, oil flushing, dismantling of temporary piping during

TECHNICAL CONDITIONS OF CONTRACT (TCC)
Chapter-XX ACID CLEANING/ALKALI FLUSHING/STEAM
BLOWING/OIL FLUSHING

pre and post-commissioning of equipment up to full load shall be the responsibility of contractor as part of scope of work.

TECHNICAL CONDITIONS OF CONTRACT (TCC)

Chapter-XXI TOOLS AND TACKLES, MEASURING AND MONITORING DEVICES

21 TOOLS AND TACKLES, MEASURING AND MONITORING DEVICES

21.1

The contractor shall provide all (except those indicated in BHEL scope) required tools and plants, monitoring and measuring devices (MMD) and handling & transportation equipments for the scope of work covered under these specifications. Contractor has to provide suitable cranes for material handling at BHEL/client's stores/storage yard. BHEL's crane will not be available for this purpose. Please refer relevant appendix for the list of T&P being provided by BHEL free of charges on sharing basis.

21.2

All tools and tackles to be deployed by the contractor for the work shall have the prior approval of BHEL engineer with regard to brand, quality and specification. Indicative list of major T&P to be arranged by contractor has been furnished in relevant appendix. Contractor shall also mobilize all other T&P necessary for timely and satisfactory completion of the work in scope.

21.4

Contractor shall provide all required suitable cranes and trailers for materials handling during collection from BHEL/ client's stores/ storage yard, transportation to site of work and at work site for all equipments and consignments including heavy and voluminous equipments/ components/ consignments like HP turbine module, LP turbine inner-outer casing, LP turbine inner casing, LP rotor, generator rotor, brushless exciter, HP heaters, etc. BHEL/customer shall not provide any T&P other than mentioned in relevant appendix for the purpose identified. The contractor shall make suitable arrangements/arrange crane well in advance for lifting and placement to final position of sections at required elevation/ location with utmost care.

21.5

Contractor shall provide the complete operating crew like operator, helpers for handling trailing cable for EOT. It may be specifically noted that the EOT crane shall be shared by many other agencies working within the TG hall. The contractor shall have to extend the services of the EOT crane operation to all such other agencies as instructed by BHEL; the operation cost (for crew) will be shared proportionately amongst the beneficiary agencies on mutually agreed terms and rate.

21.6

Contractor has to provide spanners of all sizes for carrying out the complete erection / commissioning works. No spanners will be provided by BHEL to the contractor.

21.7

Contractor has to arrange slings of all sizes for completing the works covered under these specifications except the special slings for generator stator lifting/handling, which will be provided by BHEL free of charges on returnable basis.

TECHNICAL CONDITIONS OF CONTRACT (TCC)

Chapter-XXI TOOLS AND TACKLES, MEASURING AND MONITORING DEVICES

21.8

All tools and tackles to be deployed by the contractor for the work shall have the prior approval of BHEL engineer with regard to brand, quality and specification.

21.9

Timely deployment of adequate quantity of T&P is the responsibility of the contractor. The contractor shall be prepared to augment the T&P at short notice to match the planned program and to achieve the milestones.

21.11

Complete set of hydraulic jacks of 50 tonnes and 100 tonnes capacity shall be arranged by the contractor for use during erection and commissioning of turbine. Also, the contractor shall arrange hydraulic jacks of 100 tonnes and 63 tonnes capacity along with long high pressure hoses of suitable length for generator erection and alignment. These jacks shall be of internationally reputed make, highly reliable and maintained in excellent working condition. They shall be tested for safe working before deploying in actual work. These jacks shall not be permitted for use anywhere other than steam turbine/ generator area.

21.12

All jack bolts that are required during erection for carrying out roll-check etc will have to be arranged by the contractor. No jack bolts will be provided by BHEL.

21.13

Contractor shall maintain and operate his tools and plants in such a way that major breakdowns are avoided. In the event of major breakdown, contractor shall make alternative arrangements expeditiously so that the progress of work is not hampered.

21.14

In the event of contractor failing to arrange the required tools, plants, machinery, equipment, material or non-availability of the same owing to breakdown, BHEL will make the alternative arrangement at the risk and cost of the contractor.

21.15

The T&P to be arranged by the contractor shall be in proper working condition and their operation shall not lead to unsafe condition. Contractor shall obtain prior approval of BHEL for all the T&P before deploying in actual work. The movement of cranes and other equipment should be such that no damage / breakage occur to foundations, other equipments, material, property and men. All arrangements for the movement of the T&P etc shall be the contractor's responsibility.

21.16

Normally, use of welding generators only is permitted for welding. The use of welding transformers will be subject to prior approval of BHEL.

TECHNICAL CONDITIONS OF CONTRACT (TCC)
Chapter-XXI TOOLS AND TACKLES, MEASURING AND
MONITORING DEVICES

21.17

The contractor at his cost shall carry out periodical testing of his construction equipments and calibration of measuring & monitoring devices (MMD). Test / calibration certificates shall be furnished to BHEL. MMD shall be calibrated only at accredited laboratory as per the list available with BHEL or any other laboratory approved by BHEL. All calibration shall be traceable to national or international standards.

BHEL-PSWR

Tender Specification No: BHE/PW/PUR/AMRT1-STG U-6,7 & 10/956 AND BHE/PW/PUR/AMRT1- STG U-8&9/957

Technical Conditions of Contract –Volume I A (Part I : Contract Specific Details)

Page 104

TECHNICAL CONDITIONS OF CONTRACT (TCC)

Chapter-XXII PRESERVATIVE PAINTING

22 WELD FIT-UP AND WELD JOINT PROTECTIVE PAINT, COMPONENT PRESERVATIVE PAINTING ETC.

- 1) All protective paints for the protection of weld joint fit-ups, application of primers on finished weld joints are in the scope of contractor.
- 2) Two coats of steam washable paints shall be applied on steam side of LP turbine and condenser components, as advised by BHEL. The steam washable paints, primer and thinner will be provided by contractor as part of scope of work along with other like arrangements for surface preparation and paint application like sand/shot-blasting, consumables like surface cleaning agents, paint brush, brush cleanser, labour and necessary tools and plants as required for completion of work.
- 3) The water boxes shall be sandblasted to remove all traces of primer applied at the works. Thereafter apply two coats of primer paint followed by two/three coats of alloyed resin machinery enamel paints as approved by BHEL. Contractor shall submit manufacturer's batch test certificate / test certificate from BHEL approved laboratory for the primers and paints. Prior approval of BHEL for each and every batch of the primer & paints shall be mandatory. In order to achieve a desired minimum paint dry film thickness (DFT) as specified in BHEL drawing, number of coats may be applied and method of application shall be as recommended by the paint manufacturer. Required paints & primers and other consumables shall be arranged by contractor.
- 4) All site weld joints falling in steam side shall be painted with two coats of steam washable paint.
- 5) All water side surfaces of water chambers including tube plate shall be thoroughly surface prepared and painted. Required primer & paints and other consumables for condenser water box and tube plates shall be provided by Contractor.
- 6) After the successful completion of hydraulic testing, the interior surfaces of the water boxes, main tube plates shall be painted with suitable anticorrosive paints as per special procedures laid down by BHEL. Required necessary paints along with primers and other consumables shall be arranged by Contractor.
- 7) Prior to hydraulic testing of water side of condenser, interior surfaces of water boxes shall be painted.
- 8) After completion of tubing and tube side hydro test, all water side surfaces of water chambers including tube plate shall be painted.
- 9) Preservation of all components/equipments during various stages of erection, commissioning till handing over is in the contractor's scope. All prescribed methods of surface cleaning prior to application of preservative paint shall be followed by the contractor. **Contractor has to arrange all primer and paints, and other consumables like wire brush, painting brush required for this work.**
- 10) Condenser internal components/parts/surfaces have to be surface protected with steam washable paint as per BHEL standards.

TECHNICAL CONDITIONS OF CONTRACT (TCC)

Chapter-XXIII LINING AND INSULATION

23 LINING AND INSULATION

23.1

Application of thermal insulation/ spray insulation, finishing, cladding and outer casing etc of the following:

1. TG integral piping and tanks & vessels
2. Other equipments including bois, though not listed above but required for completion
3. ST-TG auxiliaries including, but not limited, to heat exchangers, pumps, tanks and vessels and other equipments
4. TG integral piping including condensate and extraction system piping

Insulation of equipments like BFP, HP & LP Heaters, Drain Coolers, Tanks etc is in the scope of work of these tender specifications. **The tentative weight of these insulation works is approximately 25 MT for each unit.** This may change depending upon detailed engineering.

23.2

The work shall conform to dimension and tolerances specified in the various drawing and documents that will be provided during the execution. If any portion of the work is found to be defective in workmanship or not conforming to drawings or other specifications, the contractor shall dismantle and re-do the work duly replacing the defective materials at his cost. Failing which the work will be got done by engaging other agencies or departmentally and recoveries will be deducted from contractor's bills towards expenditure incurred including 30% departmental charges.

23.3

The terminal points as decided by BHEL shall be final and binding on the contractor.

23.4

All insulation and refractory materials including iron components and outer sheet casing materials, cladding sheets etc required will be supplied by BHEL and the same have to be erected/ applied as per the drawings and specifications of BHEL by the contractor.

23.5

The contractor shall provide the required quantity of wire, nails, and planks for formwork and other materials for shuttering and curing works.

23.6

Contractor shall observe all precaution for laying, curing etc of pourable insulation. The contractor at his own cost shall redo any defective works found.

23.7

Wool insulation is received at site as loose bonded mattresses in standard sizes. These are to be dressed/cut to suite the equipments. Multiple layers of wool have to be applied as directed and as per drawings and specifications for all equipments/ systems covered under the scope of work.

23.7

Cutting & dressing of insulation bricks to suit the site area of application is incidental to work.

TECHNICAL CONDITIONS OF CONTRACT (TCC)

Chapter-XXIII LINING AND INSULATION

- 23.8 Removable type of insulation has to be provided for valves fittings, expansion joints etc as per drawing or as directed by BHEL engineer.
- 23.9 The cladding and outer casing are aluminium sheets. All relevant specifications and procedures with regards to beading, sealing etc for aluminium sheets have to be adhered to.
- 23.10 Cladding/outer casing shall be fixed expeditiously, so as to avoid damage to the insulation from the weather.
- 23.11 The overlapping surface of outer casing/cladding sheet shall be coated with sealing compound, which will be supplied by BHEL free of cost.
- 23.12 To take care of bimetal corrosion due to variety of metals in contact of each other viz retainer to support, support to outer casing/cladding, cladding-to-cladding etc, suitable paints specified by BHEL, to be applied and/or neoprene rubber packing/strips or any other insert may have to be fixed as required.
- 23.13 The contractor shall leave certain gaps and openings while doing the work as per the instructions of BHEL engineer to facilitate inspection or during commissioning to fix gauges, fittings, instruments etc. These gaps will have to be finished as per drawings at later date by the contractor at his cost.
- Contractor shall cut open works in needed as per BHEL engineer's instructions during commissioning for inspection, checking and make good the works after inspection is over without any extra payment.
- 23.14 A log book shall be maintained by the contractor for the clearance of the area for application of refractory and insulation where the contractor does the work on his own accord without prior permission. The work should be re-done, at his own cost, where necessitated.
- 23.15 Wastage allowances for the material issued are envisaged as follows:
- | | | | |
|---|--------------------------------|---|----|
| A | Pourable & castable insulation | - | 2% |
| B | Insulation bricks and motor | - | 2% |
| C | Wool mattresses | - | 2% |
| D | Cladding sheets | - | 2% |
- The wastage allowance will be applicable on the net issued quantity i.e. Total quantity issued reduced by the quantity returned to stores as unused/fresh item. Contractor shall

TECHNICAL CONDITIONS OF CONTRACT (TCC)

Chapter-XXIII LINING AND INSULATION

reconcile the material issues periodically as prescribed by BHEL site. Payment for the done will be regulated as per relevant section.

23.16

The following works are also included in the scope of this contract:

- Cutting of cladding sheets as per the profile of the equipment and painting on inner surface two coats of bituminous paint. Paint shall be arranged by contractor.
- Cutting of the wool mattresses to the required shape and application of finishing cement of required thickness wherever required.

23.17

Insulation work of temporary piping for alkali boil out, steam blowing and chemical cleaning has to be carried out at site. The same have to be removed and returned to the BHEL stores after the completion of activity. Rates quoted for application of wool for boiler and auxiliaries will be applicable for this work also. No separate payment will be made for removal of temporary insulation and return of the same to BHEL stores/yard.

23.18

In certain instances, co-ordinated/ phased application of castable refractory/ insulation on pressure parts etc may be necessitated in consideration of sequence of activities of other erection agencies. Contractor shall do such phased work as may be directed by BHEL.

23.19

Prior to application of refractory bituminous painting on the pressure parts and other area is under contractor scope. The bituminous paint shall be arranged by contractor. No separate payment will be made for application of paint.

24 FINAL PAINTING

24.1

All exposed metal parts of the equipment including piping, structures, railings etc wherever applicable, after installation unless otherwise surface protected, shall be first painted with at least one coat of suitable primer which matches the shop primer paint used, after thoroughly cleaning all such parts of all dirt, rust, scales, greases, oils and other foreign materials by wire brushing, scraping or sand blasting, and the same being inspected and approved by BHEL engineer for painting. Afterwards, the above parts shall be finished with two coats of alloyed resin machinery enamel paints.

24.2 Touch-up painting on damaged areas –

a) For coatings damaged up to metal surface

Surface preparation shall be carried out by manual cleaning. Minimum 6 inches adjoining area with existing coating shall be roughened by wire brushing, emery paper rubbing etc., for best adhesion of patch primer. Primer coat of touch-up primer has to be applied by brush immediately after the surface preparation.

Over this primer coat, finish coat and final finish coat shall be applied as covered above by brush within maximum seven (7) days of application of touch up primer.

Painting scheme is enclosed for information at relevant annexure. However, for execution only the latest document shall be applicable and no claim whatsoever shall be entertained in case of any variance between such documents. Similarly, documents as provided progressively during the execution of work for all other products/ equipments etc shall be applicable.

24.3

Painting of welded areas / painting of areas exposed after removal of temporary supports / touch-up painting on damaged areas of employer's structures, where inter-connection, welding / modification etc. has been carried out by the bidder.

(a.) Clean the surface to remove flux spatters and loose rust, loose coatings in the adjoining areas of weld seams by wire brush and emery paper.

(b.) Painting procedure to be followed as mentioned above for touch-up painting on damaged areas.

24.4

The scope of work includes painting of colour bands, lettering, marking and signs for direction of flow/rotation, names etc of approved colours as per the standard colour codes and specifications specified in tender specification or as advised by BHEL/customer engineer at site for the equipments/ components covered in these specifications.

24.5

All exposed metal parts of the equipment including piping, structures, hand railing, grating etc shall be thoroughly cleaned off dust, rust, scales and other foreign materials by manual or mechanised wire brushing, scraping, sand blasting etc and the same being inspected

TECHNICAL CONDITIONS OF CONTRACT (TCC)

Chapter-XXIV FINAL PAINTING

and approved by BHEL/customer engineer before application of primer. Afterwards, the above parts shall be finish painted with specified number of coats as per specification.

24.6

In certain isolated instances where it is not possible to clean the equipments as explained above, cleaning by grinding might have to be resorted to. No damage to the equipment/components should be caused.

24.7

Surface to be painted should be free of oil and grease. It should be removed by using suitable cleaning agents including permitted solvents. Surface cleaned by chemical agent, if required, shall be treated further as prescribed in use of such cleaning agents. The contractor at his own cost shall provide all the consumables and application implements.

24.8

During the preparation of surface, if the shop coat is damage by chemical cleaning or by mechanical means, contractor shall repair the same free of cost to BHEL.

24.9

Specified drying time shall be permitted from one to another coat.

24.10

This work requires working at higher altitudes from ground level to as high as 90 m and more. The work spread is also substantial involving substantial run of structures and piping. Contractor shall take sufficient precautions to avoid any accident and hazard in all respects. The ropes, ladders, scaffolding materials, clamps etc and climber used should be of standard quality for safe and smooth execution of work.

24.11

Contractor shall carry out the work in such a way that other erected equipment, structure, civil foundations and other property are not damaged. For damages in any of such cases due to lapses by contractor, BHEL shall have the right to recover the cost of such damages from the contractor.

24.12

Contractor shall take due care to cover/protect the equipment which are already painted while carrying out the painting of other adjacent equipment. If so happens, it shall be cleaned and repainted by the contractor without any extra charges.

24.13

In general, painting of structural parts and colour bands, lettering, marking of direction of flow/rotation etc will be carried out by brush painting. However, areas/equipment inaccessible for manual painting has to be painted by spray painting. The decision of BHEL engineer, in this regard, shall be final and binding on the contractor. For the purpose of spray painting, air at one point will be made available by BHEL free. Laying of air hose pipe and any other line required shall be done by contractor at his cost. The contractor shall provide spray equipment set.

24.14

TECHNICAL CONDITIONS OF CONTRACT (TCC)

Chapter-XXIV FINAL PAINTING

The contractor shall provide all the necessary scaffolding materials, temporary structures and necessary safety devices etc, during execution of the work.

24.15

Final painting work shall be started after obtaining clearance from BHEL engineers and as per his instructions.