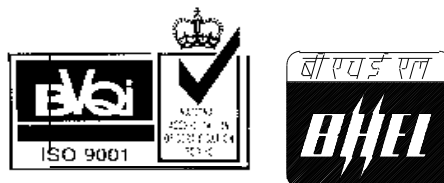


KORBA-FGD (3X200 MW+3X500 MW +1X500MW)

TECHNICAL SPECIFICATION

MISCELLANEOUS PUMPS-HORIZONTAL

Specification No.: PE-TS- 466-100-N001



**BHARAT HEAVY ELECTRICALS LIMITED
POWER SECTOR
PROJECT ENGINEERING MANAGEMENT
PPEI BLDG., SEC-16A, PLOT NO. 25
NOIDA – 201301 (UP)**



**TECHNICAL SPECIFICATION
MISCELLANEOUS PUMPS**

SPEC. NO.: **PE-TS-466-100-N001**

SECTION:

SUB-SECTION:

REV. NO. **00** DATE APR-2022

SHEET **1** OF **1**

INDEX

THIS TECHNICAL SPECIFICATION CONSISTS OF FOLLOWING SECTIONS:

CONTENTS

SECTION	TITLE
I	Specific Technical Requirements
IA	Specific Technical Requirements (Mechanical)
IB	Specific Technical Requirements (Elec.)
IC	Specific Technical Requirements (C&I)
ID	Data Sheet – A
II	Standard Technical Specifications
IIA	Standard Technical Specifications (Mechanical)
IIB	Standard Technical Specifications (Elec.)
III	Documents to be submitted by Bidder
IIIA	Guarantee Schedule (To be submitted along with the Bid by all Bidders)
IIIB	Compliance Certificate (To be submitted along with the Bid by all Bidders)
IIIC	Deviation schedule (To be submitted along with the Bid by all Bidders)
IIID	Data Sheet – B and Other documents (To be submitted by successful Bidder after award of Contract)

Notes:

- 1) For detailed list of documents to be submitted by bidder in their technical offer, please refer cl. no. 15.00.00 of Section-IIA.**
- 2) For detailed list of documents to be submitted by vendor after award of contract, please refer Datasheet-C of Section-IIA.**
- 3) In case there is conflict in different clauses of specification, most stringent clause (as decided by BHEL / end customer) shall be followed, if no specific deviation is taken by bidder and accepted by BHEL during tender stage in that regard.**

876754/2022/PS-PEM-MSE

	TITLE:	SPEC. NO.: PE-TS-466-100-N001
	TECHNICAL SPECIFICATION MISCELLANEOUS PUMPS	SECTION: I
		SUB-SECTION:
	SPECIFIC TECHNICAL REQUIREMENTS	REV. NO. 00 DATE APR-2022
		SHEET 1 OF 1

SECTION - I

SPECIFIC TECHNICAL REQUIREMENTS

- SUB-SECTION IA** - Specific Technical Requirements (Mech.)
- SUB-SECTION IB** - Specific Technical Requirements (Electrical)
- SUB-SECTION IC** - Specific Technical Requirements (C & I)
- SUB-SECTION ID** – Datasheet-A


876754/2022/PS-PEM-MSE




TITLE:
**TECHNICAL SPECIFICATION
MISCELLANEOUS PUMPS**
SPECIFIC TECHNICAL REQUIREMENTS

SPEC. NO.: PE-TS-466-100-N001	
SECTION: IA	
SUB-SECTION:	
REV. NO. 00	DATE APR-2022
SHEET 1	OF 1

SUB-SECTION – IA
SPECIFIC TECHNICAL REQUIREMENTS (MECHANICAL)

TECHNICAL SPECIFICATIONS		Specification No. : PE-TS-466-100-N001, Rev0	
 MISCELLANEOUS PUMPS SPECIFIC TECHNICAL REQUIREMENTS	SECTION:		IA
	REV. NO.	0	DATE:
1.0 SCOPE			
<p>1.1 This enquiry covers the design, manufacture, assembly, inspection and testing at manufacturer's and/or his sub-contractors works, proper packing for delivery and installation checks and supervision of replacement of gland packing with Mechanical Seal arrangement (if applicable) at site for Miscellaneous Pumps along with mandatory spares complete with all accessories as per the requirements specified in this specification and any other services, etc. if called for in the succeeding sections of the specification for following project:</p> <p>A. KORBA-FGD (3X200 MW+3X500 MW +1X500MW)</p> <p>The above project is referred as 'KORBA FGD' elsewhere in the Specification for ease of reference.</p>			
<p>1.2 The miscellaneous pumps covered under this specification shall be grouped under various group as under:</p> <p>i. Horizontal Pumps</p>			
NOTE:-			
<p>1. The bidder shall include complete supplies for Pump Group as above in his scope. Part supplies offered for the Pump Group shall disqualify the bidder's offer for that Pump Group.</p> <p>2. Pump details shall be as per Data Sheet-A at Section-ID.</p> <p>3. If stated specifically in NIT, bidder shall include complete supplies for Project/Group as above in his scope. Part supplies offered for the Project/Group shall disqualify the bidder's offer for that Project/Group.</p>			
<p>1.3 The miscellaneous pumps and drives covered under this specification for various projects are as per Annexure-1 of this section. HT drives, wherever applicable and irrespective of motor ratings, shall be issued free of cost by BHEL. The details of pumps with HT drives shall be as per Annexure-2 of this section.</p>			
<p>1.4 The Capacity, Head, Materials of construction, Mandatory spares and other particulars of these pumps, are detailed in Data Sheet-A at Section-ID of the specification.</p>			
<p>1.5 For detailed scope of supply & services for Horizontal pumps, refer Standard technical Specification for Horizontal Centrifugal pumps specified under Section-II of this specification.</p>			
<p>1.6 Electrical scope between BHEL and Vendor for Miscellaneous pumps and drives of this specification shall be as per Annexure-1 of Section-IB of this specification.</p> <p>LT drives shall be energy efficient as per subsequent clauses mentioned elsewhere in the specification. However wherever IE2 or EFF1 compliant motors are applicable same shall be provided with IE3 compliance.</p>			
<p>1.7 DELIVERY AND DOCUMENT SUBMISSION SCHEDULE: Delivery and document submission schedule of miscellaneous pumps shall be as per NIT requirement.</p>			
<p>1.8 Evaluation and LD criterion w.r.t. Auxiliary Power is defined at clause 4.0 of Section IIA of this specification. In case bidder quotes Aux. power less than Benchmark Auxiliary Power, then quoted Aux. power shall be replaced with Benchmark Auxiliary Power for both evaluation as well as LD purposes.</p>			
2 For Horizontal Pumps:			
<p>2.1 Additional Specific requirements for Horizontal pumps shall be as per end customer's specification attached in this section-IA.</p> <p>2.2 For Horizontal Pumps, in case, shaft sleeve is threaded, a water slinger shall be provided on the Pump Shaft to avoid ingress of leaked water (if any due to failure of sealing arrangement for shaft sleeve) to Bearing.</p> <p>2.3 In case of axial split casing Multistage pumps, minimum factor of safety of '2' times shall be considered for Pump bearing capacity selection and pump design.</p>			
<p>3 Mechanical run test along with Performance test shall be carried out on all pumps to determine the vibration levels, noise levels etc. at Vendor works. Vibration, Noise and Parallel operation run test without hunting and abnormal noise and with flow sharing within 10% of each other at the rated duty point shall also be conducted by vendor at site for All Pumps and as per approved PG Test Procedure, inline with CI no. 3.04 of Section-IIA of this specification. However, test value at site shall be used for the acceptance of the equipment. Pump vendor shall bring necessary instruments for conductance of site performance test. If the site performance is found not meeting the requirements in any respect as specified, then the equipment shall be rectified or replaced by the vendor, without any commercial implication to BHEL.</p>			

 TECHNICAL SPECIFICATIONS MISCELLANEOUS PUMPS SPECIFIC TECHNICAL REQUIREMENTS	Specification No. : PE-TS-466-100-N001, Rev0		
	SECTION:		IA
	REV. NO.	0	DATE:

4 Additional Dispatch Requirements:

MDCC after final inspection shall be provided to vendor on the basis of following:-

- 4.1 List of items packed in each box with description & quantity.
- 4.2 Photograph of each box in open & closed condition.
- 4.3 Bidder to include handling instructions in engineering drg/doc and packing to be done in such a way to avoid damage of items in transit and long storage at site and same shall be approved in contract stage by BHEL/Customer

5 Drawing/Document Submission Schedule:


	Document Number	Document Title	Schedule of submission
MISC. PUMPS (HORIZONTAL)	PE-V7-466-100-N001	TDS AND PERFORMANCE CURVES- MISC. PUMPS	As per NIT
	PE-V7-466-100-N002	GENERAL ARRANGEMENT AND CROSS SECTIONAL-PUMPS	
	PE-V7-466-100-N003	TDS AND CURVES OF MOTORS FOR MISC. PUMPS	
	PE-V7-466-100-N004	QP-MISC PUMPS	
	PE-V7-466-100-N005	QP- MOTORS	
	PE-V7-466-100-N006	MOTOR TYPE TEST DOC (if applicable)	
	PE-V7-466-100-N007	O& M MANUAL -HORZ. PUMPS	
	PE-V7-466-100-N008	PG TEST PROCEDURE -HOR. PUMPS	R-0 within 20 days of Cat-I(or)II approval on pump document.

Note:- Drawings submitted shall be complete in all respects with revised drawing submitted incorporating all comments. Any incomplete drawing submitted shall be treated as non-submission with delays to bidder's account. For any clarification/ discussion required to complete the drawings, the bidder shall himself depute his personal to BHEL for across the table discussions/ finalizations/ submissions of drawings.

6 BIDDER TO COMPLY FOLLOWING AFTER PLACEMENT OF PO :

- 1) Supplier to submit detailed ' Bill of Material ' (BOM) at the time of drawing/document submission after placement of PO. Each item of the BOM to be uniquely identified with item code no. or item serial no.
- 2) Supplier to ensure that all items which will find separate mention in the packing list are covered in this detailed BOM.
- 3) Supplier to also give the following undertaking in the BOM :
 " The BOM provided herewith completes the scope (in content and intent) of material supply under PO No., dated
 Any additional material which may become necessary for the intended application of the supplied item(s)/package will be supplied free of cost in most reasonable time. "


876754/2022/PS-PEM-MSE


	TECHNICAL SPECIFICATIONS		Specification No. : PE-TS-466-100-N001, Rev0	
	MISCELLANEOUS PUMPS		SECTION: IA	
	SPECIFIC TECHNICAL REQUIREMENTS		REV. NO. 0	DATE:


Annexure-1**List of Miscellaneous Pumps and drives for :****A. KORBA- FGD**


Sl. No.	Pump Description	Total Qty.	
	Horizontal Pumps		
1	ECW PUMPS	8 nos. (7W+1S)	
2	ACW PUMPS	9 nos. (7W+2S)	


876754/2022/PS-PEM-MSE


	TECHNICAL SPECIFICATIONS		Specification No. : PE-TS-466-100-N001, Rev0	
	MISCELLANEOUS PUMPS		SECTION: IA	
	SPECIFIC TECHNICAL REQUIREMENTS		REV. NO. 0	DATE: APR-2022
Annexure-2				
Following HT drives for KORBA FGD, irrespective of Motor ratings shall be issue free, by BHEL:				
Horizontal Pumps				
NIL				


CLAUSE NO.	EQUIPMENT COOLING WATER SYSTEM			
	Annexure-I to ECW system Specification			
	GENERAL SPECIFICATION FOR HORIZONTAL PUMPS (ACW, ECW and CLARIFIED WATER PUMPS)			
(1)	<p>SCOPE</p> <p>This specification covers the design, material, construction features, manufacture, inspection, testing the performance at the Vendor's/Sub-Vendor's Works and delivery to site of Horizontal Centrifugal Pumps.</p>			
(2)	<p>CODES AND STANDARDS</p> <p>The design, material, construction, manufacture inspection and performance testing of Horizontal Centrifugal Pumps shall comply with all currently applicable statutes, regulations and safety codes in the locality where the Equipment will be installed. Nothing in these specifications shall be construed to relieve the Vendor of this responsibility. The Equipment supplied shall comply with the latest applicable Indian Standards listed below. Other National Standards are acceptable, if they are established to be equal or superior to the Indian Standards.</p>			
(3)	<p>LIST OF APPLICABLE STANDARDS</p> <p>IS : 1520 : Horizontal Centrifugal Pumps for clear cold fresh water</p> <p>IS : 5120 : Technical requirements of rotodynamic special purpose pumps</p> <p>API : 610 : Centrifugal pumps for general refinery service.</p> <p>IS : 5639 : Pumps Handling Chemicals & corrosion liquids</p> <p>IS : 5659 : Pumps for process water</p> <p>HIS : Hydraulic Institute Standards, USA</p> <p>ASTM-1-165-65: Standards Methods for Liquid Penetration Inspection.</p> <p>In case of any contradiction with aforesaid standards and the stipulations as per the technical specifications as specified hereinafter the stipulations of the technical specifications shall prevail.</p>			
(4)	<p>DESIGN REQUIREMENTS</p> <p>(a) The Pump shall be capable of developing the required total head at rated capacity for continuous operation. Also the pumps shall be capable of being operated to give satisfactory performance at any point on the HQ characteristics curve. The operating range of the pump shall be 40% to 120% of</p>			
LOT-3 PROJECTS FLUEGAS DESULPHURISATION(FGD) SYSTEM PACKAGE	TECHNICAL SPECIFICATION SECTION-VI, PART-B BID DOCUMENT NO.: CS-0011-109(3)-9	SUB SECTION: I- M5 EQUIPMENT COOLING WATER SYSTEM	PAGE 10 OF 15	

CLAUSE NO.	EQUIPMENT COOLING WATER SYSTEM											
(5)	<p>the duty point unless otherwise mentioned elsewhere. The maximum efficiency of pump shall preferably be within $\pm 10\%$ of the rated design flow as indicated in data sheets.</p> <p>(b) The total head capacity curve shall be continuously rising from the operating point towards shut – off without any zone of instability with the highest head at shut-off condition. Shut-off heads shall be more than the rated design head by 15 % or more for radial flow pump and 25 % more than the design head for mixed flow/turbine type pumps.</p> <p>(c) Pumps of a particular category shall be identical and shall be suitable for parallel operation with equal load division. The head Vs capacity and BHP Vs capacity characteristics should match to ensure even load sharing and trouble free operation throughout the range. Components of identical pumps shall be interchangeable.</p> <p>(d) Pumps shall run smoothly without undue noise and vibration. Peak to peak vibration limits shall be restricted to the following values during operation:</p> <table border="1" data-bbox="451 758 1382 905"> <thead> <tr> <th><u>Speed</u></th> <th><u>Anti-friction Bearing</u></th> <th><u>Slide Bearing</u></th> </tr> </thead> <tbody> <tr> <td>1500 rpm and below</td> <td>75.0 micron</td> <td>75.0 micron</td> </tr> <tr> <td>3000 rpm</td> <td>50.0 micron</td> <td>65.0 micron</td> </tr> </tbody> </table> <p>The noise level shall not exceed 85 dBA overall sound pressure level reference 0.0002 microbar (the standard pressure reference for air sound measurement) at a distance of 1 M from the equipment surface.</p> <p>(e) The pumps shall be capable of starting with discharge valve fully open and close condition. Motors shall be selected to suit to the above requirements.</p> <p>(f) Pumps shall be so designed that pump impellers and other accessories of the pumps are not damaged due to flow reversal.</p> <p>(g) The Contractor under this specification shall assume full responsibility in the operation of pump and motor as a unit.</p> <p>DESIGN CONSTRUCTION</p> <p>(a) Design and construction of various components of the pumps shall conform to the following general specifications. For material of construction of the components, data sheets shall be referred to.</p> <p>(b) Pump Casing</p> <p>Pump casing shall have axially or radially split type construction as specified. The casing shall be designed to withstand the maximum shut-off pressure developed by the pump at the pumping temperature.</p>	<u>Speed</u>	<u>Anti-friction Bearing</u>	<u>Slide Bearing</u>	1500 rpm and below	75.0 micron	75.0 micron	3000 rpm	50.0 micron	65.0 micron		
<u>Speed</u>	<u>Anti-friction Bearing</u>	<u>Slide Bearing</u>										
1500 rpm and below	75.0 micron	75.0 micron										
3000 rpm	50.0 micron	65.0 micron										
<p align="center">LOT-3 PROJECTS FLUEGAS DESULPHURISATION(FGD) SYSTEM PACKAGE</p>	<p align="center">TECHNICAL SPECIFICATION SECTION-VI, PART-B BID DOCUMENT NO.: CS-0011-109(3)-9</p>	<p align="center">SUB SECTION: I- M5 EQUIPMENT COOLING WATER SYSTEM</p>	<p align="center">PAGE 11 OF 15</p>									

CLAUSE NO.	EQUIPMENT COOLING WATER SYSTEM			
	<p>Pump casing shall be provided with a vent connection and piping with fittings & valves. Casing drain as required shall be provided complete with drain valves, piping and plugs. It shall be provided with a connection for suction and discharge pressure gauge as standard feature. It shall be structurally sound to provide housing for the pump assembly and shall be designed hydraulically to minimum radial load at part load operation.</p> <p>(c) Impeller</p> <p>Impeller shall be closed, semi-closed or open type as specified elsewhere and designed in conformance with the detailed analysis of the liquid being handled.</p> <p>The impeller shall be secured to the shaft, and shall be retained against circumferential movement by keying, pinning or lock rings. On pumps with overhung shaft, impellers shall be secured to the shaft by a lockout or cap screw which tightness in the direction of normal rotation.</p> <p>(d) Impeller/Casing Wearing Rings</p> <p>Replaceable type wearing rings shall be provided at suitable locations of pumps as per manufacturer's standard practice. Suitable method of locking the wearing ring shall be used.</p> <p>(e) Shaft</p> <p>The critical speed shall be well away from the operating speed and in no case less than 130% of the rated speed.</p> <p>The shaft shall be ground and polished to final dimensions and shall be adequately sized to withstand all stresses from rotor weight, hydraulic loads, vibration and torques coming in during operation.</p> <p>(f) Shaft Sleeves</p> <p>Renewable type fine finished shaft sleeves shall be provided at the stuffing boxes/mechanical seals. Length of the shaft sleeves must extend beyond the outer faces of gland packing of seal end plates so as to distinguish between the leakage between shaft and shaft sleeve and that past the seals/gland.</p> <p>Shaft sleeves shall be fastened to the shaft to prevent any leakage or loosening. Shaft and shaft sleeve assembly should ensure concentric rotation.</p> <p>(g) Bearings</p> <p>Heavy duty bearings, adequately designed for the type of service specified in the enclosed pump data sheet and for long, trouble free operation shall be furnished.</p>			
<p align="center">LOT-3 PROJECTS FLUEGAS DESULPHURISATION(FGD) SYSTEM PACKAGE</p>	<p align="center">TECHNICAL SPECIFICATION SECTION-VI, PART-B BID DOCUMENT NO.: CS-0011-109(3)-9</p>	<p align="center">SUB SECTION: I- M5 EQUIPMENT COOLING WATER SYSTEM</p>	<p align="center">PAGE 12 OF 15</p>	

CLAUSE NO.	EQUIPMENT COOLING WATER SYSTEM			
	<p>The bearings offered shall be capable of taking both the radial and axial thrust coming into play during operation. In case, sleeve bearings are offered additional thrust bearings shall be provided. Antifriction bearings of standard type, if provided, shall be selected for a minimum life 20,000 hrs. of continuous operation at maximum axial and radial loads and rated speed.</p> <p>Proper lubricating arrangement for the bearings shall be provided. The design shall be such that the bearing lubricating element does not contaminate the liquid pumped. Where there is a possibility of liquid entering the bearings suitable arrangement in the form of deflectors or any other suitable arrangement must be provided ahead of bearings assembly.</p> <p>Bearings shall be easily accessible without disturbing the pump assembly. A drain plug shall be provided at the bottom of each bearings housing.</p> <p>(h) Stuffing Boxes</p> <p>Stuffing boxes of packed ring construction types shall be provided wherever specified. Packed ring stuffing boxes shall be properly lubricated and sealed as per service requirements and manufacturer's standards. If external gland sealing is required, it shall be done from the pump discharge. The Bidder shall provide the necessary piping valves, fittings etc. for the gland and sealing connection.</p> <p>(i) Mechanical Seals</p> <p>Wherever specified in pump data sheet, mechanical seals shall be provided. Unless otherwise recommended by the tenderer, mechanical seals shall be of single type with either sliding gasket or bellows between the axially moving face and shaft sleeves or any other suitable type. The sealing faces should be highly lapped surfaces of materials known for their low frictional coefficient and resistance to corrosion against the liquid being pumped.</p> <p>(j) The pump supplier shall coordinate with the seal maker in establishing the seal chamber of circulation rate for maintaining a stable film at the seal face. The seal piping system shall form an integral part of the pump assembly. For the seals under vacuum service, the seal design must ensure sealing against atmospheric pressure even when the pumps are not operating. Necessary provision for seal water supply along with complete piping fittings and valves as required shall form integral part of pump supply.</p> <p>(k) Pump Shaft Motor Shaft Coupling</p> <p>The pump and motor shafts shall be connected with an adequately sized flexible coupling of proven design with a spacer to facilitate dismantling of the pump without disturbing the motor. Necessary coupling guards shall also be provided.</p>			
<p align="center">LOT-3 PROJECTS FLUEGAS DESULPHURISATION(FGD) SYSTEM PACKAGE</p>	<p align="center">TECHNICAL SPECIFICATION SECTION-VI, PART-B BID DOCUMENT NO.: CS-0011-109(3)-9</p>	<p align="center">SUB SECTION: I- M5 EQUIPMENT COOLING WATER SYSTEM</p>	<p align="center">PAGE 13 OF 15</p>	

CLAUSE NO.	EQUIPMENT COOLING WATER SYSTEM			
	<p>(l) Base Plate</p> <p>A common base plate mounting both for the pump and motor shall be furnished. The base plate shall be fabricated steel and of rigid construction, suitably ribbed and reinforced. Base plate and pump supports shall be so constructed and the piping unit so mounted as to minimize misalignment caused by mechanical forces such as normal piping strain, internal differential thermal expansion and hydraulic piping thrust. Suitable drain troughs and drip lip shall be provided.</p> <p>(m) Assembly and Dismantling</p> <p>Assembly and dismantling of each pump with drive motor shall be possible without disturbing the grouting base plate or alignment.</p> <p>(n) Drive Motor (Prime Mover)</p> <p>Continuous Motor rating (at 50.0 C ambient) shall be at least ten percent (10%) above the maximum load demand of the pump in the entire operating range to take care of the system frequency variation and in no case less than the maximum power requirement at any condition of the entire characteristic curve of the pump. The KW rating of the drive unit shall be based on continuously driving the connected equipment for the conditions specified. However, in cases where parallel operation of the pumps are specified, the actual motor rating is to be selected by the Bidder considering overloading of the pumps in the event of tripping of operating pump(s).</p>			
<p align="center">LOT-3 PROJECTS FLUEGAS DESULPHURISATION(FGD) SYSTEM PACKAGE</p>	<p align="center">TECHNICAL SPECIFICATION SECTION-VI, PART-B BID DOCUMENT NO.: CS-0011-109(3)-9</p>	<p align="center">SUB SECTION: I- M5 EQUIPMENT COOLING WATER SYSTEM</p>	<p align="center">PAGE 14 OF 15</p>	

CLAUSE NO.		QUALITY ASSURANCE											
													
EQUIPMENT COOLING WATER SYSTEM													
TEST / CHECKS		Material Test	WPS/PQR/Welder Qualification	DPT/MPI	Assembly Fit Up	Visual & Dimensional Check	UT	RT	Hydraulic / Water Fill	Balancing	Type Test	Performance Test	Other Test
ITEM / COMPONENTS													
A	PLATE TYPE HEAT EXCHANGER	Y		Y ³	Y Y				Y				
A.1	Heat Transfer Plates	Y ¹		Y ²	Y								Y ⁷
A.2	Gaskets	Y				Y							
A.3	Cover Plates (Front & Rear)	Y ¹				Y	Y ⁵						
A.4	Tie Rods	Y ¹		Y ⁴			Y ⁶						
B	HORIZONTAL CENTRIFUGAL PUMP				Y	Y						Y ¹⁰	
B.1	Casing	Y ¹		Y ⁴	Y				Y ⁸				
B.2	Impeller	Y ¹		Y ⁴		Y				Y ⁹			
B.3	Shaft	Y ¹	Y		Y		Y ⁶			Y ⁹			
NOTES													
<p>1 One per heat / HT batch</p> <p>2 DP Test shall be conducted for 10% of the lot of HT plates. However, in case of any defect, entire lot shall be tested and only defect free plates shall be accepted.</p> <p>3 100% DP Test shall be conducted on butt welds and 10% DPT on fillet weld after final run.</p> <p>4 100% DPT shall be carried out on machined surfaces.</p> <p>5 UT shall be done on plates with thickness 25 mm or above.</p> <p>6 UT shall be done on shaft / tie rod with diameter above 40 mm.</p> <p>7 After pressing each HT plate shall be subjected to either of the following tests, as per Manufacturer Practice a) Light Box Test b) Vacuum Test c) Air Chamber Test</p> <p>8 All pressure retaining parts shall be hydrostatically tested at 200% of pump rated head or 150% of shut – off head, whichever is higher, for at least 30 minutes. No leakage is allowed.</p> <p>9 Static and Dynamic Balancing shall be carried out on complete rotor assembly.</p> <p>10 All pumps shall be tested at rated speed, for head, flow capacity, efficiency and power consumption for the entire operating range i. e. from shut off head to maximum flow. A minimum of 7 readings shall be taken to plot the curve, with one reading at design flow. Testing standards shall be HIS (Hydraulic Institute Standard) of USA. Performance test shall be carried out with contract motor, wherever Liquidated Damages are to be ascertained based on performance test at shop.</p> <p>11 For Pipes, Valves and RE Joints refer LP Piping System requirements.</p>													
LOT-3 PROJECTS FLUE GAS DESULPHURISATION (FGD) SYSTEM PACKAGE				TECHNICAL SPECIFICATION SECTION – VI BID DOC. NO.:CS-0011-109(3)-9				PART-B SUB-SECTION-V-QM3 EQUIPMENT COOLING WATER SYSTEM				Page 1 of 1	

876754/2022/PS-PEM-MSE

	TITLE:	SPEC. NO.: PE-TS-466-100-N001
	TECHNICAL SPECIFICATION	SECTION: IB
	MISCELLANEOUS PUMPS	SUB-SECTION:
		REV. NO. 00 DATE APR-2022
	SPECIFIC TECHNICAL REQUIREMENTS	SHEET 1 OF 1

SUB-SECTION – IB

SPECIFIC TECHNICAL REQUIREMENTS (ELECTRICAL)



FILE : ELECTRICAL EQUIPMENT SPECIFICATION FOR COOLING WATER MISC PUMPS 3X200+4X500 MW KORBA FGD	SPECIFICATION NO.
	VOLUME NO. : II-B
	SECTION : I
	REV NO. : 00 DATE : 23.04.2022
	SHEET : 2 OF 3

1.0 EQUIPMENT & SERVICES TO BE PROVIDED BY BIDDER:

- a) Services and equipment as per “Electrical Scope between BHEL and Vendor”.
- b) Any item/work either supply of equipment or erection material which have not been specifically mentioned but are necessary to complete the work for trouble free and efficient operation of the plant shall be deemed to be included within the scope of this specification. The same shall be provided by the bidder without any extra charge.
- c) Supply of mandatory spares as specified in the specifications of mechanical equipments.
- d) Electrical load requirement for COOLING WATER MISC PUMPS (all AC & DC loads at different voltage levels like 415V AC, 240 V AC, 220 V DC etc).
- e) All equipment shall be suitable for the power supply fault levels and other climatic conditions mentioned in the enclosed project information.
- f) Bidder to furnish list of makes for each equipment at contract stage, which shall be subject to customer/BHEL approval without any commercial and delivery implications to BHEL
- g) Various drawings, data sheets as per required format, Quality plans, calculations, test reports, test certificates, operation and maintenance manuals etc shall be furnished as specified at contract stage. All documents shall be subject to customer/BHEL approval without any commercial implication to BHEL.
- h) Motor shall meet minimum requirement of motor specification.
- i) Vendor to clearly indicate equipment locations and local routing lengths in their cable listing furnished to BHEL.
- j) Cable BOQ worked out based on routing of cable listing provided by the vendor for “ both end equipment in vendor’s scope”shall be binding to the vendor with +10 % margin to take care of slight variation in routing length & wastages.

2.0 EQUIPMENT & SERVICES TO BE PROVIDED BY PURCHASER FOR ELECTRICAL & TERMINAL POINTS:

Refer “Electrical Scope between BHEL and Vendor”.

3.0 DOCUMENTS TO BE SUBMITTED ALONG WITH BID

- 3.1 The electrical specification without any deviation from the technical/quality assurance requirements stipulated shall be deemed to be complied by the bidder in case bidder furnishes the overall compliance of package technical specification in the form of compliance certificate/No deviation certificate.

876754/2022/PS-PEM-MSE



FILE :
ELECTRICAL EQUIPMENT SPECIFICATION
FOR
COOLING WATER MISC PUMPS

 3X200+4X500 MW KORBA FGD

SPECIFICATION NO.
 VOLUME NO. : **II-B**
 SECTION : **I**
 REV NO. : **00** DATE : 23.04.2022
 SHEET : 3 OF 3

3.2 No technical submittal such as copies of data sheets, drawings, write-up, quality plans, type test certificates, technical literature, etc, is required during tender stage. Any such submission even if made, shall not be considered as part of offer.

4.0 List of enclosures :

- a) Electrical scope between BHEL & vendor (Annexure –I)
- b) Technical specification for motors.
- c) Datasheets & quality plan for motors.
- d) Electrical Load data format (Annexure –II)
- e) BHEL cable listing format (Annexure –III)

**ANNEXURE-I SECTION I
STANDARD ELECTRICAL SCOPE BETWEEN BHEL AND VENDOR(FOR EPC PROJECTS)**

PACKAGE: MISC. PUMP (Supply Package)

PROJECT:

<u>S.NO</u>	<u>DETAILS</u>	<u>SCOPE SUPPLY</u>	<u>SCOPE E&C</u>	<u>REMARKS</u>
1	415 V MCC	BHEL	BHEL	240 V AC (supply feeder)/415 V AC (3 PHASE 4 WIRE) supply shall be provided by BHEL based on load data provided by vendor at contract stage for all equipment supplied by vendor as part of contract. Any other voltage level (AC/DC) required will be derived by the vendor. OR 415 V AC, 3 phase, 3 wire supply shall be provided by BHEL based on load data provided by vendor at contract stage for all equipment supplied by vendor as part of contract. Any other voltage level (AC/DC) required will be derived by the vendor.
2	Local Push Button Station (for motors)	BHEL	BHEL	Located near the motors.
3	Power cables, control cables and screened control cables	BHEL	BHEL	Incoming cable from BHEL supplied MCC will be informed by BHEL. Screened control cable between DCS & field equipment will also be informed by BHEL. Vendor shall provide lugs & glands accordingly.
4	Cable trays, accessories & cable trays supporting system	BHEL	BHEL	
5	Cable glands and lugs for equipments supplied by Vendor	Vendor	BHEL	1. Double compression Ni-Cr plated brass cable glands 2. Solder less crimping type heavy duty tinned copper lugs for power and control cables.
6	Conduit and conduit accessories for cabling between equipments supplied by vendor	BHEL	BHEL	
7	Equipment grounding & lightning protection	BHEL	BHEL	
8	Below grade grounding	BHEL	BHEL	
9	LT Motors with base plate and foundation hardware	Vendor	BHEL	Makes shall be subject to BHEL approval at contract stage.
10	Mandatory spares	Vendor	-	Vendor to quote as per specification.
11	Recommended O & M spares	Vendor	-	As per specification
12	Any other equipment/material/service required for completeness of system but not specified above (to ensure trouble free and efficient operation of the system).	Vendor	BHEL	
13	Electrical equipment GA drawing	Vendor	-	For necessary interface review.

ANNEXURE-I SECTION I
STANDARD ELECTRICAL SCOPE BETWEEN BHEL AND VENDOR(FOR EPC PROJECTS)
PACKAGE: MISC. PUMP (Supply Package)

NOTES:

1. Make of all electrical equipments/items supplied shall be reputed make & shall be subject to approval of BHEL after award of contract.
2. All QPs shall be subject to approval of BHEL after award of contract without any commercial implication.



LV MOTORS

DATA SHEET-A

3X200+4X500 MW KORBA FGD

SPECIFICATION NO.

VOLUME II B

SECTION D

REV. NO. DATE: 23.04.2022

SHEET 1 OF 2

- | | | | |
|------|--|---|--|
| 1.0 | Design ambient temperature | : | 50 °C |
| 2.0 | Maximum acceptable kW rating of LV motor | : | 200KW * |
| 3.0 | Installation (Indoors/ Outdoors) | : | As required |
| 4.0 | Details of supply system | | |
| | a) Rated voltage (with variation) | : | 415V ± 10% |
| | b) Rated frequency (with variation) | : | 50 Hz + 3 % to - 5% |
| | c) Combined voltage & freq. variation | : | 10% (sum of absolute values) |
| | d) System fault level at rated voltage | : | 50 kA for 1 sec |
| | e) Short time rating for terminal boxes | | |
| | o 110 kW and above (Breaker Controlled) | : | 50 KA for 0.25 sec. |
| | o Below 110 kW (Contactor Controlled) | : | 50 KA protected by HRC fuse |
| | f) LV System grounding | : | Solidly |
| 5.0 | Winding & Insulation | : | Class F with temp rise limited to class B |
| 6.0 | Minimum voltage for starting
(As percentage of rated voltage) | : | 85% for motor ratings below 110kW
80% for motor ratings from 110kW to 200kW. |
| 7.0 | Power cables data | : | Shall be given during detailed engg. |
| 8.0 | Earth Conductor Size & Material | : | Shall be given during detailed engg. |
| 9.0 | Space heater supply (for motors >=30kw) | : | 240 V, 1φ, 50 Hz |
| 10.0 | Rating up to which Single phase motor | : | Acceptable below 0.2 kW |
| 11.0 | Locked rotor current | | |
| | a) Limit as percentage of FLC | : | As per IS 12615 |
| 12.0 | Makes | : | BHEL/ Customer approval (Package owner to take care) |
| 13.0 | Paint shade | : | Blue (RAL 5012) – Corrosion proof |
| 14.0 | Degree Of protection for motor/ terminal box | : | Degree of protection for various enclosures as per IEC60034-05 shall be as follows:- |
| | i) Indoor motors - IP 54 | | |
| | ii) Outdoor motors - IP 55 | | |
| | iii) Cable box-indoor area - IP 54 | | |
| | iv) Cable Box-Outdoor area - IP 55 | | |

* **LT motors of continuous duty shall be energy efficient IE3 class conforming to IS-12615**

15.0 TESTING REQUIREMENTS: IN LINE WITH SPECIFICATION





SUB-SECTION-II-E2


MOTORS


**LOT-3 PROJECTS
FLUE GAS DESULPHURISATION (FGD) SYSTEM PACKAGE**


**TECHNICAL SPECIFICATION
SECTION-VI
BID DOCUMENT NO.: CS-0011-109(3)-9**


CLAUSE NO.	TECHNICAL REQUIREMENTS 																											
	<p style="text-align: center;">MOTORS</p> <p>1.00.00 GENERAL REQUIREMENTS</p> <p>1.01.00 For the purpose of design of equipment/systems, an ambient temperature of 50 deg. Centigrade and relative humidity of 95% (at 40 deg C) shall be considered. The equipment shall operate in a highly polluted environment.</p> <p>1.02.00 All equipment's shall be suitable for rated frequency of 50 Hz with a variation of +3% & -5%, and 10% combined variation of voltage and frequency unless specifically brought out in the specification.</p> <p>1.03.00 Contactor shall provide fully compatible electrical system, equipment's, accessories and services.</p> <p>1.04.00 All the equipment, material and systems shall, in general, conform to the latest edition of relevant National and international Codes & Standards, especially the Indian Statutory Regulations.</p> <p>1.05.00 Paint shade shall be as per RAL 5012 (Blue) for indoor and outdoor equipment.</p> <p>1.06.00 The responsibility of coordination with electrical agencies and obtaining all necessary clearances for Contactors equipment and systems shall be under the Contactor scope.</p> <p>1.07.00 Degree of Protection</p> <p>Degree of protection for various enclosures as per IEC60034-05 shall be as follows :-</p> <table border="0" style="width: 100%;"> <tr> <td style="width: 50%;">i) Indoor motors</td> <td style="width: 10%; text-align: center;">-</td> <td style="width: 40%;">IP 54</td> </tr> <tr> <td>ii) Outdoor motors</td> <td style="text-align: center;">-</td> <td>IP 55</td> </tr> <tr> <td>iii) Cable box-indoor area</td> <td style="text-align: center;">-</td> <td>IP 54</td> </tr> <tr> <td>iv) Cable box-Outdoor area</td> <td style="text-align: center;">-</td> <td>IP 55</td> </tr> </table> <p>2.00.00 CODES AND STANDARDS</p> <table border="0" style="width: 100%;"> <tr> <td style="width: 50%;">1) Three phase induction motors</td> <td style="width: 10%; text-align: center;">:</td> <td style="width: 40%;">IS/IEC:60034</td> </tr> <tr> <td>2) Single phase AC motors</td> <td style="text-align: center;">:</td> <td>IS/ IEC:60034</td> </tr> <tr> <td>3) Crane duty motors</td> <td style="text-align: center;">:</td> <td>IS:3177, IS/IEC:60034</td> </tr> <tr> <td>4) DC motors/generators</td> <td style="text-align: center;">:</td> <td>IS:4722, IS/IEC:60034</td> </tr> <tr> <td>5) Energy Efficient motors</td> <td style="text-align: center;">:</td> <td>IS 12615, IEC:60034-30</td> </tr> </table>	i) Indoor motors	-	IP 54	ii) Outdoor motors	-	IP 55	iii) Cable box-indoor area	-	IP 54	iv) Cable box-Outdoor area	-	IP 55	1) Three phase induction motors	:	IS/IEC:60034	2) Single phase AC motors	:	IS/ IEC:60034	3) Crane duty motors	:	IS:3177, IS/IEC:60034	4) DC motors/generators	:	IS:4722, IS/IEC:60034	5) Energy Efficient motors	:	IS 12615, IEC:60034-30
i) Indoor motors	-	IP 54																										
ii) Outdoor motors	-	IP 55																										
iii) Cable box-indoor area	-	IP 54																										
iv) Cable box-Outdoor area	-	IP 55																										
1) Three phase induction motors	:	IS/IEC:60034																										
2) Single phase AC motors	:	IS/ IEC:60034																										
3) Crane duty motors	:	IS:3177, IS/IEC:60034																										
4) DC motors/generators	:	IS:4722, IS/IEC:60034																										
5) Energy Efficient motors	:	IS 12615, IEC:60034-30																										
LOT-3 PROJECTS FLUE GAS DESULPHURISATION (FGD) SYSTEM PACKAGE	TECHNICAL SPECIFICATION SECTION – VI, PART-B BID DOC NO : CS-0011-109(3)-9	SUB SECTION-II-E2 MOTORS	PAGE 1 OF 9																									


CLAUSE NO.	TECHNICAL REQUIREMENTS			
3.00.00	TYPE			
3.01.00	AC Motors: <ol style="list-style-type: none"> a) Squirrel cage induction motor suitable for direct-on-line starting. b) Continuous duty LT motors upto 200 KW Output rating (at 50 deg.C ambient temperature), shall be Premium Efficiency class-IE3, conforming to IS 12615, or IEC:60034-30. HT motors shall have minimum design efficiency of 95 %. However, tolerance on this efficiency value shall be applicable as per IEC 60034 c) Crane duty motors shall be slip ring/ squirrel cage Induction motor as per the requirement. d) Motor operating through variable frequency drives shall be suitable for inverter duty with VPI insulation. Also these motors shall comply the requirements stipulated in IEC: 60034-18-41 and IEC: 60034-18-42 as applicable. e) Motors operating through variable frequency drives shall also meet the requirements mentioned in subsection for VFD. 			
3.02.00	DC Motors	Shunt wound.		
4.00.00	RATING			
5.00.00	TEMPERATURE RISE Air cooled motors 70 deg. C by resistance method for both thermal class 130(B) & 155(F) insulation. Water cooled 80 deg. C over inlet cooling water temperature mentioned elsewhere, by resistance method for both thermal class 130(B) & 155(F) insulation.			
6.00.00	OPERATIONAL REQUIREMENTS			
6.01.00	Starting Time			
LOT-3 PROJECTS FLUE GAS DESULPHURISATION (FGD) SYSTEM PACKAGE		TECHNICAL SPECIFICATION SECTION – VI, PART-B BID DOC NO : CS-0011-109(3)-9	SUB SECTION-II-E2 MOTORS	PAGE 2 OF 9

CLAUSE NO.	TECHNICAL REQUIREMENTS 		
6.01.01	For motors with starting time upto 20 secs. at minimum permissible voltage during starting, the locked rotor withstand time under hot condition at highest voltage limit shall be at least 2.5 secs. more than starting time.		
6.01.02	For motors with starting time more than 20 secs. and upto 45 secs. at minimum permissible voltage during starting, the locked rotor withstand time under hot condition at highest voltage limit shall be at least 5 secs. more than starting time.		
6.01.03	For motors with starting time more than 45 secs. at minimum permissible voltage during starting, the locked rotor withstand time under hot condition at highest voltage limit shall be more than starting time by at least 10% of the starting time.		
6.01.04	Speed switches mounted on the motor shaft shall be provided in cases where above requirements are not met.		
6.02.00	Torque Requirements		
6.02.01	Accelerating torque at any speed with the lowest permissible starting voltage shall be at least 10% motor rated torque.		
6.02.02	Pull out torque at rated voltage shall not be less than 205% of rated torque. It shall be 275% for crane duty motors.		
6.03.00	Starting voltage requirement <ul style="list-style-type: none"> (a) Up to 85% of rated voltage for ratings below 110 KW (b) Up to 80% of rated voltage for ratings from 110 KW to 200 KW (c) Up to 85% of rated voltage for ratings from 201 KW to 1000 KW (d) Up to 80% of rated voltage for ratings from 1001 KW to 4000 KW (e) Up to 75 % of rated voltage for ratings above 4000KW 		
7.00.00	DESIGN AND CONSTRUCTIONAL FEATURES		
7.01.00	Suitable single phase space heaters shall be provided on motors rated 30KW and above to maintain windings in dry condition when motor is standstill. Separate terminal box for space heaters & RTDs shall be provided. However for flame proof motors, space heater terminals inside the main terminal box may be acceptable.		
7.02.00	All motors shall be either Totally enclosed fan cooled (TEFC) or totally enclosed tube ventilated (TETV) or Closed air circuit air cooled (CACWA) type. However, motors rated 3000KW or above can be Closed air circuit water cooled (CACW). The method of movement of primary and secondary coolant shall be self-circulated by fan or pump directly mounted on the rotor of the main motor as per IEC 60034-6. However VFD driven motors can be offered with forced cooling type with machine mounted fan or pump driven by separate electric motor. Motors and EPB located in hazardous areas shall have flame proof enclosures conforming to IS:2148 as detailed below		
LOT-3 PROJECTS FLUE GAS DESULPHURISATION (FGD) SYSTEM PACKAGE	TECHNICAL SPECIFICATION SECTION – VI, PART-B BID DOC NO : CS-0011-109(3)-9	SUB SECTION-II-E2 MOTORS	PAGE 3 OF 9

CLAUSE NO.	TECHNICAL REQUIREMENTS			
7.03.00	(a) Fuel oil area	:	Group – IIB	
	(b) Hydrogen generation	:	Group - IIC or (Group-I, Div-II as per plant area NEC) or (Class-1, Group-B, Div-II as per NEMA /IEC60034)	
7.03.00	Winding and Insulation			
	(a) Type	:	Non-hygroscopic, oil resistant, flame resistant	
	(b) Starting duty	:	Two hot starts in succession, with motor initially at normal running temperature.	
	(c) 11kV, 6.6 KV & 3.3 kV AC motors	:	Thermal class 155 (F) insulation. The winding insulation process shall be total Vacuum Pressure Impregnated i.e resin poor method. The lightning Impulse & interturn insulation surge withstand level shall be as per IEC-60034 part-15.	
	(d) 240VAC, 415V AC & 220V DC motors	:	Thermal Class (B) or better	
7.04.00	Motors rated above 1000KW shall have insulated bearings/housing to prevent flow of shaft currents.			
7.05.00	Motors with heat exchangers shall have dial type thermometer with adjustable alarm contacts to indicate inlet and outlet primary air temperature.			
7.06.00	Noise level for all the motors shall be limited to 85 dB(A) except for BFP motor for which the maximum limit shall be 90dB(A). Vibration shall be limited within the limits prescribed in IS:12075 / IEC 60034-14 . Motors shall withstand vibrations produced by driven equipment. HT motor bearing housings shall have flat surfaces, in both X and Y directions, suitable for mounting 80mmX80mm vibration pads.			
7.07.00	In HT motors, at least four numbers simplex / two numbers duplex platinum resistance type temperature detectors shall be provided in each phase stator winding. Each bearing of HT motor shall be provided with dial type thermometer and minimum 2 numbers duplex platinum resistance type temperature detectors.			
7.08.00	Motor body shall have two earthing points on opposite sides.			
7.09.00	11 KV motors shall be offered with Separable Insulated Connector (SIC) as per IEEE 386. The offered SIC terminations shall be provided with protective cover and trifurcating sleeves. SIC termination kit shall be suitable for fault level of 25 KA for 0.17 seconds.			
7.10.00	3.3/6.6 KV motors shall be offered with dust tight phase separated double walled (metallic as well as insulated barrier) Terminal box. Contractor shall provide termination kit for the offered Terminal box. The offered Terminal Box shall be			
LOT-3 PROJECTS FLUE GAS DESULPHURISATION (FGD) SYSTEM PACKAGE		TECHNICAL SPECIFICATION SECTION – VI, PART-B BID DOC NO : CS-0011-109(3)-9	SUB SECTION-II-E2 MOTORS	PAGE 4 OF 9


CLAUSE NO.	TECHNICAL REQUIREMENTS 		
	<p>suitable for fault level of 250 MVA for 0.12 sec. Removable gland plates of thickness 3 mm (hot/cold rolled sheet steel) or 4 mm (non magnetic material for single core cables) shall be provided.</p>		
7.11.00	<p>The spacing between gland plate & centre of bottom terminal stud shall be as per Table-I.</p>		
7.12.00	<p>All motors shall be so designed that maximum inrush currents and locked rotor and pullout torque developed by them at extreme voltage and frequency variations do not endanger the motor and driven equipment.</p>		
7.13.00	<p>The motors shall be suitable for bus transfer schemes provided on the 11KV, 6.6 KV, 3.3 kV /415V systems without any injurious effect on its life.</p>		
7.14.00	<p>For motors rated 2000 KW & above, neutral current transformers of PS class shall be provided on each phase in a separate neutral terminal box.</p>		
7.15.00	<p>The size and number of cables (for HT motors) to be intimated to the successful Contactor during detailed engineering and the Contactor shall provide terminal box suitable for the same.</p>		
8.00.00	<p>The ratio of locked rotor KVA at rated voltage to rated KW shall not exceed the following (without any further tolerance):</p> <p>(a) From 50KW & upto 110KW : 11.0</p> <p>(b) From 110 KW & upto 200 KW : 9.0</p> <p>(c) Above 200 KW & upto 1000KW : 10.0</p> <p>(d) From 1001KW & upto 4000KW : 9.0</p> <p>(e) Above 4000KW : 6 to 6.5</p>		
10.00.00	TYPE TEST		
10.01.00	HT MOTORS		
10.01.01	<p>The Contactor shall carry out the type tests as listed in this specification on the equipment to be supplied under this contract. The Contactor shall indicate the charges for each of these type tests separately in the relevant schedule of Section - VII- (BPS) and the same shall be considered for the evaluation of the bids. The type tests charges shall be paid only for the test(s) actually conducted successfully under this contract and upon certification by the Employer's engineer.</p>		
10.01.02	<p>The type tests shall be carried out in presence of the Employer's representative, for which minimum 15 days notice shall be given by the Contactor. The Contactor shall obtain the Employer's approval for the type test procedure before conducting the type test. The type test procedure shall clearly specify the test set-up, instruments to be used, procedure, acceptance norms, recording of different</p>		
LOT-3 PROJECTS FLUE GAS DESULPHURISATION (FGD) SYSTEM PACKAGE	TECHNICAL SPECIFICATION SECTION – VI, PART-B BID DOC NO : CS-0011-109(3)-9	SUB SECTION-II-E2 MOTORS	PAGE 5 OF 9

CLAUSE NO.	TECHNICAL REQUIREMENTS 		
<p>10.01.03</p> <p>10.01.04</p> <p>10.01.05</p>	<p>parameters, interval of recording, precautions to be taken etc. for the type test(s) to be carried out.</p> <p>In case the Contactor has conducted such specified type test(s) within last ten years as on the date of bid opening, he may submit during detailed engineering the type test reports to the Employer for waiver of conductance of such test(s). These reports should be for the tests conducted on the equipment similar to those proposed to be supplied under this contract and test(s) should have been either conducted at an independent laboratory or should have been witnessed by a client. The Employer reserves the right to waive conducting of any or all the specified type test(s) under this contract. In case type tests are waived, the type test charges shall not be payable to the Contactor.</p> <p>Further the Contactor shall only submit the reports of the type tests as listed in "LIST OF TESTS FOR WHICH REPORTS HAVE TO BE SUBMITTED" and carried out within last ten years from the date of bid opening. These reports should be for the test conducted on the equipment similar to those proposed to be supplied under this contract and the test(s) should have been either conducted at an independent laboratory or should have been witnessed by a client. However if the Contactor is not able to submit report of the type test(s) conducted within last ten years from the date of bid opening, or in the case of type test report(s) are not found to be meeting the specification requirements, the Contactor shall conduct all such tests under this contract at no additional cost to the Employer either at third party lab or in presence of client/Employers representative and submit the reports for approval.</p> <p>LIST OF TYPE TESTS TO BE CONDUCTED</p> <p>The following type tests shall be conducted on each type and rating of HT motor</p> <p>(a) No load saturation and loss curves upto approximately 115% of rated voltage</p> <p>(b) Measurement of noise at no load.</p> <p>(c) Momentary excess torque test (subject to test bed constraint).</p> <p>(d) Full load test(subject to test bed constraint)</p> <p>(e) Temperature rise test at rated conditions. During heat run test, bearing temp., winding temp.,coolant flow and its temp. shall also be measured. In case the temperature rise test is carried at load other than rated load, specific approval for the test method and procedure is required to be obtained. Wherever ETD's are provided, the temperature shall be measured by ETD's also for the record purpose.</p>		
<p>LOT-3 PROJECTS FLUE GAS DESULPHURISATION (FGD) SYSTEM PACKAGE</p>	<p>TECHNICAL SPECIFICATION SECTION – VI, PART-B BID DOC NO : CS-0011-109(3)-9</p>	<p>SUB SECTION-II-E2 MOTORS</p>	<p>PAGE 6 OF 9</p>

CLAUSE NO.	TECHNICAL REQUIREMENTS 		
10.01.06	<p>LIST OF TESTS FOR WHICH REPORTS HAVE TO BE SUBMITTED</p> <p>The following type test reports shall be submitted for each type and rating of HT motor</p> <ul style="list-style-type: none"> (a) Degree of protection test for the enclosure followed by IR, HV and no load run test. (b) Terminal box-fault level withstand test for each type of terminal box of HT motors only. (c) Lightning Impulse withstand test on the sample coil shall be as per clause no. 4.3 IEC-60034, part-15 (d) Surge-withstand test on inter-turn insulation shall be as per clause no. 4.2 of IEC 60034, part-15 		
10.02.00	<p>LT Motors</p>		
10.02.01	<p>LT Motors supplied shall be of type tested design. During detailed engineering, the Contactor shall submit for Employer's approval the reports of all the type tests as listed in this specification and carried out within last <i>ten</i> years from the date of bid opening. These reports should be for the test conducted on the equipment similar to those proposed to be supplied under this contract and the test(s) should have been either conducted at an independent laboratory or should have been witnessed by a client.</p>		
10.02.02	<p>However if the Contactor is not able to submit report of the type test(s) conducted within last ten years from the date of bid opening, or in the case of type test report(s) are not found to be meeting the specification requirements, the Contactor shall conduct all such tests under this contract at no additional cost to the Employer either at third party lab or in presence of client/Employers representative and submit the reports for approval.</p>		
10.02.03	<p>LIST OF TESTS FOR WHICH REPORTS HAVE TO BE SUBMITTED</p> <p>The following type test reports shall be submitted for each type and rating of LT motor of above 100 KW only</p> <ul style="list-style-type: none"> 1. Measurement of resistance of windings of stator and wound rotor. 2. No load test at rated voltage to determine input current power and speed 3. Open circuit voltage ratio of wound rotor motors (in case of Slip ring motors) 4. Full load test to determine efficiency power factor and slip 5. Temperature rise test 		
<p>LOT-3 PROJECTS FLUE GAS DESULPHURISATION (FGD) SYSTEM PACKAGE</p>	<p>TECHNICAL SPECIFICATION SECTION – VI, PART-B BID DOC NO : CS-0011-109(3)-9</p>	<p>SUB SECTION-II-E2 MOTORS</p>	<p>PAGE 7 OF 9</p>

CLAUSE NO.	TECHNICAL REQUIREMENTS			एनटीपीसी NTPC	
	<p>6. Momentary excess torque test.</p> <p>7. High voltage test</p> <p>8. Test for vibration severity of motor.</p> <p>9. Test for noise levels of motor(Shall be limited as per clause no 7.06.00 of this section)</p> <p>10. Test for degree of protection and</p> <p>11. Overspeed test.</p> <p>12. Type test reports for motors located in fuel oil area having flame proof enclosures as per IS 2148 / IEC 60079-1</p> <p>10.03.00 All acceptance and routine tests as per the specification and relevant standards shall be carried out. Charges for these shall be deemed to be included in the equipment price.</p> <p>10.04.00 The type test reports once approved for any projects shall be treated as reference. For subsequent projects of NTPC, an endorsement sheet will be furnished by the manufacturer confirming similarity and "No design Change". Minor changes if any shall be highlighted on the endorsement sheet.</p>	<p>LOT-3 PROJECTS FLUE GAS DESULPHURISATION (FGD) SYSTEM PACKAGE</p>	<p>TECHNICAL SPECIFICATION SECTION – VI, PART-B BID DOC NO : CS-0011-109(3)-9</p>	<p>SUB SECTION-II-E2 MOTORS</p>	<p>PAGE 8 OF 9</p>

CLAUSE NO.	TECHNICAL REQUIREMENTS																														
	<div style="text-align: right; border: 1px solid black; padding: 2px; width: fit-content; margin: 0 auto;">एन.टी.पी.सी. NTPC</div> <p style="text-align: center;">TABLE - I</p> <p style="text-align: center;">DIMENSIONS OF TERMINAL BOXES FOR LV MOTORS</p> <table border="0" style="width: 100%; border-collapse: collapse;"> <thead> <tr> <th style="text-align: left; width: 60%;">Motor MCR in KW</th> <th style="text-align: left;">Minimum distance between centre of bottom terminal stud and gland plate in mm</th> </tr> </thead> <tbody> <tr> <td>UP to 3 KW</td> <td>As per manufacturer's practice.</td> </tr> <tr> <td>Above 3 KW - upto 7 KW</td> <td style="text-align: right;">85</td> </tr> <tr> <td>Above 7 KW - upto 13 KW</td> <td style="text-align: right;">115</td> </tr> <tr> <td>Above 13 KW - upto 24 KW</td> <td style="text-align: right;">167</td> </tr> <tr> <td>Above 24 KW - upto 37 KW</td> <td style="text-align: right;">196</td> </tr> <tr> <td>Above 37 KW - upto 55 KW</td> <td style="text-align: right;">249</td> </tr> <tr> <td>Above 55 KW - upto 90 KW</td> <td style="text-align: right;">277</td> </tr> <tr> <td>Above 90 KW - upto 125 KW</td> <td style="text-align: right;">331</td> </tr> <tr> <td>Above 125 KW-upto 200 KW</td> <td style="text-align: right;">385/203 (For Single core cables only)</td> </tr> </tbody> </table> <p>For HT motors the distance between gland plate and the terminal studs shall not be less than 500 mm.</p> <p>PHASE TO PHASE/ PHASE TO EARTH AIR CLEARANCE:</p> <p>NOTE: Minimum inter-phase and phase-earth air clearances for LT motors with lugs installed shall be as follows:</p> <table border="0" style="width: 100%; border-collapse: collapse;"> <thead> <tr> <th style="text-align: left; width: 60%;">Motor MCR in KW</th> <th style="text-align: left;">Clearance</th> </tr> </thead> <tbody> <tr> <td>UP to 110 KW</td> <td style="text-align: right;">10mm</td> </tr> <tr> <td>Above 110 KW and upto 150 KW</td> <td style="text-align: right;">12.5mm</td> </tr> <tr> <td>Above 150 KW</td> <td style="text-align: right;">19mm</td> </tr> </tbody> </table>			Motor MCR in KW	Minimum distance between centre of bottom terminal stud and gland plate in mm	UP to 3 KW	As per manufacturer's practice.	Above 3 KW - upto 7 KW	85	Above 7 KW - upto 13 KW	115	Above 13 KW - upto 24 KW	167	Above 24 KW - upto 37 KW	196	Above 37 KW - upto 55 KW	249	Above 55 KW - upto 90 KW	277	Above 90 KW - upto 125 KW	331	Above 125 KW-upto 200 KW	385/203 (For Single core cables only)	Motor MCR in KW	Clearance	UP to 110 KW	10mm	Above 110 KW and upto 150 KW	12.5mm	Above 150 KW	19mm
Motor MCR in KW	Minimum distance between centre of bottom terminal stud and gland plate in mm																														
UP to 3 KW	As per manufacturer's practice.																														
Above 3 KW - upto 7 KW	85																														
Above 7 KW - upto 13 KW	115																														
Above 13 KW - upto 24 KW	167																														
Above 24 KW - upto 37 KW	196																														
Above 37 KW - upto 55 KW	249																														
Above 55 KW - upto 90 KW	277																														
Above 90 KW - upto 125 KW	331																														
Above 125 KW-upto 200 KW	385/203 (For Single core cables only)																														
Motor MCR in KW	Clearance																														
UP to 110 KW	10mm																														
Above 110 KW and upto 150 KW	12.5mm																														
Above 150 KW	19mm																														
LOT-3 PROJECTS FLUE GAS DESULPHURISATION (FGD) SYSTEM PACKAGE	TECHNICAL SPECIFICATION SECTION – VI, PART-B BID DOC NO : CS-0011-109(3)-9	SUB SECTION-II-E2 MOTORS	PAGE 9 OF 9																												

CLAUSE NO.	TECHNICAL REQUIREMENTS	
3.05.03	1.1 KV grade Straight Through Joint shall be of proven design.	
3.06.00	Cable glands	
3.06.01	Cables shall be terminated using double compression type cable glands. Testing requirements of Cable glands shall conform to BS:6121 and glands shall be of robust construction capable of clamping cables and cable armour (for armoured cables) firmly without injury to insulation. Cable glands shall be made of heavy duty brass machine finished and nickel chrome plated. Thickness of plating shall not be less than 10 micron. All washers and hardware shall also be made of brass with nickel chrome plating. Rubber components shall be of neoprene or better synthetic material and of tested quality. Cable glands shall be suitable for the sizes of cable supplied/erected.	
3.07.00	Cable lugs/ferrules	
3.07.01	Cable lugs/ferrules for power cables shall be tinned copper solderless crimping type suitable for aluminium compacted conductor cables. Cable lugs and ferrules for control cables shall be tinned copper type. The cable lugs for control cables shall be provided with insulating sleeve and shall suit the type of terminals provided on the equipments. Cable lugs and ferrule shall conform to IS/DIN standards.	
3.08.00	Trefoil clamps	
3.08.01	Trefoil clamps for single core cables shall be pressure die cast aluminum or fibre glass or nylon and shall include necessary fixing accessories like G.I. nuts, bolts, washers, etc. Trefoil clamps shall have adequate mechanical strength, when installed at 1 mtr intervals, to withstand the forces generated by the peak value of maximum system short circuit current.	
3.09.00	Cable Clamps & Ties	
3.09.01	The cable clamps/ties required to clamp multicore cables shall be of SS-316 material, 12mm wide, polyester coated ladder lock type. The clamps/ties shall have self locking arrangement & shall have sufficient strength. The cable clamps/ties shall be supplied in finished individual pieces of suitable length to meet the site requirements.	
3.10.00	Receptacles	
3.10.01	Receptacles boxes shall be fabricated out of MS sheet of 2mm thickness and hot dipped galvanised or of die-cast aluminium alloy of thickness not less than 2.5 mm. The boxes shall be provided with two nos. earthing terminals, gasket to achieve IP55 degree of protection, terminal blocks for loop-in loop-out for cable of specified sizes, mounting brackets suitable for surface mounting on wall/column/structure, gland plate etc. The ON-OFF switch shall be rotary type heavy duty, double break, AC23 category, suitable for AC supply. Plug and Socket shall be shrouded Die-cast aluminium. Socket shall be provided with lid safety cover. Robust mechanical interlock shall be provided such that the switch can be put ON only when the plug is fully engaged and plug can be withdrawn only when the switch is in OFF position. Also cover can be opened only when the switch is in OFF position. Wiring shall be carried out with 1100 V grade PVC insulated stranded aluminium/copper wire of adequate size. The Terminal blocks shall be of 1100 V grade. The Terminal blocks shall be of 1100 V grade made up of unbreakable polyimide 6.6 grade with adequate current rating and size. The welding receptacles shall be provided with RCCB/ RCD of 30mA sensitivity having facility for manual testing/checking of operation of RCCB/RCD.	
3.11.00	Cable Drum Lifting Jack	
	The jack for cable drum lifting shall be of screw type with 10 ton capacity. The cable drum jacks shall be manufactured from fabricated steel. The spindles supplied with the cable drum jack shall be manufactured using BSEN-24 grade steel bar with locking collars. Jack	
LOT-3 PROJECTS FLUE GAS FLUE GAS DESULPHURISATION (FGD) SYSTEM PACKAGE	TECHNICAL SPECIFICATION SECTION – VI, PART-B BID DOC NO : CS-0011-109(3)-9	SUB SECTION-II-E6 CABLING, EARTHING & LIGHTNING PROTECTION
		Page 7 of 23

CLAUSE NO.

QUALITY ASSURANCE



MOTOR


TESTS/CHECKS	Visual	Dimensional	Make/Type/Rating /Gen Physical Inspection	Mech/Chem. Properties	NDT /DP/MP/UT	Metallography	Electrical Characteristics	Welding/Brazing(WPS/PQR)	Heat Treatment	Magnetic Characteristics	Hydraulic/Leak/Pressure Test	Thermal Characteristics	Run out	Dynamic Balancing	Routine & Acceptance tests as per IS-325/IS-4722 /IS- 9283/IS 2148/IEC60034/IEC 60079-1/ IS-12615	Vibration	Over speed	Tan delta, shaft voltage & polarization index test	Paints made, thickness & adhesion
Plates for stator frame, end shield, spider etc.	Y	Y	Y	Y	Y				Y										
Shaft	Y	Y	Y	Y	Y				Y										
Magnetic Material	Y	Y	Y	Y			Y			Y		Y							
Rotor Copper/Aluminium	Y	Y	Y	Y			Y		Y										
Stator copper	Y	Y	Y	Y		Y			Y		Y								
SC Ring	Y	Y	Y	Y	Y		Y	Y	Y										
Insulating Material	Y		Y	Y			Y					Y							
Tubes, for Cooler	Y	Y	Y	Y	Y				Y		Y								
Sleeve Bearing	Y	Y	Y	Y	Y				Y	Y									
Stator/Rotor, Exciter Coils	Y	Y	Y				Y	Y											
Castings, stator frame, terminal box and bearing housing etc.	Y	Y	Y	Y	Y			Y											
Fabrication & machining of stator, rotor, terminal box	Y	Y			Y			Y	Y										

LOT-3 PROJECTS
FLUE GAS DESULPHURISATION (FGD)
SYSTEM PACKAGE

TECHNICAL SPECIFICATION
SECTION – VI
BID DOC. NO.:CS-0011-109(3)-9

PART-B
SUB-SECTION-V-QE1
MOTORS

PAGE 1 OF 2

CLAUSE NO.	QUALITY ASSURANCE																			
Wound stator	Y	Y					Y	Y												
Wound Exciter	Y	Y					Y	Y												
Rotor complete	Y	Y					Y					Y	Y							
Exciter, Stator, Rotor, Terminal Box assembly	Y	Y					Y													
Accessories, RTD, BT, CT, Space heater, anti friction bearing, gaskets etc.	Y	Y	Y																	
Complete Motor	Y	Y	Y											Y	Y	Y	Y1	Y		
<p>Note: 1. This is an indicative list of tests/checks. The manufacture is to furnish a detailed Quality Plan indicating the practices & Procedure followed along with relevant supporting documents during QP finalization. However, No QP for LT motor upto 50KW.</p> <p>2. Additional routine tests for Flame proof motors shall be applicable as per relevant standard</p> <p>3. Makes of major bought out items for HT motors will be subject to NTPC approval.</p> <p>4. Y1 = for HT Motor / Machines only.</p>																				

876754/2022/PS-PEM-MSE

	TITLE:	SPEC. NO.: PE-TS-466-100-N001
	TECHNICAL SPECIFICATION	SECTION: IC
	MISCELLANEOUS PUMPS	SUB-SECTION:
		REV. NO. 00 DATE APR-2022
	SPECIFIC TECHNICAL REQUIREMENTS	SHEET 1 OF 2

SUB-SECTION – IC

SPECIFIC TECHNICAL REQUIREMENTS (C&I)

876754/2022/PS-PEM-MSE

	TITLE:	SPEC. NO.: PE-TS-466-100-N001
	TECHNICAL SPECIFICATION	SECTION: IC
	MISCELLANEOUS PUMPS	SUB-SECTION:
		REV. NO. 00 DATE APR-2022
	SPECIFIC TECHNICAL REQUIREMENTS	SHEET 2 OF 2

NOT APPLICABLE

876754/2022/PS-PEM-MSE

	TITLE:	SPEC. NO.: PE-TS-466-100-N001	
		SECTION: ID	
		SUB-SECTION:	
		REV. NO. 00	DATE APR-2022
	SPECIFIC TECHNICAL REQUIREMENTS	SHEET 1	OF 1

SUB-SECTION – ID

DATASHEET-A



DATA SHEET - A

SPECIFICATION NO.:
PE-TS-466-100-N001

40
876

MISCELLANEOUS PUMPS (HORIZONTAL)

REV. NO.: 00

DATE : APR-2022

KORBA-FGD PACKAGE

SECTION:

ID

Sl. No.	DESCRIPTION	ECW PUMPS	ACW PUMPS
HORIZONTAL PUMPS			
1.0	SERVICE		
1.1	Total no. of pumps for Project	8	9
1.2	No. of working & standby pumps	(7W+1S) for Station	(7W+2S) for Station
1.3	Liquid Handled (ref. water analysis enclosed herein)	pH corrected DM Water	Clarified Water
1.4	Location (Indoor / Outdoor)	Outdoor	Outdoor
1.5	Duty	Continuous	Continuous
1.6	No. of pumps working in parallel	7	7
1.7	Specific gravity	1	1
1.8	System design pressure (kg/sqcm), g	10	7.5
2.0	DESIGN PARAMETERS		
2.1	Design capacity each, M ³ /hr	45	95
2.2	Total dynamic head (MWC)	72	23
2.3	Suction Pressure(MWC)	10 M	Flooded Suction
2.4	Design Temperature (°C)	60	60
2.5	Maximum permissible speed of pump (RPM)	1500	1500
2.6	Max. limit on shut off head Corresponding to pump TDH (MWC) at 51.5 Hz	Not to exceed 90 MWC	Not to exceed 50 MWC
2.7	Operating range	-----40-130% of design duty point flow-----	
2.8	Motor rating	Motor rating at ambient temperature of 50 Deg.Cel. (including voltage and frequency variations) shall be the maximum of the following requirements: a) 15% margin over the pump shaft input power at the rated duty point. b) 10% margin over the maximum pump shaft input power required within the entire characteristic curve of the pump. c) Pump shaft input power required considering the overloading of the pump assuming single pump operation in the event of tripping of one or more of the pumps operating in parallel.	
2.9	Permissible tolerance in rated capacity & TDH	no negative tolerance	
2.10	Permissible tolerance in efficiency at rated capacity(%)	no negative tolerance	
2.11	Performance/Design Standard	HIS / EQUIVALENT	



DATA SHEET - A

SPECIFICATION NO.:
PE-TS-466-100-N001

41

876

MISCELLANEOUS PUMPS (HORIZONTAL)

REV. NO.: 00

DATE : APR-2022

KORBA-FGD PACKAGE

SECTION:

I D

Sl. No.	DESCRIPTION	ECW PUMPS	ACW PUMPS
3.0	CONSTRUCTION FEATURES		
3.1	Pump type	Horizontal centrifugal type Between Bearing Pump	Horizontal centrifugal type Between Bearing Pump
3.2	Impeller type	Closed	Closed
3.3	Casing type	Horizontal split type	Horizontal split type
3.4	Coupling type	Flexible spacer type	Flexible spacer type
3.5	Sealing arrangement	Gland packing initially & Mechanical seal finally after commissioning	Gland packing
3.6	Type of Lubrication	Self Liquid/Grease	Self Liquid/Grease
3.7	Pump characteristics	Non Overloading type & stable	Non Overloading type & stable
3.8	Drain Plugs, vent with valve, lifting lugs, priming connection, coupling guard and lifting lugs	Required	
4.0	MATERIALS OF CONSTRUCTION		
4.1	Casing	ASTM-A-351 CF 8M	2.5% Ni CI to IS 210 GR FG-260
4.2	Impeller	ASTM-A-351 CF 8M	Bronze to IS 318 Gr. I/II or SS - 316 / CF8M
4.3	Shaft	SS 316	SS 316
4.4	Shaft Sleeves	SS 410	SS 410
4.5	Impeller Wearing rings	SS 316	High leaded bronze to IS-318 Gr.V /SS -316 for SS Impeller
4.6	Bolts & Nuts - Non Wetted	SS	SS
4.7	Gland/Seal Cover	SS 316	2.5% Ni CI to IS 210 GR FG-260
4.8	Lantern Ring	SS 316	Bronze
4.9	Mech. seal	As per Manufacturer standard	N.A.
4.10	Gland Packing	Teflon Impregnated (Non-Asbestos type)	Teflon Impregnated (Non-Asbestos type)
4.10	Base Plate	MS Fabricated IS-2062 (min. thk.-10 mm) with epoxy coating	MS Fabricated IS-2062 (min. thk.-10 mm) with epoxy coating
4.11	Stuffing Box	ASTM-A-351 CF 8M	2.5% Ni CI to IS 210 GR FG-260
4.12	Casing Wearing rings (If applicable)	As per Manufacturer standard	As per Manufacturer standard
4.13	Coupling	CI	CI
4.14	Connecting Pipe material (for deciding counterflange material)	Carbon Steel as per IS:2062, Plates rolled & welded as per IS 3589/ERW confirming to IS 1239 Heavy grade	Carbon Steel as per IS:2062, Plates rolled & welded as per IS 3589/ERW confirming to IS 1239 Heavy grade
4.15	Fasteners-Wetted	SS	SS



DATA SHEET - A

SPECIFICATION NO.:
PE-TS-466-100-N001

42

876

MISCELLANEOUS PUMPS (HORIZONTAL)

REV. NO.: 00

DATE : APR-2022

KORBA-FGD PACKAGE

SECTION:

I D

Sl. No.	DESCRIPTION	ECW PUMPS	ACW PUMPS
5.0	MANDATORY SPARES FOR PUMP SET		
5.1	Impeller with nuts & other accessories	1 Set	1 Set
5.2	Wearing rings (Impeller & Casing ; as applicable)	2 Set	2 Set
5.3	Shaft	1 Set	1 Set
5.4	Shaft Sleeves	2 Set	2 Set
5.5	Pump & Drive Coupling, bushes, pins with all fasteners	1 Set	1 Set
5.6	Pump bearings	1 Set	1 Set
5.7	Mechanical Seal	1 Set	N.A.

Mandatory Spare Note:

1. One(1) set consists of quantity required for complete replacement for one(1) Pump of each type/size. Also the 'set' would include all components/hardware required to replace the item.
2. Wherever quantity has been specified as percentage (%), it shall mean percentage (%) of the total population of the item in the station (project), unless specified otherwise and the fraction will be rounded off to the next higher whole number.
3. Wherever the quantities have been indicated for each type, size, thickness, material, radius, range etc. these shall cover all the items supplied and installed and the break up for these shall be furnished in the bid.
4. In case spares indicated in the list are not applicable to the particular design offered by the bidder, the bidder should offer spares applicable to offered design with quantities generally in line with the approach followed as above.
5. Each spare shall be clearly marked and labeled on the outside of the packing with its description. When more than one spare part is packed in single case, a general description of the contents shall be shown on the outside of such case and a detailed list enclosed. All cases, containers and other packages must be suitably marked and numbered for the purpose of identification.



DATA SHEET - A

SPECIFICATION NO.:
PE-TS-466-100-N001

43

876

MISCELLANEOUS PUMPS (HORIZONTAL)

REV. NO.: 00


DATE : APR-2022

KORBA-FGD PACKAGE

SECTION:

I D

Sl. No.	DESCRIPTION	ECW PUMPS	ACW PUMPS
6.0	BID EVALUATION RATE		
6.1	Bid evaluation rate	Rs. 191,661 per KW	Rs. 191,661 per KW
6.2	Benchmark efficiency for Bid evaluation		
6.2.1	Pump Efficiency	45	75
6.2.2	Motor Efficiency	92.6	90.1
Notes :			
1	Material of construction for other components not specified above shall be similarly selected in line with the above for the duty intended and subject to approval.		
2	For items stated as not applicable by bidder, shall have to be supplied without any cost implication to BHEL in the event they are found to be applicable during detail engineering stage.		
3	For all HT motor driven pumps (wherever applicable), bidder shall provide flat surface with dimensions 60 MM x60 MM on bearing Housing for mounting vibration measuring block and a key slots of dimensions 30MM (L) X 15 MM (W) X 3 MM (D) on each pump shaft or some other suitable location which shall be confirmed during detail engineering by BHEL for Phase Marker.		
4	Wherever SS material is coming in contact with non SS material, suitable isolation (rubber etc.) shall be provided to avoid galvanic corrosion.		


	TECHNICAL SPECIFICATIONS	Specification No. : PE-TS-466-100-N001, Rev0			
	MISCELLANEOUS PUMPS	VOLUME:	IIB	SECTION:	D1
		REV. NO.	0	DATE:	APR-2022

A. DM WATER ANALYSIS:

Conductivity: Less than 0.1 microS/cm
Total silica: 0.01 to 0.02 ppm
pH: 6.8 to 7.2

B. PASSIVATED DM WATER ANALYSIS:

Conductivity: Less than 0.1 microS/cm
Total silica: 0.01 to 0.02 ppm
pH: 8.5 to 9.5

CLAUSE NO.	PROJECT INFORMATION																																																																																		
	<p>TABLE-3 (NOT USED)</p> <p>TABLE-4</p> <p>WATER ANALYSIS</p> <hr/> <table border="0" style="width: 100%; border-collapse: collapse;"> <thead> <tr> <th style="text-align: left; width: 5%;">Sl. No.</th> <th style="text-align: left; width: 40%;">Constituent</th> <th style="text-align: left; width: 30%;"></th> <th style="text-align: left; width: 25%;">as</th> <th style="text-align: left; width: 10%;">mg per litre</th> </tr> </thead> <tbody> <tr> <td colspan="5">A) COOLING WATER ANALYSIS /CW BLOW DOWN WATER ANALYSIS</td> </tr> <tr> <td>1.</td> <td>Calcium</td> <td>CaCO₃</td> <td></td> <td>153.6</td> </tr> <tr> <td>2.</td> <td>Magnesium</td> <td>CaCO₃</td> <td></td> <td>42</td> </tr> <tr> <td>3.</td> <td>Sodium+Potassium</td> <td>CaCO₃</td> <td></td> <td>75</td> </tr> <tr> <td>5.</td> <td>Total Cations</td> <td>CaCO₃</td> <td></td> <td>270.6</td> </tr> <tr> <td>6.</td> <td>Bicarbonates</td> <td>CaCO₃</td> <td></td> <td>107.1</td> </tr> <tr> <td>7.</td> <td>Carbonates</td> <td>CaCO₃</td> <td></td> <td>0</td> </tr> <tr> <td>8.</td> <td>Nitrate</td> <td>CaCO₃</td> <td></td> <td>CaCO₃ 0</td> </tr> <tr> <td>9.</td> <td>Chloride</td> <td>CaCO₃</td> <td></td> <td>45</td> </tr> <tr> <td>10.</td> <td>Sulphate</td> <td>CaCO₃</td> <td></td> <td>118.5</td> </tr> <tr> <td>11.</td> <td>Total Anions</td> <td>CaCO₃</td> <td></td> <td>270.6</td> </tr> <tr> <td>12.</td> <td>Silica</td> <td></td> <td>SiO₂</td> <td>33</td> </tr> <tr> <td>13.</td> <td>Iron</td> <td></td> <td>Fe</td> <td>1.0</td> </tr> <tr> <td>14.</td> <td>pH Value</td> <td>-</td> <td></td> <td>7.8-8.2</td> </tr> <tr> <td>15.</td> <td>Turbidity</td> <td>NTU</td> <td></td> <td>60</td> </tr> </tbody> </table> <p>Note : The C.W system is expected to operate at about 3 Cycles of Concentration.</p>			Sl. No.	Constituent		as	mg per litre	A) COOLING WATER ANALYSIS /CW BLOW DOWN WATER ANALYSIS					1.	Calcium	CaCO ₃		153.6	2.	Magnesium	CaCO ₃		42	3.	Sodium+Potassium	CaCO ₃		75	5.	Total Cations	CaCO ₃		270.6	6.	Bicarbonates	CaCO ₃		107.1	7.	Carbonates	CaCO ₃		0	8.	Nitrate	CaCO ₃		CaCO ₃ 0	9.	Chloride	CaCO ₃		45	10.	Sulphate	CaCO ₃		118.5	11.	Total Anions	CaCO ₃		270.6	12.	Silica		SiO ₂	33	13.	Iron		Fe	1.0	14.	pH Value	-		7.8-8.2	15.	Turbidity	NTU		60
Sl. No.	Constituent		as	mg per litre																																																																															
A) COOLING WATER ANALYSIS /CW BLOW DOWN WATER ANALYSIS																																																																																			
1.	Calcium	CaCO ₃		153.6																																																																															
2.	Magnesium	CaCO ₃		42																																																																															
3.	Sodium+Potassium	CaCO ₃		75																																																																															
5.	Total Cations	CaCO ₃		270.6																																																																															
6.	Bicarbonates	CaCO ₃		107.1																																																																															
7.	Carbonates	CaCO ₃		0																																																																															
8.	Nitrate	CaCO ₃		CaCO ₃ 0																																																																															
9.	Chloride	CaCO ₃		45																																																																															
10.	Sulphate	CaCO ₃		118.5																																																																															
11.	Total Anions	CaCO ₃		270.6																																																																															
12.	Silica		SiO ₂	33																																																																															
13.	Iron		Fe	1.0																																																																															
14.	pH Value	-		7.8-8.2																																																																															
15.	Turbidity	NTU		60																																																																															
LOT-3 PROJECTS FLUE GAS DESULPHURISATION (FGD) SYSTEM PACKAGE	TECHNICAL SPECIFICATION SECTION – VI, PART-A BID DOC. NO.:CS-0011-109(3)-9	SUB SECTION-II-A4 PROJECT INFORMATION (KSTPP-I, II & III)	PAGE 31 OF 36																																																																																

876754/2022/PS-PEM-MSE

	TITLE:	SPEC. NO.: PE-TS-466-100-N001
	TECHNICAL SPECIFICATION	SECTION: II
	MISCELLANEOUS PUMPS	SUB-SECTION:
	STANDARD TECHNICAL SPECIFICATION	REV. NO. 00 DATE APR-2022
		SHEET 1 OF 1

SUB-SECTION - II

STANDARD TECHNICAL SPECIFICATION


876754/2022/PS-PEM-MSE

	TITLE:	SPEC. NO.: PE-TS-466-100-N001	
		SECTION: IIA	
		SUB-SECTION:	
		REV. NO. 00	DATE APR-2022
	STANDARD TECHNICAL SPECIFICATION	SHEET 1	OF 1

SUB-SECTION - IIA

STANDARD TECHNICAL SPECIFICATION (MECHANICAL)

- STANDARD TECHNICAL SPECIFICATION FOR MISC. PUMPS (HORIZONTAL) INCLUDING DATASHEET-C
- STANDARD QUALITY PLANS


	TITLE:	SPECIFICATION NO. PES-179-06	
	STANDARD TECHNICAL SPECIFICATION HORIZONTAL PUMPS	VOLUME:	
		SECTION: IIA	
		REV. NO. 04	DATE: 01/07/2016
		SHEET 1 of 16	


1.00.00 GENERAL INFORMATION


- 1.01.0 The general guidelines as illustrated in the subsequent clauses of this section shall be applicable for horizontal centrifugal pumps to be procured under the scope of this package.
- 1.02.0 It is not the intent to specify herein all the details of design and manufacture. However, the equipment shall conform in all respects to high standards of design, engineering and workmanship, and shall be capable of performing the required duties in a manner acceptable to Engineer/Owner who will interpret the meaning of drawings and specifications and shall be entitled to reject any component or material, which in his judgement is not in full accordance herewith.
- 1.03.0 The omission of specific reference to any component/accessory necessary for the proper performance of Miscellaneous Pumps and drives shall not relieve the bidder of the responsibility of providing such facilities to complete the supply of equipment at quoted prices.
- 1.04.0 BHEL's / Customer's representative shall be given full access to the shop in which the equipment are being manufactured or tested and all test records shall be made available to him.
- 1.05.0 The equipment covered under this specification shall not be dispatched unless the same have been finally inspected, accepted and shipping release issued by BHEL/Customer.

2.00.00 CODES AND STANDARDS

- 2.01.00 In addition to the requirements spelt out elsewhere in the specification, the equipment to be provided under this section shall specifically conform to the following codes, standards, specifications and regulations, as applicable, including all the latest amendments subsequent to the year of publication as mentioned below.
- 2.01.01 IS-1520/1980: Horizontal Centrifugal pumps for clear, cold and fresh water.
- 2.01.02 IS-5120/1977: Technical requirements for Rotodynamic special Purpose pumps.
- 2.01.03 IS-5639/1970: Pumps for handling chemicals & corrosive liquids.
- 2.01.04 IS-5659/1970: Pumps for process water.
- 2.01.05 IS-6536/1972: Pumps for handling volatile liquids.
- 2.01.06 IS-9137/1978: Code for acceptance tests for centrifugal, mixed flow and axial flow pumps- Class 'C'.

	TITLE:		SPECIFICATION NO. PES-179-06
	STANDARD TECHNICAL SPECIFICATION HORIZONTAL PUMPS		VOLUME:
			SECTION: IIA
	REV. NO. 04	DATE: 01/07/2016	
	SHEET 2 of 16		
2.01.07	ISO 3555/1977: BS 5316/1977 Part 2	Acceptance test for centrifugal, mixed flow and axial flow pumps - Class 'B' tests.	
2.01.08	ISO 2548/1973: BS 5316/1976 Part 1	- Do - Class 'C' tests.	
2.01.09	API-610/1989:	Centrifugal pumps for general refinery services.	
2.01.10	HIS	Hydraulic Institute Standards, USA	
2.01.11	PTC 8.2/1965:	Power Test Codes - Centrifugal pumps.	
2.01.12	ASTM-1-165-55	Standard Methods for Liquid Penetration Inspection.	
2.02.00	In case of any contradiction with the above standards and annexure, the stipulations in the annexure shall prevail and shall be binding on the bidder.		
3.00.00	SCOPE OF SUPPLY & SERVICES:		
3.01.00	The miscellaneous pumps and drives scope shall be as specified in Data Sheet A /Section IA.		
3.02.00	The Capacity, Head, Materials of construction and other particulars of pumps are detailed in Data Sheet A of the specification.		
3.03.00	Accessories:		
	All the pumps under this specification shall be complete with following standard/special accessories.		
3.03.01	Standard accessories:		
	a) LT Electric drives/motors (as applicable) with cable gland and lugs at motor end. (The bare HT drive motors and LT motors not in bidder's scope of supply, wherever required supplied as free issue by BHEL refer Cl. 5.08.00).		
	b) Pump motor coupling along with coupling guard.		
	c) Common base plate for pumps and motor.		
	d) Self contained lubrication system along with all internal piping, valves, fittings, specialties etc. as required.		

	TITLE:	SPECIFICATION NO. PES-179-06	
	STANDARD TECHNICAL SPECIFICATION HORIZONTAL PUMPS	VOLUME:	
		SECTION: IIA	
		REV. NO. 04	DATE: 01/07/2016
		SHEET 3 of 16	
	e)	Counter flanges for suction/ discharge nozzles along with fixing nuts, bolts and gaskets.	
	f)	Anchor bolts, nuts, seating steel works, shims etc. as necessary for mounting the pump-motor unit on civil foundations.	
	g)	Suitable vent (with valves)/ lifting/ handling attachments for the pump/ motor/ accessories.	
	h)	Suitable drain connections with isolating valves as applicable.	
	i)	Supply of first fill of lubricants with toping requirements for one year of operation after commissioning and handing over of equipment.	
	j)	Set of "Special" Tools & Tackles for Pumps and motors, if any.	
	k)	Erection and commissioning spares, "on as required" basis.	
	l)	Bidder shall provide various drawings, data, calculations, test reports/ certificates, operation and maintenance manuals, As-built drawings, etc. as specified and as necessary.	
	m)	Mandatory spares as specified in respective Data Sheet-A of this section.	
3.04.00	Services included in Bidder's Scope:		
3.04.01	The pumps shall be guaranteed to meet the performance requirements specified vide Data Sheet -A and also for trouble free operation after commissioning. Schedule of performance guarantees (Section-IIIA) duly filled and signed shall be furnished with the bid.		
3.04.02	Pumps with Mechanical seal shall be supplied with gland packing arrangement initially to site and gland packing arrangement shall be replaced by vendor with mechanical seal arrangement at site after commissioning of the pumps with gland packing. However Mechanical seal shall be dispatched along with main supply for this purpose. Shaft sleeve and any other item required for satisfactory operation of Mechanical seal after replacement at site shall be provided by the pump supplier without any cost implication to BHEL.		
3.04.03	The pumps erected by the purchaser shall be checked by the bidder for correctness of their installation, alignment, etc. at site prior to their commissioning.		
3.04.04	After commissioning of pumps at site, site performance test for Noise, vibration and parallel running of pumps of all pumps for each unit/project shall be conducted by pump vendor at project site to ensure that the pumps meet the specified requirements. Pump vendor shall bring necessary instruments for conductance of site performance test.		

	TITLE:	SPECIFICATION NO. PES-179-06	
	STANDARD TECHNICAL SPECIFICATION HORIZONTAL PUMPS	VOLUME:	
		SECTION: IIA	
		REV. NO. 04	DATE: 01/07/2016
		SHEET 4 of 16	

If the site performance is found not meeting the requirements in any respect as specified, then the equipment shall be rectified or replaced by the vendor, without any commercial implication to BHEL

Note: Applicability of conducting PG test at site by vendor as per above clause shall be applicable if indicated in Section-1A.

If conductance of PG test of pumps at site for Noise, vibration and parallel running of pumps of all pumps for each unit/project is not in bidders scope and same is conducted by BHEL/ customer. In such cases also, if the site performance is found not meeting the requirements in any respect as specified, then the equipment shall be rectified or replaced by the vendor, without any commercial implication to BHEL.

3.04.05 Performance Guarantees for pumps shall stand valid till the satisfactory completion of performance testing by BHEL and its acceptance by purchaser / customer.

3.05.00 Works excluded from Bidder's Scope:

- a) All HT motors and those LT Motors which are specifically excluded.
- b) Civil foundation
- c) Suction/ discharge pipe works
- d) MCC/ Switchgear/Power supply
- e) Power and Control Cables, unless specifically specified in Electrical/ Systems portion of the specification.
- f) Erection of equipments.

4.00.00 BID EVALUATION CRITERIA & LIQUIDATED DAMAGES FOR SHORTFALL:


4.01.00 The bids received shall be evaluated for power consumption at inlet to the motors, in respect of pumps specified in Data Sheet-A (working pump only viz. not the standby), for the purpose of price comparisons as briefed below:


The bid evaluation shall be done at the rate as specified in Data Sheet A per one (1) KW Power consumption, per working pump as follows.


$$\text{KW} = \frac{Q \times H \times S}{P \times M \times 367.2}$$


Where Q = Rated capacity M³/hr
H = Rated TDH, MWC
P = Pump Efficiency
M = Motor Efficiency.
S = Specific Gravity of fluid handled

4.02.00 The efficiencies for pumps and motors for arriving at benchmark power for Bid Evaluation shall be as indicated in Data Sheet A for various pumps.

	TITLE:	SPECIFICATION NO. PES-179-06	
	STANDARD TECHNICAL SPECIFICATION HORIZONTAL PUMPS	VOLUME:	
		SECTION: IIA	
		REV. NO. 04	DATE: 01/07/2016
		SHEET 5 of 16	
<p>No advantage shall be given to the bidder for Aux. Power quoted lower than the Bench mark values calculated with KW calculation formula at Cl. 4.01.00 <i>above, considering the bid evaluation efficiencies for pump and motor as indicated in Data Sheet-A.</i> However the bids shall be evaluated as above if the Aux. Power quoted are higher than Bench mark values.</p> <p>NOTE:</p> <ol style="list-style-type: none"> Efficiencies for HT motors and LT motors not in bidder's scope, for bid evaluation purpose shall be taken based on the maximum value as furnished in Data Sheet A. During contract stage the Guaranteed power consumption of Pumps with BHEL supplied drives (HT/LT) for successful bidder shall be reworked by BHEL as below: <p>Revised guarantee power consumption shall be as per KW calculation formula at Cl. 4.01.00 <i>above, where P = pump efficiency guaranteed by bidder and M = motor efficiency as per approved datasheet of the supplied HT/LT motor.</i></p> <p>4.03.00 Liquidated damages for shortfall in Guaranteed KW</p> <p>The above guaranteed power consumption shall be demonstrated by the successful bidder during performance testing at works/ site.</p> <p>For pumps with BHEL supplied drives, the power consumption shall be compared with the reworked guarantee power consumption, defined as per note no. 2 of Cl. 4.02.00 above for the purpose of shortfall.</p> <p>The liquated damages @ twice the bid evaluation rate as above per KW per working pump shall be levied in the event of failure of bidder to demonstrate the guaranteed power consumption.</p> <p>5.00.00 TECHNICAL REQUIREMENTS:</p> <p>5.01.00 The pumps shall meet the technical requirements of Section-I as well as Section-II. In the event of any contradiction of Section-II with Section-I, the Section-I will prevail.</p> <p>5.02.00 The pumps shall be Electric motor driven.</p> <p>5.03.00 The Pumps shall conform to HIS. It is bare minimum requirement, however, any other equivalent or stringent standard is also acceptable, if, all the requirements of HIS are also met.</p> <p>5.04.00 The horizontal pumps shall be Horizontal split casing type with speeds not exceeding 1500 RPM or as indicated in Data Sheet-A.</p> <p>5.05.00 No negative tolerance shall be permitted in rated capacity & TDH.</p> <p>5.06.00 No negative tolerance shall be permitted in efficiency at rated capacity.</p>			


	TITLE:	SPECIFICATION NO. PES-179-06	
	STANDARD TECHNICAL SPECIFICATION HORIZONTAL PUMPS	VOLUME:	
		SECTION: IIA	
		REV. NO. 04	DATE: 01/07/2016
		SHEET 6 of 16	
5.07.00	<p>The shut off head of pumps shall be more than pump rated TDH and percentage variation may vary depending on the specific speed of the pump as under:</p> <ol style="list-style-type: none"> i. 10-15% for pumps of specific speed up to 1000 US units, ii. 15-20% for pumps of specific speed in the range of 1000 to 2000 US units, iii. 20-40% for pumps of specific speed in the range of 2000 to 4000 US units, iv. Above 50% for pumps of specific speed in the range of 4000 to 7000 US units. 		
5.08.00	<p>All HT motors and those LT motors which are not in bidder's scope of supply: bare motors only, shall be supplied as free issue by BHEL through BHEL, based on ratings and TS (Torque - Speed) curve selected and furnished by the bidders along with their un-priced bid. The responsibility for satisfactory operation for combined performance of pumps & motors shall rest with the bidder only as if, the drive motors also have been supplied by the bidder.</p> <p>Couplings, base plate, foundation bolts, any other fittings, etc. as required shall be supplied by the bidders only. BHEL shall supply one number of each type of drive motors (where drive motor is not in bidder's scope of supply) for shop testing of pumps with job motors. All other motors shall be dispatched by BHEL directly to project sites.</p>		
5.09.00	<p>For all HT motor driven pumps, BHEL has envisaged vibration-monitoring system in their own scope. The bidder shall make provisions for mounting following on the pump/ pump shaft:</p> <ul style="list-style-type: none"> • Purchaser's probes in both DE/NDE bearings of pumps • Key slots on pump shaft and flat surface on bearing housing for mounting vibration measuring block with dimensions as specified in Data Sheet A. • Other components as finalized during detailing. • For mounting of above on the HT motors & specifically excluded LT motors, same shall be taken care by BHEL. 		
5.10.00	<p>The pumps shall be capable of developing the required total head at rated capacity for continuous operation. The pumps shall operate satisfactorily at any point on the Q-H characteristic curve over a range of 0% to 130% capacity and shall be suitable for continuous operation between 30% to 130% capacity.</p>		
5.11.00	<p>Selection of the pumps shall be such that the design point shall be met even with negative manufacturing tolerance.</p>		
5.12.00	<p>The total head capacity curve shall be continuously rising towards the shut off, the pumps shall preferably be non-overloading type and stable.</p>		
5.13.00	<p>The pumps shall be capable of running over the entire range of NPSH conditions required without any noise, vibration or cavitations.</p> <p>The prevailing suction pressures for various pumps are indicated in Data Sheet-A for suitable mechanical design of pumps.</p>		


	TITLE:	SPECIFICATION NO. PES-179-06	
	STANDARD TECHNICAL SPECIFICATION HORIZONTAL PUMPS	VOLUME:	
		SECTION: IIA	
		REV. NO. 04	DATE: 01/07/2016
		SHEET 7 of 16	
5.14.00	The pumps shall be of stiff shaft design. The minimum internal clearances should be sufficiently more than the maximum static deflection of the shaft. Shaft size selected must take into consideration the critical speed as specified in API-610.		
5.15.00	Pumps and motors shall run smooth without undue noise and vibration. The vibration shall be within vibration norms for testing as per American National Standard for 'Rotodynamics Pump' for Vibration Measurement and allowable values, Doc. ANSI/ HIS 9.6.4-2009. The applicable vibration limits for each pump, shall be indicated in the Technical Data sheet to be furnished by the successful bidder after award of LOI/ PO. The noise level shall be limited to 85 dB at distance of 1.0M.		
5.16.00	Pumps of a particular category shall be identical and shall be suitable for parallel operation with equal load division. Components of identical pumps shall be interchangeable.		
5.17.00	After installation, the guaranteed values of noise, vibration and parallel operation of pumps shall be tested and verified. If the site performance is found not meeting the requirements in any respect as specified, then the equipment shall be rectified or replaced by the vendor, at his own cost.		
5.18.00	High reliability of the pumps is an essential requirement and therefore it gets weightage over its efficiency. It is therefore essential that the bidder choose a standard proven model from the range of pumps manufactured.		
5.19.00	The offered pumps shall be of proven design meeting the experience-qualifying requirement of their operation at two sites for a minimum period of one year or as specified in technical PQR. Any deviation to this criterion shall be suitably highlighted in the deviations schedule.		
5.20.00	The bearings shall be self-water lubricated, no external water supply shall be available. The cooling/ lubrication water for bearings, etc. shall be tapped from the pump discharge and supplied thru' bidder's integral pipe work. If water handled by pump is dirty/ not suitable for lubrication/ cooling, the bidder shall provide requisite strainer/ filters, tanks, motorized valves, etc. after the tap off for the required service, the arrangement provided shall be subject to Purchaser's approval.		
6.00.00	MANDATORY SPARES:		
6.01.00	Bidder to provide the Mandatory spares listed vide Data Sheet-A. Unit price of mandatory spares shall be furnished in price Schedule.		
6.02.00	Bidder shall include the cost of Mandatory Spares, unless specified otherwise in Sec-IA of the specification or NIT.		


	TITLE:	SPECIFICATION NO. PES-179-06	
	STANDARD TECHNICAL SPECIFICATION HORIZONTAL PUMPS	VOLUME:	
		SECTION: IIA	
		REV. NO. 04	DATE: 01/07/2016
		SHEET 8 of 16	


7.00.00 OTHER REQUIREMENTS:

- 7.01.00 The quality of water handled by various pumps shall be as per Data Sheet-A.
- 7.02.00 The materials of construction for various components specified are the minimum requirements and materials of construction for other components not specified shall be similarly selected by the bidder for the intended duty.
- 7.03.00 The makes of various bought out items of bidder (i.e. motor, bearings, mechanical seal etc.) shall be subject to purchaser's approval in the event of order.
- 7.04.00 Painting for Pumps
- a) The surface of SS, Gun metal, brass, bronze and non-metallic component shall not be applied with any painting.
 - b) The Steel surface to be applied with painting shall be thoroughly cleaned before applying painting by brushing, shop blasting etc. as per the agreed procedure.
 - c) For all the steel surfaces inside the (indoor installation) building, a coat of red oxide primes of min. thickness DFT of 50 microns followed up with under coat of Synthetic Enamel paint of min. thickness DFT of 50 microns shall be applied. The top coat shall consist of two coats each of min. thickness DFT of 50 microns of synthetic enamel paint and thus total DFT shall be min. 200 microns.
 - d) For all the steel surfaces exposed to (outdoor installation) atmosphere, a coat of chlorinated rubber based zinc phosphate primer of min. thickness DFT of 50 microns followed up with under coat of chlorinated rubber paint of min. thickness DFT of 50 microns shall be applied. Then, intermediate coat consisting of one coat of chlorinated rubber based paint pigmented with Titanium di-oxide with min. thickness DFT of 50 microns and top coat shall consist of two coats each of min. thickness DFT of 50 microns of chlorinated rubber paint shall be provided. Total DFT of paint system shall be min. 200 microns.
- 7.05.00 **It is mandatory for the bidder to submit along with the bid, the deviations if any – whether major or minor in the schedule of deviations only. In the absence of deviations listed in the “Schedule of deviations, the offer shall be deemed to be full conformity with the specification, “not-withstanding” anything else stated elsewhere in bidder’s offer. The implied/indirect deviations shall not be binding on the purchaser.**

	TITLE:	SPECIFICATION NO. PES-179-06	
	STANDARD TECHNICAL SPECIFICATION HORIZONTAL PUMPS	VOLUME:	
		SECTION: IIA	
		REV. NO. 04	DATE: 01/07/2016
		SHEET 9 of 16	
8.00.00	PERFORMANCE REQUIREMENTS		
8.01.00	Performance requirements for the pumps shall be as guided in Data sheet - A enclosed with Section-I.		
8.02.00	Pump(s) shall preferably be designed to have the best efficiency at flow within $\pm 10\%$ of the specified duty point flow. The pumps shall be suitable for continuous operation at any point within the "Range of Operation" as stipulated in the Data Sheet - A attached with Section-I.		
8.03.00	Pump(s) shall preferably have a continuously rising head-capacity characteristics from the specified duty point towards shut-off point, the maximum being at shut-off to enable parallel operation. Under all circumstances, the 'range of operation' of the pumps shall exclude any unstable operating zone of the head-capacity curve.		
8.04.00	Wherever specified in the Data Sheet - A, pumps of each category shall be suitable for parallel operation. The head vs. capacity, the BHP vs. capacity characteristics etc. shall be identical to ensure equal load sharing and trouble-free operation of any pump when the other pump(s) working in parallel with it trip.		
8.05.00	The pump set along with drive motor shall run smooth without undue noise and vibration. Acceptable vibration limits shall be guided by the HIS of USA. Refer clause 5.15.00 above for permissible limits.		
9.00.00	DESIGN AND CONSTRUCTION		
9.01.00	Pump Casing		
9.01.01	Pump casing shall be provided with adequate number of vents and priming connections with valves unless the pump is made self-venting and priming. Casing drain, as required, shall be provided complete with drain valves. It shall be provided with a connection for suction and discharge pressure gauge as standard feature.		
9.01.02	Pump design must ensure that the nozzles are capable of withstanding external reactions not less than those specified in API-610.		
9.01.03	In case where an expansion joint is located at pump discharge, the pump assembly will be subjected to an additional thrust which will be transmitted to the foundation. This additional thrust shall be taken into the consideration of pump design.		
9.02.00	Impeller		
9.02.01	The Impeller assembly shall be dynamically balanced and designed with critical speed substantially above the operating speed.		

	TITLE:	SPECIFICATION NO. PES-179-06	
	STANDARD TECHNICAL SPECIFICATION HORIZONTAL PUMPS	VOLUME:	
		SECTION: IIA	
		REV. NO. 04	DATE: 01/07/2016
		SHEET 10 of 16	
9.03.00	Wearing Rings		
9.03.01	Replaceable type wearing rings shall be furnished to prevent damage to impeller and casing.		
9.04.00	Shaft		
9.04.01	Shaft size shall be selected considering that the critical speed shall be away from the operating speed as recommended in applicable Code/Standard. The critical speed shall be at least 30% higher than the rated speed.		
9.05.00	Shaft Sleeves		
9.05.01	Renewable type fine finished shaft sleeves shall be provided at the stuffing boxes/mechanical seals. Length of the shaft sleeves must extend beyond the other faces of gland packing or seal end plate so as to distinguish between the leakage past Shaft and shaft sleeve and that past the seals/glands.		
9.05.02	Shaft sleeves shall be properly fastened to the shaft to prevent any leakage or loosening. Shaft sleeve assembly should ensure concentric rotation.		
9.06.00	Bearings		
9.06.01	Bearings shall be easily accessible without disturbing the pump assembly. A drain shall be provided at the bottom of each bearing housing.		
9.06.02	Heavy-duty sleeve/ball/roller type bearings shall be provided to take care of the radial loads.		
9.06.03	In case of sleeve type radial, axial thrust shall be absorbed in suitable hydraulic devices and/or thrust bearings.		
9.06.04	Bearings and hydraulic devices (if provided for balancing axial thrust) shall be of adequate design for taking the entire pump load arising from all probable conditions of continuous operation. Life of the bearings shall be guided by the design standard of the pump. Antifriction bearings of standard type, if provided, shall be selected for a minimum life 20,000 hrs. of continuous operation at maximum axial and radial loads at rated speed. Thrust bearing shall be capable of running continuously at maximum load.		
9.06.05	The bearing shall be oil/grease lubricated. Suitable lubricating arrangement for the bearings shall be furnished with the pump complete with all accessories like pump, filters, piping, fittings, valves, interlocking and supervising instruments etc. as necessary. The design shall be such that the bearing lubricant does not contaminate the liquid being pumped.		
9.06.06	Bearing housing for HT motor driven pumps shall have provision for mounting temperature measuring device.		

	TITLE:	SPECIFICATION NO. PES-179-06	
	STANDARD TECHNICAL SPECIFICATION HORIZONTAL PUMPS	VOLUME:	
		SECTION: IIA	
		REV. NO. 04	DATE: 01/07/2016
		SHEET 11 of 16	
9.06.07	Bearings of reputed makes are to be provided, same shall be indicated in Technical Data sheet to be furnished by the successful bidder after award of LOI/ PO, subject to acceptance of BHEL/ end customer, without any price implication to BHEL.		
9.07.00	Stuffing Boxes		
9.07.01	Stuffing box design shall permit replacement of packing without removing any part other than the gland.		
9.07.02	Stuffing boxes shall be sealed/cooled by the fluid being pumped/external clear water, as specified in the Annexure. All necessary pumps, piping, fittings, valves, instruments etc. as required for safe and trouble-free operation of the pumps and as specified in the Annexure shall be included in the scope of supply.		
9.08.00	Mechanical Seals		
9.08.01	Mechanical seals (cartridge type) shall be provided if specified in the Data Sheet-A of this section. The pump supplier shall co-ordinate with the seal maker in establishing the direct circulation rate for maintaining a stable film at the seal in the chamber. The seal piping system shall form an integral part of the pump assembly.		
9.08.02	When handling liquids near boiling point, suitable arrangement for external cooling shall be provided so as to prevent flashing at the seal faces.		
9.08.03	For the seals under vacuum service, the seal design must ensure sealing against atmospheric pressure, even when the pumps are not operating.		
9.08.04	Pumps with Mechanical seal shall be supplied with gland packing arrangement initially to site and gland packing arrangement shall be replaced by vendor with mechanical seal arrangement at site after commissioning of the pumps with gland packing. However Mechanical seal shall be dispatched along with main supply for this purpose. The special tools (if any) required for above shall be arranged by bidder.		
9.08.05	Mechanical seals of reputed makes are to be provided, same shall be indicated in Technical Data sheet to be furnished by the successful bidder after award of LOI/ PO, subject to acceptance of BHEL/ end customer, without any price implication to BHEL.		
9.09.00	Drive Unit		
9.09.01	The pumps shall be driven by electric motor directly coupled as specified in the Data Sheet-A of this section. A heavy duty coupling along with coupling guard shall be provided between the pump and drive unit.		
9.09.02	Unless otherwise specified in Data Sheet-A of this section, drive unit power rating shall be the maximum of the following requirements.		

	TITLE:	SPECIFICATION NO. PES-179-06	
	STANDARD TECHNICAL SPECIFICATION HORIZONTAL PUMPS	VOLUME:	
		SECTION: IIA	
		REV. NO. 04	DATE: 01/07/2016
		SHEET 12 of 16	

- a) 16% margin over the pump shaft input power at the rated duty point.
- b) 10% margin over the maximum pump shaft input power required within the 'Range of Operation'.
- c) Pump shaft input power required considering the overloading of the pump assuming single pump operation in the event of tripping of one or more of the pumps operating in parallel.

9.10.00 **Coupling for pump & Motor Shaft**

9.10.01 The pump and motor shafts shall be connected with adequately sized flexible coupling of proven design with spacer to facilitate dismantling of the pump without disturbing the motor. Necessary coupling guard shall be provided.

9.10.02 No. of coupling holes for joining coupling hubs shall be even in number and preferably in multiples of four.


10.00.00 **INSPECTION AND TESTING**

10.01.00 The Quality Plans enclosed in the specification are for bidder's guidance only. The bidder shall comply with these and other minimum requirements specified in the specification and shall furnish his own quality plan in the event of order based on the guidance given as above, for approval by BHEL/Customer.

10.02.00 The Bidder shall carry out the following specific tests inspections to ensure that the equipment furnished lies in strict conformance with the specification and also in accordance with applicable codes/standards and good engineering practice.

a) **Identification and Testing**

- i) All materials used for pump construction shall be of tested quality. Material shall be tested as per the relevant standard and test certificates shall be made available to the Owner.
- ii) 100% PMI (Positive Material Identification) inspection for material grade of pump casing, shaft and impeller shall be done by vendor & certification shall be submitted for review of BHEL. Further BHEL reserves the right to conduct random & independent PMI inspection on pump casing, shaft and impeller to ascertain the grade of material during inspection at vendor works.
- iii) Tests for each pump included under this section shall include but not be limited to the following:

	TITLE:	SPECIFICATION NO. PES-179-06	
	STANDARD TECHNICAL SPECIFICATION HORIZONTAL PUMPS	VOLUME:	
		SECTION: IIA	
		REV. NO. 04	DATE: 01/07/2016
		SHEET 13 of 16	

- The entire surface of the impeller / casing / diffuser castings shall be subjected to Dye Penetration Test as per ASTM Specification no.:1-165-65.
- Shaft coupling & other active components shall be subjected to Dye Penetration and Ultrasonic Tests.
- Wearing rings, shaft sleeves shall be subjected to Dye Penetration Test.
- Fabricated components of pumps shall be subjected to Dye Penetration test on weld.
- Verification of material, witnessing of pouring, casting and inspection of finished fabricated/castings.
- Inspection of finished castings for impeller and verification of materials.
- Inspection of pump shaft and verification of material.
- Witnessing of NDT/review of NDT reports.
- Static balancing test for impeller and dynamic balancing of complete rotating parts as per ISO- 1940 to grade 6.3 or better.
- Complete Inspection of assembled pump.

b) Hydraulic Testing


The pump casing shall be hydrostatically tested at maximum of the following:


- i. 2 times the TDH (Total Dynamic Head) at rated capacity (or)
- ii. 1.5 times the shut-off pressure (or)
- iii. System Design pressure indicated in Data Sheet-A of Section-I.


The HT pressure shall be maintained for a period of not less than 30 minutes. During testing there should not be any pressure drop & leakage.

c) Performance Test at Shop

- i) Each pump shall have to be tested to determine the performance curves of the pumps. These tests are to be conducted in presence of Owner's representative as per the requirements of the Standards of Hydraulic Institute of USA (ASME-Power Test Code PTC 8.2/BS-599) or any other equivalent standard.
- ii) Performance tests are to be conducted to cover the entire range of operation of the pumps at rated speed. These shall be carried out to span 130% of rated capacity up to pump shut-off condition. A minimum of five combinations of

	TITLE:	SPECIFICATION NO. PES-179-06	
	STANDARD TECHNICAL SPECIFICATION HORIZONTAL PUMPS	VOLUME:	
		SECTION: IIA	
		REV. NO. 04	DATE: 01/07/2016
		SHEET 14 of 16	
<p>head and capacity are to be achieved during testing to establish the performance curves, including the design capacity point, shut-off point and the two extremities of the range of operation as specified in the annexure. After completion of performance test, all pumps shall be stripped down for inspection of internals.</p> <p>iii) Tests shall be conducted with actual drive motors being furnished.</p> <p>iv) NPSH tests are to be conducted for each type at 3% head drop conditions, if specified in the pump approved QP.</p> <p>v) All rotating components of the pumps shall be subjected to static and dynamic balancing tests. The assembled rotor will be subjected to dynamic balancing tests.</p> <p>vi) Mechanical run test shall be carried out on all pumps to determine the vibration levels, noise levels etc. This test shall be conducted at site also. However, test value at site shall be used for the acceptance of the equipment.</p> <p>10.03.00 Inspection of Mandatory/ Recommended spares shall be in line with approved QP for main supply.</p> <p>11.00.00 DRAWINGS/ DOCUMENTS DISTRIBUTION SCHEDULE</p> <p>11.01.00 After award of LOI, the successful bidder shall submit drawings/documents as per Data Sheet-C.</p> <p>11.02.00 The no. of drawings/documents to be submitted shall be as per Data Sheet-C.</p> <p>12.00.00 The various Sections-I's & II's along with Data Sheets attached in this specification together with the specification for Miscellaneous Pumps shall be complied with by the bidders.</p> <p>13.00.00 Bidder to submit all drawing/ documents in soft as well as hard copy in the event of order as per schedule indicated in section-IA.</p> <p>Within one (1) week of receipt of BHEL comments a technical representative from Bidder's works shall come for meeting with BHEL along with revised documents to resolve all issues and incorporate all comments in the soft copy here only for further submission to customer.</p> <p>Further on receipt of customer's comments on the documents a technical representative from Bidder's works shall come for meeting with Customer to resolve all issues and incorporate all comments in the soft copy here only and further resubmission of same to Customer. The representative shall be available here till Category-I approval of all the drawings and documents.</p>			


	TITLE:	SPECIFICATION NO. PES-179-06
	STANDARD TECHNICAL SPECIFICATION HORIZONTAL PUMPS	VOLUME:
		SECTION: IIA
		REV. NO. 04 DATE: 01/07/2016
	SHEET 15 of 16	
14.00.00	Guarantee for all pumps shall at least remain valid for 18 months from the Unit commissioning date or as specified in NIT.	
15.00.00	<p>The following documents only shall be furnished by the bidder with his offer:</p> <p>a) Compliance certificate duly signed and stamped (enclosed at Section-III B).</p> <p>b) GA drawings of pumps and motors with following: (shall be only for reference purpose, same shall not be reviewed/commented by purchaser at this stage and shall be subject to approval only during contract).</p> <ul style="list-style-type: none"> • Civil static & dynamic loads. • Foundation details. <p>c) Guarantee Schedule duly signed and stamped (enclosed at Section-III A).</p> <p>d) Technical deviation schedule (if reqd.) (enclosed at Section-III C).</p> <p>e) Data for drive Motor (HT/LT- which is not in bidder's scope of supply - as applicable): Load torque speed curves of the pumps, selected motor rating, rpm, GD² of driven equipment.</p> <p>f) Unpriced copy of the price bid shall be furnished along with the technical bid.</p> <p>Apart from above no other Drgs./Docs./Data sheets etc. are required to be submitted at bid stage and even if furnished shall not be taken cognizance of.</p> <p>In case of any deviation from this technical specification, the same shall be indicated in the schedule of deviations as per Section-III C or NIT. In the absence of duly filled schedules it will be assumed that the bid strictly conforms to the specification.</p>	

	TITLE:	SPECIFICATION NO. PES-179-06	
	STANDARD TECHNICAL SPECIFICATION HORIZONTAL PUMPS	VOLUME:	
		SECTION: IIA	
		REV. NO. 04	DATE: 01/07/2016
		SHEET 16 of 16	

DATA SHEET – C**Drawings / documents distribution schedule to be followed by successful Bidder:**

- 1.0** Drawings/documents submission schedule, shall be as per Section-IA.
The successful bidder shall submit at least following drawings/ documents:
- 1.1** Fully dimensioned outline general arrangement drawings of the pump and motor assembly. This drawing should include foundation base plate/sole plate details as applicable, civil foundation, anchor bolt details, loading data (Static and Dynamic), points of connections of external piping, cables and mounting of devices furnished by the supplier and details for Gap between Coupling Shafts, Float & details for axial/radial tolerance allowed etc. which are required for erecting agency during erection of pump.
- 1.2** Cross sectional drawing of the equipment showing the details of assembly of components and their material of construction with standard applicable codes.
- 1.3** Technical datasheet as per Datasheet-B (Section-IIID) including characteristic curves of pumps showing the following:
- a) Flow Vs Head
 - b) Flow Vs Power
 - c) Flow Vs Efficiency
 - d) Flow Vs NPSHR/ minimum submergence
- 1.4** QAP for pump and QAP for motors (if applicable).
- 1.5** GA, Datasheet, Curves etc. for drive motor (as applicable).
- 1.6** Operation and maintenance manual.
- 1.7** Lubrication arrangement drawings for external lubrication (if applicable).
- 1.8** PG test procedure as per clause 3.04.04 (if applicable).
- 1.9** Motor type test document (if applicable).
- 2.0** Within the stipulated time period as per vendor's drawings/ documents schedule as per NIT, the O&M Manual comprising of minimum following shall be submitted:
- a) Drawings of components & details as deemed necessary.
 - b) Instruction manual for erection, operation & maintenance.
 - c) Storage instruction.
- 3.0** Before dispatch of the equipment the bidder shall furnish the following.
- a) Material test certificates.
 - b) Shop test reports & certificates.
 - c) Fulfilment of packing instructions as indicated in Section-IA of this specification.
- 4.0** Distribution of drawings / documents for all projects:


The no. of copies of drawing/ documents to be submitted by the successful bidder, after the award of the contract shall be as per Section-IA or as specified in NIT.


S.No.	COMPONENT & OPERATION	CHARACTERISTIC	CLASS	TYPE OF CHECK	QUANTUM OF CHECK	REFERENCE DOCUMENTS	ACCEPTANCE NORMS	FORMAT OF RECORD		AGENCY **			REMARKS				
									* D	M	C	N					
											MANUFACTURER/ BIDDER/ SUPPLIER NAME & ADDRESS		QUALITY PLAN			SPEC NO.: PE-TS-XXX-100-N001	DATE
											CUSTOMER:		OP NO.: PE-QP-999-100-N004			DATE	
											PROJECT:		PO NO.:			DATE	
											ITEM: MISC. PUMPS (HORIZONTAL/VERTICAL)		SYSTEM: CW/ACW/DMCW/PLANT/COMMON			SECTION:	SHEET 1 OF 6
1	2	3	4	5	6	7	8	9	* D	10		11					
1	RAW MATERIALS																
1.1	CASINGS (INCLUDING BOWLS,DIFFUSERS, STAGE BODIES, DISCH HEAD (IF CAST)), ETC. - (AS APPLICABLE) AND IMPELLER	MECHANICAL AND CHEMICAL PROPS	CR	MECHANICAL AND CHEM. ANALYSIS	ONE/HEAT/BATCH	APPROVED CS DRAWING/DATA SHEET	RELEVANT MATERIAL SPECN.	LAB REPORT/ MTC	✓	P	V	V					
1.2	STUFFING BOX, SUCTION BELL, WEARING RINGS, NECK RINGS, SHAFT SLEEVES	MECHANICAL AND CHEMICAL PROPS	MA	MECHANICAL AND CHEM. ANALYSIS	ONE/HEAT/BATCH	APPROVED CS DRAWING/DATA SHEET	RELEVANT MATERIAL SPECN.	LAB REPORT/ MTC	✓	P	V	V					
		HARDNESS DIFFERENCE BETWEEN CASING / IMPELLER AND WEARING RING	MA	LAB. TEST	100%	APPROVED CS DRAWING/DATA SHEET	50 BHN MIN.	LAB. REPORT	✓	P	V	V					
1.3	BARS/FORGINGS FOR SHAFTS, LINE SHAFTS	1.PHYSICAL & CHEMICAL PROPS	CR	1.MECHANICAL & CHEMICAL ANALYSIS.	1/CAST OR 1/BARS	APPROVED CS DRAWING/DATA SHEET	RELEVANT MATERIAL SPECN.	MILL T.C. OR LAB.REPORT	✓	P	V	V	CORRELATION REQUIRED, IDENTIFICATION AS PER TC				
		2.DIMENSIONS	CR	2.MEASUREMENT	100%	MFR. DRAWING	MFR. DRAWING	INSP.REPORT	✓	P	V	V					
		3.INTERNAL DEFECTS FOR 40MM & ABOVE DIA SHAFTS.	CR	3.ULTRA SONIC TEST	100%	ASTMA388 BACK WALL ECHO 100%	DEFECT ECHO MAX 20% OF B.W.E. LOSS OF BACK WALL ECHO 20% MAX	NDT CERTIFICATE	✓	P	V	V					
1.4	STRESS RELIEVING/ HEAT TREATMENT OF CASTING OF ALL ABOVE (IF APPLICABLE) / SOLUTION ANNEALING OF SS CASTING	1. VARIFICATION OF HT CHART	MA	VERIFICATION OF SR/HT CHART	ALL BATCHES	RELEVANT MATERIAL SPECN.	RELEVANT MATERIAL SPECN.	CORRELATED SR/HT.CHARTS	✓	P	V	V					
		2. IGC TEST FOR SS CASTING	MA	LAB. TEST	ONE SAMPLE/ HT BATCH	ASTM A 262	ASTM A 262 Gr A	LAB. REPORT	✓	P	V	V					
1.5	SHAFT ENCLISING TUBES, COLUMN PIPES & DISCHARGE ELBOW	1. MECHANICAL & CHEMICAL PROPS. 2. DIMENSIONS. 3. SURFACE FINISH	MA	1. MECH & CHEM TEST 2. MEASUREMENT 3. VISUAL EXAM	1/BATCH 100% 100%	APPROVED GA DRG/DATA SHEET	RELEVANT MATERIAL SPECN/MFG/ APPROVED DOCS	MFR T.C OR LAB. REPORT	✓	P	V	V					
BHEL						BIDDER/ SUPPLIER			FOR CUSTOMER REVIEW & APPROVAL								
ENGINEERING			QUALITY			Sign & Date		Doc No:		Sign & Date			Name		Seal		
Prepared by:		Sign & Date	Name	Checked by:		Sign & Date	Name	Reviewed by:		Sign & Date		Name	Seal				
Reviewed by:		Sign & Date	Name	Reviewed by:		Sign & Date	Name	Approved by:		Sign & Date		Name	Seal				

Prepared by: *[Signature]* 03/02/2020 TANUJ MATTA
 Checked by: *[Signature]* 03/02/20 MOHIT KUMAR
 Reviewed by: *[Signature]* 03/02/20 AJAY JAIN
 Reviewed by: *[Signature]* 03/02/20 RITESH KUMAR JAISWAL

S. No.	MANUFACTURER/ BIDDER/ SUPPLIER NAME & ADDRESS			QUALITY PLAN				SPEC NO.: PE-TS-XXX-100-N001		DATE		REMARKS			
				CUSTOMER				QP NO.: PE-QP-999-100-N004		DATE					
				PROJECT :				PO NO.:		DATE					
				ITEM: MISC PUMPS (HORIZONTAL/VERTICAL)		SYSTEM CW/ACW/DMCW/PLANT/COMMON		SECTION:		SHEET 2 OF 6					
										AGENCY **			REMARKS		
										M	C	N			
										* D		10		11	
1.6	PLATE FLANGE, C/FLANGE	1. MECHANICAL & CHEMICAL PROS. 2. DIMENSIONS. 3. SURFACE FINISH	MA	1. MECH & CHEM TEST 2. MEASUREMENT 3. VISUAL EXAM	1/CAST 100% 100%	APPROVED GA DRG./DATA SHEET	RELEVANT MATERIAL SPECN./ MFR. DRG./ APPROVED DOC	MILL TC/ LAB REPORT	√	P	V	V	CORRELATION REQ. FOR MAT. OTHER THAN IS 2062		
1.7	SUCTION STRAINER (IF APPLICABLE)	MECHANICAL & CHEMICAL PROS.	MI	MECH. & CHEMICAL TEST	1:HEAT	APPROVED GA DRG./DATA SHEET	RELEVANT MATERIAL SPECN./ MFR. DRG./ APPROVED DOC	MILL TC/ LAB REPORT	√	P	V	V			
1.8	MECHANICAL SEAL (IF APPLICABLE)	TYPE, SIZE, MFRS, NO., MAKE	MA	VISUAL EXAM	100%	APPROVED DATASHEET / GA MECH. SEAL	APPROVED DATASHEET		√	P	V	V	COMPLIANCE TC FOR APPROVED MAKE		
1.9	PUMP BEARINGS	TYPE, SIZE, MFRS, NO., MAKE	MA	VISUAL EXAM	100%	APPROVED DATASHEET	APPROVED DATASHEET		√	P	V	V	COMPLIANCE TC FOR APPROVED MAKE		
2.0 IN PROCESS CONTROL															
2.1	ALL COMPONENTS UNDER 1.00 ABOVE	VISUAL DEFECTS, DIMENSIONS	MA	VISUAL EXAM, MEASUREMENT	100%	MFG. DRAWING	MFG. DRAWING	COMPLIANCE TC	√	P	V	V			
2.2	IMPELLER	CLEANING AND DEBURRING	MA	VISUAL	100%	MFG. DRAWING	MFG. DRAWING		√	P	V	V			
	IMPELLER	DYNAMIC BALANCING	CR	DYNAMIC BALANCING	100%	ISO 1940	ISO1940 Gr 6.3	BALANCING CERTIFICATE	√	P	W	V	WTNESSING ONLY FOR SIZE GREATER THAN 10KW		
2.3	IMPELLER-ALL ACCESSIBLE SURFACES, DIFFUSERS	DP TEST	MA	DP TEST ON M/CED AREA	100%	APPENDIX 8 OF ASME SEC. VIII DIV. 1		NDT CERTIFICATE	√	P	W	V			
2.4	WEARING RING, SHAFT SLEEVES, CASING	DP TEST	MA	DP TEST ON M/CED AREA	100%	APPENDIX 8 OF ASME SEC. VIII DIV. 1		NDT CERTIFICATE	√	P	V	V			
2.5	SHAFT	DP TEST	MA	DP TEST ON M/CED AREA	100%	ASTM E 165	NO RELEVANT INDICATION ALLOWED	NDT CERTIFICATE	√	P	W	V			
2.6	CASINGS/ BOWLS, STAGE BODIES, DISCHARGE HEAD (IF CAST), SUCTION HOUSING, COLUMN PIPE DISCHARGE PIPE ETC	LEAK TIGHTNESS	CR	VISUAL	100%	TECHNICAL DATA SHEET AND NOTE 2	NO LEAKAGE FOR TEST DURATION OF 30 MIN.	HT CERTIFICATE	√	P	W	V	HAMMERING OF CASTINGS WITH WOODEN/ RUBBER MALLET BEFORE HYDRO TEST		
BHEL				BIDDER SUPPLIER				FOR CUSTOMER REVIEW & APPROVAL							
ENGINEERING				QUALITY				Sign & Date		Doc No:					
Sign & Date		Name		Sign & Date		Name		Sign & Date		Name		Seal			
Prepared by: <i>Jay 03/02/2020</i>		TANUJ MATTA		Checked by: <i>M 03/02/20</i>		MOHIT KUMAR									
Reviewed by: <i>30/01/20</i>		AJAY JAIN		Reviewed by: <i>30/01/20</i>		RITESH KUMAR JAISWAL									






03/02/2020

MANUFACTURER/ BIDDER/ SUPPLIER NAME & ADDRESS				QUALITY PLAN				SPEC NO.: PE-TS-XXX-100-N001		DATE							
				CUSTOMER:				QP NO.: PE-QP-999-100-N001		DATE							
				PROJECT				PO NO.:		DATE							
				ITEM: MISC PUMPS (HORIZONTAL/VERTICAL)		SYSTEM: CW/ACW/DMCW/PLANT/COMMON		SECTION:		SHEET 3 OF 6							
S. No.	COMPONENT & OPERATION	CHARACTERISTIC	CLASS	TYPE OF CHECK	QUANTUM OF CHECK	REFERENCE DOCUMENTS	ACCEPTANCE NORMS	FORMAT OF RECORD		AGENCY **			REMARKS				
								M	C	N	M	C		N			
1	2	3	4	5	6	7	8	9	10	11	12	13	14				
2.7	FABRICATED COMPONENTS				M / C/N												
2.7.1	WELDING PROCEDURE SPECIFICATION	CORRECTNESS	MA	EXAM.	100%	ASME SEC.IX	ASME SEC.IX	QW 482 OF ASME SEC.IX	√	P	V	V	WELDING PROCEDURE APPROVAL BY BHEL ALT. 3RD PARTY (LLYODS,BVQI OR EQ.) IS ACCEPTABLE.				
2.7.2	WELDING PROCEDURE QUALIFICATION RECORD	WELD SOUNDNESS	MA	VISUAL,PHYS. TESTS RT (AS APPLICABLE)	100%	ASME SEC.IX	ASME SEC.IX	QW 483 OF ASME SEC.IX	√	P	V	V					
2.7.3	WELDER PERFORMANCE QUALIFICATION	WELD SOUNDNESS	MA	VISUAL,PHYS. TESTS RT (AS APPLICABLE)	100%	ASME SEC.IX	ASME SEC.IX	QW 484 OF ASME SEC.IX	√	P	V	V					
2.7.4	WELD FIT-UPS	DIMENSION & ALIGNMENT	MA	MEAS,VISUAL EXAM	100%	WPS, MFG DRAWING	WPS, MFG DRAWING	IR/LOGBOOK	√	P	V	V					
2.7.5	ROOT RUNS	SURFACE DEFECTS	MA	PENETRANT TEST	100%	ASTM E 165	NO SURFACE DEFECT	IR/LOGBOOK	√	P	V	V					
2.7.6	WELDMENTS	SURFACE DEFECTS	MA	PENETRANT TEST	100%	ASTM E 165	ASME-VIII, DIV I	INSPN REPORT	√	P	W	V	WITNESS BY BHEL & VERIFICATION BY CUSTOMER				
BHEL				BIDDER/SUPPLIER				FOR CUSTOMER REVIEW & APPROVAL									
ENGINEERING				QUALITY				Sign & Date		Doc No:		Sign & Date		Name		Seal	
Prepared by:		Name		Checked by:		Name		Seal		Reviewed by:		Name		Seal			
Prepared by: <i>Jey 03/02/2020</i>		TANUJ MATTA		Checked by: <i>MOHIT 03-02-20</i>		MOHIT KUMAR		Seal		Reviewed by:		Name		Seal			
Reviewed by: <i>3/02/20</i>		AJAY JAIN		Reviewed by: <i>3/02/20</i>		RITESH KUMAR JAISWAL		Seal		Approved by:		Name		Seal			

MANUFACTURER/ BIDDER/ SUPPLIER NAME & ADDRESS				QUALITY PLAN				SPEC NO.: PE-TS-XXX-100-N001		DATE			
				CUSTOMER:				QP NO.: PE-QP-999-100-N004		DATE			
				PROJECT :				PO NO :		DATE			
				ITEM: MISC. PUMPS (HORIZONTAL/VERTICAL)		SYSTEM: CW/ACW/DMCW/PLANT/ COMMON		SECTION		SHEET 4 OF 6			
S. No.	COMPONENT & OPERATION	CHARACTERISTIC	CLASS	TYPE OF CHECK	QUANTUM OF CHECK	REFERENCE DOCUMENTS	ACCEPTANCE NORMS	FORMAT OF RECORD		AGENCY **			REMARKS
										M	C	N	
1	2	3	4	5	6	7	8	9	* D	10			11
					M	C/N							
2.7.7	BUTT WELDS	INTERNAL DEFECT	MA	UT/RT	100%	ASME SEC. V	ASME-VIII, DIV I	IR	√	P	W	V	WITNESSING OF U.T
2.7.8	DICHARGE HEAD, COLUMN PIPE, DISCHARGE PIPE, ETC.	1. LEAK TIGHTNESS 2. DIMENSION	CR	1. HYDROTEST 2. MEASUREMENT	100%	APPROVED DATA SHEET/ APPROVED OP APPROVED GA- CS DRG/MFR DRG.	1. NO LEAKAGE 2. MFR. DRAWING	IR	√	P	W	V	
3.0	SUB-ASSEMBLY CONTROL												
3.1	ROTOR ASSEMBLY	ECCENTRICITY	MA	MEASUREMENT	100%	APPROVED GA DRG/ MFR.DRAWING	APPROVED GA DRG/ MFR.DRAWING	IR/LQG BOOK	√	P	V	V	
3.2	ROTOR ASSEMBLY RESIDUAL UNBALANCE	STATIC & DYNAMIC	CR	STATIC & DYNAMIC BALANCING	100%	ISO 1940	ISO 1940 Gr 6.3	BALANCING CERTIFICATE	√	P	W	V	WITNESSING ONLY FOR SIZE GREATER THAN 10KW
3.3	COMPLETE PUMP ASSEMBLY	COMPLETENESS, CORRECTNESS, CLEANLINESS, CLEARANCES, FREENESS, ALIGNMENT	MA	VISUAL EXAM MEASUREMENT	100%	APPROVED DRG & MFG STANDARDS	APPROVED DRG & MFG STANDARDS	I.R. & CHECK LISTS	√	P	V	V	
BHEL				BIDDER/ SUPPLIER				FOR CUSTOMER REVIEW & APPROVAL					
ENGINEERING				QUALITY				Doc No:					
Sign & Date		Name		Sign & Date		Name		Sign & Date		Name		Seal	
Prepared by: <i>Jay</i>		TANUJ MATTA		Checked by: <i>M</i>		MOHIT KUMAR		Reviewed by:					
Reviewed by: <i>30/03/20</i>		AJAY JAIN		Reviewed by: <i>RLK</i>		RITESH KUMAR JAISWAL		Approved by:					

03/04/2020

S. No.	MANUFACTURER/ BIDDER/ SUPPLIER NAME & ADDRESS			QUALITY PLAN				SPEC NO.: PE-TS-XXX-100-0001		DATE		REMARKS		
				CUSTOMER:				QP NO.: PE-QP-999-100-N004					DATE	
				PROJECT:				PO NO					DATE	
				ITEM: MISC. PUMPS (HORIZONTAL/VERTICAL)		SYSTEM: CW/ACW/DMCW/PLANT/ COMMON		SECTION:					SHEET 5 OF 6	
2	3	4	5	6	7	8	FORMAT OF RECORD		AGENCY		11			
				M	C/N			M	C	N				
4	FINAL INSPECTION, TESTS & PACKING DESPATCH CONTROL													
4.1	PUMP WITH JOB/SHOP MOTOR ASSEMBLED ON INDIVIDUAL BASE FRAME	1. Q V/S HEAD, 2. Q V/S POWER, 3. Q V/S PUMP EFF. 4. VIBRATION 5. NOISE 6. BEARING TEMP. 7. LEAKAGES	CR	PERFORMANCE TEST	100%	APPD. PERFORMANCE TEST PROCEDURE/ APPD. DATA SHEET/APPD. CURVES FOR VIBRATIONS - AS PER ANSI/HIS 98.4-2009 (VALUES AS PER APPROVED DATA SHEET) FOR BEARING TEMP - BEARING HOUSING SHOULD NOT BE UNTOUCHABLY HOT. FOR LEAKAGE - MINOR LEKAGE (DROP BY DROP) IN CASE OF GLAND PACKING ARRANGEMENT.		I.R., PERF. TEST RECORD, PLOTTED CURVES	√	P	W	W	* MINIMUM 7 POINTS FROM SHUT-OFF TO MAX. OPERATING FLOW COVERING ENTIRE OPERATION RANGE OF PUMP SHALL BE TAKEN. * CUSTOMER HOLD POINT	
		NPSH REQUIRED	CR	NPSH TEST	1/MODEL	APPD. PERFORMANCE TEST PROCEDURE/ APPD. DATA SHEET/APPD. CURVES		IR, NPSH TEST RECORD, PLOTTED CURVES	√	P	W	W	IF SPECIFIED or INSISTED BY CUSTOMER.	
4.2	STRIP DOWN AFTER PERFORMANCE TEST	1. UNDU WEAR TEAR AND RUBBING	MA	VISUAL EXAM AFTER STRIPPING	1/MODEL	NO UNDU WEAR TEAR & RUBBING ON IMPELLER & WEAR RING		INSP. REPORT	√	P	W	W	WITNESS REQUIRED ONLY WHEN ABNORMAL SOUND OBSERVED DURING PERFORMING TEST.	
4.3	COMPLETE PUMP WITH UNIT MOTOR BASE FRAME, COUNTER FLANGES ETC. INCLUDING ALL ACCESSORIES AS PER SECTION C OF SPECN.	COMPLETENESS, CLEANLINESS, OVERALL DIMENSIONS ORIENTATION, WORKMANSHIP AND FINISH	MA	VISUAL EXAM MEASUREMENT	100%	APPD. G.A DRAWING	APPD. G.A DRAWING	INSP. REPORT	√	P	W	V		
BIHEL				BIDDER/SUPPLIER				FOR CUSTOMER REVIEW & APPROVAL						
ENGINEERING				QUALITY										
Sign & Date		Name		Sign & Date		Name		Sign & Date		Name		Seal		
Prepared by: <i>Jay 03/02/2020</i>		TANUJ MATTA		Checked by: <i>Mohit 03-02-20</i>		MOHIT KUMAR		Doc No:				Reviewed by:		
Reviewed by: <i>Ritesh 2/2/20</i>		AJAY JAIN		Reviewed by: <i>Ritesh 03/02/2020</i>		RITESH KUMAR JAISWAL		Seal				Approved by:		

	MANUFACTURER/ BIDDER/ SUPPLIER NAME & ADDRESS				QUALITY PLAN			SPEC NO.: PE-TS-XXX-100-N001		DATE							
					CUSTOMER:			QP NO.: PE-QP-999-100-N004			DATE						
					PROJECT :			PO NO .			DATE						
					ITEM: MISC PUMPS (HORIZONTAL/VERTICAL)		SYSTEM: CW/ACW/DMCW/PLANT/ COMMON		SECTION:		SHEET 6 OF 6						
S. No.	COMPONENT & OPERATION	CHARACTERISTIC	CLASS	TYPE OF CHECK	QUANTUM OF CHECK	REFERENCE DOCUMENTS	ACCEPTANCE NORMS	FORMAT OF RECORD		AGENCY **			REMARKS				
										M	C	N					
1	2	3	4	5	6	7	8	9	* D	10			11				
					M / C/N												
4.4	PAINTING	1. SURFACE FINISH, DFT, MARKINGS ETC.	MA	VISUAL EXAM MEASUREMENT AESTHETIC	100%	APPD.DRG.	APPD.DOCS	IR.	√	P	V	V					
4.5	PACKING, MARKING	SOUNDNESS OF PACKING	MI	VISUAL AESTHETIC	100%	TECHNICAL SPECIFICATION/ MFG. STANDARD	TECHNICAL SPECIFICATION/ MFG. STANDARD	PHOTOGRAPHS	√	P	V		PHOTOGRAPHS OF PACKED MATERIAL TO BE VERIFIED BY BHEL BEFORE ISSUING MDCC				
<p>NOTES:</p> <p>1. AS CAST HEAT MARKS SHALL BE PROVIDED ON CI CASTING LIKE TOP & BOTTOM CASING.</p> <p>2. HYDRO TEST PRESSURE SHALL BE AT LEAST 2(TWO) TIMES THE DUTY POINT (OR) 1.5 TIMES OF SHUT OFF HEAD (OR) SYSTEM DESIGN PRESSURE, WHICHEVER IS HIGHER.</p> <p>3. THIS QAP IS ALSO APPLICABLE FOR SPARES.</p> <p>4. NO WELD REPAIRS PERMISSIBLE ON CI CASTING.</p> <p>5. MATERIAL SHALL BE AS PER APPROVED CROSS SECTION DRG./ DATA SHEET.</p> <p>6. STRIP TEST- INCASE OF ABNORMAL NOISE OBSERVED DURING PERF. TEST, THOSE PUMP WILL BE STRIPPED DOWN FOR VISUAL INSPECTION OF IMPELLER & WEAR SHALL BE OFFERED FOR VISUAL INSPECTION FOR WEAR /RUBBING MARKS.</p> <p>7. PUMPS WITH MECHANICAL SEAL ARRANGEMENT TO BE TESTED AND SUPPLIED WITH GLAND PACKING ARRANGEMENT. HOWEVER MANUFACTURER TO ENSURE DIMENTIONAL MATCHING OF MECHANICAL SEAL WITH PUMP GA DRAWING.</p> <p>8. BHEL RESERVES THE RIGHT FOR CONDUCTING REPEAT TEST IF REQUIRED.</p> <p>9. PMI (POSITIVE MATERIAL IDENTIFICATION) INSPECTION WITNESS BY "C"/"N" FOR MATERIAL GRADE OF PUMP CASING/BOWL ASSEMBLY, SHAFT, SHAFT SLEEVE, IMPELLER AND COLUMN PIPE (FOR VERTICAL PUMPS) ON RANDOM SAMPLE BASIS. HOWEVER, VENDOR TO CONDUCT 100% PMI AND PROVIDE PMI CERTIFICATES FOR REVIEW BY "C"/"N" DURING INSPECTION AT VENDOR WORKS.</p>																	
<p>LEGEND : - * RECORDS, IDENTIFIED WITH "TICK"(√) SHALL BE ESSENTIALLY INCLUDED BY SUPPLIER IN QA DOCUMENTATION.</p> <p>** M: SUPPLIER/ MANUFACTURER/ SUB-SUPPLIER, C: MAIN SUPPLIER/ BHEL/ THIRD PARTY INSPECTION AGENCY, N: CUSTOMER</p> <p>P- PERFORM, W- WITNESS, V- VERIFICATION, AS APPROPRIATE</p> <p>MA- MAJOR, MI- MINOR, CR- CRITICAL, MTC -Mill Test Certificate, TC-Test Certificate, IGC- Inter Granular Corrosion.</p> <p>GA -GENERAL ARRANGEMENT DRAWING, CS-CROSS-SECTIONAL DRAWING</p>																	
BHEL				BIDDER/ SUPPLIER				FOR CUSTOMER REVIEW & APPROVAL									
ENGINEERING				QUALITY				Sign & Date		Doc No:		Sign & Date		Name		Seal	
Prepared by:		Name		Checked by:		Name		Seal		Reviewed by:							
Reviewed by:		Name		Reviewed by:		Name				Approved by:							
 03/02/2020		TANUJ MATTA		 03.02.20		MOHIT KUMAR											
 30/03/2020		AJAY JAIN		 03/04/2020		RITESH KUMAR JAISWAL											

876754/2022/PS-PEM-MSE



TITLE:
**TECHNICAL SPECIFICATION
MISCELLANEOUS PUMPS**
STANDARD TECHNICAL REQUIREMENTS

SPEC. NO.: PE-TS-466-100-N001	
SECTION: IIB	
SUB-SECTION:	
REV. NO. 00	DATE APR-2022
SHEET 1	OF 1

SUB-SECTION – IIB
STANDARD TECHNICAL REQUIREMENTS (ELECTRICAL)

876754/2022/PS-PEM-MSE :



GENERAL TECHNICAL REQUIREMENTS

FOR

LV MOTORS

SPECIFICATION NO.
PE-SS-999-506-E101

VOLUME NO. : **II-B**

SECTION : **D**

REV NO. : **00** DATE : 29/08/2005

SHEET : 1 OF 1

GENERAL TECHNICAL REQUIREMENTS

FOR

LV MOTORS

SPECIFICATION NO.: PE-SS-999-506-E101 Rev 00



GENERAL TECHNICAL REQUIREMENTS

FOR

LV MOTORS

SPECIFICATION NO.
PE-SS-999-506-E101

VOLUME NO. : **II-B**

SECTION : **D**

REV NO. : **00** DATE : 29/08/2005

SHEET : 1 OF 4

1.0 INTENT OF SPECIFICATION

The specification covers the design, materials, constructional features, manufacture, inspection and testing at manufacturer's work, and packing of Low voltage (LV) squirrel cage induction motors along with all accessories for driving auxiliaries in thermal power station.

Motors having a voltage rating of below 1000V are referred to as low voltage (LV) motors.

2.0 CODES AND STANDARDS

Motors shall fully comply with latest edition, including all amendments and revision, of following codes and standards:

IS:325	Three phase Induction motors
IS : 900	Code of practice for installation and maintenance of induction motors
IS: 996	Single phase small AC and universal motors
IS: 4722	Rotating Electrical machines
IS: 4691	Degree of Protection provided by enclosures for rotating electrical machines
IS: 4728	Terminal marking and direction of rotation rotating electrical machines
IS: 1231	Dimensions of three phase foot mounted induction motors
IS: 8789	Values of performance characteristics for three phase induction motors
IS: 13555	Guide for selection and application of 3-phase A.C. induction motors for different types of driven equipment
IS: 2148	Flame proof enclosures for electrical appliance
IS: 5571	Guide for selection of electrical equipment for hazardous areas
IS: 12824	Type of duty and classes of rating assigned
IS: 12802	Temperature rise measurement for rotating electrical machines
IS: 12065	Permissible limits of noise level for rotating electrical machines
IS: 12075	Mechanical vibration of rotating electrical machines

In case of imported motors, motors as per IEC-34 shall also be acceptable.

3.0 DESIGN REQUIREMENTS

3.1 Motors and accessories shall be designed to operate satisfactorily under conditions specified in data sheet-A and Project Information, including voltage & frequency variation of supply system as defined in Data sheet-A

3.2 Motors shall be continuously rated at the design ambient temperature specified in Data Sheet-A and other site conditions specified under Project Information
Motor ratings shall have at least a 15% margin over the continuous maximum demand of the driven equipment, under entire operating range including voltage & frequency variation specified above.

3.3 Starting Requirements

3.3.1 Motor characteristics such as speed, starting torque, break away torque and starting time shall be properly co-ordinated with the requirements of driven equipment. The accelerating torque at any speed with the minimum starting voltage shall be at least 10% higher than that of the driven equipment.

3.3.2 Motors shall be capable of starting and accelerating the load with direct on line starting without exceeding acceptable winding temperature.



GENERAL TECHNICAL REQUIREMENTS

FOR

LV MOTORS

SPECIFICATION NO.
PE-SS-999-506-E101

VOLUME NO. : **II-B**

SECTION : **D**

REV NO. : **00** DATE : 29/08/2005

SHEET : 2 OF 4

The limiting value of voltage at rated frequency under which a motor will successfully start and accelerate to rated speed with load shall be taken to be a constant value as per Data Sheet - A during the starting period of motors.

3.3.3 The following frequency of starts shall apply

- i) Two starts in succession with the motor being initially at a temperature not exceeding the rated load temperature.
- ii) Three equally spread starts in an hour the motor being initially at a temperature not exceeding the rated load operating temperature. (not to be repeated in the second successive hour)
- iii) Motors for coal conveyor and coal crusher application shall be suitable for three consecutive hot starts followed by one hour interval with maximum twenty starts per day and shall be suitable for minimum 20,000 starts during the life time of the motor

3.4 Running Requirements

3.4.1 Motors shall run satisfactorily at a supply voltage of 75% of rated voltage for 5 minutes with full load without injurious heating to the motor.

3.4.2 Motor shall not stall due to voltage dip in the system causing momentary drop in voltage upto 70% of the rated voltage for duration of 2 secs.

3.5 Stress During bus Transfer

3.5.1 Motors shall withstand the voltage, heavy inrush transient current, mechanical and torque stress developed due to the application of 150% of the rated voltage for at least 1 sec. caused due to vector difference between the motor residual voltage and the incoming supply voltage during occasional auto bus transfer.

3.5.2 Motor and driven equipment shafts shall be adequately sized to satisfactorily withstand transient torque under above condition.

3.6 Maximum noise level measured at distance of 1.0 metres from the outline of motor shall not exceed the values specified in IS 12065.

3.7 The max. vibration velocity or double amplitude of motors vibration as measured at motor bearings shall be within the limits specified in IS: 12075.


4.0 CONSTRUCTIONAL FEATURES

4.1 Indoor motors shall conform to degree of protection IP: 54 as per IS: 4691. Outdoor or semi-indoor motors shall conform to degree of protection IP: 55 as per IS: 4691 and shall be of weather-proof construction. Outdoor motors shall be installed under a suitable canopy


4.2 Motors upto 160KW shall have Totally Enclosed Fan Cooled (TEFC) enclosures, the method of cooling conforming to IC-0141 or IC-0151 of IS: 6362.

Motors rated above 160 KW shall be Closed Air Circuit Air (CACA) cooled

4.3 Motors shall be designed with cooling fans suitable for both directions of rotation.

	GENERAL TECHNICAL REQUIREMENTS FOR LV MOTORS	SPECIFICATION NO. PE-SS-999-506-E101
		VOLUME NO. : II-B
		SECTION : D
		REV NO. : 00 DATE : 29/08/2005
		SHEET : 3 OF 4
4.4.	Motors shall not be provided with any electric or pneumatic operated external fan for cooling the motors.	
4.5	Frames shall be designed to avoid collection of moisture and all enclosures shall be provided with facility for drainage at the lowest point.	
4.6	In case Class 'F' insulation is provided for LV motors, temperature rise shall be limited to the limits applicable to Class 'B' insulation. In case of continuous operation at extreme voltage limits the temperature limits specified in table-1 of IS:325 shall not exceed by more than 10°C.	
4.7	Terminals and Terminal Boxes	
4.7.1	Terminals, terminal leads, terminal boxes, windings tails and associated equipment shall be suitable for connection to a supply system having a short circuit level, specified in the Data Sheet-A. Unless otherwise stated in Data Sheet-A, motors of rating 110 kW and above will be controlled by circuit breaker and below 110 kW by switch fuse-contactor. The terminal box of motors shall be designed for the fault current mentioned in data sheet "A".	
4.7.2	unless otherwise specified or approved, phase terminal boxes of horizontal motors shall be positioned on the left hand side of the motor when viewed from the non-driving end.	
4.7.3	Connections shall be such that when the supply leads R, Y & B are connected to motor terminals A B & C or U, V & W respectively, motor shall rotate in an anticlockwise direction when viewed from the non-driving end. Where such motors require clockwise rotation, the supply leads R, Y, B will be connected to motor terminals A, C, B or U W & V respectively.	
4.7.4	Permanently attached diagram and instruction plate made preferably of stainless steel shall be mounted inside terminal box cover giving the connection diagram for the desired direction of rotation and reverse rotation.	
4.7.5	Motor terminals and terminal leads shall be fully insulated with no bar live parts. Adequate space shall be available inside the terminal box so that no difficulty is encountered for terminating the cable specified in Data Sheet-A.	
4.7.6	Degree of protection for terminal boxes shall be IP 55 as per IS 4691.	
4.7.7	Separate terminal boxes shall be provided for space heaters.. If this is not possible in case of LV motors, the space heater terminals shall be adequately segregated from the main terminals in the main terminal box. Detachable gland plates with double compression brass glands shall be provided in terminal boxes.	
4.7.8.	Phase terminal boxes shall be suitable for 360 degree of rotation in steps of 90 degree for LV motors.	
4.7.9	Cable glands and cable lugs as per cable sizes specified in Data Sheet-A shall be included. Cable lugs shall be of tinned Copper, crimping type.	
4.8	Two separate earthing terminals suitable for connecting G.I. or MS strip grounding conductor of size given in Data Sheet-A shall be provided on opposite sides of motor frame. Each terminal box shall have a grounding terminal.	
4.9	General	

876754/2022/PS-PEM-MSE :

	GENERAL TECHNICAL REQUIREMENTS	SPECIFICATION NO. PE-SS-999-506-E101
	FOR	VOLUME NO. : II-B
	LV MOTORS	SECTION : D
		REV NO. : 00 DATE : 29/08/2005
		SHEET : 4 OF 4


- 4.9.1 Motors provided for similar drives shall be interchangeable.
- 4.9.2 Suitable foundation bolts are to be supplied alongwith the motors.
- 4.9.3 Motors shall be provided with eye bolts, or other means to facilitate safe lifting if the weight is 20Kgs. and above.
- 4.9.4 Necessary fitments and accessories shall be provided on motors in accordance with the latest Indian Electricity rules 1956.
- 4.9.5 All motors rated above 30 kW shall be provided with space heaters to maintain the motor internal air temperature above the dew point. Unless otherwise specified, space heaters shall be suitable for a supply of 240V AC, single phase, 50 Hz.
- 4.9.6 Name plate with all particulars as per IS: 325 shall be provided
- 4.9.7 Unless otherwise specified, the colour of finish shall be grey to Shade No. 631 and 632 as per IS:5 for motors installed indoor and outdoor respectively. The paint shall be epoxy based and shall be suitable for withstanding specified site conditions.

5.0 INSPECTION AND TESTING






- 5.1 All materials, components and equipments covered under this specification shall be procured, manufactured, as per the BHEL standard quality plan No. PED-506-00-Q-006/0 and PED-506-00-Q-007/2 enclosed with this specification and which shall be complied.
- 5.2 LV motors of type-tested design shall be provided. Valid type test reports not more than 5 year shall be furnished. In the absence of these, type tests shall have to be conducted by manufacturer without any commercial implication to purchaser.
- 5.3 All motors shall be subjected to routine tests as per IS: 325 and as per BHEL standard quality plan.
- 5.4 Motors shall also be subjected to additional tests, if any, as mentioned in Data Sheet A.

6.0 DRAWINGS TO BE SUBMITTED AFTER AWARD OF CONTRACT

- a) OGA drawing showing the position of terminal boxes, earthing connections etc.
- b) Arrangement drawing of terminal boxes.
- c) Characteristic curves:
(To be given for motor above 55 kW unless otherwise specified in Data Sheet).
 - i) Current vs. time at rated voltage and minimum starting voltage.
 - ii) Speed vs. time at rated voltage and minimum starting voltage.
 - iii) Torque vs. speed at rated voltage and minimum voltage.
For the motors with solid coupling the above curves i), ii), iii) to be furnished for the motors coupled with driven equipment. In case motor is coupled with mechanical equipment by fluid coupling, the above curves shall be furnished with and without coupling.
 - iv) Thermal withstand curve under hot and cold conditions at rated voltage and max. permissible voltage.


	MANUFACTURER/ BIDDER/ SUPPLIER NAME & ADDRESS	STANDARD QUALITY PLAN			SPEC. NO :		DATE:	
		CUSTOMER :			QP NO.: PE-QP-999-Q-006, REV-02		DATE: 17.04.2020	
		PROJECT:			PO NO.:		DATE:	
		ITEM: AC ELECT. MOTORS UPTO 55KW (LV (415V))		SYSTEM:	SECTION: II		SHEET 1 of 2	

S. NO.	COMPONENT & OPERATIONS	CHARACTERISTICS	CLASS	TYPE OF CHECK	QUANTUM OF CHECK		REFERENCE DOCUMENT	ACCEPTANCE NORMS	FORMAT OF RECORD	AGENCY	REMARKS			
					M	C/ N						D	M	C
1	2	3	4	5	6		7	8	9	*	**			
1.0	ASSEMBLY	1.WORKMANSHIP	MA	VISUAL	100%	-	MFG. SPEC.	MFG. SPEC.	LOG BOOK	P	-	-		
		2.DIMENSIONS	MA	VISUAL	100%	-	MFG. DRG./ MFG. SPEC.	MFG. DRG./ MFG. SPEC.	LOG BOOK	P	-	-		
		3.CORRECTNESS COMPLETENESS TERMINATIONS/ MARKING/ COLOUR CODE	MA	VISUAL	100%	-	MFG.SPEC./	MFG.SPEC.	LOG BOOK	P	-	-		
2.0	PAINTING	1.SHADE	MA	VISUAL	SAMPLE	-	MFG. SPEC/ APPROVED DATASHEET	MFG. SPEC/ APPROVED DATASHEET	LOG BOOK	✓	P	V	-	
3.0	TESTS	1.ROUTINE TEST INCLUDING SPECIAL TEST	MA	VISUAL	100%	-	IS-325 / IS-12615/ APPROVED DATA SHEET	IS-325 / IS-12615/ APPROVED DATA SHEET	TEST/ INSPN. REPORT	✓	P	V*	-	* NOTE -1
		2.OVERALL DIMENSIONS & ORIENTATION	MA	MEASUREMENT & VISUAL	100%	-	APPROVED DRG/ DATA SHEET	APPROVED DRG/ DATA SHEET	TEST/ INSPN. REPORT	✓	P	V*	-	* NOTE -1 & NOTE-2

BHEL					
ENGINEERING			QUALITY		
Prepared by:	Sign & Date	Name	Checked by:	Sign & Date	Name
HEMA KUSHWAHA		HEMA KUSHWAHA			KUNAL GANDHI
Reviewed by:	Sign & Date	Name	Reviewed by:	Sign & Date	Name
PRAVEEN DUTTA		PRAVEEN DUTTA	RITESH KUMAR JAISWAL		RITESH KUMAR JAISWAL

BIDDER/ SUPPLIER	
Sign & Date	
Seal	

FOR CUSTOMER REVIEW & APPROVAL			
Doc No:			
Reviewed by:	Sign & Date	Name	Seal
Approved by:			







	MANUFACTURER/ BIDDER/ SUPPLIER NAME & ADDRESS	STANDARD QUALITY PLAN				SPEC. NO :				DATE:			
		CUSTOMER :				QP NO.: PE-QP-999-Q-006, REV-02				DATE: 17.04.2020			
		PROJECT:				PO NO.:				DATE:			
		ITEM: AC ELECT. MOTORS UPTO 55KW (LV (415V))		SYSTEM:		SECTION: II				SHEET 2 of 2			


		3.NAMEPLATE DETAILS	MA	VISUAL	100%	-	IS-325 / IS-12615 / APPROVED DATA SHEET	SAME AS COL. 7	TEST/ INSPN. REPORT	✓	P	V	-	
4.0	PACKING	SURFACE FINISH & COMPLETENESS	MA	VISUAL	100%	100%	AS PER MFG. STANDARD / (#)	AS PER MFG. STANDARD / (#).	INSPC. REPORT	✓	P	W	-	(#) REFER NOTE-8

- NOTES:**
1. Routine tests on 100% motors shall be done by the vendor. However, BHEL/ Customer shall witness routine tests on random samples. The sampling plan shall be mutually agreed upon.
 2. For exhaust/ventilation fan motors of rating up to 1.5 KW, only routine test certificates shall be furnished for scrutiny.
 3. In case test certificates for these tests on similar type, size and design of motor from independent laboratory are available, the same is valid for 5 years.
 4. BHEL reserves the right to perform repeat test, if required.
 5. After packing and prior to issue MDCC, photographs of items to be despatched shall be sent to BHEL for review.
 6. In case of any changes in QP commented by customer at contract stage, same shall be carried out by bidder without any implication to BHEL/ Customer.
 7. Project specific QP to be developed based on customer requirement.
 8. For export job, BHEL technical specification for seaworthy packing to be followed.
 9. Packing shall be suitable for storage at site in tropical climate conditions.
 10. Latest revision/ year of issue of all the standards (IS/ ASME/ IEC etc.) indicated in QP shall be referred.





LEGENDS:

*RECORDS, IDENTIFIED WITH "TICK"(✓) SHALL BE ESSENTIALLY INCLUDED BY SUPPLIER IN QA DOCUMENTATION,
 ** **M:** SUPPLIER/ MANUFACTURER/ SUB-SUPPLIER, **B:** MAIN SUPPLIER/ BHEL/ THIRD PARTY INSPECTION AGENCY, **C:** CUSTOMER,
P: PERFORM, **W:** WITNESS, **V:** VERIFICATION, AS APPROPRIATE
MA: MAJOR, **MI:** MINOR, **CR:** CRITICAL
D: DOCUMENTATION

BHEL						BIDDER/ SUPPLIER		FOR CUSTOMER REVIEW & APPROVAL			
ENGINEERING			QUALITY			Sign & Date		Doc No:			
Prepared by:	Sign & Date	Name	Checked by:	Sign & Date	Name	Seal		Sign & Date		Name	Seal
HEMA KUSHWAHA		HEMA KUSHWAHA			KUNAL GANDHI						
PRAVEEN DUTTA		PRAVEEN DUTTA			RITESH KUMAR JAISWAL						


	MANUFACTURER/ BIDDER/ SUPPLIER NAME & ADDRESS	STANDARD QUALITY PLAN		SPEC. NO :		DATE:17.04.2020
		CUSTOMER :		QP NO.: PE-QP-999-Q-007, REV-04		
		PROJECT:		PO NO.:		
		ITEM: AC ELECT. MOTORS 55 KW & ABOVE (LV (415V))		SYSTEM:		

SI No.	Component & Operations	Characteristics	Class	Type of Check	Quantum Of check		Reference Document	Acceptance NORMS	FORMAT OF RECORD	AGENCY				
					M	C/N				D	M	C	N	
1.0	RAW MATERIAL & BOUGHT OUT CONTROL													
1.1	SHEET STEEL, PLATES, SECTION, EYEBOLTS	1.SURFACE CONDITION	MA	VISUAL	100%	-	-	FREE FROM BLINKS, CRACKS, WAVINESS ETC	LOG BOOK		P	-	-	
		2.DIMENSIONS	MA	MEASUREMENT	SAMPLE	-	MANUFACTURER'S DRG./SPEC	MANUFACTURER'S DRG./SPEC	LOG BOOK		P	-	-	
		3.PROOF LOAD TEST (EYE BOLT)	MA	MECH. TEST	SAMPLE	-	MANUFACTURER'S DRG./SPEC	MANUFACTURER'S DRG./SPEC	TEST REPORT		P/V	-	-	
1.2	HARDWARES	1.SURFACE CONDITION	MA	VISUAL	100%	-	-	FREE FROM CRACKS, UN-EVENNESS ETC.	TEST REPORT		P	-	-	
		2.PROPERTY CLASS	MA	VISUAL	SAMPLES	-	MANUFACTURER'S DRG./SPEC	MANUFACTURER'S DRG./SPEC	TC		P/V	-	-	PROPERTY CLASS MARKING SHALL BE CHECKED BY THE VENDOR
1.3	CASTING	1.SURFACE CONDITION	MA	VISUAL	100%	-	MANUFACTURER'S DRG./SPEC	FREE FROM CRACKS, BLOW HOLES ETC.	LOG BOOK		P/V	-	-	
		2.CHEM. & PHY. PROP.	MA	CHEM & MECH TEST	1/HEAT NO.	-	MANUFACTURER'S DRG./SPEC	MANUFACTURER'S DRG./SPEC	TC		P/V	-	-	HEAT NO. SHALL BE VERIFIED
		3.DIMENSIONS	MA	MEASUREMENT	100%	-	MANUFACTURER'S DRG.	MANUFACTURER'S DRG.	LOG BOOK		P/V	-	-	
1.4	PAINT & VARNISH	1.MAKE, SHADE, SHELF LIFE & TYPE	MA	VISUAL	100% CONTINUOUS	-	MANUFACTURER'S DRG./SPEC	MANUFACTURER'S DRG./SPEC	LOG BOOK		P/V	-	-	





BHEL					
ENGINEERING			QUALITY		
	Sign & Date	Name		Sign & Date	Name
Prepared by:	 HEMA KUSHWAHA	HEMA KHUSHWAHA	Checked by:	 KUNAL GANDHI	KUNAL GANDHI
Reviewed by:	 PRAVEEN DUTTA	PRAVEEN DUTTA	Reviewed by:	 R K JAISWAL	R K JAISWAL

BIDDER/ SUPPLIER	
Sign & Date	
Seal	

FOR CUSTOMER REVIEW & APPROVAL			
Doc No:			
	Sign & Date	Name	Seal
Reviewed by:			
Approved by:			


	MANUFACTURER/ BIDDER/ SUPPLIER NAME & ADDRESS	STANDARD QUALITY PLAN		SPEC. NO :	
		CUSTOMER :		QP NO.: PE-QP-899-Q-007, REV-04	
		PROJECT:		PO NO.:	
		ITEM: AC ELECT. MOTORS 55 KW & ABOVE (LV (415V))		SYSTEM:	
				SECTION: II	
				SHEET 3 OF 9	

SI No.	Component & Operations	Characteristics	Class	Type of Check	Quantum Of check		Reference Document	Acceptance NORMS	FORMAT OF RECORD		AGENCY				
					6	7			8	9	+	**			
													M	C/N	D
1.7	OTHER INSULATING MATERIALS LIKE SLEEVES, BINDINGS CORDS, PAPERS, PRESS BOARDS ETC.	1. SURFACE COND. ETC.	MA	VISUAL	100%	-	-	NO VISUAL DEFECTS	TEST REPORT		P/V	-	-	* MOTOR MANUFACTURER TO CONDUCT VISUAL CHECK FOR SURFACE FINISH ON RANDOM BASIS (10% SAMPLE) AT HIS WORKS AND MAINTAIN RECORD FOR VERIFICATION BY	
		2.DIMENSION(BORE DIA, WALL THICKNESS, BDV AS RECEIVED, BDV AFTER FOLDING AT 180°	MA	TEST	SAMPLE	-	MANUFACTURER'S STD.	MANUFACTURER'S STD.	LOG BOOK AND OR SUPPLIER'S TC		P/V	-	-		
1.8	SHEET STAMPING (PUNCHED)	1. SURFACE COND.	MA	VISUAL	100%	-	-	NO VISUAL DEFECTS (FREE FROM BURS)	LOG BOOK		P	-	-		
		2.DIMENSIONS INCLUDING BURS HEIGHT	MA	MEASUREMENT	SAMPLE	-	MANUFACTURER'S DRG.	MANUFACTURER'S DRG.	LOG BOOK		P/V	-	-		
		3. ACCEPTANCE TESTS	MA	ELECT. & MECH TESTS	SAMPLE	-	MANUFACTURER'S DRG/ STD.	MANUFACTURER'S DRG/ STD.	TC		P/V	-	-		
1.9	CONDUCTORS	1. SURFACE FINISH	MA	VISUAL	100%	-	-	FREE FROM VISUAL DEFECTS	LOG BOOK		*P/V	-	-		
		2.ELECT. PROP. & MECH. PROP	MA	ELECT. & MECH.TEST	SAMPLES	-	MANUFACTURER'S DRG./ SPEC.	MANUFACTURER'S / SPEC.	TC & VENDOR'S TEST REPORTS		P/V	-	-		




BHEL					
ENGINEERING			QUALITY		
	Sign & Date	Name		Sign & Date	Name
Prepared by:	 HEMA KUSHWAHA	HEMA KUSHWAHA	Checked by:	 KUNAL GANDHI	KUNAL GANDHI
Reviewed by:	 PRAVEEN DUTTA	PRAVEEN DUTTA	Reviewed by:	 R K JAISWAL	R K JAISWAL

BIDDER/ SUPPLIER	
Sign & Date	
Seal	

FOR CUSTOMER REVIEW & APPROVAL			
Doc No:			
	Sign & Date	Name	Seal
Reviewed by:			
Approved by:			


	MANUFACTURER/ BIDDER/ SUPPLIER NAME & ADDRESS	STANDARD QUALITY PLAN		SPEC. NO :		DATE:17.04.2020 SHEET 4 OF 9
		CUSTOMER :		QP NO.: PE-QP-999-Q-007, REV-04		
		PROJECT:		PO NO.:		
		ITEM: AC ELECT. MOTORS 55 KW & ABOVE (LV (415V))		SYSTEM:		

Sl No.	Component & Operations	Characteristics	Class	Type of Check	Quantum Of check		Reference Document	Acceptance NORMS	FORMAT OF RECORD		AGENCY		
					M	C/N			9	*	**	D	M
1.10	BEARINGS	3.DIMENSIONS	MA	MEASUREMENT	SAMPLES	-	MANUFACTURER'S DRG/ SPEC.	MANUFACTURER'S / SPEC.	LOG BOOK		P/V	-	-
		1.MAKE & TYPE	MA	VISUAL	100%	-	MANUFACTURER'S DRG/ APPROVED DATASHEET	MANUFACTURER'S DRG/ APPROVED DATASHEET	LOG BOOK		P/V	-	-
		2.DIMENSIONS	MA	MEASUREMENT	SAMPLE	-	APPROVED DATASHEET	APPROVED DATASHEET/ BEARING MANUF'S CATALOGUES	LOG BOOK		P/V	-	-
1.11	SLIP RING (WHEREVER APPLICABLE)	3.SURFACE FINISH	MA	VISUAL	100%	-	-	FREE FROM VISUAL DEFECTS	LOG BOOK		P/V	-	-
		1.SURFACE COND.	MA	VISUAL	100%	-	-	FREE FROM VISUAL DEFECTS	LOG BOOK		P	-	-
		2.DIMENSIONS	MA	MEASUREMENT	SAMPLE	-	MANUFACTURER'S DRG	MANUFACTURER'S DRG	LOG BOOK		P	-	-
1.12	OIL SEALS & GASKETS	3.TEMP.WITH-STAND CAPACITY	MA	ELECT.TEST	SAMPLE	-	MANUFACTURER'S STD./ APPROVED DATASHEET	MANUFACTURER'S STD./ APPROVED DATASHEET	LOG BOOK		P/V	-	-
		4.HV/IR	MA	-DO-	100%	-	MANUFACTURER'S STD./ APPROVED DATASHEET	MANUFACTURER'S STD./ APPROVED DATASHEET	LOG BOOK		P/V	-	-
		1.MATERIAL OF GASKET	MA	VISUAL	100%	-	MANUFACTURER'S DRG/SPECS	MANUFACTURER'S DRG/ SPECS.	LOG BOOK		P	-	-
		2.SURFACE COND.	MA	VISUAL	100%	-	FREE FROM VISUAL DEFECTS	LOG BOOK		P	-	-	
		3.DIMENSIONS	MA	MEASUREMENT	SAMPLE	-	MANUFACTURER'S DRG	MANUFACTURER'S DRG	LOG BOOK		P	-	-


BHEL					
ENGINEERING			QUALITY		
	Sign & Date	Name		Sign & Date	Name
Prepared by:	HEMA KUSHWAHA	HEMA KHUSHWAHA	Checked by:		KUNAL GANDHI
Reviewed by:	PRAVEEN DUTTA	PRAVEEN DUTTA	Reviewed by:	 RITESH KUMAR  R K JAISWAL	R K JAISWAL

BIDDER/ SUPPLIER	
Sign & Date	
Seal	

FOR CUSTOMER REVIEW & APPROVAL			
Doc No:			
	Sign & Date	Name	Seal
Reviewed by:			
Approved by:			


	MANUFACTURER/ BIDDER/ SUPPLIER NAME & ADDRESS	STANDARD QUALITY PLAN		SPEC. NO :		DATE:17,04,2020 SHEET 5 OF 9
		CUSTOMER :		QP NO.: PE-QP-999-Q-007, REV-04		
		PROJECT:		PO NO.:		
		ITEM: AC ELECT. MOTORS 55 KW & ABOVE (LV (415V))	SYSTEM:	SECTION: II		

SI No.	Component & Operations	Characteristics	Class	Type of Check	Quantum Of check		Reference Document	Acceptance NORMS	FORMAT OF RECORD		AGENCY						
					M	C/N			9	*	**	D	M	C	N		
2.0	IN PROCESS																
2.1	STATOR FRAME WELDING (IN CASE OF FABRICATED STATOR)	1.WORKMANSHIP & CLEANNESS	MA	VISUAL	100%	-	MANUFACTURER'S DRG	GOOD FINISH	LOG BOOK		P/W	-	-				
		2.DIMENSIONS	MA	MEASUREMENT	100%	-	MANUFACTURER'S DRG	MANUFACTURER'S DRG	LOG BOOK		P	-	-				
2.2	MACHINING	1.FINISH	MA	VISUAL	100%	-	-DC-	GOOD FINISH	LOG BOOK		P	-	-				
		2.DIMENSIONS	MA	MEASUREMENT	100%	-	MANUFACTURER'S DRG	MANUFACTURER'S DRG	LOG BOOK		P	-	-				
		3.SHAFT SURFACE FLOWS	MA	PT	100%	-	MANUFACTURER'S STD./ASTM-E165	MANUFACTURER'S STD./APPROVED DATASHEET.	LOG BOOK	✓	P	V	-				
2.3	PAINTING	1.SURFACE PREPARATION	MA	VISUAL	100%	-	MANUFACTURER'S STD./APPROVED DATASHEET	MANUFACTURER'S STD./APPROVED DATASHEET	LOG BOOK		P	-	-				
		2.PAINT THICKNESS (BOTH PRIMER & FINISH COAT)	MA	MEASUREMENT BY ELCOMETER	SAMPLE	-	MANUFACTURER'S STD./APPROVED DATASHEET	MANUFACTURER'S STD./APPROVED DATASHEET	LOG BOOK		P	-	-				
		3.SHADE	MA	VISUAL	SAMPLE	-	MANUFACTURER'S STD./APPROVED DATASHEET	MANUFACTURER'S STD./APPROVED DATASHEET	LOG BOOK		P	-	-				
		4.ADHESION	MA	CROSS CUTTING & TAPE TEST	SAMPLE	-	MANUFACTURER'S STD./APPROVED DATASHEET	MANUFACTURER'S STD./APPROVED DATASHEET	LOG BOOK		P	-	-				




BHEL				
ENGINEERING			QUALITY	
Sign & Date	Name	Sign & Date	Name	
Prepared by: HEMA KUSHWAHA	HEMA KHUSHWAHA	Checked by: 	KUNAL GANDHI	
Reviewed by: PRAVEEN DUTTA	PRAVEEN DUTTA	Reviewed by: RITESH KUMAR JAISWAL	R K JAISWAL	

BIDDER/ SUPPLIER	
Sign & Date	
Seal	

FOR CUSTOMER REVIEW & APPROVAL			
Doc No:	Sign & Date	Name	Seal
Reviewed by:			
Approved by:			


	MANUFACTURER/ BIDDER/ SUPPLIER NAME & ADDRESS	STANDARD QUALITY PLAN		SPEC. NO :		DATE:17.04.2020
		CUSTOMER :		QP NO.: PE-QP-899-Q-007, REV-04		
		PROJECT:		PO NO.:		
		ITEM: AC ELECT. MOTORS 55 KW & ABOVE (LV (415V))	SYSTEM:	SECTION: II	SHEET 6 OF 9	

SI No.	Component & Operations	Characteristics	Class	Type of Check	Quantum Of check		Reference Document	Acceptance NORMS	FORMAT OF RECORD		AGENCY		
					M	C/N			9	*	**	M	C
1	2	3	4	5	6		7	8					
2.4	SHEET STACKING	1.COMPLETENESS	MA	MEASUREMENT	SAMPLE	-	MANUFACTURER'S STD.	MANUFACTURER'S STD.	LOG BOOK		P	-	-
		2.COMPRESSION & TIGHTENING	MA	MEASUREMENT	100%	-	MANUFACTURER'S STD.	MANUFACTURER'S STD.	LOG BOOK		P	-	-
2.5	WINDING	1.COMPLETENESS	CR	VISUAL	100%	-	MANUFACTURER'S STD./APPROVED DATASHEET	MANUFACTURER'S STD./APPROVED DATASHEET	LOG BOOK		P	-	-
		2.CLEANLINESS	CR	VISUAL	100%	-	MANUFACTURER'S STD./APPROVED DATASHEET	MANUFACTURER'S STD./APPROVED DATASHEET	LOG BOOK		P	-	-
		3.IR+HV-IR	CR	ELECT. TEST	100%	-	IS-325/IS-12615/IEC-60034 PART-1	IS-325/IS-12615/IEC-60034 PART-1	TEST/INSPC. REPORT	✓	P	V	-
		4.RESISTANCE	CR	ELECT. TEST	100%	-	IS-325/IS-12615/IEC-60034 PART-1	IS-325/IS-12615/IEC-60034 PART-1	TEST/INSPC. REPORT	✓	P	V	-
		5.INTERTURN INSULATION	CR	ELECT. TEST	100%	-	IS-325/IS-12615/IEC-60034 PART-1	IS-325/IS-12615/IEC-60034 PART-1	TEST/INSPC. REPORT		P	-	-
2.6	IMPREGNATION	1.VISCOSITY	MA	PHY. TEST	AT STARTING	-	MANUFACTURER'S STANDARD	MANUFACTURER'S STANDARD	LOG BOOK		P	-	-
		2.TEMP. PRESSURE VACCUM	MA	PROCESS CHECK	CONTINUOUS	-	MANUFACTURER'S STANDARD	MANUFACTURER'S STANDARD	LOG BOOK		P	-	-
		3.NO. OF DIPS	MA	PROCESS CHECK	CONTINUOUS	-	MANUFACTURER'S STANDARD	MANUFACTURER'S STANDARD	LOG BOOK	✓	P	V	-
													THREE DIPS TO BE GIVEN





BHEL					
ENGINEERING			QUALITY		
	Sign & Date	Name		Sign & Date	Name
Prepared by:	HEMA KUSHWAHA	HEMA KHUSHWAHA	Checked by:		KUNAL GANDHI
Reviewed by:	 DUTTA	PRAVEEN DUTTA	Reviewed by:	 R K JAISWAL	R K JAISWAL

BIDDER/ SUPPLIER	
Sign & Date	
Seal	

FOR CUSTOMER REVIEW & APPROVAL			
Doc No.			
	Sign & Date	Name	Seal
Reviewed by:			
Approved by:			


	MANUFACTURER/ BIDDER/ SUPPLIER NAME & ADDRESS	STANDARD QUALITY PLAN		SPEC. NO :		DATE:17,04,2020
		CUSTOMER :		QP NO.: PE-QP-999-Q-007, REV-04		
		PROJECT:		PO NO.:		
		ITEM: AC ELECT. MOTORS 55 KW & ABOVE (LV (415V))	SYSTEM:	SECTION: II	SHEET 7 OF 9	

SI No.	Component & Operations	Characteristics	Class	Type of Check	Quantum Of check		Reference Document	Acceptance NORMS	FORMAT OF RECORD	AGENCY			
					M	C/N				D	M	C	N
2.7	COMPLETE STATOR ASSEMBLY	4.DURATION 1.COMPACTNESS & CLEANLINESS	MA	PROCESS CHECK VISUAL	CONTINUOUS 100%	-	MANUFACTURER'S STANDARD MANUFACTURER'S STANDARD	MANUFACTURER'S STANDARD MANUFACTURER'S STANDARD	LOG BOOK LOG BOOK	✓	P	V	-
2.8	BRAZING/COMPRESSION JOINT	1.COMPLETENESS 2.SOUNDNESS	CR	VISUAL MALLETT TEST & UT	100%	-	MANUFACTURER'S STANDARD MANUFACTURER'S STANDARD	MANUFACTURER'S STANDARD MANUFACTURER'S STANDARD	LOG BOOK TEST/INSPC. REPORT	✓	P	V	-
2.9	COMPLETE ROTOR ASSEMBLY	3.HV 1.RESIDUAL UNBALANCE	MA	ELECT. TEST DYN, BALANCE	100%	-	MANUFACTURER'S STANDARD MANUFACTURER'S SPEC./ ISO 1940	MANUFACTURER'S STANDARD MANUFACTURER'S DWG.	TEST/INSPC. REPORT LOG BOOK	✓	P	V	-
2.10	ASSEMBLY	2.SOUNDNESS OF DIE CASTING 1.ALIGNMENT 2.WORKMANSHIP 3.AXIAL PLAY 4.DIMENSIONS 5.CORRECTNESS, COMPLETENESS TERMINATIONS/ MARKINGS/ COLOUR CODE 6. RTD, BTD & SPACE HEATER MOUNTING.	CR	ELECT. (GROWLER TEST)	100%	-	MANUFACTURER'S SPEC.	MANUFACTURER'S SPEC.	TEST/INSPC. REPORT	✓	P	V	-
			MA	MEAS. VISUAL MEAS. MEAS. VISUAL	100% 100% 100% 100% 100%	-	MANUFACTURER'S SPEC. MANUFACTURER'S SPEC. MANUFACTURER'S SPEC. MANUFACTURER'S DRG./ MANUFACTURER'S SPEC. MANUFACTURER'S SPEC.	MANUFACTURER'S SPEC. MANUFACTURER'S SPEC. MANUFACTURER'S SPEC. MANUFACTURER'S DRG./ MANUFACTURER'S SPEC. MANUFACTURER'S SPEC.	LOG BOOK LOG BOOK LOG BOOK LOG BOOK LOG BOOK	✓	P	V	-


BHEL					
ENGINEERING			QUALITY		
	Sign & Date	Name		Sign & Date	Name
Prepared by:	 HEMA KUSHWAHA	HEMA KHUSHWAHA	Checked by:	 KUNAL GANDHI	KUNAL GANDHI
Reviewed by:	 PRAVEEN DUTTA	PRAVEEN DUTTA	Reviewed by:	 R K JAISWAL	R K JAISWAL

BIDDER/ SUPPLIER	
Sign & Date	
Seal	

FOR CUSTOMER REVIEW & APPROVAL			
Doc No:			
	Sign & Date	Name	Seal
Reviewed by:			
Approved by:			

	MANUFACTURER/ BIDDER/ SUPPLIER NAME & ADDRESS	STANDARD QUALITY PLAN		SPEC. NO :	DATE:17.04.2020 SHEET 8 OF 9
		CUSTOMER :		QP NO.: PE-QP-999-Q-007, REV-04	
		PROJECT:		PO NO.:	
		ITEM: AC ELECT., MOTORS 55 KW & ABOVE (LV (415V))	SYSTEM:	SECTION: II	

Sl No.	Component & Operations	Characteristics	Class	Type of Check	Quantum Of check		Reference Document	Acceptance NORMS	FORMAT OF RECORD	AGENCY				
					M	C/N				9	*	**		
3.0	TESTS	1.TYPE TESTS INCLUDING SPECIAL TESTS	MA	ELECT.TEST	1/TYPE/SIZE	1/TYPE/SIZE	IS-325/IS-12615/APPROVED DATASHEET	IS-325/IS-12615/APPROVED DATASHEET	TEST REPORT	✓	P	W*	-	* NOTE - 1
		2.ROUTINE TESTS INCLUDING SPECIAL TEST	MA	ELECT.TEST	100%	-	IS-325/IS-12615/APPROVED DATASHEET	IS-325/IS-12615/APPROVED DATASHEET	TEST REPORT	✓	P	V ³	-	§ NOTE - 2
		3.VIBRATION & NOISE LEVEL	MA	ELECT.TEST	100%	-	IS: 12075 / IEC 60034-14 & IS-12065	IS: 12075 / IEC 60034-14 & IS-12065	TEST REPORT	✓	P	V ³	-	§ NOTE - 2
		4.OVERALL DIMENSIONS AND ORIENTATION	MA	MEASUREMENT & VISUAL	100%	100%	APPROVED DRG/DATA SHEET	APPROVED DRG/DATA SHEET &	TEST/INSPC. REPORT	✓	P	W	-	
		5.DEGREE OF PROTECTION	MA	ELECT. & MECH. TEST	1/TYPE/ SIZE	-	IEC 60034-6/IS-12615	APPROVED DATASHEET	TC	✓	P	V	-	TC FROM AN INDEPENDENT LABORATORY, REFER NOTE-3
		6. MEASUREMENT OF RESISTANCE OF RTD & BTD	MA	ELECT. & MECH. TEST	100%	-	IS-325/IS-12615/IEC-60034 PART-1/IS: 12802	IS-325/IS-12615/IEC-60034 PART-1/IS: 12802	TC	✓	P	V ³	-	§ NOTE - 2
		7. MEASUREMENT OF RESISTANCE, IR OF SPACE HEATER	MA	ELECT. & MECH. TEST	100%	-	IS-325/IS-12615/IEC-60034 PART-1	IS-325/IS-12615/IEC-60034 PART-1	TC	✓	P	V ³	-	§ NOTE - 2
		8. NAME PLATE DETAILS	MA	VISUAL	100%	-	IS-325/IS-12615 & DATA SHEET	IS-325/IS-12615 & DATA SHEET	TEST/INSPC. REPORT	✓	P	V ³	-	§ NOTE - 2
		9.EXPLOSION FLAME PROOF NESS (IF SPECIFIED)	MA	EXPLOSION FLAME PROOF TEST	1/TYPE	-	IS 2148 / IEC 60079-1	IS 2148 / IEC 60079-1	TC	✓	P	V	-	TC FROM AN INDEPENDENT LABORATORY, REFER NOTE-3
		10. PAINT SHADE, THICKNESS & FINISH	MA	VISUAL & MEASUREMENT BY ELKOMETER	SAMPLE	SAMPLE	APPROVED DATASHEET	APPROVED DATASHEET	TC	✓	P	W ³	-	SAMPLING PLAN TO BE DECIDED BY INSPECTION AGENCY § NOTE - 2


BHEL					
ENGINEERING			QUALITY		
	Sign & Date	Name		Sign & Date	Name
Prepared by:	HEMA KUSHWAHA	HEMA KUSHWAHA	Checked by:		KUNAL GANDHI
Reviewed by:	PRAVEEN DUTTA	PRAVEEN DUTTA	Reviewed by:	RITESH KUMAR JAISWAL	R K JAISWAL

BIDDER/ SUPPLIER	
Sign & Date	
Seal	

FOR CUSTOMER REVIEW & APPROVAL			
Doc No:			
	Sign & Date	Name	Seal
Reviewed by:			
Approved by:			

DUTTA

JAISWAL

	MANUFACTURER/ BIDDER/ SUPPLIER NAME & ADDRESS	STANDARD QUALITY PLAN		SPEC. NO :	
		CUSTOMER :		QP NO.: PE-QP-999-Q-007, REV-04	
		PROJECT:		PO NO.:	
		ITEM: AC ELECT. MOTORS 55 KW & ABOVE (LV (415V))		SYSTEM:	
		SECTION: II		DATE:17.04.2020	
				SHEET 9 OF 9	





SI No.	Component & Operations	Characteristics	Class	Type of Check	Quantum Of check		Reference Document	Acceptance NORMS	FORMAT OF RECORD		AGENCY			
					M	C/N			9	*	**	M	C	N
4,0	PACKING	SURFACE FINISH & COMPLETENESS	MA	VISUAL	100%	100%	AS PER MANUFACT. STANDARD / (#)	AS PER MANUFACT. STANDARD / (#)	INSPC. REPORT	✓	P	W	-	(#): REFER NOTE-8

NOTES:

- 1 DEPENDING UPON THE SIZE AND CRITICALLY, WITNESSING BY BHEL SHALL BE DECIDED.
- 2 ROUTINE TESTS ON 100% MOTORS SHALL BE DONE BY THE VENDOR. HOWEVER, BHEL/CUSTOMER SHALL WITNESS ROUTINE TESTS ON RANDOM SAMPLES. THE SAMPLING PLAN SHALL BE MUTUALLY AGREED UPON.
- 3 IN CASE TEST CERTIFICATES FOR THESE TESTS ON SIMILAR TYPE, SIZE AND DESIGN OF MOTOR FROM INDEPENDENT LABORATORY ARE AVAILABLE, THE SAME IS VALID FOR 5 YEARS.
- 4 BHEL RESERVES THE RIGHT TO PERFORM REPEAT TEST, IF REQUIRED.
- 5 AFTER PACKING AND PRIOR TO ISSUE MDCC, PHOTOGRAPHS OF ITEMS TO BE DESPATCHED SHALL BE SENT TO BHEL PURCHASE GROUP FOR REVIEW.
- 6 IN CASE , ANY CHANGES IN QP COMMENTED BY CUSTOMER AT CONTRACT STAGE SHALL BE CARRIED OUT BY BIDDER WITHOUT ANY IMPLICATION TO BHEL/ CUSTOMER.
- 7 PROJECT SPECIFIC QP TO BE DEVELOPED BASED ON CUSTOMER REQUIREMENT.
- 8 FOR EXPORT JOB, BHEL TECHNICAL SPECIFICATION FOR SEAWORTHY PACKING TO BE FOLLOWED.
- 9 PACKING SHALL BE SUITABLE FOR STORAGE AT SITE IN TROPICAL CLIMATE CONDITIONS.
- 10 LATEST REVISION/ YEAR OF ISSUE OF ALL THE STANDARDS (IS/ ASME/ IEC ETC.) INDICATED IN QP SHALL BE REFERRED.

LEGENDS:

*RECORDS, IDENTIFIED WITH "TICK"(✓) SHALL BE ESSENTIALLY INCLUDED BY SUPPLIER IN QA DOCUMENTATION,
 ** M: SUPPLIER/ MANUFACTURER/ SUB-SUPPLIER, B: MAIN SUPPLIER/ BHEL/ THIRD PARTY INSPECTION AGENCY, C: CUSTOMER,
 P: PERFORM, W: WITNESS, V: VERIFICATION, AS APPROPRIATE
 MA: MAJOR, MI: MINOR, CR: CRITICAL
 D: DOCUMENT

BHEL					
ENGINEERING			QUALITY		
	Sign & Date	Name		Sign & Date	Name
Prepared by:		HEMA KUSHWAHA	Checked by:		KUNAL GANDHI
Reviewed by:		PRAVEEN DUTTA	Reviewed by:		R K JAISWAL

BIDDER/ SUPPLIER	
Sign & Date	
Seal	

FOR CUSTOMER REVIEW & APPROVAL			
Doc No:			
	Sign & Date	Name	Seal
Reviewed by:			
Approved by:			



TITLE:
**TECHNICAL SPECIFICATION
MISCELLANEOUS PUMPS**

**DOCUMENTS TO BE SUBMITTED BY
BIDDER**

SPEC. NO.: PE-TS-466-100-N001	
SECTION: III	
SUB-SECTION:	
REV. NO. 00	DATE APR-2022
SHEET 1	OF 1

SECTION III

DOCUMENTS TO BE SUBMITTED BY BIDDER

876754/2022/PS-PEM-MSE



TITLE:

**TECHNICAL SPECIFICATION
MISCELLANEOUS PUMPS****DOCUMENTS TO BE SUBMITTED BY
BIDDER**SPEC. NO.: **PE-TS-466-100-N001**SECTION: **IIIA**

SUB-SECTION:

REV. NO. **00** DATE **APR-2022**SHEET **1** OF **1****SECTION IIIA****GUARANTEE SCHEDULE
(TO BE SUBMITTED ALONG WITH THE BID BY ALL BIDDERS)**



SCHEDULE OF PERFORMANCE GUARANTEES

KORBA FGD

SPECN. NO.:	PE-TS-466-100-N001, Rev-00		
VOLUME:	--	SECTION:	IIIA Sheet 1 of 2
REV. NO.	00	DATE:	APR-2022

Following parameters are guaranteed for following pumps

Sl. No.	Pump Description	Guaranteed Capacity	Guaranteed TDH	Guaranteed Pump Eff.	Guaranteed Motor Eff.	Guaranteed Power consumption at inlet to motor terminals	Motor Rating	Pump GD ² Value for HT motor only	Pump RPM	T/S Curve attached for HT motor
		(M3/Hr)	(MWC)	%	%	(KW)	(KW)			
Horizontal pumps										
1	# ECW PUMPS	45	72							NA
2	# ACW PUMPS	95	23							NA

Note: 1 # Bid evaluation and LD is applicable for these pumps only as per clause 4.00.00 of Section-IIA, Data Sheet-A of Section-ID and clause 1.8 of Section IA of Technical Specification for pumps.

We the undersigned hereby undertake to meet the performance guarantees as listed in the table above on the conditions as elsewhere specified. Any variation of the specified conditions during official tests will be taken in account by the customer

PARTICULARS OF BIDDER/ AUTHORISED REPRESENTATIVE

NAME	DESIGNATION	SIGNATURE	DATE	COMPANY SEAL
------	-------------	-----------	------	--------------



TITLE:
**TECHNICAL SPECIFICATION
MISCELLANEOUS PUMPS**


**DOCUMENTS TO BE SUBMITTED BY
BIDDER**

SPEC. NO.: PE-TS-466-100-N001	
SECTION: IIID	
SUB-SECTION:	
REV. NO. 00	DATE APR-2022
SHEET 1	OF 1

SECTION IIIB

**COMPLIANCE CERTIFICATE
(TO BE SUBMITTED ALONG WITH THE BID BY ALL BIDDERS)**

876754/2022/PS-PEM-MISE

	TECHNICAL SPECIFICATIONS	SPECN. NO.: PE-TS-466-100-N001, Rev.0		
	MISCELLANEOUS PUMPS	VOLUME: --	SECTION: IIIIB	
	COMPLIANCE CERTIFICATE	REV. NO. 0	DATE: APR-2022	

The bidder shall confirm compliance with following by signing/ stamping this compliance certificate and furnish same with the offer.

- a) The scope of supply, technical details, construction features, design parameters etc. shall be as per technical specification & there are no exclusions/ deviations with regard to same.
- b) QP/ test procedures shall be submitted in the event of order based on the guidelines given in the specification & QP enclosed therein.

QP will be subject to BHEL/ CONSULTANT/ CUSTOMER approval in the event of order & customer hold points for inspection/ testing shall be marked in the QP at the contract stage. Inspection/ testing shall be witnessed as per same apart from review of various test certificates/ Inspection records etc.
- c) All drawings/data – sheets etc. to be submitted during contract shall be subject to BHEL/ CONSULTANT/ CUSTOMER approval.
- d) There are no other deviation with respect to specification other than those furnished in the ‘Schedule of Deviations’.
- e) Bidder shall include the cost of Mandatory Spares, unless specified otherwise in Sec-IA of the specification or NIT.

Any mandatory spares stated as not applicable, shall have to be supplied without any cost implication to BHEL in the event they are found to be applicable during detail engineering stage.
- f) The offered materials should be either equivalent or superior to those specified. Also for components where material is not specified it shall be suitable for intended duty. All materials shall be subject to approval in the event of order.
- g) Prices for recommended spares (if any) for 3 years operation shall be furnished separately & not included in the base price.
- h) The commissioning spares (if any) are supplied on ‘As Required Basis’ & prices for same included in the base price (If bidders reply to this is “No commissioning spares are required” and if some spares are actually required during commissioning same shall be supplied by bidder without any cost to BHEL).
- i) All sub vendors shall be as per BHEL/CONSULTANT/CUSTOMER approved list.
- j) Tests for noise, vibration, parallel running etc. for pumps shall be conducted at site by Pump Vendor/BHEL as per cl. no. 3.04.00 of Section-IIA and if the site performance is found not meeting the requirements in any respect as specified, than the equipment shall be rectified or replaced by the vendor, at his own cost.
- k) Any special tools & tackles, if required, shall be in bidder’s scope.
- l) All models offered have been supplied by bidder in the past and are meeting the experience qualifying criteria of BHEL/CONSULTANT/CUSTOMER (viz. offered model is successfully operating in two separate stations for at least one year or as specified in technical PQR). Any deviation to this criteria shall be suitably highlighted in deviation schedule.
- m) All selected motor ratings have minimum margins as per Datasheet A, Section ID.

We the undersigned hereby undertake to meet the compliance requirements as listed above on the conditions as elsewhere specified.

PARTICULARS OF BIDDER/ AUTHORISED REPRESENTATIVE

NAME	DESIGNATION	SIGNATURE	DATE	COMPANY SEAL
------	-------------	-----------	------	--------------



TITLE: TECHNICAL SPECIFICATION MISCELLANEOUS PUMPS DOCUMENTS TO BE SUBMITTED BY BIDDER	SPEC. NO.: PE-TS-466-100-N001
	SECTION: IIIC
	SUB-SECTION:
	REV. NO. 00 DATE APR-2022
	SHEET 1 OF 2

SECTION IIIC

**DEVIATION SCHEDULE
(TO BE SUBMITTED ALONG WITH THE BID BY ALL BIDDERS)**

876754/2022/PS-PEM-MSE



TITLE:

**TECHNICAL SPECIFICATION
MISCELLANEOUS PUMPS**

DOCUMENTS TO BE SUBMITTED BY
BIDDER

SPEC. NO.: **PE-TS-466-100-N001**

SECTION: **IIIC**

SUB-SECTION:

REV. NO. **00** DATE **APR-2022**

SHEET **2** OF **2**

REFER NIT

876754/2022/PS-PEM-MSE



TITLE:

**TECHNICAL SPECIFICATION
MISCELLANEOUS PUMPS**

**DOCUMENTS TO BE SUBMITTED BY
BIDDER**

SPEC. NO.: **PE-TS-466-100-N001**SECTION: **IIID**

SUB-SECTION:

REV. NO. **00** DATE **APR-2022**SHEET **1** OF **1**

SECTION IIID


DATA SHEET – B FOR PUMPS


ELECTRICAL LOAD DATA FORMAT

CABLE SCHEDULE


MOTOR DATASHEET-C

**(TO BE SUBMITTED BY SUCCESSFUL BIDDER AFTER AWARD OF
CONTRACT)**

		PROJECT: MISCELLANEOUS PUMPS DATASHEET - B	
SL.	DESCRIPTION	UOM	PUMP DATA
1.0	GENERAL		
1.1	Designation of the Pump		
1.2	Manufacturer		
1.3	Model No.		
1.4	No. of pumps	Nos.	
1.5	System Design Pressure	Kg/cm ²	
1.6	Specific Gravity of fluid to be handled	-	
2.0	PERFORMANCE PARAMETERS		
2.1	Performance standard		
2.2	Rated capacity. (No negative tolerance)	M ³ /hr	
2.3	Total Dynamic Head (TDH) at rated capacity (No negative tolerance)	MWC	
2.4	Shut off head	MWC	
2.5	Range of Operation of the Pump		
	a) Min.Flow	M ³ /hr	
	b) Max.Flow	M ³ /hr	
2.6	The pumps offered have continuously rising head capacity curves from the duty point towards shut off point.		
2.7	The pumps offered have stable rising H-Q curves within the "Range of Operation"		
2.8	Pump rated speed	RPM	
2.9	Vibration measurements (2.9.2 is applicable in addition to 2.9.1 for Pumps with speed less than 600 RPM)		
2.9.1	Max.value of vibration on any pump /motor bearing w.r.t. velocity (Vrms) as per ANSI/ HIS 9.6.4 for speed > 600 RPM		
	a) Guaranteed at manufacturer's works	mm/s	
	b) Guaranteed at site	mm/s	
2.9.2	Max.value of vibration on any pump /motor bearing w.r.t. peak to peak amplitude as per ANSI/ HIS 9.6.4 for speed <= 600 RPM		
	a) Guaranteed at manufacturer's works	microns	
	b) Guaranteed at site	microns	
2.10	Max. noise Level (Guaranteed at site)	dB	
2.11	Guaranteed Pump efficiency at rated head & rated capacity without -ve tolerance	%	
2.12	Power consumption		
	a) Guaranteed pump input power at duty point	KW	
	b) Guaranteed max. Pump input power within range of operation.	KW	
	c) Max. pump input power at shut off	KW	
	d) Guranteed power at motor input	KW	
2.13	NPSH required at rated capacity	MWC	
3.0	DESIGN & CONSTRUCTION FEATURES		
3.1	Type of pump casing		
3.2	Pump duty		
3.3	Type of Impeller		
3.4	Location		
3.5	Pump suitable for parallel operation		
3.6	Torque speed curve of the pump & drive motor furnished for pumps with drive motor rating of 100 KW and above.		
3.7	Pump number of stages		
3.8	Specific speed $N = \frac{\text{RPM} \times (\text{Flow in USGPM})^{1/2}}{(\text{Head in Ft.})^{3/4}}$		
3.9	Minimum suction head required in MLC for pump operation at maximum discharge point within the 'Range of Operation' specified (NPSHR at max. flow).		

		PROJECT: MISCELLANEOUS PUMPS DATASHEET - B	
SL.	DESCRIPTION	UOM	PUMP DATA
3.10	Whether pump is suitable/ designed so that pump internals can be attended without disturbing suction and discharge piping.		
3.11	Type of coupling between pump & motor		
3.12	Bearing (DE & NDE)		
	a) Type and manufacturer		
	b) Bearing no.		
	c) Type of lubrication		
	d) Design life (Hrs.)		
3.13	Shaft Sealing arrangement		
	a) Type and manufacturer		
	b) Sealing liquid		
	c) Requirement of external water if any		
	i) Quality		
	ii) Quantity/ Pump	M ³ /hr	
3.14	In case separate oil/grease/water pump or any such equipment required for bearing lubrication/stuffing box gland sealing, furnish full technical details of these equipment and their drive.		
4.0	MATERIAL OF CONSTRUCTION (Indicate applicable code/ standard)		
4.1	Casing		
4.2	Impeller		
4.3	Shaft		
4.4	Shaft sleeves		
4.5	Wear ring		
4.6	fasteners		
4.7	Gland		
4.8	Lantern ring		
4.9	Mechanical seals (faces)/ Gland packing		
4.10	Base plate		
5.0	CONNECTIONS AND OTHER DIMENSIONAL DETAILS		
5.1	Impeller diameter	mm	
6.0	DRIVE DATA		
6.1	Drive unit output at 50°C ambient condition	KW/ P	
7.0	INSPECTION & TESTING		
7.1	Material test		
7.2	Hydrostatic test pressure	Kg/cm ²	
7.3	Hydrostatic test duration	Min.	
7.4	Performance test on pump at shop		
7.5	Dyanamic balance test		
8.0	WEIGHT AND LOADING DATA		
8.1	Weight of the pump & drive assembly	Kg	
8.2	Weight of the heaviest piece to be handled	Kg	
8.3	Size of base plate (length x width)	mm	
9.0	ADDITIONAL INFORMATION FOR VERTICAL PUMPS		
9.1	Type of pump		
9.2	No. of stages for Vertical Turbine Pump	Nos.	
9.3	Bowl Head	MLC	
9.4	Bowl Efficiency	%	
9.5	Setting Length	m	
9.6	Column pipe OD X Thickness	mm X mm	
9.7	No of column pieces	Nos.	
9.8	No of intermediate shafts	Nos.	
9.9	No of bearings	Nos.	
9.10	Type & make of Bearing		
9.11	Sealing/lubrication arrangement of bearings		
9.12	Capacity of overhead forced lubrication tank	m ³	
9.13	Nos of forced lubrication pumps	Nos.	
9.14	Capacity of forced lubrication pumps	m ³ /Hr	
9.15	TDH of forced lubrication pumps	MLC	


876754/2022/PS-PEM-MSE

	TITLE	MOTORS	SPECIFICATION NO.
		DATA SHEET – C	VOLUME II B
		3X200+4X500 MW KORBA FGD	SECTION D
			REV NO. 00 DATE 23.04.2022
			SHEET 1 OF 2

S. No.	Description	Data to be filled by successful bidder
A.	General	
1	Manufacturer & country of origin	
2	Motor type	
3	Type of starting	
4	Name of the equipment driven by motor & Quantity	
5	Maximum Power requirement of driven equipment	
6	Rated speed of Driven Equipment	
7	Design ambient temperature	
B.	Design and Performance Data	
1	Frame size & type designation	
2	Type of duty	
3	Rated Voltage	
4	Permissible variation for	
5	a) Voltage	
6	b) Frequency	
7	c) Combined voltage & frequency	
8	Rated output at design ambient temp (by resistance method)	
9	Synchronous speed & Rated slip	
10	Minimum permissible starting voltage	
11	Starting time in sec with mechanism coupled	
12	a) At rated voltage	
13	b) At min starting voltage	
14	Locked rotor current as percentage of FLC (including IS tolerance)	
15	Torque	
	a) Starting	
	b) Maximum	
16	Permissible temp rise at rated output over ambient temp & method	
17	Noise level at 1.0 m (dB)	
18	Amplitude of vibration	
19	Efficiency & P.F. at rated voltage & frequency	
	a) At 100% load	
	c) At 75% load	
	c) At starting	

NAME OF VENDOR			SEAL	REV.	
NAME	SIGNATURE	DATE			

876754/2022/PS-PEM-MSE

	TITLE	SPECIFICATION NO.
	MOTORS	VOLUME II B
	DATA SHEET – C	SECTION D
	3X200+4X500 MW KORBA FGD	REV NO. 00 DATE 23.04.2022
		SHEET 2 OF 2

S. No.	Description	Data to be filled by successful bidder
C.	Constructional Features	
1	Method of connection of motor driven equipment	
2	Applicable Standard	
3	DOP of Enclosure	
4	Method of cooling	
5	Class of insulation	
6	Main terminal box	
	a) Type	
	b) Power Cable details (Conductor, size, armour/unarmour)	
	c) Cable Gland & lugs details (Size, type & material)	
	d) Permissible Fault level (kArms & duration in sec)	
7	Space heater details (Voltage & watts)	
8	Flame proof motor details (if applicable)	
	a) Enclosure	
	b) suitability for hazardous area	
	i Zone	O / I / II
	ii Group	IIA / IIB / IIC
9	No. of Stator winding	
10	Winding connection	
11	Kind of rotor winding	
12	Kind of bearings	
13	Direction of rotation when viewed from NDE	
14	Paint Shade & type	
15	Net weight of motor	
16	Outline mounting drawing No (To be enclosed as annexure)	
D.	Characteristic curves/ drawings (To be enclosed for motors of rating ≥ 55 KW)	
	a) Torque speed characteristic	
	b) Thermal withstand characteristic	
	c) Current vs time	
	d) Speed vs time	

NAME OF VENDOR			SEAL	REV.	
NAME	SIGNATURE	DATE			



PRE - QUALIFYING
REQUIREMENTS
(TECHNICAL)

TECHNICAL SPECIFICATION NO-
TECHNICAL PQR NO. PE-PQ-466-100-N111 REV NO. 00
DATED 03/06/2022

STANDARD PQR NO: PE-PQ-STD-100-N111
REVISION NO: 04 DATE: 07.02.2020

SHEET: 1 of 2

ENQUIRY NO:

PROJECT: KORBA FGD

PACKAGE: MISC. PUMPS (HORIZONTAL)

1. The bidder should have designed, manufactured, tested, inspected & supplied the Horizontal Centrifugal pumps for water application with minimum rated flow 85 CMH, which have been successfully in use for at least 1 year in two different thermal power plants or similar industry/ application and bidder is in business of Horizontal centrifugal pumps for water application on continuous basis.
2. The Bidders shall furnish following support documents for assessment of Bidder w.r.t. PQR as indicated at Sl. No. 1 above:

- A. Bidder's Experience list of Horizontal centrifugal pumps for water application for last 5 years (as on the Enquiry/NIT date) for assessment of bidder for supplying the Horizontal centrifugal pumps for water application on regular basis for establishing business continuity in the enclosed format- Annexure-1.


Bidder shall furnish the PO copy of at least two (2) executed Contracts as indicated in the experience list.

- B. Bidder shall furnish any one from below in support of successful performance of Horizontal centrifugal pumps for water application for one year:
 - i. Satisfactory Performance feedback certificates from End Customer (Owner) (in English) for at least Two successfully executed contracts (from different End customers (Owners) which have been in use for atleast one year indicating salient features like year of commissioning of Horizontal centrifugal pumps for water application, rating of project, flow of Horizontal centrifugal pumps for water application, project name etc., date of issue of certificate and name/ designation of the certificate issuer for power plant/similar application industry. The time duration of Satisfactory performance completion should be before the date of subject Enquiry/NIT.

OR

- ii. The bidder has been awarded two repeat contracts for Horizontal centrifugal pumps for water application from two different End Customer (Owner) / Purchaser for power plant/similar application industry. Repeat contract shall be considered when the second contract is given by the same purchaser/ owner after lapse of minimum 1 year from execution (viz. supply) of first contract. Supporting documents for execution of the first contract like dispatch ^{N2} details or commissioning report or PG test report along with the PO Copy to be furnished, if bidder intends to submit the documents for Repeat Contracts. The date of repeat contract order should not be later than the date of subject Enquiry/NIT.

PREPARED BY:	REVIEWED BY:	APPROVED BY:
NAME: DESIGNATION / DEPT.:	NAME: DESIGNATION / DEPT.:	NAME: DESIGNATION / DEPT.:

	PRE - QUALIFYING REQUIREMENTS (TECHNICAL)	TECHNICAL SPECIFICATION NO- TECHNICAL PQR NO. REV NO. DATED
		STANDARD PQR NO: PE-PQ-STD-100-N111 REVISION NO: 04 DATE: 07.02.2020
		SHEET: 2 of 2

OR

iii. Satisfactory Performance feedback certificates from End Customer (Owner) (in English) for one successfully executed contract which have been successfully in use for atleast one year indicating salient features like year of commissioning of Horizontal centrifugal pumps for water application, rating of project, flow of Horizontal centrifugal pumps for water application, project name etc., date of issue of certificate and name/ designation of the certificate issuer for power plant/similar application industry. The time duration of Satisfactory performance completion should be before the date of subject Enquiry/NIT.

AND

The bidder has been awarded repeat contracts for Horizontal centrifugal pumps for water application from minimum one End customer (owner)/Purchaser (other than the one for which the bidder has furnished the performance feedback above) for power plant/similar application industry. Repeat contract shall be considered when the second contract is given by the same purchaser/ owner after lapse of minimum 1 year from execution of first contract (viz. supply). Supporting documents for execution of the first contract like dispatch ^{N2} details or commissioning report or PG test report along with the PO Copy to be furnished, if bidder intends to submit the documents for Repeat Contracts. The date of repeat contract order should not be later than the date of subject Enquiry/NIT.

Notes:-

N1 -Purchase order copy, Supporting drawings/technical data sheets etc. are to be submitted along with the bid for which the bidder intends to furnish the performance feedbacks / repeat contracts for reference purpose only.

N2 - Dispatch details shall include any one of the following documents:

- a.Tax Invoice.
- b.Site receipt/Receipted LR.
- c.Customer's material dispatch clearance certificate.

Any additional document required in support of above documents to establish the correlation between the above documents and the supplied item shall be provided by the bidder.

N3. Purchase order for spare items shall not be considered as repeat order qualifying criteria.

N4. Bidder to submit all supporting documents in English. If documents submitted by bidder are in language other than English, a self-attested English translated document should also be submitted.

N5. Notwithstanding anything stated above, BHEL reserves the right to assess the capabilities and capacity of the bidder/collaborators to perform the contract, should the circumstances warrant such assessment in the overall interest of BHEL.

N6. After satisfactory fulfilment of all the above criteria/ requirement, offer shall be considered for further evaluation as per NIT and all the other terms of the tender.

PREPARED BY: NAME: DESIGNATION / DEPT.:	REVIEWED BY: NAME: DESIGNATION / DEPT.:	APPROVED BY: NAME: DESIGNATION / DEPT.:
--	--	--

Item Rate BoQ

Tender Inviting Authority: Bharat heavy Electricals limited-Project Engineering Management, Noida

Name of Work: Misc. Pumps - Horizontal for 3x200+3X500+1X500 MW NTPC KORBA TPP-FGD PROJECT.

Contract No: PE/PG/KR1/E-6989/2022 dated 14/06/2022

Name of the Bidder/ Bidding Firm / Company :

PRICE SCHEDULE
 (This BOQ template must not be modified/replaced by the bidder and the same should be uploaded after filling the relevant columns, else the bidder is liable to be rejected for this tender. Bidders are allowed to enter the Bidder Name and Values only)
 A. Notes for Main supply :

- a) Bidder to note that site activities defined at Sl.no 2.10 and Sl.no 2.20 shall be carried out separately. Further bidder to also note that the activities defined at sl. no. 2.10 as well as 2.20 may also be staggered for pump(s) as per site progress. Hence, payment for the same may also be staggered on pro-rata basis.
- b) Unit price quoted by bidder, as above, shall be binding for any quantity variation, which is at the discretion of purchaser.
- c) Price of commissioning & erection spares, special Tools & tackle and other accessories not listed above shall be included in the price of pump & shall be supplied with the pump.
- d) Indicate all taxes, duties etc. stating whether included/ excluded in above prices.
- e) Please refer technical specification for detail.
- f) For items stated as not applicable by bidder, shall have to be supplied without any cost implication to BHEL in the event they are found to be applicable during detail engineering stage.
- g) Freight is not applicable for service scope.
- h) Notes for Mandatory Spare :

1. One(1) set consists of quantity required for complete replacement for one(1) Pump of each type/size. Also the 'set' would include all components/hardware required to replace the item.
2. In case spares indicated in the list are not applicable to the particular design offered by the bidder, the bidder should offer spares applicable to offered design with quantities as specified in the Technical specification/NIT.

Bidder shall furnish this price Schedule indicating "Quoted" against each item along with his technical offer and actual prices in his price offer.

NUMBER #	TEXT #	NUMBER #	TEXT #	NUMBER	TEXT #	NUMBER #	NUMBER	NUMBER	NUMBER	NUMBER	NUMBER	NUMBER #	NUMBER #	TEXT #
Sl. No.	Item Description	Order Quantity	Units	HSN/SAC CODE	Quoted Currency in INR / Other Currency	BASIC RATE In Figures To be entered by the Bidder in Rs. P	Total Ex-works Price Rs.	Freight rate in % of E-works Price	Freight Amount,as applicable in Rs	GST rate in %	GST amount in Rs.	TOTAL AMOUNT Without Taxes in Rs. P	TOTAL AMOUNT With Taxes	TOTAL AMOUNT In Words
1	2	4	5	7	12	13	14	16	17	50	51	53	54	55
1.0	(1) MAIN SUPPLY-													
1.01	Total Price for design, manufacture, assembly, inspection and testing at manufacturer's and/or his sub-contractors works, painting, proper packing to avoid damage of items during transportation & storage at site of Miscellaneous Pumps (along with Motors & mandatory spares as applicable), transportation to site, complete with all other accessories as per the requirements specified in the specification, site services including installation checks of pump motor set & supervision of replacement of gland packing with Mechanical Seal arrangement (as applicable) at site, PG Test at site and any other services, etc. as per specification PE-TS-466-100-N001, Rev0 for Misc. Pumps Horizontal of 3x200+3X500+1X500 MW NTPC KORBA TPP-FGD PROJECT.													
1.10	Pumps and Motor (Horizontal Pumps):													
1.11	ECW (DMCW) PUMPS													
1.12	Pump price	8	NOS	8413	INR		0.00		0.00		0.00	0.00	0.00	INR Zero Only
1.13	Motor price	8	NOS	8413	INR		0.00		0.00		0.00	0.00	0.00	INR Zero Only
1.20	ACW PUMPS													
1.21	Pump price	9	NOS	8413	INR		0.00		0.00		0.00	0.00	0.00	INR Zero Only
1.22	Motor price	9	NOS	8413	INR		0.00		0.00		0.00	0.00	0.00	INR Zero Only
2.00	Lumpsum cost for services including site visit(s), boarding/lodging, local conveyance, to/fro travel, medical, insurance etc. for following activities at site as per technical specification/NIT.													
2.10	Installation Check prior to commissioning of pumps	1	LOT	998335	INR		0.00		0.00		0.00	0.00	0.00	INR Zero Only
2.20	Supervision of replacement of Gland packing with Mechanical Seal (applicable for ECW(DMCW) pumps)	1	LOT	998335	INR		0.00		0.00		0.00	0.00	0.00	INR Zero Only
3.00	Lumpsum cost for PG Test of pumps at site including site visit(s), boarding/lodging, local conveyance, to/fro travel, medical, insurance etc.	1	LOT	998335	INR		0.00		0.00		0.00	0.00	0.00	INR Zero Only

Tender Inviting Authority: Bharat heavy Electricals limited-Project Engineering Management, Noida

Name of Work : Misc. Pumps - Horizontal for 3x200+3X500+1X500 MW NTPC KORBA TPP-FGD PROJECT

Contract No: PE/PG/KR1/E-6989/2022 dated 14/06/2022

Name of the Bidder/ Bidding Firm / Company :	
--	--

ANNEXURE-II (COST OF WITHDRAWAL)

(This BOQ template must not be modified/replaced by the bidder and the same should be uploaded after filling the relevant columns, else the bidder is liable to be rejected for this tender. Bidders are allowed to enter the Bidder Name and Values only)

NOTES:

1. Cost of Withdrawal of deviation will be applicable on the basic price (i.e. excluding taxes, duties & freight) only.
2. All the bidders have to list out all their technical & commercial deviations (if any) in details in the above format.
3. Any deviation not mentioned below and shown separately or found hidden in offer, will not be taken cognizance of.
4. Bidder shall submit duly filled unpriced copy of below format indicating "quoted" in "cost of withdrawal of deviation" column of the schedule below along with their Techno-commercial offer, wherever applicable. In absence of same, such deviation(s) shall not be considered and offer shall be considered in total compliance to NIT.
5. Bidder shall furnish price copy of below format along with price bid.
6. The final decision of acceptance/ rejection of the deviations quoted by the bidder shall be at discretion of the Purchaser.
7. Bidders to note that any deviation (technical/commercial) not listed in below and asked after Part-I opening shall not be considered.
8. For deviations w.r.t. Credit Period, Liquidated damages, Firm prices if a bidder chooses not to give any cost of withdrawal of deviation loading as per Annexure-VII of GCC, Rev-07 will apply. For any other deviation mentioned in un-priced copy of this format submitted with Part-I bid but not mentioned in priced copy of this format submitted with Priced bid, the cost of withdrawal of deviation shall be taken as NIL.
9. Any deviation mentioned in priced copy of this format, but not mentioned in the un-priced copy, shall not be accepted.
10. All techno-commercial terms and conditions of NIT shall be deemed to have been accepted by the bidder, other than those listed in unpriced copy of this format.
11. Cost of withdrawal is to be given separately for each deviation. In no event bidder should club cost of withdrawal of more than one deviation else cost of withdrawal of such deviations which have been clubbed together shall be considered as NIL.
12. In case nature of cost of withdrawal (positive/negative) is not specified it shall be assumed as positive.
13. In case of discrepancy in the nature of impact (positive/ negative), positive will be considered for evaluation and negative for ordering.

NUMBER #	TEXT #	NUMBER	TEXT	TEXT #	NUMBER #	TEXT	TEXT	TEXT	NUMBER #	NUMBER #	TEXT #
Sl. No.	Item Description	page No.	Technical Specification/ Tender Document clause no.	Quoted Currency in INR / Other Currency	Cost of Withdrawal of Deviation To be entered by the Bidder in Rs. P	Reference of Price Schedule on Which cost of Withdrawal of deviation is Applicable	Nature of Cost of Withdrawal of deviation (Positive/Negative)	Reason for Quoting Devetion	TOTAL AMOUNT Without Taxes in Rs. P	TOTAL AMOUNT With Taxes Rs. P	TOTAL AMOUNT In Words
1	2	7	8	12	13	18	19	24	53	54	55
1	TECHNICAL DEVIATION										
1.01	To be filled			INR					0.00	0.00	INR Zero Only
1.02	To be filled			INR					0.00	0.00	INR Zero Only
1.03	To be filled			INR					0.00	0.00	INR Zero Only
1.04	To be filled			INR					0.00	0.00	INR Zero Only
2	COMMERCIAL DEVIATION										
2.01	To be filled			INR					0.00	0.00	INR Zero Only
2.02	To be filled			INR					0.00	0.00	INR Zero Only
2.03	To be filled			INR					0.00	0.00	INR Zero Only
2.04	To be filled			INR					0.00	0.00	INR Zero Only
Total in Figures									0.00	0.00	INR Zero Only
Quoted Rate in Words											

Validate Print Help

Item Rate BoQ

Tender Inviting Authority: Bharat heavy Electricals limited-Project Engineering Management, Noida

Name of Work: Misc. Pumps - Horizontal for 3x200+3X500+1X500 MW NTPC KORBA TPP-FGD PROJECT.

Contract No: PE/PG/KR1/E-6989/2022 dated 14/06/2022

Name of the Bidder/ Bidding Firm / Company :	
--	--

ANNEXURE-III (CIF Content)
(This BOQ template must not be modified/replaced by the bidder and the same should be uploaded after filling the relevent columns, else the bidder is liable to be rejected for this tender. Bidders are allowed to enter the Bidder Name and Values only)

NUMBER #	TEXT #	NUMBER #	TEXT #	TEXT #	NUMBER #	NUMBER	TEXT #
Sl. No.	Item Description	Order Quantity	Units	Currency of Import	TOTAL CIF VALUE	TOTAL CIF VALUE	TOTAL AMOUNT In Words
1	2	3	4	5	6	7	8
1.00	LIST OF ITEMS						
1.10	-	1	LOT	USD	1.00	1.00	USD One Only
1.20	-	1	LOT	INR	1.00	1.00	INR One Only
1.30	-	1	LOT	INR	1.00	1.00	INR One Only
1.40	-	1	LOT	INR	1.00	1.00	INR One Only
1.50	-	1	LOT	INR	1.00	1.00	INR One Only
Total in Figures							Five Only
Quoted Rate in Words		Five Only					

An undertaking regarding 'GeM' Seller ID on company letter head only

(To be provided along with bid)

Reference: **PE/PG/KR1/E-6989/2022 dated 14/06/2022**

Item: **MISC. PUMPS-HORIZONTAL**

Project: **3X200+3X500+1x500 MW NTPC KORBA TPP-FGD**

TO WHOM SO IT MAY CONCERN

This is with reference to as per Department of Expenditure (DoE) OM No. 6/9/2020-PPD dt. 24/08/2020, it is mandatory for all the bidders to provide their 'GeM' (Government e-Market Place) Seller ID.

Bidder to Furnish:

- (a) Bidder Name:
- (b) Bidder 'GeM' Seller ID:

Above information is mandatory, failing which we are unable to place order. Please furnish the same.

Sign & Signature (Authorized Person)

Date:

Place:

An undertaking regarding Model Clauses on company letter head only
(To be provided along with bid)

Reference: **PE/PG/KR1/E-6989/2022 dated 14/06/2022**

Item: **MISC. PUMPS-HORIZONTAL**

Project: **3X200+3X500+1x500 MW NTPC KORBA TPP-FGD**

TO WHOM SO IT MAY CONCERN

This is with reference to Ministry of Finance circular dated 23.07.20 reg. restriction under rule 144 (xi) of GFR.

"I have read the clause regarding restrictions on procurement from a bidder of a country which shares a land border with India. I hereby certify that M/s is not from such a country and is eligible to be considered/participate in tender enquiry no.: **PE/PG/KR1/E-6989/2022 dated 14/06/2022.**

Sign & Signature (Not below Director/owner of the company)

Date:

Place:

Letter head of Company

Ref: **PE/PG/KR1/E-6989/2022** dated 14/06/2022

Date:

To,
Bharat Heavy Electricals Limited
PEM, PPEI Building, Plot No 25,
Sector -16A, Noida (U.P)-201301

Subject: - Certification regarding local content

Reference: Tender Enquiry No: - **PE/PG/KR1/E-6989/2022** dated 14/06/2022

Name of Package: **MISC. PUMPS-HORIZONTAL**

Projects: 3X200+3X500+1x500 MW NTPC KORBA TPP-FGD

Dear Sir,

We hereby certify that items offered by us of **MISC. PUMPS-HORIZONTAL** for above two projects meets the requirement of minimum local content in line with clause no. 20 of NIT and the Public Procurement (Preference to Make in India), Order 2017 dated-15.06.2017, 28.05.2018 & 29.05.2019, 04.06.20 & 16.09.20.

Bidder to furnish: Percentage of local content quoted in subject offer is:

We further confirm that details of location at which the local value addition is made will be our registered works at.....
.....
..... (address of the works)

Yours very truly

..... (authorized signatory of company)

..... (firm name)

authorized signatory
of company

Guidelines for Remote Inspection of PEM BOIs

1) OBJECTIVE:

To lay down the procedure for carrying out Remote Inspection of Bought-out Items (BOIs) for PEM suppliers wherever applicable.

2) SCOPE:

It will cover suppliers for packages of PEM BOIs for various project requirements.

Invitation is sent to the suppliers for remote inspection on applications like MS Teams, Webex, etc. by BHEL.

3) MINIMUM REQUIREMENTS AT SUPPLIER'S WORKS:

- i. Uninterrupted internet services
- ii. Good internet bandwidth (Min 100 Mbps)
- iii. Good resolution camera (2 nos) – one preferably CCTV (static at one place) and one hand hold (moving)
- iv. Smart phone with minimum 8MPi camera front and back both with optical zoom facility suitable for using web applications like Webex, MicroSoft (MS) Teams, etc.
- v. Computer and Scanner with good resolution
- vi. Digital signatures of supplier's Quality Engineer
- vii. Availability of web applications like Webex, MicroSoft (MS) Teams, as required.
- viii. All Test certificates, internal test reports, calibration reports, etc. for the items offered for inspection.
- ix. Availability of the above to be submitted to BHEL two days in advance before inspection.
- x. Dedicated team from supplier side for facilitating inspection requirements.
- xi. For ensuring proper visibility, the suggested Portable lighting sources (torch/ electric LED bulb of minimum 15 W) with no glare is to be ensured at offered job, location for remote inspection/testing. This is to be verified before start of the inspection.
- xii. The GPS location co-ordinates or any method to locate inspection location shall be captured indicating the location of the Vendor-Premises of remote inspection/testing.

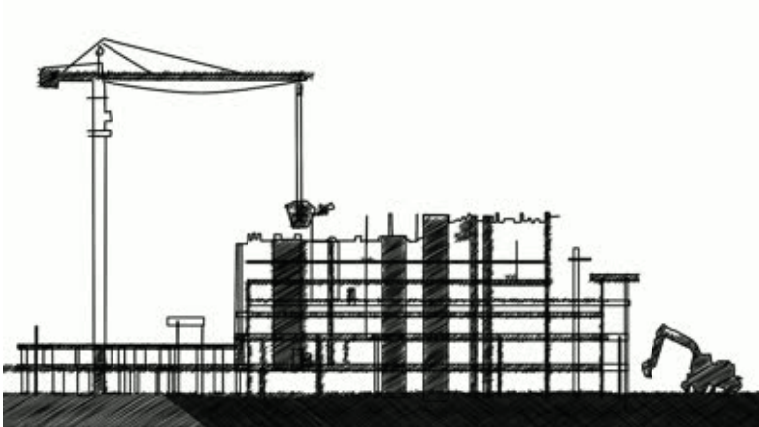
4) MINIMUM REQUIREMENTS AT BHEL and CUSTOMER LOCATION :

- i. Uninterrupted internet services
- ii. Suitable internet bandwidth
- iii. Digital signatures wherever required.
- iv. Availability of web applications like Webex, MS Teams, etc. as required.
- v. Clearance from customer for conducting remote inspection

5) PROCEDURE:

- i. Supplier will raise the inspection call in BHEL - CQIR portal.
- ii. Supplier shall ensure availability of minimum requirements at supplier's works as mentioned above at point 3.

- iii. Before starting the inspection, the supplier shall submit the documents (TCs, internal test reports and calibration certificates as per approved QAP) two days before the date of inspection for review by BHEL and supplier shall coordinate with BHEL and if found satisfactory, inspection shall be considered for remote.
 - iv. Prior to commencement of remote inspection a pre inspection meeting shall be organised by BHEL inspector with supplier to ascertain the readiness for remote inspection.
- 6) During inspection, supplier shall share the location on Google maps for verifying the address of the manufacturer. Location may be captured by BHEL as screenshot.
- i. Inspection shall be on the basis of approved Quality Plans and associated reference documents mentioned.
 - ii. For witnessing inspection, supplier shall bring the mobile video camera near to the surface of the equipment or as per requirement of the inspector for clarity in viewing the test/ equipment which shall be the responsibility of supplier. Supplier shall ensure that proper lighting is available during live video streaming.
 - iii. Before start of the inspection, inspector shall ensure that all instruments shall have valid calibration report. Supplier shall ensure use of digital instruments preferably for inspection to the extent possible.
 - iv. Details of suppliers's dedicated team handling the remote inspection shall also be incorporated in the CQIR.
 - v. All details of inspection/ testing referred documents shall be mentioned in the CQIR. Recording of remote inspection shall be maintained by the BHEL inspector and this recording (unedited) shall be maintained at BHEL system for a minimum period of 3 years or till the warranty period whichever is later.
 - vi. PEM (Engineering) shall accord final technical clearance, in case of any deviation in inspected item noticed during inspection.
 - vii. Inspection shall be conducted by PEM-Q&BE assigned inspector along with PEM-Engg (if required). CQIR shall be prepared and maintained by PEM-Q&BE.
 - viii. PG will issue MDCC on the basis of acceptance of inspected items along with accepted packing photographs as per contract provisions.
- 7) **UNDERTAKING BY VENDOR:** Material inspected through remote inspections is meeting all technical requirements of BHEL. In case of any discrepancy from the above procedure/ material inspected, if found later, vendor will replace the materials without any cost implication to BHEL.
- 8) Vendor shall provide the signed and stamped of the above guidelines to BHEL as a token of acceptance.



**HEALTH,
SAFETY and
ENVIRONMENT
PLAN**

for

**SITE
OPERATIONS**

by

**SUB-
CONTRACTORS**

POWER SECTOR



HEALTH, SAFETY AND ENVIRONMENT
PLAN FOR
SITE OPERATION by SUBCONTRACTORS

Doc no.: HSEP: 14

REV: 00

Date: 12.08.2014

POWER SECTOR

DOCUMENT ISSUE SHEET

	Prepared	Reviewed	Approved
Name	Sanghamitra B. Jayant	A.K. Sinha	Anuj Bhatnagar
Designation	Dy. Manager PSHQ(FQA & Safety)	GM PSHQ(FQA & Safety)	ED PSHQ(FQA & Safety)
Signature			
Date	12/8/14	12/8/14	12/8/14

HSE PLAN FOR SITE OPERATIONS BY BHEL'S SUBCONTRACTORS

AT A GLANCE

BEFORE START	SIGNING OF MOU Agree to comply to HSE requirement- Statutory and BHEL's	
PLAN	HSE ORGANISATION	
	Manpower <ul style="list-style-type: none"> 1 (one) safety officer for every 500 workers or part thereof 1(one) safety-steward/ supervisor for every 100 workers Qualification As per Cl. 7.1	HSE Roles and responsibilities <ul style="list-style-type: none"> Site In-charge- As per clause 7.2.1 Safety officer- As per clause 7.2.2
	HSE Planning for Man , Machinery/Equipment/Tools & Tackles	
PROVIDE	HSE INFRASTRUCTURE	
	<ul style="list-style-type: none"> PPEs Drinking Water Washing Facilities Latrines and Urinals Provision of shelter for rest Medical facilities 	<ul style="list-style-type: none"> Canteen facilities Labour Colony Emergency Vehicle Pest Control Scrapyard Illumination
TRAIN	HSE TRAINING , AWARENESS & PROMOTION	
	Training <ul style="list-style-type: none"> Induction training Height work and other critical areas Tool Box talk & Pep Talk 	Awareness & Promotion <ul style="list-style-type: none"> Signage Poster Banner Competition Awards
COMMUNICATE	HSE COMMUNICATION	
	Incident Reporting <ul style="list-style-type: none"> Accident- Fatal & Major Property damage Near Miss 	Event Reporting <ul style="list-style-type: none"> Celebrations Training Medical camp

EXECUTE SAFELY

OPERATIONAL CONTROL PROCEDURES

PERMIT TO WORK

Height work (above 2 metres), Hot Work, Heavy Lifting, Confined Space, Radiography, excavation(More than 4 metres)

SAFETY DURING WORK EXECUTION

- | | |
|--|--|
| <ul style="list-style-type: none">• Welding• Rigging• Cylinder- storage & Movement• Demolition work• T&Ps• Chemical Handling• Electrical works | <ul style="list-style-type: none">• Fire• Scaffolding• Height work• Working Platform• Excavation• Ladder• Lifting• Hoisting appliance |
|--|--|

HOUSE KEEPING

WASTE MANGEMENT

TRAFFIC MANAGEMENT

ENVIRONMENTAL CONTROL

EMERGENCY PREPAREDNESS AND RESPONSE PLAN

CHECKS

HSE AUDITS & INSPECTION

- | | |
|--|---|
| <ul style="list-style-type: none">• Daily Checks• Inspection of PPEs• Inspection of T& Ps• Inspection of Cranes & Winches | <ul style="list-style-type: none">• Inspection of Height work• Inspection of Welding and Gas cutting• Inspection of elevators etc |
|--|---|

HSE PERFORMANCE EVALUATION PARAMETERS

NON CONFORMANCE

PENALTY for NON CONFORMANCE

Refer Clause 16

Incremental penalty

For repeated violation by the same person, the penalty would be double of the previous penalty

For repeated fatal incident in the same Unit incremental penalty to be imposed. The subcontractor will pay 2 times the penalty compared to previously paid in case there are repeated cases of fatal incidents under the same subcontractor for the same package in the same unit.



**HEALTH, SAFETY AND ENVIRONMENT
PLAN FOR
SITE OPERATION by SUBCONTRACTORS**

Doc no.: HSEP: 14

REV: 00

Date: 12.08.2014

Page: 1 of 43

POWER SECTOR

Sr. No.	Description	Page No.
1.0	PURPOSE	4
2.0	SCOPE	4
3.0	OBJECTIVES AND TARGETS	4
4.0	HEALTH, SAFETY & ENVIRONMENT POLICY	5
5.0	MEMORANDUM OF UNDERSTANDING	6
6.0	TERMS & DEFINITIONS	7
7.0	HSE ORGANIZATION	8
7.1	QUALIFICATION FOR HSE PERSONNEL	8
7.2	RESPONSIBILITIES	9
8.0	PLANNING BY SUBCONTRACTOR	11
8.1	MOBILISATION OF MACHINERY/EQUIPMENT/TOOLS	11
8.2	MOBILISATION OF MANPOWER BY SUBCONTRACTOR	11
8.3	PROVISION OF PPEs	12
8.4	ARRANGEMENT OF INFRASTRUCTURE	13
9.0	HSE TRAINING & AWARENESS	16
9.1	HSE INDUCTION TRAINING	16
9.2	HSE TOOLBOX TALK	17
9.3	TRAINING ON HEIGHT WORK	17
9.4	HSE TRAINING DURING PROJECT EXECUTION	17



**HEALTH, SAFETY AND ENVIRONMENT
PLAN FOR
SITE OPERATION by SUBCONTRACTORS**

Doc no.: HSEP: 14

REV: 00

Date: 12.08.2014

Page: 2 of 43

POWER SECTOR

9.5	HSE PROMOTION-SIGNAGE, POSTERS, COMPETITION, AWARDS ETC	18
10.0	HSE COMMUNICATION	18
10.1	INCIDENT REPORTING	18
10.2	HSE EVENT REPORTING	18
11.0	OPERATIONAL CONTROL	19
11.1	HSE ACTIVITIES	19
11.2	WORK PERMIT SYSTEM	20
11.3	SAFETY DURING WORK EXECUTION	20
11.4	ENVIRONMENTAL CONTROL	24
11.5	HOUSEKEEPING	24
11.6	WASTE MANAGEMENT	25
11.7	TRAFFIC MANAGEMENT SYSTEM	26
11.8	EMERGENCY PREPAREDNESS AND RESPONSE	28
12.0	HSE INSPECTION	29
12.1	DAILY HSE CHECKS	29
12.2	INSPECTION OF PPE	29
12.3	INSPECTION OF T&Ps	30
12.4	INSPECTION OF CRANES AND WINCHES	30
12.5	INSPECTION ON HEIGHT WORKING	30
12.6	INSPECTION ON WELDING AND GAS CUTTING OPERATION	30



**HEALTH, SAFETY AND ENVIRONMENT
PLAN FOR
SITE OPERATION by SUBCONTRACTORS**

Doc no.: HSEP: 14

REV: 00

Date: 12.08.2014

Page: 3 of 43

POWER SECTOR

12.7	INSPECTION ON ELECTRICAL INSTALLATION / APPLIANCES	31
12.8	INSPECTION OF ELEVATOR	31
13.0	HSE PERFORMANCE	31
14.0	HSE PENALTIES	32
15.0	OTHER REQUIREMENTS	32
16.0	NON COMPLIANCE	33
17.0	HSE AUDIT/INSPECTION	34
18.0	MONTHLY HSE REVIEW MEETING	34
19.0	FORMATS USED	34
20.0	Annexures	36



**HEALTH, SAFETY AND ENVIRONMENT
PLAN FOR
SITE OPERATION by SUBCONTRACTORS**

Doc no.: HSEP: 14

REV: 00

Date: 12.08.2014

Page: 4 of 43

POWER SECTOR

1.0 PURPOSE

- 1.1 The purpose of this HSE Plan is to provide for the systematic identification, evaluation, prevention and control of general workplace hazards, specific job hazards, potential hazards and environmental impacts that may arise from foreseeable conditions during installation and servicing of industrial projects and power plants.
- 1.2 This document shall be followed by BHEL's subcontractors at all installation and servicing sites. In case customer specific documents are to be implemented, this document will be followed in conjunction with customer specific documents.
- 1.3 Although every effort has been made to make the procedures and guidelines in line with statutory requirements, in case of any discrepancy relevant statutory guidelines must be followed.
- 1.4 In case the customer has any specific requirement, the same is to be fulfilled.

2.0 SCOPE

The document is applicable for BHEL's Subcontractors at all installation / servicing activities of BHEL Power Sector as per the relevant contractual obligations.

3.0 OBJECTIVES AND TARGETS

The HSE Plan reflects that BHEL places high priority upon the Occupational Health, Safety and Environment at workplaces.

- Ensure the Health and Safety of all persons at work site is not adversely affected by the work.
- Ensure protection of environment of the work site.
- Comply at all times with the relevant statutory and contractual HSE requirements.
- Provide trained, experienced and competent personnel. Ensure medically fit personnel only are engaged at work.
- Provide and maintain plant, places and systems of work that are safe and without risk to health and the environment.
- Provide all personnel with adequate information, instruction, training and supervision on the safety aspect of their work.
- Effectively control, co-ordinate and monitor the activities of all personnel on the Project sites including subcontractors in respects of HSE.
- Establish effective communication on HSE matters with all relevant parties involved in the Project works.
- Ensure that all work planning takes into account all persons that may be affected by the work.
- Ensure fitness testing of all T&Ps/Lifting appliances like cranes, chain pulley blocks etc. are to be certified by competent person.
- Ensure timely provision of resources to facilitate effective implementation of HSE requirements.
- Ensure continual improvements in HSE performance
- Ensure conservation of resources and reduction of wastage.
- Capture the data of all incidents including near misses, process deviation etc. Investigate and analyze the same to find out the root cause.
- Ensure timely implementation of correction, corrective action and preventive action.



**HEALTH, SAFETY AND ENVIRONMENT
PLAN FOR
SITE OPERATION by SUBCONTRACTORS**

Doc no.: HSEP: 14

REV: 00

Date: 12.08.2014

Page: 5 of 43

POWER SECTOR

HSE TARGETS

EXPLOSION	ZERO
FATALITY	ZERO
LOST TIME INJURY	ZERO
FIRE	ZERO
VEHICLE INCIDENTS	ZERO
ENVIRONMENTAL INCIDENTS	ZERO

4.0 BHEL POWER SECTOR HEALTH, SAFETY & ENVIRONMENT POLICY

Power Sector HSE Policy

We, at BHEL Power Sector, reaffirm our belief that the Health and Safety of our stakeholders and conservation of Environment is of utmost importance and takes precedence in all our business decisions. In pursuit of this belief and commitment, we strive to:

- ✓ Ensure total compliance with applicable legislation, regulations and other requirements concerning Occupational Health, Safety and Environment.
- ✓ Ensure continual improvement in the Occupational Health, Safety and Environment Management System performance.
- ✓ Enhance Occupational Health, Safety and Environment awareness amongst employees, customers and suppliers by proactive communication and training.
- ✓ Review periodically and improve Occupational Health, Safety and Environment Management System to ensure its continuing suitability, adequacy and effectiveness in a continuously changing business environment.
- ✓ Develop a culture of safety through active leadership and provide appropriate training at all levels to enable employees to fulfill their Health, Safety and Environmental obligations.
- ✓ Incorporate appropriate Occupational Health, Safety and Environmental criteria into business decisions for selection of plant, technology and services as well as appointment of key personnel.
- ✓ Ensure availability at all times of appropriate resources to fully implement the Occupational Health, Safety and Environmental policy of the company.

This policy will be communicated to all employees and made available to interested parties.

Sd/-

Date: 01.05.2013

Director (Power)



HEALTH, SAFETY AND ENVIRONMENT
PLAN FOR
SITE OPERATION by SUBCONTRACTORS

Doc no.: HSEP: 14

REV: 00

Date: 12.08.2014

Page: 6 of 43

POWER SECTOR

5.0 MEMORANDUM OF UNDERSTANDING:

After award of work, subcontractors are required to enter into a memorandum of understanding as given below:

Memorandum of Understanding

BHEL, Power Sector _____ Region is committed to Health, Safety and Environment Policy (HSE Policy).

M/s _____ do hereby also commit to comply with the same HSE Policy while executing the Contract Number _____

M/s _____ shall ensure that safe work practices as per the HSE plan. Spirit and content therein shall be reached to all workers and supervisors for compliance.

In addition to this, M/S _____ shall comply to all applicable statutory and regulatory requirements which are in force in the place of project and any special requirement specified in the contract document of the principal customer.

M/s _____ shall co-operate in HSE audits/inspections conducted by BHEL /customer/ third party and ensure to close any non-conformity observed/reported within prescribed time limit.

Signed by authorized representative of M/s _____

Name :

Place & Date:



**HEALTH, SAFETY AND ENVIRONMENT
PLAN FOR
SITE OPERATION by SUBCONTRACTORS**

Doc no.: HSEP: 14

REV: 00

Date: 12.08.2014

Page: 7 of 43

POWER SECTOR

6.0 TERMS AND DEFINITIONS

6.1 DEFINITIONS

6.1.1 INCIDENT

Work-related or natural event(s) in which an injury, or ill health (regardless of severity), damage to property or fatality occurred, or could have occurred.

6.1.2 NEAR MISS

An incident where no ill health, injury, damage or other loss occurs, but it had a potential to cause, is referred to as "Near-Miss".

6.1.3 MAN-HOUR WORKED

The total number of man hours worked by all employees including subcontractors working in the premises. It includes managerial, supervisory, professional, technical, clerical and other workers including contract labours. Man-hours worked shall be calculated from the payroll or time clock recorded including overtime. When this is not feasible, the same shall be estimated by multiplying the total man-days worked for the period covered by the number of hours worked per day. The total number of workdays for a period is the sum of the number of men at work on each day of period. If the daily hours vary from department to department separate estimate shall be made for each department and the result added together.

6.1.4 FIRST AID CASES

First aids are not essentially all reportable cases, where the injured person is given medical treatment and discharged immediately for reporting on duty, without counting any lost time.

6.1.5 LOST TIME INJURY

Any work injury which renders the injured person unable to perform his regular job or an alternative restricted work assignment on the next scheduled work day after the day on which the injury occurred.

6.1.6 MEDICAL CASES

Medical cases come under non-reportable cases, where owing to illness or other reason the employee was absent from work and seeks Medical treatment.

6.1.7 TYPE OF INCIDENTS & THEIR REPORTING:

The three categories of Incident are as follows:

Non-Reportable Cases:

An incident, where the injured person is given medical help and discharged for work without counting any lost time.



**HEALTH, SAFETY AND ENVIRONMENT
PLAN FOR
SITE OPERATION by SUBCONTRACTORS**

Doc no.: HSEP: 14

REV: 00

Date: 12.08.2014

Page: 8 of 43

POWER SECTOR

Reportable Cases:

In this case the injured person is disable for 48 hours or more and is not able to perform his duty.

Injury Cases:

These are covered under the heading of non-reportable cases. In these cases the incident caused injury to the person, but he still continues his duty.

6.1.8 TOTAL REPORTABLE FREQUENCY RATE

Frequency rate is the number of Reportable Lost Time Injury (LTI) per one Million Man hours worked. Mathematically, the formula read as:

$$\frac{\text{Number of Reportable LTI} \times 1,000,000}{\text{Total Man Hours Worked}}$$

6.1.9 SEVERITY RATE

Severity rate is the Number of days lost due to Lost Time Injury (LTI) per one Million Man hours worked. Mathematically, the formula reads as:

$$\frac{\text{Days lost due to LTI} \times 1,000,000}{\text{Total Man Hours Worked}}$$

6.1.10 INCIDENCE RATE

Incidence Rate is the Number of LTI per one thousand manpower deployed. Mathematically, the formula reads as:

$$\frac{\text{Number of LTI} \times 1000}{\text{Average number of manpower deployed}}$$

7.0 HSE ORGANISATION

Number of safety officers:

The subcontractor must deploy one safety officer for every 500 workers or part thereof in each package. In addition, there must be one safety-steward/safety-supervisor for every 100 workers.

Deployment: The subcontractor should deploy sufficient safety officers and safety-steward/Safety-supervisor, as per requirement given above, since initial stage and add more in proportion to the added strength in work force. Any delay in deployment will attract a penalty of Rs.30,000/- per man month for the delayed period.

7.1 QUALIFICATION FOR HSE PERSONNEL

Sl.no	Designation	Qualification	Experience
1	Safety officer (Construction Agency)	Degree or Diploma in Engineering with full time diploma in Industrial Safety with construction safety as one of the subjects	Minimum two years for degree holder and five years for diploma holder in the field of Construction of power plant/ major industries



**HEALTH, SAFETY AND ENVIRONMENT
PLAN FOR
SITE OPERATION by SUBCONTRACTORS**

Doc no.: HSEP: 14

REV: 00

Date: 12.08.2014

Page: 9 of 43

POWER SECTOR

2	Safety-Steward/ Supervisor	Safety- Supervisor	Degree or diploma in any discipline with full time diploma in Industrial Safety with construction safety as one of the subjects	Minimum two years
---	-------------------------------	-----------------------	---	-------------------

7.2 RESPONSIBILITIES

7.2.1 SITE IN -CHARGE OF SUBCONTRACTOR

- Shall sign Memorandum of Understanding (MoU) for compliance to BHEL's HSE Plan for Site Operations as per clause 5.0
- Shall engage qualified safety officer(s) and steward (s) as per clause 7.0
- Shall adhere to the rules and regulations mentioned in this code, practice very strictly in his area of work in consultation with his concerned engineer and the safety coordinator.
- Shall screen all workmen for health and competence requirement before engaging for the job and periodically thereafter as required.
- Shall not engage any employee below 18 years.
- Shall arrange for all necessary PPEs like safety helmets, belts, full body harness, shoes, face shield, hand gloves etc. before starting the job. Shall ensure that no working men/women carry excessive weight more than stipulated in Factory Rule Regulation R57.
- Shall ensure that all T&Ps engaged are tested for fitness and have valid certificates from competent person.
- Shall ensure that provisions stipulated in contract Labour Regulation Act 1970, Chapter V C.9, canteen, rest rooms/washing facilities to contracted employees at site.
- Shall adhere to the instructions laid down in Operation Control Procedures (OCPs) available with the site management.
- Shall ensure that person working above 2.0 meter should use Safety Harness tied to a life line/stable structure.
- Shall ensure that materials are not thrown from height. Cautions to be exercised to prevent fall of material from height.
- Shall report all incidents(Fatal/Major/Minor/Near Miss)to the Site engineer /HSE officer of BHEL.
- Shall ensure that Horseplay is strictly forbidden.
- Shall ensure that adequate illumination is arranged during night work.
- Shall ensure that all personnel working under subcontractor are working safely and do not create any Hazard to self and to others.
- Shall ensure display of adequate signage/posters on HSE.
- Shall ensure that mobile phone is not used by workers while working.
- Shall ensure conductance of HSE audit, mockdrill, medical camps, induction training and training on HSE at site.
- Shall ensure full co-operation during HQ/External /Customer HSE audits.



**HEALTH, SAFETY AND ENVIRONMENT
PLAN FOR
SITE OPERATION by SUBCONTRACTORS**

Doc no.: HSEP: 14

REV: 00

Date: 12.08.2014

Page: 10 of 43

POWER SECTOR

- Shall ensure submission of look-ahead plan for procurement of HSE equipment's and PPEs as per work schedule.
- Shall ensure good housekeeping.
- Shall ensure adequate valid fire extinguishers are provided at the work site.
- Shall ensure availability of sufficient number of toilets /restrooms and adequate drinking water at work site and labour colony.
- Shall ensure adequate emergency preparedness.
- Shall be member of site HSE committee and attend all meetings of the committee
- Power source for hand lamps shall be maximum of 24 v.
- Temporary fencing should be done for open edges if Hand – railings and Toe-guards are not available.

7.2.2 HEALTH, SAFETY AND ENVIRONMENT OFFICER OF SUBCONTRACTOR

- Carry out safety inspection of Work Area, Work Method, Men, Machine & Material, P&M and other tools and tackles.
- Facilitate inclusion of safety elements into Work Method Statement.
- Highlight the requirements of safety through Tool-box / other meetings.
- Help concerned HOS to prepare Job Specific instructions for critical jobs.
- Conduct investigation of all incident/dangerous occurrences & recommend appropriate safety measures.
- Advice & co-ordinate for implementation of HSE permit systems, OCPs & MPs.
- Convene HSE meeting & minute the proceeding for circulation & follow-up action.
- Plan procurement of PPE & Safety devices and inspect their healthiness.
- Report to PS Region/HQ on all matters pertaining to status of safety and promotional program at site level.
- Facilitate administration of First Aid
- Facilitate screening of workmen and safety induction.
- Conduct fire Drill and facilitate emergency preparedness
- Design campaigns, competitions & other special emphasis programs to promote safety in the workplace.
- Apprise PS– Region on safety related problems.
- Notify site personnel non-conformance to safety norms observed during site visits / site inspections.
- Recommend to Site In charge, immediate discontinuance of work until rectification, of such situations warranting immediate action in view of imminent danger to life or property or environment.
- To decline acceptance of such PPE / safety equipment that do not conform to specified requirements.
- Encourage raising Near Miss Report on safety along with, improvement initiatives on safety.
- Shall work as interface between various agencies such customer, package-in-charges, subcontractors on HSE matters



**HEALTH, SAFETY AND ENVIRONMENT
PLAN FOR
SITE OPERATION by SUBCONTRACTORS**

Doc no.: HSEP: 14

REV: 00

Date: 12.08.2014

Page: 11 of 43

POWER SECTOR

8.0 PLANNING BY SUBCONTRACTOR

8.1 MOBILISATION OF MACHINERY/EQUIPMENT/TOOLS BY SUBCONTRACTOR

- As a measure to ensure that machinery, equipment and tools being mobilized to the construction site are fit for purpose and are maintained in safe operating condition and complies with legislative and owner requirement, inspection shall be arranged by in-house competent authority for acceptance as applicable.
- The machinery and equipment to be embraced for this purpose shall include but not limited to the following:
 - Mobile cranes.
 - Side Booms.
 - Forklifts.
 - Grinding machine.
 - Drilling machine.
 - Air compressors.
 - Welding machine.
 - Generator sets.
 - Dump Trucks.
 - Excavators.
 - Dozers
 - Grit Blasting Equipment.
 - Hand tools.
- Subcontractor shall notify the engineer, of his intention to bring on to site any equipment or any container, with liquid or gaseous fuel or other substance which may create a hazard. The Engineer shall have the right to prescribe the condition under which such equipment or container may be handled and used during the performance of the works and the subcontractor shall strictly adhere to such instructions. The Engineer shall have the right to inspect any construction tool and to forbid its use, if in his opinion it is unsafe. No claim due to such prohibition will be entertained.

8.2 MOBILISATION OF MANPOWER BY SUBCONTRACTOR

- The subcontractor shall arrange induction and regular health check of their employees as per schedule VII of BOCW rules by a registered medical practitioner.
- The subcontractor shall take special care of the employees affected with occupational diseases under rule 230 and schedule II of BOCW Rules. The employees not meeting the fitness requirement should not be engaged for such job.
- Ensure that the regulatory requirements of excessive weight limit (to carry/lift/ move weights beyond prescribed limits) for male and female workers are complied with.
- Appropriate accommodation to be arranged for all workmen in hygienic condition.



**HEALTH, SAFETY AND ENVIRONMENT
PLAN FOR
SITE OPERATION by SUBCONTRACTORS**

Doc no.: HSEP: 14

REV: 00

Date: 12.08.2014

Page: 12 of 43

POWER SECTOR

8.3 PROVISION OF PPEs

- Personnel Protective Equipment (PPEs), in adequate numbers, will be made available at site & their regular use by all concerned will be ensured
- The following matrix recommends usage of minimum PPEs against the respective job.

Sl. No	Type of work	PPEs
1	Concrete and asphalt mixing	Nose mask, hand glove, apron and gum boot
2	Welders/Grinders/ Gas cutters	Welding/face screen, apron, hand gloves, nose mask and ear muffs if noise level exceeds 90dB. Helmet fitted with welding shield is preferred for welders
3	Stone/ concrete breakers	Ear muffs, safety goggles, hand gloves
4	Electrical Work	Rubber hand glove, Electrical Resistance shoes
5	Insulation Work	Respiratory mask, Hand gloves, safety goggles
6	Work at height	Double lanyard full body harness, Fall arrestor (specific cases)
7	Grit/Sand blasting	Blast suit, blast helmet, respirator, leather gloves
8	Painting	Plastic gloves, Respirators (particularly for spray painting)
9	Radiography	As per BARC guidelines

- The PPEs shall conform to the relevant standards as below and bear ISI mark.

Relevant is-codes for personal protection

IS: 2925 – 1984	Industrial Safety Helmets.
IS: 4770 – 1968	Rubber gloves for electrical purposes.
IS: 6994 – 1973 (Part-I)	Industrial Safety Gloves (Leather & Cotton Gloves).
IS: 1989 – 1986 (Part-I-II)	Leather safety boots and shoes.
IS: 5557 – 1969	Industrial and Safety rubber knee boots.
IS: 6519 – 1971	Code of practice for selections care and repair of Safety footwear.
IS: 11226 – 1985	Leather Safety footwear having direct molding sole.
IS: 5983 – 1978	Eye protectors.
IS: 9167 – 1979	Ear protectors.
IS: 1179-1967	Eye & Face protection during welding
IS: 3521 – 1983	Industrial Safety Belts and Harness
IS:8519 -1977	Guide for selection of industrial Safety equipment for body protection
IS:9473-2002,14166-1994,14746-1999	Respiratory Protective Devices

The list is not exhaustive. The safety officer may demand additional PPEs based on specific requirement.



**HEALTH, SAFETY AND ENVIRONMENT
PLAN FOR
SITE OPERATION by SUBCONTRACTORS**

Doc no.: HSEP: 14

REV: 00

Date: 12.08.2014

Page: 13 of 43

POWER SECTOR

- Where workers are employed in sewers and manholes, which are in use, the subcontractor shall ensure that the manhole covers are opened and ventilated at least for an hour before the workers are allowed to get into manhole, and the manholes so opened shall be cordoned off with suitable railing and provided with warning signals or boards to prevent incident to the public
- Besides the PPEs mentioned above, the persons shall use helmet and safety shoe. The visitors shall use Helmet and any other PPEs as deemed appropriate for the area of work.

Colour scheme for Helmets:

1. Workmen: Yellow
2. Safety staff: Green or white with green band
3. Electrician: Red
4. Others including visitors: White

- All the PPEs shall be checked for its quality before issue and the same shall be periodically checked. The users shall be advised to check the PPEs themselves for any defect before putting on. The defective ones shall be repaired/ replaced.
- The issuing agency shall maintain register for issue and receipt of PPEs.
- The Helmets shall have logo or name (abbreviation of agency name permitted) affixed or printed on the front.
- The body harnesses shall be serial numbered.

8.4 ARRANGEMENT OF INFRASTRUCTURE

8.4.1 DRINKING WATER

- Drinking water shall be provided and maintained at suitable places at different elevations.
- Container should be labeled as " Drinking Water"
- Cleaning of the storage tank shall be ensured atleast once in 3 months indicating date of cleaning and next due date.
- Potability of water should be tested as per IS10500 at least once in a year.

8.4.2 WASHING FACILITIES

- In every workplace, adequate and suitable facilities for washing shall be provided and maintained.
- Separate and adequate cleaning facilities shall be provided for the use of male and female workers. Such facilities shall be conveniently accessible and shall be kept in clean and hygienic condition and dully illuminated for night use.
- Overalls shall be supplied by the subcontractor to the workmen and adequate facilities shall be provided to enable the painters and other workers to wash during the cessation of work.

8.4.3 LATRINES AND URINALS

- Latrines and urinals shall be provided in every work place.
- Urinals shall also be provided at different elevations.
- They shall be adequately lighted and shall be maintained in a clean and sanitary condition at all times, by appointing designated person.
- Separate facilities shall be provided for the use of male and female worker if any.



**HEALTH, SAFETY AND ENVIRONMENT
PLAN FOR
SITE OPERATION by SUBCONTRACTORS**

Doc no.: HSEP: 14

REV: 00

Date: 12.08.2014

Page: 14 of 43

POWER SECTOR

8.4.4 PROVISION OF SHELTER DURING REST

Proper Shed & Shelter shall be provided for rest during break

8.4.5 MEDICAL FACILITIES

8.4.5.1 MEDICAL CENTRE (As per Schedule V, X and XI of BOCW central Rules, 1998)

- A medical centre shall be ensured/identified at site with basic facilities for handling medical emergencies. The medical center can be jointly developed on proportionate sharing basis with permission from BHEL
- A qualified medical professional, not less than MBBS, shall be deployed at the medical centre
- The medical centre shall be equipped with one ambulance, with trained driver and oxygen cylinder.
- Medical waste shall be disposed as per prevailing legislation (Bio-Medical Waste –Management and Handling Rules, 1998)

8.4.5.2 FIRST AIDER

- Ensure availability of Qualified First-aider throughout the working hours.
- Every injury shall be treated, recorded and reported.
- Refresher course on first aid shall be conducted as necessary.
- List of Qualified first aiders and their contact numbers should be displayed at conspicuous places.

8.4.5.3 FIRST AID BOX (as per schedule III of BOCW)

- The subcontractor shall provide necessary first aid facilities as per schedule III of BOCW. At every work place first aid facilities shall be provided and maintained.
- The first aid box shall be kept by first aider who shall always be readily available during the working hours of the work place. His name and contact no to be displayed on the box.
- The first aid boxes should be placed at various elevations so as to make them available within the reach and at the quickest possible time.
- The first aid box shall be distinctly marked with a Green Cross on white background.
- Details of contents of first aid box is given in Annexure No. 01
- Monthly inspection of First Aid Box shall be carried out by the owner as per format no. HSEP:13-F01
- The subcontractor should conduct periodical first –aid classes to keep his supervisor and Engineers properly trained for attending to any emergency.

8.4.5.4 HEALTH CHECK UP (As per schedule VII and Form XI)

The persons engaged at the site shall undergo health checkup as per the format no. HSEP:13-F02 before induction. The persons engaged in the following works shall undergo health checkup at least once in a year:

- a. Height workers
- b. Drivers/crane operators/riggers



**HEALTH, SAFETY AND ENVIRONMENT
PLAN FOR
SITE OPERATION by SUBCONTRACTORS**

Doc no.: HSEP: 14

REV: 00

Date: 12.08.2014

Page: 15 of 43

POWER SECTOR

- c. Confined space workers
- d. Shot/sand blaster
- e. Welding and NDE personnel

8.4.6 PROVISION OF CANTEEN FACILITY

- Canteen facilities shall be provided for the workmen of the project inside the project site.
- Proper cleaning and hygienic condition shall be maintained.
- Proper care should be taken to prevent biological contamination.
- Adequate drinking water should be available at canteen.
- Fire extinguisher shall be provided inside canteen.
- Regular health check-up and medication to the canteen workers shall be ensured.

8.4.7 PROVISION OF ACCOMODATION/LABOUR COLONY

- The subcontractor shall arrange for the accommodation of workmen at nearby localities or by making a labour colony.
- Regular housekeeping of the labour colony shall be ensured.
- Proper sanitation and hygienic conditions to be maintained.
- Drinking water and electricity to be provided at the labour colony.
- Bathing/ washing bay
- Room ventilation and electrification.

8.4.8 PROVISION OF EMERGENCY VEHICLE

- Dedicated emergency vehicle shall be made available at workplace by each subcontractor to handle any emergency

8.4.9 PEST CONTROL

Regular pest control should be carried out at all offices, mainly laboratories, canteen, labour colony and stores.

8.4.10 SCRAPYARD

- In consultation with customer, scrapyard shall be developed to store metal scrap, wooden scrap, waste, hazardous waste.
- Scrap/Waste shall be segregated as Bio-degradable and non-bio-degradable and stored separately.

8.4.11 ILLUMINATION

- The subcontractor shall arrange at his cost adequate lighting facilities e.g. flood lighting, hand lamps, area lighting etc. at various levels for safe and proper working operations at dark places and during night hours at the work spot as well as at the pre-assembly area.
- Adequate and suitable light shall be provided at all work places & their approaches including passage ways as per IS: 3646 (Part-II). Some recommended values are given below:



**HEALTH, SAFETY AND ENVIRONMENT
PLAN FOR
SITE OPERATION by SUBCONTRACTORS**

Doc no.: HSEP: 14

REV: 00

Date: 12.08.2014

Page: 16 of 43

POWER SECTOR

S. No.	Location	Illumination (Lux)
A. Construction Area		
1.	Outdoor areas like store yards, entrance and exit roads	20
2.	Platforms	50
3.	Entrances, corridors and stairs	100
4.	General illumination of work area	150
5.	Rough work like fabrication, assembly of major items	150
6.	Medium work like assembly of small machined parts	300
	rough measurements etc.	
7.	Fine work like precision assembly, precision measurements etc.	700
8.	Sheet metal works	200
9.	Electrical and instrument labs	450
B. Office		
1.	Outdoor area like entrance and exit roads	20
2.	Entrance halls	150
3.	Corridors and lift cars	70
4.	Lift landing	150
5.	Stairs	100
6.	Office rooms, conference rooms, library reading tables	300
7.	Drawing table	450
8.	Manual telephone exchange	200

- Lamp (hand held) shall not be powered by mains supply but either by 24V or dry cells.
- Lamps shall be protected by suitable guards where necessary to prevent danger, in case of breakage of lamp.
- Emergency lighting provision for night work shall be made to minimise danger in case of main supply failure.

If the subcontractor fails to take appropriate safety precautions or to provide necessary safety devices and equipment or to carry out instructions issued by the authorized BHEL official, BHEL shall have the right to take corrective steps at the risk and cost of the subcontractor

9.0 HSE TRAINING & AWARENESS

9.1 HSE INDUCTION TRAINING

All persons entering into project site shall be given HSE induction training by the HSE officer of BHEL /subcontractor before being assigned to work.

In-house induction training subjects shall include but not limited to:

- Briefing of the Project details.
- Safety objectives and targets.
- Site HSE rules.
- Site HSE hazards and aspects.
- First aid facility.
- Emergency Contact No.
- Incident reporting.
- Fire prevention and emergency response.
- Rules to be followed in the labour colony (if applicable)



**HEALTH, SAFETY AND ENVIRONMENT
PLAN FOR
SITE OPERATION by SUBCONTRACTORS**

Doc no.: HSEP: 14

REV: 00

Date: 12.08.2014

Page: 17 of 43

POWER SECTOR

- Proper safety wear & gear must be issued to all the workers being registered for the induction (i.e., Shoes/Helmets/Goggles/Leg guard/Apron etc.)
- They must arrive fully dressed in safety wear & gear to attend the induction.
- Any one failing to conform to this safety wear& gear requirement shall not qualify to attend.
- On completing attending subcontractor's in-house HSE induction, each employee shall sign an induction training form (format no. HSEP:13-F03) to declare that he had understood the content and shall abide to follow and comply with safe work practices. They may only then be qualified to be issued with a personal I.D. card, for access to the work site.

9.2 HSE TOOLBOX TALK

- HSE tool Box talk shall be conducted by frontline foreman/supervisor of subcontractor to specific work groups prior to the start of work. The agenda shall consist of the followings:
 - Details of the job being intended for immediate execution.
 - The relevant hazards and risks involved in executing the job and their control and mitigating measures.
 - Specific site condition to be considered while executing the job like high temperature, humidity, unfavorable weather etc.
 - Recent non-compliances observed.
 - Appreciation of good work done by any person.
 - Any doubt clearing session at the end.
- Record of Tool box talk shall be maintained as per format no. HSEP:13-F04
- Tool box talk to be conducted at least once a week for the specific work.

9.3 TRAINING ON HEIGHT WORK

Training on height work shall be imparted to all workers working at height by in-house/external faculty at least twice in a year. The training shall include following topics:

- Use of PPEs
- Use of fall arrester, retractable fall arrester, life line, safety nets etc.
- Safe climbing through monkey ladders.
- Inspection of PPEs.
- Medical fitness requirements.
- Mock drill on rescue at height.
- Dos & Don'ts during height work.

9.4 HSE TRAINING DURING PROJECT EXECUTION

- Other HSE training shall be arranged by BHEL/ subcontractor as per the need of the project execution and recommendation of HSE committee of site.
- The topics of the HSE training shall be as follows but not limited to:
 - Hazards identification and risk analysis (HIRA)
 - Work Permit System
 - Incident investigation and reporting
 - Fire fighting
 - First aid
 - Fire-warden training
 - EMS and OHSMS
 - T & Ps fitness and operation



**HEALTH, SAFETY AND ENVIRONMENT
PLAN FOR
SITE OPERATION by SUBCONTRACTORS**

Doc no.: HSEP: 14

REV: 00

Date: 12.08.2014

Page: 18 of 43

POWER SECTOR

- Electrical safety
- Welding, NDE & Radiological safety
- Storage, preservation & material handling.
- A matrix shall be maintained to keep an up-to-date record of attendance of training sessions carried out.

9.5 HSE PROMOTION-SIGNAGE, POSTERS, COMPETITION, AWARDS ETC

9.5.1 Display of HSE posters and banners

- Site shall arrange appropriate posters, banners, slogans in local/Hindi/English languages at work place

9.5.2 Display of HSE signage

- Appropriate HSE signage shall be displayed at the work area to aware workmen and passersby about the work going on and do's and don'ts to be followed

9.5.3 Competition on HSE and award

- Site will arrange different competition (slogan, poster, essay etc.) on HSE time to time (Safety day, BHEL day, World Environment Day etc.) and winners will be suitably awarded.

9.5.4 HSE awareness programme

- Subcontractor shall arrange HSE awareness programme periodically on different topics including medical awareness for all personnel working at site

10.0 HSE COMMUNICATION

10.1 INCIDENT REPORTING

- The subcontractor shall submit report of all incidents, fires and property damage etc to the Engineer immediately after such occurrence, but in any case not later than 24 hours of the occurrence. Such reports shall be furnished in the manner prescribed by BHEL. (Refer HSE procedure for incident investigation, analysis and reporting for details)
- In addition, periodic reports on safety shall also be submitted by the subcontractor to BHEL from time to time as prescribed by the Engineer. Compiled monthly reports of all kinds of incidents, fire and property damage to be submitted to BHEL safety officer as per prescribed formats.
- HSE incidents of site shall be reported to BHEL site Management as per Procedure for Incident Investigation and Reporting in format no. HSEP:14-F15. Corrective action shall be immediately implemented at the work place and compliance shall be verified by BHEL HSE officer and until then, work shall be put on hold by Construction Manager.

10.2 HSE EVENT REPORTING

- Important HSE events like HSE training, Medical camp etc. organized at site shall be reported to BHEL site management in detail with photographs for publication in different in-house magazines
- Celebration of important days like National Safety Day, World Environment Day etc. shall also be reported as mentioned above.



**HEALTH, SAFETY AND ENVIRONMENT
PLAN FOR
SITE OPERATION by SUBCONTRACTORS**

Doc no.: HSEP: 14

REV: 00

POWER SECTOR

Date: 12.08.2014

Page: 19 of 43

11.0 OPERATIONAL CONTROL

All applicable OCPs (Operational control procedures) will be followed by subcontractor as per BHEL instructions. This will be done as part of normal scope of work. List of such OCPs is given below. In case any other OCP is found to be applicable during the execution of work at site, then subcontractor will follow this as well, within quoted rate. These OCPs (applicable ones) will be made available to subcontractor during work execution at site. However for reference purpose, these are kept with Safety Officer of BHEL at the Power Sector Regional HQ, or available in downloadable format in the website, which may be referred by subcontractor, if they so desire.

LIST OF OCPs

Safe handling of chemicals	Safety in use of cranes	Hydraulic test
Electrical safety	Storage and handing of gas cylinders	Spray insulation
Energy conservation	Manual arc welding	Trial run of rotary equipment
Safe welding and gas cutting operation	Safe use of helmets	Stress relieving
Fire safety	Good house keeping	Material preservation
Safety in use of hand tools	Working at height	Cable laying/tray work
First aid	Safe excavation	Transformer charging
Food safety at canteen	Safe filling of hydrogen in cylinder	Electrical maintenance
Illumination	Vehicle maintenance	Safe handling of battery system
Handling and erection of heavy metals	Safe radiography	Computer operation
Safe acid cleaning	Waste disposal	Storage in open yard
Safe alkali boil out	Working at night	For sanitary maintenance
Safe oil flushing	Blasting	Batching
Steam blowing	DG set	Piling rig operation
Safe working in confined area	Handling & storage of mineral wool	Gas distribution test
Safe operation of passenger lift, material hoists & cages	Drilling, reaming and grinding(machining)	Cleaning of hotwell / deaerator
Electro-resistance heating	Compressor operation	O&M of control of AC plant & system
Air compressor	Passivation	Safe Loading of Unit
Safe EDTA Cleaning	Safe Chemical cleaning of Pre boiler system	Safe Boiler Light up
Safe Rolling and Synchronisation		

11.1 HSE ACTIVITIES

HSE activities shall be conducted at site based on the HSEMSM developed by Power Sector and issued to site by Regions.

While planning for any activity the following documents shall be referred for infrastructural requirements to establish control measures:

- 1) HSE Procedure for Register of OHS Hazards and Risks
- 2) HSE Procedure for Register of Environmental Aspects and Impacts
- 3) HSE Procedure for Register of Regulations



**HEALTH, SAFETY AND ENVIRONMENT
PLAN FOR
SITE OPERATION by SUBCONTRACTORS**

Doc no.: HSEP: 14

REV: 00

Date: 12.08.2014

Page: 20 of 43

POWER SECTOR

- 4) Operational Control Procedures
- 5) HSE Procedure for Emergency Preparedness and Response Plan
- 6) Contract documents

11.2 WORK PERMIT SYSTEM

- The following activities shall come under Work Permit System
 - a. Height working above 2 metres
 - b. Hot working at height
 - c. Confined space
 - d. Radiography
 - e. Excavation more than 4 meter depth
 - f. Heavy lifting above 50 tonRefer Annexure 05 for Work permit formats.
- "HSE Procedure for Work Permit System" shall be followed while implementing permit system. Where customer is having separate Work Permit System the same shall be followed.
- Permit applicant shall apply for work permit of particular work activity at particular location before starting of the work with Job Hazard Analysis.
- Permit signatory shall check that all the control measures necessary for the activity are in place and issue the permit to the permit holder.
- Permit holder shall implement and maintain all control measures during the period of permit .He will close the permit after completion of the work. The closed permit shall be archived in HSE Department of site.

11.3 SAFETY DURING WORK EXECUTION

Respective OCPS are to be followed and adherence to the same would be contractually binding

11.3.1 WELDING SAFETY

All safety precautions shall be taken for welding and cutting operations as per IS-818. All safety precautions shall be taken for foundation and other excavation marks as per IS-3764.

11.3.2 RIGGING

Rigging equipment shall not be loaded in excess of its recommended safe working load. Rigging equipment, when not in use, shall be removed from the original work area so as not to present a hazard to employees.

11.3.3 CYLINDERS STORAGE AND MOVEMENT

All gas cylinders shall be stored in upright position. Suitable trolley shall be used. There shall be flash-back arrestors conforming to IS-11006 at both cylinder and burner ends. Damaged tube and regulators must be immediately replaced. No of cylinders shall not exceed the specified quantity as per OCP

Cylinders shall be moved by tilting and rolling them on their bottom edges. They shall not be intentionally dragged, struck or permitted to strike each other violently.



**HEALTH, SAFETY AND ENVIRONMENT
PLAN FOR
SITE OPERATION by SUBCONTRACTORS**

Doc no.: HSEP: 14

REV: 00

Date: 12.08.2014

Page: 21 of 43

POWER SECTOR

When cylinders are transported by powered vehicle they shall be secured in a vertical position.

11.3.4 DEMOLITION WORK

Before any demolition work is commenced and also during the process of the work the following shall be ensured:

- All roads and open areas adjacent to the work site shall either be closed or suitably protected.
- No electric cable or apparatus which is liable to be a source of danger nor a cable or an apparatus used by the operator shall remain electrically charged.
- All practical steps shall be taken to prevent danger to persons employed from the risks of fire or explosion or flooding. No floor, roof or other part of the building shall be so overloaded with debris or materials as to render them unsafe.

11.3.5 T&Ps

All T&Ps/ MMEs should be of reputed brand/appropriate quality & must have valid test/calibration certificates bearing endorsement from competent authority of BHEL..Subcontractor to also submit monthly reports of T&Ps deployed and validity test certificates to BHEL safety Officer as per the format/procedure of BHEL.

11.3.6 CHEMICAL HANDLING

Displaying safe handling procedures for all chemicals such as lube oil, acid, alkali, sealing compounds etc , at work place. Where it is necessary to provide and/or store petroleum products or petroleum mixture & explosives, the subcontractor shall be responsible for carrying out such provision / storage in accordance with the rules & regulations laid down in the relevant petroleum act, explosive act and petroleum and carbide of calcium manual, published by the chief inspector of explosives of India. All such storage shall have prior approval if necessary from the chief inspector of explosives or any other statutory authority. The subcontractor shall be responsible for obtaining the same.

11.3.7 ELECTRICAL SAFETY

- Providing adequate no. of 24 V sources and ensure that no hand lamps are operating at voltage level above 24 Volts.
- Fulfilling safety requirements at all power tapping points.
- High/ Low pressure welders to be identified with separate colour clothings. No welders will be deployed without passing appropriate tests and holding valid welding certificates. Approved welding procedure should be displayed at work place.
- The subcontractor shall not use any hand lamp energized by Electric power with supply voltage of more than 24 volts in confined spaces like inside water boxes, turbine casings, condensers etc.
- All portable electric tools used by the subcontractor shall have safe plugging system to source of power and be appropriately earthed. Only electricians licensed by appropriate statutory authority shall be employed by the subcontractor to carry out all types of electrical works. Details of earth resource and their test date to be given to BHEL safety officer as per the prescribed formats of BHEL
- The subcontractor shall use only properly insulated and armored cables which conform to the requirement of Indian Electricity Act and Rules for all wiring, electrical applications at site.



**HEALTH, SAFETY AND ENVIRONMENT
PLAN FOR
SITE OPERATION by SUBCONTRACTORS**

Doc no.: HSEP: 14

REV: 00

Date: 12.08.2014

Page: 22 of 43

POWER SECTOR

- BHEL reserves the right to replace any unsafe electrical installations, wiring, cabling etc. at the cost of the subcontractor.
- All electrical appliances used in the work shall be in good working condition and shall be properly earthed.
- No maintenance work shall be carried out on live equipment.
- The subcontractor shall maintain adequate number of qualified electricians to maintain his temporary electrical installations.
- Area wise Electrical safety inspection is to be carried out on monthly basis as per "Electrical Safety Inspection checklist" and the report is to be submitted to BHEL safety officer
- Adequate precautions shall be taken to prevent danger for electrical equipment. No materials on any of the sites of work shall be so stacked or placed as to cause danger or inconvenience to any person or the public
- The subcontractor shall carefully follow the safety requirement of BHEL/ the purchaser with the regard to voltages used in critical areas.

11.3.8 FIRE SAFETY

- Providing appropriate fire fighting equipment at designated work place and nominate a fire officer/warden adequately trained for his job.
- Subcontractor shall provide enough fire protecting equipment of the types and numbers at his office, stores, temporary structure in labor colony etc. Such fire protection equipment shall be easy and kept open at all times.
- The fire extinguishers shall be properly refilled and kept ready which should be certified at periodic intervals. The date of changing should be marked on the Cylinders.
- All other fire safety measures as laid down in the "codes for fire safety at construction site" issued by safety coordinator of BHEL shall be followed.
- Non-compliance of the above requirement under fire protection shall in no way relieve the subcontractor of any of his responsibility and liabilities to fire incident occurring either to his materials or equipment or those of others.
- Emergency contacts nos must be displayed at prominent locations
- Tarpaulin being inflammable should not be used (instead, only non infusible covering materials shall be used) as protective cover while preheating, welding, stress relieving etc. at site.

11.3.9 SCAFFOLDING

- Suitable scaffolds shall be provided for workman for all works that cannot safely be done from the ground, or from solid construction except in the case of short duration of work which can be done safely from ladders.
- When a ladder is used, it shall be of rigid construction made of steel. The steps shall have a minimum width of 45 cm and a maximum rise of 30 cm. Suitable handholds of good quality wood or steel shall be provided and the ladder shall be given an inclination not steeper than ¼ horizontal and 1 vertical.
- Scaffolding or staging more than 3.6 m above the ground floor, swung or suspended from an overhead support or erected with stationery support shall have a guard rail properly bolted, braced or otherwise secured, at least 90 cm above the floor or platform of such scaffolding or staging and extending along the entire length of the out side and ends thereof with only such openings as may be necessary for the delivery of materials. Such scaffolding or staging shall be so fastened as to prevent it from savor, from swaying, from the building or structure.

11.3.10 WORK AT HEIGHT:

- Guardrails and toe-board/barricades and sound platform conforming to IS:4912-1978 should be provided.



**HEALTH, SAFETY AND ENVIRONMENT
PLAN FOR
SITE OPERATION by SUBCONTRACTORS**

Doc no.: HSEP: 14

REV: 00

Date: 12.08.2014

Page: 23 of 43

POWER SECTOR

- Wherever necessary, life-line(pp or metallic) and fall arrestor along with Polyamide rope or Retractable lifeline should be provided.
- Safety Net as per IS:11057:1984 should be used extensively for prevention/ arrest of men and materials falling from height. The safety nets shall be fire resistant, duly tested and shall be of ISI marked and the nets shall be located as per site requirements to arrest or to reduce the consequences of a possible fall of persons working at different heights.
- Reaching beyond barricaded area without lifeline support, moving with support of bracings, walking on beams without support, jumping from one level to another, throwing objects and taking shortcut must be discouraged.
- Use of Rebar steel for making Jhoola and monkey-ladder (Rods welded to vertical or inclined structural members), temporary platform etc. must be avoided.
- Monkey Ladder should be properly made and fitted with cages.
- Jhoola should be made with angles and flats and tested like any lifting tools before use.
- Lanyard must be anchored always and in case of double lanyard, each should be anchored separately.
- In case of pipe-rack, persons should not walk on pipes and walk on platforms only.
- In case of roof work, walking ladder/ platform should be provided along with lifeline and/ or fall arrestor.
- Empty drums must not be used.
- For chimney or structure painting, both hanging platform and men should be anchored separately to a firm structure alongwith separate fall arrestor. Rope ladder should be discouraged.

11.3.11 WORKING PLATFORM

Working platforms, gangways and stairways shall be so constructed that they do not sag unduly or unequally and if the height of the platform gangways provided is more than 3.6 m above ground level or floor level, they shall be closely boarded and shall have adequate width which shall not be less than 750 mm and be suitably fenced as described above. Every opening in the floor or a building or in a working platform shall be provided with suitable means to prevent the fall of persons or materials by providing suitable fencing or railing whose minimum height shall be 90 cm.

11.3.12 EXCAVATION

Wherever there are open excavation in ground, they shall be fenced off by suitable railing and danger signals installed at night so as to prevent persons slipping into the excavations.

11.3.13 LADDER SAFETY

Safe means of access shall be provided to all working places. Every ladder shall be securely fixed. No portable single ladder shall be over 9 m in the length while the width between side rails in rung ladder shall in no case be less than app. 29.2 cm for ladder upto and including 3 m in length. For longer ladders this width shall be increased at least ¼" for each additional foot of length.

A sketch of the ladders and scaffolds proposed to be used shall be prepared and approval of the Engineer obtained prior to Construction.

11.3.14 LIFTING SAFETY

- It will be the responsibility of the subcontractor to ensure safe lifting of the equipment, taking due precaution to avoid any incident and damage to other equipment and personnel.



**HEALTH, SAFETY AND ENVIRONMENT
PLAN FOR
SITE OPERATION by SUBCONTRACTORS**

Doc no.: HSEP: 14

REV: 00

Date: 12.08.2014

Page: 24 of 43

POWER SECTOR

- All requisite tests and inspection of handling equipment, tools & tackle shall be periodically done by the subcontractor by engaging only the Competent Persons as per law.
- Defective equipment or uncertified shall be removed from service.
- Any equipment shall not be loaded in excess of its recommended safe working load.

11.3.15 HOISTING APPLIANCE

- Motors, gearing, transmission, electric wiring and other dangerous parts of hoisting appliances should be provided with efficient safe guards.
- Hoisting appliance should be provided with such means as will reduce to the minimum the risk of any part of a suspended load becoming incidentally displaced.
- When workers employed on electrical installations which are already energized, insulating mats, wearing apparel, such as gloves, sleeves and boots as may be necessary should be provided.
- The worker should not wear any rings, watches and carry keys or other materials which are good conductor of electricity.

11.4 ENVIRONMENTAL CONTROL

Environment protection has always been given prime importance by BHEL. Environmental damage is a major concern of the principal subcontractor and every effort shall be made, to have effective control measures in place to avoid pollution of Air, Water and Land and associated life. Chlorofluorocarbons such as carbon tetrachloride and trichloroethylene shall not be used. Waste disposal shall be done in accordance with the guidelines laid down in the project specification.

Any chemical including solvents and paints, required for construction shall be stored in designated bonded areas around the site as per Material Safety Data Sheet (MSDS).

In the event of any spillage, the principle is to recover as much material as possible before it enters drainage system and to take all possible action to prevent spilled materials from running off the site. The subcontractor shall use appropriate MSDS for clean-up technique

All subcontractors shall be responsible for the cleanliness of their own areas.

The subcontractors shall ensure that noise levels generated by plant or machinery are as low as reasonably practicable. Where the subcontractor anticipates the generation of excessive noise levels from his operations the subcontractor shall inform to Construction Manager of BHEL accordingly so that reasonable & practicable precautions can be taken to protect other persons who may be affected.

It is imperative on the part of the subcontractor to join and effectively contribute in joint measures such as tree plantation, environment protection, contributing towards social upliftment, conversion of packing woods to school furniture, keeping good relation with local populace etc.

The subcontractor shall carry out periodic air and water quality check and illumination level checking in his area of work place and take suitable control measure.

11.5 HOUSEKEEPING

- Keeping the work area clean/ free from debris, removed scaffoldings, scraps, insulation/sheeting wastage /cut pieces, temporary structures, packing woods etc. will be in the scope of the subcontractor. Such cleanings has to be done by



**HEALTH, SAFETY AND ENVIRONMENT
PLAN FOR
SITE OPERATION by SUBCONTRACTORS**

Doc no.: HSEP: 14

REV: 00

Date: 12.08.2014

Page: 25 of 43

POWER SECTOR

subcontractor within quoted rate, on daily basis by an identified group. If such activity is not carried out by subcontractor / BHEL is not satisfied, then BHEL may get it done by other agency and actual cost along with BHEL overheads will be deducted from contractor's bill. Such decisions of BHEL shall be binding on the subcontractor

- Proper housekeeping to be maintained at work place and the following are to be taken care of on daily basis.
- All surplus earth and debris are removed/disposed off from the working areas to identified locations.
- Unused/Surplus cables, steel items and steel scrap lying scattered at different places/elevation within the working areas are removed to identified locations.
- All wooden scrap, empty wooden cable drums and other combustible packing materials, shall be removed from workplace to identified locations. Sufficient waste bins shall be provided at
- Different work places for easy collection of scrap/waste. Scrap chute shall be installed to remove scrap from high location.
- Access and egress (stair case, gangways, ladders etc.) path should be free from all scrap and other hindrances.
- Workmen shall be educated through tool box talk about the importance of housekeeping and encourage not to litter.
- Labour camp area shall be kept clear and materials like pipes, steel, sand, concrete, chips and bricks, etc. shall not be allowed in the camp to obstruct free movement of men and machineries.
- Fabricated steel structures, pipes & piping materials shall be stacked properly.
- No parking of trucks/trolleys, cranes and trailers etc. shall be allowed in the camp, which may obstruct the traffic movement as well as below LT/HT power line.
- Utmost care shall be taken to ensure over all cleanliness and proper upkeep of the working areas

11.6 WASTE MANAGEMENT

Take suitable measures for waste management and environment related laws/legislation as a part of normal construction activities. Compliance with the legal requirements on storage/ disposal of paint drums (including the empty ones), Lubricant containers, Chemical Containers, and transportation and storage of hazardous chemicals will be strictly maintained.

11.6.1 BINS AT WORK PLACE

- Sufficient rubbish bins shall be provided close to workplaces.
- Bins should be painted yellow and numbered.
- Sufficient nos. of drip trays shall be provided to collect oil and grease.
- Sufficient qty. of broomsticks with handle shall be provided.
- Adequate strength of employees should be deployed to ensure daily monitoring and service for waste management.

11.6.2 STORAGE AND COLLECTION

- Different types of rubbish/waste should be collected and stored separately.
- Paper, oily rags, smoking material, flammable, metal pieces should be collected in separate bins with close fitting lids.
- Rubbish should not be left or allowed to accumulate on construction and other work places.
- Do not burn construction rubbish near working site.



**HEALTH, SAFETY AND ENVIRONMENT
PLAN FOR
SITE OPERATION by SUBCONTRACTORS**

Doc no.: HSEP: 14

REV: 00

Date: 12.08.2014

Page: 26 of 43

POWER SECTOR

11.6.3 SEGREGATION

- Earmark the scrap area for different types of waste.
- Store wastes away from building.
- Oil spill absorbed by non-combustible absorbent should be kept in separate bin.
- Clinical and first aid waste stored and incinerated separately.

11.6.4 DISPOSAL

- Sufficient containers and scrap disposal area should be allocated.
- All scrap bin and containers should be conveniently located.
- Provide self-closing containers for flammable/spontaneously combustible material.
- Keep drainage channels free from choking.
- Make schedule for collection and disposal of waste.

11.6.5 WARNING AND SIGNS

- Appropriate sign to be displayed at scrap storage area
- No toxic, corrosive or flammable substance to be discarded into public sewage system.
- Waste disposal shall be in accordance with best practice.
- Comply with all the requirements of Pollution Control Board (PCB) for storage and disposal of hazardous waste.

11.7 TRAFFIC MANAGEMENT SYSTEM

11.7.1 SAFE WORKPLACE TRANSPORT SYSTEM

- Traffic routes in a work place shall be suitable for the persons or vehicles using them. This shall be sufficient in number and of sufficient size. This shall reflect the suitability of traffic routes for vehicles and pedestrians.
- Where vehicles and pedestrians use the same traffic routes there shall be sufficient space between them. Where necessary all traffic routes must be suitably indicated. Pedestrians or vehicles must be able to use traffic routes without endangering those at work. There must be sufficient separation of traffic routes from doors, gates and pedestrian traffic routes.
- For internal traffic, lines marked on roads / access routes and between buildings shall clearly indicate where vehicles are to pass.
- Temporary obstacles shall be brought to the attention of drivers by warning signs or hazard cones.
- Speed limits shall be clearly displayed. Speed ramps preceded by a warning signs or marker are necessary.
- The traffic route should be wide enough to allow vehicles to pass and re-pass oncoming or parked traffic and it may be advisable to introduce on-way system or parking restrictions.
- Safest route shall be provided between places where vehicles have to call or deliver.
- Avoid vulnerable areas/items such as fuel or chemicals tanks or pipes, open or unprotected edges and structures likely to collapse



**HEALTH, SAFETY AND ENVIRONMENT
PLAN FOR
SITE OPERATION by SUBCONTRACTORS**

Doc no.: HSEP: 14

REV: 00

Date: 12.08.2014

Page: 27 of 43

POWER SECTOR

- Safe areas shall be provided for loading and unloading.
- Avoid sharp or blind bends. If this is not possible hazards should be indicated e.g. blind corner.
- Ensure road crossings are minimum and clearly signed.
- Entrance and gateways shall be wide enough to accommodate a second vehicle without causing obstruction.
- Set sensible speed limits which are clearly sign posted.
- Where necessary ramps should be used to retard speed. This shall be preceded by a warning sign or mark on the road.
- Forklift trucks shall not pass over road hump unless of a type capable of doing so.
- Overhead electric cable, pipes containing flammable hazardous chemical shall be shielded by using goal posts height gauge posts or barriers.
- Road traffic signs shall be provided on prominent locations for prevention of incidents and hazards and for quick guidance and warning to employees and public. Safety signs shall be displayed as per the project working requirement and guideline of the state in which project is done. Vehicles hired or used shall not be parked within the 15m radius of any working area. Any vehicle, that is required to be at the immediate/near the vicinity, shall be approved by the person in-charge of the site.

11.7.2 TRAFFIC ROUTE FOR PEDESTRIANS

- Where traffic routes are used by both pedestrians and vehicles road shall be wide enough to allow vehicles and pedestrians safely.
- Separate routes shall be provided for pedestrians to keep them away from vehicles. Provide suitable barriers/guard at entrances/exit and the corners or buildings.
- Where pedestrian and vehicle routes cross, appropriate crossing shall be provided.
- Where crowd is likely to use roadway e.g. at the end of shift, stop vehicles from using them at such times.
- Provide high visibility clothing for people permitted in delivery area.

11.7.3 WORK VEHICLE

Work vehicle shall be as safe stable efficient and roadworthy as private vehicles on public roads. Site management shall ensure that drivers are suitably trained. All vehicle e.g. heavy motor vehicle forklift trucks dump trucks mobile cranes shall ensure that the work equipment conforms to the following:

- A high level of stability.
- A safe means of access/egress.
- Suitable and effective service and parking brakes.
- Windscreens with wipers and external mirrors giving optimum all round visibility.
- Provision of horn, vehicle lights, reflectors, reversing lights, reversing alarms.
- Provision of seat belts.
- Guards on dangerous parts.
- Driver protection - to prevent injury from overturning and from falling objects/materials.
- Driver protection from adverse weather.
- No vehicle shall be parked below HT/LT power lines.
- Valid Pollution Under Control certification for all vehicles



**HEALTH, SAFETY AND ENVIRONMENT
PLAN FOR
SITE OPERATION by SUBCONTRACTORS**

Doc no.: HSEP: 14

REV: 00

Date: 12.08.2014

Page: 28 of 43

POWER SECTOR

11.7.4 DAILY CHECK BY DRIVER

- There should also be daily safety checks containing below mentioned points by the driver before the vehicle is used.
 - Brakes.
 - Tires.
 - Steering.
 - Mirrors.
 - Windscreen waters.
 - Wipers.
 - Warning signals.
 - Specific safety system i.e. control interlocks
- Management should ensure that drivers carry out these checks.

11.7.5 TRANSPORTATION OF PERSONNEL AND MATERIALS BY VEHICLES

- All drivers shall hold a valid driving License for the class of vehicle to be driven and be registered as an authorized BHEL driver with the Administration Department.
 - Securing of the load shall be by established and approved methods, i.e. chains with patented tightening equipment for steel/heavy loads. Sharp corners on loads shall be avoided when employing ropes for securing.
 - All overhangs shall be made clearly visible and restricted to acceptable limits
 - Load shall be checked before moving off and after traveling a suitable distance.
 - On no account is construction site to be blocked by parked vehicles Drivers of vehicles shall only stop or park in the areas designate by the stringing foreman.
 - Warning signs shall be displayed during transportation of material.
- All vehicles used by BHEL shall be in worthy condition and in conformance to the Land Transport requirement.

11.7.6 MAINTENANCE

All Vehicles used for transportation of man and material shall undergo scheduled inspections on frequent intervals to secure safe operation. Such inspections shall be conducted in particular for steering, brakes, lights, horn, doors etc. Site management shall ensure that work equipment is maintained in an efficient, working order and in good repair. Inspections and services carried out at regular intervals of time and or mileage. No maintenance shall be carried below HT/LT power lines.

11.8 EMERGENCY PREPAREDNESS AND RESPONSE

- Emergency preparedness and response capability of site shall be developed as per Emergency Preparedness and Response plan issued by Regional HQ
- Availability of adequate number of first aiders and fire warden shall be ensured with BHEL and its subcontractors
- All the subcontractor's supervisory personnel and sufficient number of workers shall be trained for fire protection systems. Enough number of such trained personnel must be available during the tenure of contract. Subcontractor should nominate his supervisor to coordinate and implement the safety measures.
- Assembly point shall be earmarked and access to the same from different location shall be shown
- Fire exit shall be identified and pathway shall be clear for emergency escape.



**HEALTH, SAFETY AND ENVIRONMENT
PLAN FOR
SITE OPERATION by SUBCONTRACTORS**

Doc no.: HSEP: 14

REV: 00

Date: 12.08.2014

Page: 29 of 43

POWER SECTOR

- Appropriate type and number of fire extinguisher shall be deployed as per Fire extinguisher deployment plan and validity shall be ensured periodically through inspection
- Adequate number of first aid boxes shall be strategically placed at different work places to cater emergency need. Holder of the first aid box shall be identified on the box itself who will have the responsibility to maintain the same.
- First aid center shall be developed at site with trained medical personnel and ambulance
- Emergency contact numbers (format given in EPRP) of the site shall be displayed at prominent locations.
- Tie up with fire brigade shall be done in case customer is not having fire station.
- Tie up with hospital shall be done in case customer is not having hospital.
- Disaster Management group shall be formed at site
- Mock drill shall be arranged at regular intervals. Monthly report of the above to be given to BHEL safety Officer as per prescribed BHEL formats
- Mock drill shall be conducted on different emergencies periodically to find out gaps in emergency preparedness and taking necessary corrective action

12.0 HSE INSPECTION

Inspection on HSE for different activities being carried out at site shall be done to ensure compliance to HSEMS requirements. The subcontractor shall maintain and ensure necessary safety measures as required for inspection and tests HV test, Pneumatic test, Hydraulic test, Spring test, Bend test etc as applicable, to enable inspection agency for performing Inspection. If any test equipment is found not complying with proper safety requirements then the Inspection Agency may withhold inspection, till such time the desired safety requirements are met.

12.1 DAILY HSE CHECKS

Both the Site Supervisors and safety officer of Subcontractor are to conduct daily site Safety inspection around work activities and premises to ensure that work methods and the sites are maintained to an acceptable standard. The following are to form the common subjects of a daily safety inspection:

- Personal Safety wears & gear compliance.
- Complying with site safety rules and permit-to-work (PTW).
- Positions and postures of workers.
- Use of tools and equipment etc. by the workers.

The inspection should be carried out just when work starts in beginning of the day, during peak activities period of the day and just before the day's work ends.

12.2 INSPECTION OF PPE

- PPEs shall be inspected by HSE officer at random once in a week as per format no. HSEP:13-F06 for its compliance to standard and compliance to use and any adverse observation shall be recorded in the PPE register.
- The applicable PPEs for carrying out particular activities are listed below.



**HEALTH, SAFETY AND ENVIRONMENT
PLAN FOR
SITE OPERATION by SUBCONTRACTORS**

Doc no.: HSEP: 14

REV: 00

Date: 12.08.2014

Page: 30 of 43

POWER SECTOR

12.3 INSPECTION OF T&Ps

- A master list of T&Ps shall be maintained by each subcontractor.
- All T&Ps being used at site shall be inspected by HSE officer once in a month as per format no. HSEP:13-F07 for its healthiness and maintenance.
- The T&Ps which require third party inspection shall be checked for its validity during inspection. The third party test certificate should be accompanied with a copy of the concerned competent person's valid qualification record.
- The validity of T&P shall be monitored as per "Status of T&Ps" format no. HSEP:13-F08

12.4 INSPECTION OF CRANES AND WINCHES

- Cranes and winches shall be inspected by the operator through a daily checklist for its safe condition (as provided by the equipment manufacturer) before first use of the day.
- Cranes and Winches shall be inspected by HSE officer once in a month as per format no. HSEP:13-F09 for healthiness, maintenance and validity of third party inspection.
- The date of third party inspection and next due date shall be painted on cranes and winches.
- The operators/drivers shall be authorized by sub-contractor based on their competency and experience and shall carry the I-card.
- The operator should be above 18 years of age and should be in possession of driving license of HMV man & goods), vision test certificate and should have minimum qualification so that he can read the instructions and check list.

12.5 INSPECTION ON HEIGHT WORKING

- Inspection on height working shall be conducted daily by supervisors before start of work to ensure safe working condition including provision of
 - Fall arrestor
 - Lifelines
 - Safety nets
 - Fencing and barricading
 - Warning signage
 - Covering of opening
 - Proper scaffolding with access and egress.
 - Illumination
- Inspection on height working shall be conducted once in a week by HSE officer as per format no. HSEP:14-F10.
- Medical fitness of height worker shall be ensured.
- Height working shall not be allowed during adverse weather.

12.6 INSPECTION ON WELDING AND GAS CUTTING OPERATION

- Supervisor shall ensure that no flammable items are available in near vicinity during welding and gas cutting activity.
- Gas cylinders shall be kept upright.
- Use of Flash back arrestor shall be ensured at both ends.



**HEALTH, SAFETY AND ENVIRONMENT
PLAN FOR
SITE OPERATION by SUBCONTRACTORS**

Doc no.: HSEP: 14

REV: 00

Date: 12.08.2014

Page: 31 of 43

POWER SECTOR

- Inspection during welding and gas cutting operations shall be carried out by HSE officer once a month as per format no. HSEP:14-F11.
- Use of fire blanket to be ensured to avoid falling of splatters during welding or gas cutting operation at height.
- Availability of fire extinguisher at vicinity shall be ensured.

12.7 INSPECTION ON ELECTRICAL INSTALLATION / APPLIANCES

- Ensure proper earthing in electrical installation
- Use ELCB at electrical booth
- Electrical installation shall be properly covered at top where required
- Use appropriate PPEs while working
- Use portable electrical light < 24 V in confined space and potentially wet area.
- Monthly inspection shall be carried out as per format no. HSEP:14-F12.

12.8 INSPECTION OF ELEVATOR

- Elevators shall be inspected by concerned supervisors once in a week as per format no. HSEP:14-F13.
- All elevators shall be inspected by competent person and validity shall be ensured.
- The date of third party inspection and next due date shall be painted on elevator.

13.0 HSE PERFORMANCE

HSE performance of the subcontractor shall be monitored as per the following parameters:

Sl. No.	Parameters of measurement
1	Timely deployment of qualified safety officer and cumulative number of days in a month the required no. of qualified safety officer is available
2	Shortfall in number of meetings in the month conducted or attended by the safety officer
3	Level of compliance wrt decisions taken in previous meetings/audit/inspection/as reported.
4	Delay in submission of monthly report on safety in the prescribed format
5	Delay in reporting any incident including near-miss to BHEL /Customer/statutory authority(if required)
6	Degree of PPE non-compliance
7	Non- conducting of health check-up as per BOCW equirements
8	Non availability of proper first-aid facility , ambulance, adequate labour welfare initiatives
9	Non conductance of induction training and tool box meeting
10	Total number of instances in the month, House keeping NOT attended inspite of instructions by BHEL i.e. removal/disposal of surplus earth/ debris/scraps/unused/surplus cable drums/other electrical items/surplus steel items/packing material

- Suitable HSE reward system shall be developed at site level to promote HSE compliance amongst workmen.
- To decide HSE reward performance towards HSE shall be evaluated for workmen and it shall be awarded regularly in public gathering.
- If safety record of the subcontractor in execution of the awarded job is to the satisfaction of safety department of BHEL, issue of an appropriate certificate to recognize the safety performance of the subcontractor may be considered by BHEL after completion of the job.



**HEALTH, SAFETY AND ENVIRONMENT
PLAN FOR
SITE OPERATION by SUBCONTRACTORS**

Doc no.: HSEP: 14

REV: 00

Date: 12.08.2014

Page: 32 of 43

POWER SECTOR

14.0 HSE PENALTIES

- As per contractual provision HSE penalties shall be imposed on subcontractors for non-compliance on HSE requirement as per format no. HSEP:14-F14. The list in the format is only indicative. For any other violation, not listed in the format, the minimum penalty amount is to be decided as per BOCW act.
- If principal customer/statutory and regulatory bodies impose some penalty on HSE due to the non-compliance of the subcontractor the same shall be passed on to them.
- The penalty amount shall be recovered by Site Finance department from subcontractors from the RA/Final bill.

15.0 OTHER REQUIREMENTS

- In case of any delay in completion of a job due to mishaps attributable to lapses by the subcontractor, BHEL shall have the right to recover cost of such delay from the payments due to the subcontractor, after notifying the subcontractor suitably.
- If the subcontractor fails to improve the standards of safety in its operation to the satisfaction of BHEL after being given reasonable opportunity to do so and/or if the subcontractor fails to take appropriate safety precautions or to provide necessary safety devices and equipment or to carry out instruction regarding safety issued by BHEL, BHEL shall have the right to take corrective steps at the risk and cost of the subcontractor after giving a notice of not less than 7 days indicating the steps that would be taken by BHEL.
- If the subcontractor succeeds in carrying out its job in time without any fatal or disabling injury incident and without any damage to property BHEL may, at its sole discretion, favorably consider to reward the subcontractor suitably for the performance.
- In case of any damage to property due to lapses by the subcontractor, BHEL shall have the right to recover the cost of such damages from the subcontractor after holding an appropriate enquiry.
- The subcontractor shall take all measures at the sites of the work to protect all persons from incidents and shall be bound to bear the expenses of defense of every suit, action or other proceeding of law that may be brought by any persons for injury sustained or death owing to neglect of the above precautions and to pay any such persons such compensation or which may with the consent of the subcontractor be paid to compromise any claim by any such person, should such claim proceeding be filed against BHEL, the subcontractor hereby agrees to indemnify BHEL against the same.
- The subcontractor shall not employ men below the age of 18 years and women on the work of painting with products containing lead in any form. Wherever men above the age of 18 are employed on the work of lead painting, overalls shall be supplied by the subcontractor to the workmen and adequate facilities shall be provided to enable the working painters to wash during the cessation of work.
- The subcontractor shall notify BHEL of his intention to bring to site any equipment or material which may create hazard.
- BHEL shall have the right to prescribe the conditions under which such equipment or materials may be handled and the subcontractor shall adhere to such instructions.



**HEALTH, SAFETY AND ENVIRONMENT
PLAN FOR
SITE OPERATION by SUBCONTRACTORS**

Doc no.: HSEP: 14

REV: 00

Date: 12.08.2014

Page: 33 of 43

POWER SECTOR

- BHEL may prohibit the use of any construction machinery, which according to the organization is unsafe. No claim for compensation due to such prohibition will be entertained by BHEL.

16. NON COMPLIANCE

NONCONFORMITY OF SAFETY RULES AND SAFETY APPLIANCES WILL BE VIEWED SERIOUSLY AND BHEL HAS RIGHT TO IMPOSE FINES ON THE SUBCONTRACTOR AS UNDER FOR EVERY INSTANCE OF VIOLATION NOTICED:

SN	Violation of Safety Norms	Fine (in Rs)
01	Not Wearing Safety Helmet	200/- *
02.	Not wearing Safety Belt or not anchoring life line	500/-*
03	Not wearing safety shoe	200/-*
04	Not keeping gas cylinders vertically	200/-
05	Not using flash back arrestors	100/-
06	Not wearing gloves	50/- *
07.	Grinding Without Goggles	50/- *
08.	Not using 24 V Supply For Internal Work	500/-
09.	Electrical Plugs Not used for hand Machine	100/-
10.	Not Slings properly	200/-
11.	Using Damaged Sling	200/-
12.	Lifting Cylinders Without Cage	500/-
13.	Not Using Proper Welding Cable With Lot of Joints And Not Insulated Property.	200/-
14.	Not Removing Small Scrap From Platforms	500/-
15.	Gas Cutting Without Taking Proper Precaution or Not Using Sheet Below Gas Cutting	500/-
16.	Not Maintaining Electric Winches Which are Operated Dangerously	500/-
17.	Improper Earthing Of Electrical T&P	500/-
18	No or improper barricading	500/-
19.	Activity carried out without Safety work permit (Height work, Lifting activity, Hot work-each person/case)	1000/-
20.	Incident Resulting in Partial Loss in Earning Capacity	25,000/- per victim
21.	Fatal Incident Resulting in total loss in Earning Capacity	1,00,000/- per victim for first instance #

- Legend:-

*: per head. For repeated violation by the same person, the penalty would be double of the previous penalty. Date of "Repeated violation" will be counted from subsequent days.

#: or as deducted by customer, whichever is higher. For repeated fatal incident in the same Unit incremental penalty to be imposed. The subcontractor will pay 2 times the penalty compared to previously paid in case there are repeated cases of fatal incidents under the same subcontractor for the same package in the same unit.

Any other non-conformity noticed not listed above will also be fined as deemed fit by BHEL. The decision of BHEL engineer is final on the above. The amount will be deducted from running bills of the subcontractor. The amount collected above will be utilized for giving award to the employees who could avoid incident by following safety rules. Also the amount will be spent for purchasing the safety appliances and supporting the safety activity at site.



**HEALTH, SAFETY AND ENVIRONMENT
PLAN FOR
SITE OPERATION by SUBCONTRACTORS**

Doc no.: HSEP: 14

REV: 00

Date: 12.08.2014

Page: 34 of 43

POWER SECTOR

17.0 HSE AUDIT/INSPECTION

- Regular HSE Audit/inspection shall be carried out by Subcontractor as per Site HSE audit calendar.
- HSE checklist(**Annexure 02**) shall be used for carrying out audit/inspection and report shall be submitted to BHEL sitemangement
- All non-conformities and observations on HSE identified during internal or external HSE audit shall be disposed off by site in a time bound manner and reported back the implementation status
- Corrective action and Preventive action on HSE issues raised by certification body issued by Regional HQs shall be implemented by site and reported to Site management.

18.0 MONTHLY HSE REVIEW MEETING

- Site shall hold HSE review meeting every month to discuss and resolve HSE issues of site and improve HSE performance. It will also discuss the incidents occurred since previous meeting, its root cause and Corrective action and Preventive action. The agenda is given below:
 - Implementation of earlier MOM
 - HSE performance
 - HSE inspection
 - HSE audit and CAPA
 - HSE training
 - Health check-up camp
 - HSE planning for the erection and commissioning and installation activities in the coming month
 - HSE reward and promotional activities
- The meeting shall be chaired by Construction Manager, convened by HSE coordinator and attended by all HOS, Site Incharge of Subcontractors and HSE officer of Subcontractors.
- MOM on the discussion will be circulated to the concerned for implementation.

19.0 FORMATS USED(Details available in Annexure-04)

SL. No.	Format Name	Format No.	Rev No.
01	Inspection of First Aid Box	HSEP:13-F01	00
02	Health Check Up	HSEP:13-F02	00
03	HSE Induction Training	HSEP:13-F03	00
04	Tool Box Talk	HSEP:13-F04	00
05	Monthly Site HSE Report	HSEP:13-F05	00
06	Inspection of PPE	HSEP:13-F06	00



**HEALTH, SAFETY AND ENVIRONMENT
PLAN FOR
SITE OPERATION by SUBCONTRACTORS**

Doc no.: HSEP: 14

REV: 00

Date: 12.08.2014

Page: 35 of 43

POWER SECTOR

07	Inspection of T&Ps	HSEP:13-F07	00
08	Status of T&Ps	HSEP:13-F08	00
09	Inspection of Cranes and Winches	HSEP:13-F09	00
10	Inspection on Height Working	HSEP:13-F10	00
11	Inspection on Welding & Gas Cutting	HSEP:13-F11	00
12	Inspection on Electrical Installation	HSEP:13-F12	00
13	Inspection on Elevator	HSEP:13-F13	00
14	HSE Penalty	HSEP:13-F14	00
15	Accident /incident / property damage /fire incident report	HSEP:13-F15	00



HEALTH, SAFETY AND ENVIRONMENT
PLAN FOR
SITE OPERATION by SUBCONTRACTORS

Doc no.: HSEP: 14

REV: 00

Date: 12.08.2014

Page: 36 of 43

POWER SECTOR

20.0 ANNEXURES

ANNEXURE 01

As per Contract Labour (Regulation & Abolition Act), Central Rules, 1971,

- (1) The first-aid box shall be distinctively marked with a Red Cross on a white background and shall contain the following items, namely:

(a) For establishments in which the number of contract labour employed does not exceed fifty, each first aid box shall contain the following equipment:

(i)	6 small sterilized dressings
(ii)	3 medium size sterilized dressings
(iii)	3 large size sterilized dressings
(iv)	6 pieces of sterilized eye pads in separate sealed packets.
(v)	6 roller bandages 10 cm wide.
(vi)	6 roller bandages 5 cm wide.
(vii)	One tourniquet
(viii)	A supply of suitable splints
(ix)	Three packets of safety pins.
(x)	Kidney tray.
(xi)	3 large sterilized burn dressings.
(xii)	1 (30ml) bottle containing a two percent alcoholic solution of iodine
(xiii)	1 (30 ml) bottle containing Sal volatile having the dose and mode of administration indicated on the label
(xiv)	1 snake bite lancet
(xv)	1 (30gms) bottle of potassium permanganate crystals.
(xvi)	1 pair scissors
(xvii)	1 copy of the First-Aid leaflet issued by the Director General, Factory Advice Service and Labour Institutes, Government of India.
(xviii)	A bottle containing 100 tablets (each of 5 grains) of aspirin
(xix)	Ointment for burns
(xx)	A bottle of suitable surgical anti-septic solution

(b) For establishment in which the number of contract labour exceeds fifty each first-aid box shall contain the following equipment:

(i)	12 small sterilized dressings
(ii)	6 medium size sterilized dressings
(iii)	6 large size sterilized dressings.
(iv)	6 large size sterilized burn dressings
(v)	6 (15 grams) packets sterilized cotton wool
(vi)	12 pieces of sterilized eye pads in separate sealed packets.



**HEALTH, SAFETY AND ENVIRONMENT
PLAN FOR
SITE OPERATION by SUBCONTRACTORS**

Doc no.: HSEP: 14

REV: 00

Date: 12.08.2014

Page: 37 of 43

POWER SECTOR

(vii)	12 roller bandages 10 cm wide.
(viii)	12 roller bandages 5 cm wide.
(ix)	One tourniquet.
(x)	A supply of suitable splints.
(xi)	Three packets of safety pins.
(xii)	Kidney tray.
(xiii)	Sufficient number of eye washes bottles filled with distilled water or suitable liquid clearly indicated by a distinctive sign which shall be visible at all times.
(xiv)	4 per cent Xylocaine eye drops, and boric acid eye drops and soda by carbonate eye drops.
(xv)	1 (60ml) bottle containing a two percent alcoholic solution of iodine
(xvi)	One (two hundred ml) bottle of mercurochrome (2 per cent) solution in water.
(xvii)	1 (120ml) bottle containing Sal volatile having the dose and mode of administration indicated on the label.
(xviii)	1 roll of adhesive plaster (6 cmX1 meter)
(xix)	2 rolls of adhesive plaster (2 cmX1 meter)
(xx)	A snake bite lancet.
(xxi)	1 (30 grams) bottle of potassium permanganate crystals.
(xxii)	1 pair scissors
(xxiii)	1 copy of the First-Aid leaflet issued by the Director-General, Factory Advice service and labour Institutes, Government of India.
(xxiv)	a bottle containing 100 tablets (each of 5 grains) of aspirin
(xxv)	Ointment for burns
(xxvi)	A bottle of a suitable surgical anti septic solution.

(2) Adequate arrangement shall be made for immediate recoupment of the equipment when necessary.



**HEALTH, SAFETY AND ENVIRONMENT
PLAN FOR
SITE OPERATION by SUBCONTRACTORS**

Doc no.: HSEP: 14

REV: 00

Date: 12.08.2014

Page: 38 of 43

POWER SECTOR

ANNEXURE 02

HSE AUDIT/INSPECTION CHECKLIST CUM COMPLIANCE REPORT

PROJECT: _____

SUBCONTRACTOR: _____

DATE : _____

OWNER : _____

INSPECTION BY: _____

Note : write 'NA' wherever the items is not applicable

Item	Y e s	N o	Remarks	Action
HOUSEKEEPING				
Waste containers provided and used				
Passageways and walkways clear				
General neatness of working area				
Other				
PERSONNEL PROTECTIVE EQUIPMENTS				
Goggles; shields				
Face protection				
Hearing protection				
Respiratory masks etc.				
Safety belts				
Other				
EXCAVATIONS / OPENINGS				
Openings properly covered or barricaded				
Excavations shored				
Excavations barricaded				
Overnight lighting provided				
Other				
WELDING, CUTTING				
Gas cylinders chained upright				
Cable and hoses not obstructing				
Fire extinguisher (s) accessible				
Others				
SCAFFOLDING				
Fully decked platforms				
Guard and intermediate rails in place				
Toe boards in place				
Adequate shoring				
Adequate access				
Others				
LADDER				
Extension side rails 1 m above				
Top of landing				
Properly secured				



**HEALTH, SAFETY AND ENVIRONMENT
PLAN FOR
SITE OPERATION by SUBCONTRACTORS**

Doc no.: HSEP: 14

REV: 00

Date: 12.08.2014

Page: 39 of 43

POWER SECTOR

Angle $\pm 70^\circ$ from horizontal				
Other				
HOISTS, CRANES AND DERRICKS				
Condition of cables and sheaf OK				
Condition of slings, chains, hooks OK				
Inspection & maintenance log maintained				
Outriggers used				
Signals observed and understood				
Qualified operators				
Others				
MACHINERY, TOOLS & EQUIPMENT				
Proper instruction				
Safety devices				
Proper cords				
Inspection and maintenance				
Other				
VEHICLE AND TRAFFIC				
Rules and regulations observed				
Inspection and maintenance				
Licensed drivers				
Other				
TEMPORARY FACILITIES				
Emergency instructions posted				
Fire extinguishers provided				
Fire-aid equipment available				
General neatness				
Others				
FIRE PREVENTION				
Personnel instructed				
Fire extinguishers checked				
No smoking in prohibited areas.				
Hydrants				
Clearance				
Others				
ELECTRICAL				
Proper wiring				
ELCB's provided				
Ground fault circuit interrupters				
Protection against damage				
Prevention of tripping hazards				
Other				
HANDLING & STORAGE OF MATERIALS				
Properly stored or stacked				
Passageways clear				
Other				
FLAMMABLE GASES AND LIQUIDS				
Containers clearly identified				
Proper storage				
Fire extinguisher nearby				



**HEALTH, SAFETY AND ENVIRONMENT
PLAN FOR
SITE OPERATION by SUBCONTRACTORS**

Doc no.: HSEP: 14

REV: 00

Date: 12.08.2014

Page: 40 of 43

POWER SECTOR

Other				
WORKING AT HEIGHT				
Safety nets				
Safety belts				
Safety helmets				
Anchoring of safety belt to the life line rope				
ENVIRONMENT				
Lubricant waste/engine oils properly dispose.				
Waste from Canteen, offices, sanitation etc. disposed properly.				
Disposal of surplus earth, stripping materials, expired batteries, oily rags and combustible materials done properly.				
HEALTH CHECKS				
Hygienic conditions at labor camps O.K.				
Availability of first-aid facilities				
Proper sanitation at site, office & labor camps.				
Arrangement of medical facilities.				
Measures for dealing with illness.				
Availability of potable drinking water for workmen & staff.				
Provision of crèches for children.				



**HEALTH, SAFETY AND ENVIRONMENT
PLAN FOR
SITE OPERATION by SUBCONTRACTORS**

Doc no.: HSEP: 14

REV: 00

Date: 12.08.2014

Page: 41 of 43

POWER SECTOR

ANNEXURE 03

REFERENCES

- Contract documents
- Relevant legislations
- HSEMMS
- Relevant Indian standards as listed below (illustrative only):

SL NO	CODE NAME	TITLE
(1)	IS : 818-1888 (Reaffirmed 2003)	Code of Practice for safety and health requirements in Electric and Gas Welding and Cutting operations.
(2)	IS: 1179-1967 (Reaffirmed 2003)	Specification for Equipment for Eye & Face protection during welding.
(3)	IS : 1989 (Part 2):1986 (Reaffirmed 1997)	Specification for Leather Safety Boots & Shoes
(4)	IS:2925 – 1984 (Reaffirmed 2010)	Specification for Industrial Safety Helmets
(5)	IS:3521 : 1999 (Reaffirmed 2002)	Industrial Safety Belts & Harnesses-Specification
(6)	IS:3646(Part II) – 1966 (Reaffirmed 2003)	Code of Practice for Interior Illumination
(7)	IS:3696 (Part I) – 1987 (Reaffirmed 2002)	Safety Code for Scaffolds and Ladders
(8)	IS: 3696(Part 2) : 1991 (Reaffirmed 2002)	Scaffolds and Ladders-Code of Safety
(9)	IS:3786 – 1983 (Reaffirmed 2002)	Method for Computation of Frequency and Severity Rates for Industrial Injuries and Classification of Industrial Incidents
(10)	IS:4770 : 1991 (Reaffirmed 2006)	Rubber Gloves – Electricals purposes-Specification
(11)	IS:4912 : 1978 (Reaffirmed 2002)	Safety Requirements for Floor and Wall Openings, Railings and Toe Boards
(12)	IS: 5983 – 1980 (Reaffirmed 2002)	Specification for Eye-Protectors
(13)	IS:6519 – 1971 (Reaffirmed 1997)	Code of Practice for Selection, Care and Repair of Safety Footwear
(14)	IS:9167:1979	Specification for Ear-Protectors
(15)	IS:6994(Part I)-1973 (Re affirmed 1996)	Specification for Industrial Safety Gloves Leather and Cotton Gloves
(16)	IS:8519 – 1977 (Reaffirmed 1983)	Guide for Selection of Industrial Safety Equipment for Body Protection.
(17)	IS 11006 : 2011	Flash Back(Flame Arrestor) Specification



**HEALTH, SAFETY AND ENVIRONMENT
PLAN FOR
SITE OPERATION by SUBCONTRACTORS**

Doc no.: HSEP: 14

REV: 00

Date: 12.08.2014

Page: 42 of 43

POWER SECTOR

(18)	IS:8520 – 1977 (Reaffirmed 2002)	Guide for Selection of Industrial Safety Equipment for Eye, Face and Ear Protection.
(19)	IS:9473:2002	Respiratory Protective Devices-Filtering Half Masks to protect against Particles-Specification.
(20)	IS:9944:1992 (Reaffirmed 2003)	Natural and Man-made Fiber Rope Slings-Recommendations on Safe working loads.
(21)	IS:11057 – 1884 (Reaffirmed 2001)	Specification for Industrial Safety Nets
(22)	IS:12254:1993 (Reaffirmed 2002)	Polyvinyl Chloride (PVC) Industrial Boots-Specification
(23)	IS:13367(Part 1):1992 (Reaffirmed 2003)	Safe Use of Cranes-Code of Practice
(24)	IS:14166:1994 (Reaffirmed 2002)	Respiratory Protective Devices-Full Face Masks Specification
(25)	IS:14746 : 1999 (Reaffirmed 2003)	Respiratory Protective Devices-Half Masks and Quarter Masks - Specification
(26)	IS : 15397 :2003 (Reaffirmed 2008)	Portable Extinguisher Mechanical Foam Type(Stored Pressure)-Specification
(27)	IS: 19011:2002	Guidelines for Quality and/or Environmental Management Systems Auditing



**HEALTH, SAFETY AND ENVIRONMENT
PLAN FOR
SITE OPERATION by SUBCONTRACTORS**

Doc no.: HSEP: 14

REV: 00

Date: 12.08.2014

Page: 43 of 43

POWER SECTOR

**ANNEXURE 04 : SAFETY FORMATS
&
ANNEXURE 05 : WORK PERMIT FORMATS**

**POWER SECTOR****INSPECTION OF FIRST AID BOX**

FORMAT NO: HSEP:13-F01

REV NO.: 00

PAGE NO. 01 OF 02

Name of Site :	
Name of Sub-Contractor :	
Inspected by :	
Date of Inspection :	

Number of employees on the site:- _____

Sl.No.	Item	No. Available	Remarks
1	No. of small sterilized dressings		
2	No of medium sized sterilized dressings		
3	No of large sized sterilized dressings.		
4	No of large sized sterilized burn dressings		
5	No of (15 grams) packets sterilized cotton wool		
6	No of pieces of sterilized eye pads in separate sealed packets.		
7	No of roller bandages 10 cm wide.		
8	No of roller bandages 5 cm wide.		
9	Whether tourniquet available		
10	Whether supply of suitable splints available.		
11	No of packets of safety pins.		
12	Whether kidney tray available		
13	Whether sufficient number of eye wash bottles, filled with distilled water or suitable liquid, clearly indicated by a distinctive sign which shall be visible at all times, available.		
14	Whether 4%-xylocaine eye drops, and boric acid eye drops and soda by carbonate eye drops available.		
15	Whether (60ml) bottle containing a two percent alcoholic solution of iodine available		
16	Whether (two hundred ml) bottle of mercurochrome (2 per cent) solution in water available.		

**POWER SECTOR****INSPECTION OF FIRST AID BOX**

FORMAT NO: HSEP:13-F01

REV NO.: 00

PAGE NO. 02 OF 02

Sl.No.	Item	No. Available	Remarks
17	Whether 120ml bottle containing Sal volatile having the dose and mode of administration indicated on the label, available.		
18	Whether roll of adhesive plaster (6 cmX1 meter) available		
19	No of rolls of adhesive plaster (2 cmX1 meter)		
20	Whether snake bite lancet available.		
21	Whether (30 grams) bottle of potassium permanganate crystals available.		
22	Whether a pair scissors available		
23	Whether copy of the First-Aid leaflet issued by the Director-General, Factory Advice service and labour Institutes, Government of India available.		
24	Whether bottle containing 100 tablets (each of 5 grains) of aspirin available		
25	Whether Ointment for burns available		
26	Whether bottle of a suitable surgical anti septic solution available		

Signature of Subcontractor's Site I/C::

**POWER SECTOR****HEALTH CHECK UP**

FORMAT NO: HSEP:13-F02

REV NO.: 00

PAGE NO. 01 OF 02

Name of Site :	
Name of Sub-Contractor :	
Name of Employee :	

NAME:

History Of Past Illness	H/O Epilepsy
	H/O Drug Allergy
	H/O Diabetics/ Hypertension
	H/O Unconsciousness

Personal History

EXAMINATION	OBSERVATION
<u>General Physical Examination</u>	
Height	:
Weight	:
BMI	:
Built And nourishment	:
Pallor	:
Temperature	:
Chest Expansion	: Inspiration Expansion
Lymph Node Enlargement	:
<u>Ear, Nose, Throat</u>	:
Ear	:
Nose	:
Throat	:



POWER SECTOR

HEALTH CHECK UP

FORMAT NO: HSEP:13-F02

REV NO.: 00

PAGE NO. 02 OF 02

EXAMINATION	OBSERVATION
Cardiovascular System Examination :	
Inspection :	
Palpation :	Pulse BP
Auscultation (Heart Sounds) :	
Respiratory System :	
Inspection :	Respiratory Rate
Palpation:	
Percussion :	
Auscultation (Breath Sounds) :	
Examination of Abdomen :	
Inspection :	
Palpation :	
Auscultation (Bowel Sounds) :	
Any Other :	
Clinical Impression	

Signature of the examining doctor

**POWER SECTOR****PERSONAL PROTECTIVE EQUIPMENTS**

FORMAT NO: HSEP:13-F06

REV NO.: 00

PAGE NO. 01 OF 01

Name of Site :	
Name of Sub-Contractor :	
Inspected by :	
Date of Inspection :	

Item	Issued this Month	Nos. Issued up to the Month	Percentage of usage at site
Safety Helmet			
Safety Shoes			
Full Body Harness			
Fall Arrestor			
Safety Nets			
Other PPEs.			

Signature of Site I/C of Subcontractor :

**POWER SECTOR****INSPECTION OF T&Ps**

FORMAT NO: HSEP:13-F07

REV NO.: 00

PAGE NO. 01 OF 01

Name of Site :	
Name of Sub-Contractor :	
Date of Inspection :	

Sl.No.	Description	Remarks
1.0	Name of equipment	
2.0	Basic Information of equipment	
2.1	Specification	
2.2	Sr. No. of equipment	
2.3	Make	
2.4	Year of manufacture	
3.0	Major repairs / overhauls(Furnish details of work carried out)	Date(s) of major repair/overhaul
3.1		
3.2		
3.3	Repairs carried out at site	
4.0	Any performance test conducted	Yes/No
5.0	Document Submitted	Yes/No
6.0	Manufacturer's test / guarantee certificate	Available/ Not available
7.0	Performance test	Done/ Not Done
8.0	Acceptance Norms	
9.0	Committee Observations	
10.0	Date of next review (if accepted)	

Signature-Site Safety Officer (BHEL)

Signature-Subcontractor/ Subcontractor's
Safety Officer

**POWER SECTOR****STATUS OF T&Ps**

FORMAT NO: HSEP:13-F08

REV NO.: 00

PAGE NO. 01 OF 01

Name of Site	
Name of Sub-Contractor	
Date of Inspection	

Item	Nos. Deployed	Identification No.	Nos. Tested by competent person	Validity of Test Certificate
Winches				
Chain Blocks				
Wire Rope Slings				
Man Cages				
D-Shackles				
Air Compressors				
Crawler Cranes				
Mobile Cranes				
Hydra Cranes				
Others				

Signature of Site I/C of subcontractor :

**POWER SECTOR****INSPECTION OF CRANES AND WINCHES**

FORMAT NO: HSEP:13-F09

REV NO.: 00

PAGE NO. 01 OF 03

Name of Site :	
Name of Sub-Contractor :	
Inspected by :	
Date of Inspection:	

Crane Reg. No (Make/Model) _____

Name of Driver/Operator _____

Sl.no.	Description	Observation	Measures
1	Valid Driving license		
2	Hook & Hook Latch		
3	Over Hoist limit switch		
4	Boom limit switch		
5	Boom Angle Indicator		
6	Boom limit cutoff switch		
7	Condition of Boom		
8	Condition of ropes		
9	Number of load lines		
10	Size and condition of the slings		
11	Stability of the cranes		
12	Soil Condition		
13	Swing Break And Lock		
14	Proper Break And Lock		
15	Hoist Break And Lock		
16	Boom Break And Lock		
17	Main Clutch		
18	Leakage in Hydraulic Cylinders		
19	Out riggers fully extendable		
20	Tyre pressure		
21	Condition of Battery And Lamps		

**POWER SECTOR****INSPECTION OF CRANES AND WINCHES**

FORMAT NO: HSEP:13-F09

REV NO.: 00

PAGE NO. 02 OF 03

Sl.no.	Description	Observation	Measures
22	Guards of moving and rotating parts		
23	Load chart provided		
24	Number and position of pedant ropes		
25	Reverse Horn		
26	Load Test Details		
27	Operator's fitness		
28	Pollution under control certificate		
29	Fire extinguisher of appropriate type.		
30	Training of the operator		

WINCH

Sl. No.	Description	YES	NO	NA	Remarks
1	Has the copy of Third Party Inspection certificate been provided in winch machine shed?				
2	Is winch machine operator experienced enough to operate the winch machine?				
3	Is the winch machine operated by someone other than the winch machine operator?				
4	Is there guard provided in all moving parts like wheel and motor's shaft?				
5	Will it protect against unforeseen operational contingencies?				
6	Are brakes, clutch and locking arrangement working properly?				
7	Has it been ensured that the guard does not constitute a hazard by itself?				
8	Are the cranks and the connecting rods protected by guardrails?				
9	Is there provision for fully covered shed with wooden plank roof?				



POWER SECTOR

INSPECTION OF CRANES AND WINCHES

FORMAT NO: HSEP:13-F09

REV NO.: 00

PAGE NO. 03 OF 03

Sl. No.	Description	YES	NO	NA	Remarks
10	Is wire rope free from any kind of damage or wear and tear?				
11	Is split pin provided for the protection of clutch and brake locking arrangement?				
12	Is pulley inspected by competent person and certified before use?				
13	Is pulley free from any wear and tear visually?				
14	Is winch rope barricaded with clipsheet for the protection of rope and person?				
15	Is the wire rope lubricated by cardium oil?				
16	Is there any friction in wire rope which may damage the wire rope rather than the rolling parts?				
17	Is there any oil leakage in the hydraulic system of the winch machine?				
18	Has it been ensured that the guard will not cause discomfort or inconvenience to operator?				
	Total Number of NO:				
	Total Number of NA:				
	% Compliance :				

Signature of Site I/C of subcontractor :

**POWER SECTOR****INSPECTION OF HEIGHT WORKING**

FORMAT NO: HSEP:13-F10

REV NO.: 00

PAGE NO. 01 OF 02

Name of Site :	
Name of Sub-Contractor :	
Inspected by :	
Date of Inspection:	

Sl. No.	Descriptions	Observation (Yes/No)	Remarks
1	All the workers have been explained safe work method?		
2	An established communication system has been established and explained to the workers.		
3	Adequate illumination has been ensured.		
4	Work area inspected prior to the start of the work.		
5	Area below the work place barricaded, particularly below hot work.		
6	Workers provided with bags /box to carry bolts, nuts and hand tools		
7	Arrangement for fastening hand tools made.		
8	All work platforms ensured to be of adequate strength and ergonomically suitable.		
9	Fabricated makeshift arrangements are checked for quality and type of material welding, anchoring etc.		
10.	Work at more than one elevation at the same segment is restricted.		
	ACCESS/EGRESS		
1	Walkways provided with handrail, mid-rail and toe guard?		
2	All checkered plates, gratings properly welded/ bolted?		
3	Are ladders inspected and they are in good condition?		
4	Are ladders spliced?		
5	Are ladders properly secured to prevent slipping, sliding or falling?		
6	Do side rails extend 36" above top landing?		
7	Are built up ladders constructed of sound materials?		

**POWER SECTOR****INSPECTION OF HEIGHT WORKING**

FORMAT NO: HSEP:13-F10

REV NO.: 00

PAGE NO. 02 OF 02

Sl. No.	Descriptions	Observation (Yes/No)	Remarks
8	Are rugs and cleats not over 12" on center?		
9	Metal ladders not used around electrical hazards.		
10	Proper maintenance and storage.		
11	Ladders placed at right slope.		
12	Ladders / staircases welded/ bolted properly.		
13	Any obstruction in the stairs.		
14	Are landing provided with handrails, knee rails, toe boards etc.?		
15	Whether ramp is provided with proper slope.		
16	Proper hand rails / guards provided in ramps.		
	Housekeeping		
1	Walkways, aisles & all overhead workplaces cleared of loose material.		
2	Flammable materials, if any, are cleared.		
3	All the de shuttering materials are removed after de shuttering is done.		
4	Platforms and walkways free from oil/grease or other slippery material.		
5	Collected scrap are brought down or lowered down and not dropped from height.		
	PPE And Safety Devices		
1	Use of safety helmet, safety belts ensured for all workers		
2	Anchoring points provided at all places of work.		
3	Common lifeline provided wherever linear movement at height is required.		
4	Safety nets are use wherever required.		
5	Proper fall arrest system is deployed at critical workplaces.		
6	Crawler boards/Safety system or works on fragile roof are used.		

Signature of Site I/C of subcontractor :

**POWER SECTOR****INSPECTION OF WELDING AND GAS
CUTTING**FORMAT NO: HSEP:13-F11
REV NO.: 00
PAGE NO. 01 OF 02

Name of Site	
Name of Sub-Contractor	
Inspected by	
Date of Inspection	

Welding				
Sl.no.	Description	Y e s	N o	Remarks
1	Is electric connection given through 30 mA ELCB/RCCB to welding m/c?			
2	Is electric cable fitted properly in junction box on m/c?			
3	Is electrical cable free from joints?			
4	Are the joints attached firmly & insulated with tape?			
5	Is double earthing given to body of m/c?			
6	Is the physical condition of the m/c good?			
7	Is ON/OFF switch connected to the m/c is working and in good condition?			
8	Are indication lamps on m/c working?			
9	Is the electrode holder in good condition?			
10	Are the cables of the welding m/c lugged & tight properly?			
11	Are return lead connected properly (Rod, Angle, Channels shall not be used)			
	Total No of NO			
	Total No of YES			



POWER SECTOR

**INSPECTION OF WELDING AND GAS
CUTTING**

FORMAT NO: HSEP:13-F11
REV NO.: 00
PAGE NO. 02 OF 02

Gas Cutting				
Sl. no	Description	Yes	No	Remarks
1	Are Cylinders kept on trolleys?			
2	Physical condition of Gas cylinders Good?			
3	Is there Oil/Grease on valve of the cylinder?			
4	Are pressure regulators in good condition?			
5	Condition of hose pipe OK?			
6	Are hose pipe clamped with hose clip?			
7	Is flash back arrestor & NRV fitted on torch both for O2 and LPG cylinder?			
8	Is nozzle of the torch cleaned?			
	Total Number of NO			
	Total No of YES			
	% Compliance			

Signature of Site I/C of subcontractor :

**POWER SECTOR****INSPECTION OF ELECTRICAL INSTALLATION**

FORMAT NO: HSEP:13-F12

REV NO.: 00

PAGE NO. 01 OF 02

Name of Site	
Name of Sub-Contractor	
Inspected by	
Date of Inspection:	

Sr. No.	Contents	Yes/No	Remarks
A	Cable		
1.	Whether the condition of cable is checked?		
2.	Are cables received from other sites checked for insulation resistance before putting them into use?		
3.	Are all main cables taken either underground / overhead?		
4.	Are welding cables routed properly above the ground?		
5.	Are welding and electrical cables overlapping?		
6.	Is any improper joining of cables/wires prevailing at site?		
B	DBs/SDBs		
1.	Is earth conductor continued upto DB / SDB?		
2.	Whether DBs and extension boards are protected from rain / water?		
3.	Is there any overloading of DBs / SDBs?		
4.	Are correct / proper fuses & CBs provided at main boards and sub-boards?		
5.	Is energized wiring in junction boxes, CB panels & similar places covered all times?		
C	ELCB		
1.	Whether the connections are routed through ELCB?		
2.	Is ELCB sensitivity maintained at 30 mA?		

**POWER SECTOR****INSPECTION OF ELECTRICAL INSTALLATION**

FORMAT NO: HSEP:13-F12

REV NO.: 00

PAGE NO. 02 OF 02

Sr. No.	Contents	Yes/No	Remarks
3.	Are the ELCB numbered and tested periodically & test results recorded in a logbook countersigned by a competent person?		
D	Grounding		
1.	Is natural earthing ensured at the source of power (main DB at Generator or Transformer)?		
2.	Whether the continuity and tightness of the earth conductor are checked?		
3.	Mention the gauge of the earth conductor used at the site.		
4.	Mention the value of Earth Resistance.		
E	Electrically operated Machines or Accessories.		
1.	Whether the plug top is provided everywhere.		
2.	Are all metal parts of electrical equipment and light fittings / accessories grounded?		
3.	Is there any shed or cover for welding machines?		
4.	Are halogen lamps fixed at proper places?		
5.	Are portable power tools maintained as per norms?		
6.	Any other information:		

Signature of Site I/C of subcontractor :



POWER SECTOR
INSPECTION OF ELEVATOR

FORMAT NO: HSEP:13-F13
REV NO.: 00
PAGE NO. 01 OF 01

Name of Site	
Name of Sub-Contractor	
Inspected by	
Date of Inspection	

Sr. No.	Description	Remarks
1.0	Name of equipment	
2.0	Basic Information of equipment	
2.1	Specification	
2.2	Sr. No. of equipment	
2.3	Make	
2.4	Year of manufacture	
3.0	Major repairs/overhauls(Furnish details of work carried out)	Date(s) of major repair/overhaul
3.1		
3.2		
3.3	Repairs carried out at site	
4.0	Any performance test conducted	Yes/No
5.0	Document Submitted	Yes/No
6.0	Manufacturer's test / guarantee certificate	Available/ Not available
7.0	Performance test	Done/ Not Done
8.0	Acceptance Norms	
9.0	Committee Observations	
10.0	Date of next review (if accepted)	

Signature-Subcontractor/ Subcontractor's Safety Officer	Signature-Site Safety Officer (BHEL)
--	--

**POWER SECTOR****HSE PENALTY**

FORMAT NO: HSEP:13-F14

REV NO.: 00

PAGE NO. 01 OF 02

Sub: MEMO for Penalty for non compliances in Safety

Following lapse (tick marked) was observed and penalty is imposed as stated at the bottom of this memo. It is requested that such occurrences be please avoided in future.

Safety Area

SN	Violation of Safety Norms	Fine (in Rs)
01.	Not Wearing Safety Helmet	200/- *
02.	Not wearing Safety Belt or not anchoring life line	500/-*
03.	Not wearing safety shoe	200/-*
04.	Not keeping gas cylinders vertically	200/-
05.	Not using flash back arrestors	100/-
06.	Not wearing gloves	50/- *
07.	Grinding Without Goggles	50/- *
08.	Not using 24 V Supply For Internal Work	500/-
09.	Electrical Plugs Not used for hand Machine	100/-
10.	Not Slinging properly	200/-
11.	Using Damaged Sling	200/-
12.	Lifting Cylinders Without Cage	500/-
13.	Not Using Proper Welding Cable With Lot of Joints And Not Insulated Property.	200/-
14.	Not Removing Small Scrap From Platforms	500/-
15.	Gas Cutting Without Taking Proper Precaution or Not Using Sheet Below Gas Cutting	500/-
16.	Not Maintaining Electric Winches Which are Operated Dangerously	500/-
17.	Improper Earthing Of Electrical T&P	500/-
18.	No or improper barricading	500/-
19.	Activity carried out without Safety work permit (Height work, Lifting activity, Hot work-each person/case)	1000/-
20.	Incident Resulting in Partial Loss in Earning Capacity	25,000/- per victim
21.	Fatal Incident Resulting in total loss in Earning Capacity	1,00,000/- per victim for first instance #

Legend:-

*: per head. For repeated violation by the same person, the penalty would be double of the previous penalty. Date of "Repeated violation" will be counted from subsequent days.

#: or as deducted by customer, whichever is higher. For repeated fatal incident in the same Unit incremental penalty to be imposed. The subcontractor will pay 2 times the penalty compared to previously paid in case there are repeated cases of fatal incidents under the same subcontractor for the same package in the same unit.



POWER SECTOR

HSE PENALTY

FORMAT NO: HSEP:13-F14

REV NO.: 00

PAGE NO. 02 OF 02

Details (if any) related to non- compliance (Name of persons, Nature of deficiency, etc.)

Penalty imposed:

1, Rate as per above chart _____

2. No. of Persons/ machine/ event/ labour _____

3. Total Penalty= 1. X 2. = _____


Signature :

Witnessed by: (Sub- Contractor representative) (BHEL Personnel)

Name _____

Name _____

Distribution: 1 Copy: to Sub- contractor,
1 Copy to Site Construction Manager(BHEL)

	POWER SECTOR- HQ	FORMAT NO: HSEP:13-F15 REV NO.: 00 PAGE NO. 01 OF 01
	Incident Report (To be submitted within 24 hours of time of incident)	

Type of incident: Fatal/Major/ Minor/Fire/Property Damage/Near-miss

1	NAME OF SITE		3	ACTIVITY AREA	
2	SCOPE OF WORK		4	NAME OF CONTRACTOR	
			5	NAME & DESIGNATION OF BHEL ACTIVITY I/C	
6	DATE & TIME OF ACCIDENT		7	DATE RESUMED	
8	NO. OF WORK-DAYS LOST BY VICTIM (If duty not resumed, give estimated figure)				
9	NO. OF MANHOURS LOST BY OTHERS				
10	PERSONAL DETAILS OF INJURED AND / OR DETAILS OF MATERIALS / EQUIPMENT / PROPERTY DAMAGED				
	NAME		NAME OF MATERIAL / EQUIPMENT / PROPERTY		
	PERIOD OF EMPLOYMENT				
	AGE	YRS	SEX	MALE/ FEMALE	ESTIMATED COST
	MARITAL STATUS		SINGLE / MARRIED		ACTUAL COST
	OCCUPATION		NATURE OF DAMAGE		
	PART OF BODY INJURED				
	NATURE OF INJURY				
	AGENCY (OBJECT / EQUIPMENT / SUBSTANCE) MOST RESPONSIBLE FOR CAUSING ACCIDENT / INJURY / DAMAGE				
12	PERSON (NAME & DESIGNATION) WITH MOST CONTROL OVER AGENCY (OBJECT / EQUIPMENT / SUBSTANCE) CAUSING ACCIDENT INJURY / DAMAGE				
13	DESCRIBE CLEARLY HOW THE ACCIDENT OCCURRED (USE ADDITIONAL SHEET, IF REQUIRED)				
ANALYSIS					
14	WHAT ACTS AND / OR CONDITIONS CONTRIBUTED MOST DIRECTLY TO THIS ACCIDENT				
15	WHAT ARE THE BASIC REASON FOR THE EXISTENCE OF THESE ACTS AND / OR CONDITION ?				
16	WHAT CORRECTIVE ACTIONS HAVE BEEN TAKEN TO PREVENT ACCIDENT RECURRENCE ?				
	DATE :		SIGNATURE OF SITE HSE COORDINATOR		
17	COMMENTS OF HEAD / SOX				
	DATE:		SIGNATURE OF HEAD/SOX		



SAFETY WORK CLEARANCE		Permit no. _____
Project: _____		Emergency Contact Nos: _____
Subcontractor: _____		

BURNING/WELDING /HOT WORK PERMIT

Area : _____ Date: _____ Time: _____
 Name of Site Engineer (Permit Requesting Authority): _____ Sign: _____
 Name of Work Performing Contractor: _____
 Name of Package In charge: _____ Sign: _____ Date: _____
 Description of Work: _____

Work Execution Date: _____ Time Valid from: _____ to _____

The above signing person(s) will be responsible to ensure that the above described work will be done under all the safety precautions mentioned on the permit to work.

The following precautions are to be taken:

No.	Item	Yes	Not required
1.	Proper Access/Exit available		
2.	Proper ventilation and /or lighting provided.		
3.	Proper and safe scaffolding, platform, ladder provided.		
4.	Welding machine located in a clean and dry area.		
5.	Welding machine grounded at the equipment and proper leakage current protection device (ELCB) provided for welding machine.		
6.	Emergency STOP buttons are in working condition. Welder /Helper knows how to operate it.		
7.	Welding machine input/output cables, welding holder and weld return clamp (Holder) are insulated and in good condition.		
8.	Welder & Fitter trained to connect ground/work return clamps (Holder) to work place prior to energization of welding machine.		
9.	Gas cylinders are stacked vertically and not below the welding / cutting area. Regulator key is available with cylinder.		
10.	Pressure gauges/Flash back arrestor provided and in working condition.		
11.	Personal Protective equipment Minimum applicable: safety helmet, safety goggles, welding helmet, safety shoes, leather gloves, long sleeve and nose mask -provided		
12.	In case of pits, water removed from the pit and wood/rubber insulation provided.		
13.	Safety signboards are in place.		
14.	Adequate and Suitable nos. of fire fighting extinguisher provided.		
15.	Nearby combustible material removed. Housekeeping done.		
16.	Other		

Name of Contractor Safety Officer: _____ Sign: _____ Date: _____ Time: _____

Reviewed and approved by BHEL Site Engineer (Permit Issuing Authority):

Name: _____ Sign: _____ Date: _____ Time: _____

Name of BHEL Safety Representative: _____ Sign: _____

I understand the precaution to be taken as described above and as per project requirement and hereby confirm that work will be executed under my supervision by following all precaution and Safety Rules.

Name of Work Performing Authority: _____ **Sign:** _____ **Date:** _____ **Time:** _____

Permit Cancellation:

I hereby declare that the work is complete, all workers under my control have been withdrawn and the site restored to safe tidy condition.

Name of Work performing Authority: _____ Sign: _____ Date: _____ Time: _____

Name of Site Engr. (Permit Requesting Authority): _____ Sign: _____ Date: _____ Time: _____

Name of BHEL Site Engr. (Permit Issuing Authority): _____ Sign: _____ Date: _____ Time: _____

(This permit is valid only for the date it is issued)

Original at BHEL site	Second Copy – BHEL SAFETY	Third Copy : Contractor
-----------------------	---------------------------	-------------------------



SAFETY WORK CLEARANCE		Permit no. _____
Project: _____	Emergency Contact Nos: _____	
Subcontractor: _____		

LIFTING ACTIVITY PERMIT

Area : _____ Date: _____ Time: _____

Name of Site Engineer (Permit Requesting Authority): _____ Sign: _____

Name of Work Performing Contractor: _____

Name of Package In charge: _____ Sign: _____ Date: _____

Description of Work: _____

Work Execution Date: _____ Time Valid from: _____ to _____

The above signing person(s) will be responsible to ensure that the above described work will be done under all the safety precautions mentioned on the permit to work.

The following precautions are to be taken:

No.	Item	Yes	Not required
1.	Crane used for lifting activity tested, certified and approved for rated lifting		
2.	All lifting tackles, gears/appliances are tested and certified for lifting works.		
3.	Crane operator is trained and competent for lifting operation.		
4.	Lifting sling/ belt is protected against sharp edge of the jobs to be lifted.		
5.	Access and exit marked and without obstruction.		
6.	Lifting arrangement adequate.		
7.	Unwanted rubbish material removed from work platform.		
8.	Minimum 2 guidelines have been provided for balancing and guiding jobs to be lifted.		
9.	Periphery area of crane booms as well as lifting job is barricaded and unauthorised/no-entry sign board posted.		
10.	Rigger and signal man is trained and competent for lifting work.		
11.	No lifting activity to be carried out during lightening, heavy wind/rain.		
12.	If scaffolding to be used during lift, scaffolding with valid tag available for use.		
13.	Double lanyards safety harness/belt checked and in working condition.		
14.	Safety shoes (non-slip), helmet with chin strap available with employees.		
15.	Others.		

Name of Contractor Safety Officer: _____ Sign: _____ Date: _____ Time: _____

Reviewed and approved by BHEL Site Engineer (Permit Issuing Authority):

Name: _____ Sign: _____ Date: _____ Time: _____

Name of BHEL Safety Representative: _____ Sign: _____

I understand the precaution to be taken as described above and as per project requirement and hereby confirm that work will be executed under my supervision by following all precaution and Safety Rules.

Name of Work Performing Authority: _____ **Sign:** _____ **Date:** _____ **Time:** _____

Permit Cancellation:

I hereby declare that the work is complete, all workers under my control have been withdrawn and the site restored to safe tidy condition.

Name of Work performing Authority: _____ Sign: _____ Date: _____ Time: _____

Name of Site Engr. (Permit Requesting Authority): _____ Sign: _____ Date: _____ Time: _____

Name of BHEL Site Engr. (Permit Issuing Authority): _____ Sign: _____ Date: _____ Time: _____

(This permit is valid only for the date it is issued)

Original at BHEL site	Second Copy – BHEL SAFETY	Third Copy : Contractor
------------------------------	----------------------------------	--------------------------------



SAFETY WORK CLEARANCE	Permit no. _____
Project: _____	Emergency Contact Nos: _____
Subcontractor: _____	

WORKING AT HEIGHT PERMIT

Area : _____ Date: _____ Time: _____

Name of Site Engineer (Permit Requesting Authority): _____ Sign: _____

Name of Work Performing Contractor: _____

Name of Package In charge: _____ Sign: _____ Date: _____

Description of Work: _____

Work Execution Date: _____ Time Valid from: _____ to _____

The above signing person(s) will be responsible to ensure that the above described work will be done under all the safety precautions mentioned on the permit to work.

The following precautions are to be taken:

No.	Item	Yes	Not required
1.	All workers on job are medically fit for working at height (Person should not have vertigo)		
2.	Scaffolding with valid tag available for use		
3.	Safety harness with life line support/ fall arrester are checked and in working condition		
4.	Safety shoes (non-slip), Helmet with chin strip available with employees		
5.	Safety nets are provided as per design and provided 25 ft. below working area & extending 8 ft beyond.		
6.	Horizontal life lines are provided to cater to design specification of 2300kg per person.		
7.	Ladders have been inspected and provided as per BHEL standard/contract.		
8.	All lifting / tightening tools, hand tools/equipment checked and in good condition		
9.	Access and exit marked and without obstruction.		
10.	Lighting arrangement adequate.		
11.	Unwanted and rubbish material removed from working platform.		
12.	Electrical cable, welding Hose/Compressed air hose properly secured and lay down without obstruction.		
13.	Signboards provided on working platforms		
14.	Hazards in the vicinity are identified and communicated to the worker.		
15.	Other		

Name of Contractor Safety Officer: _____ Sign: _____ Date: _____ Time: _____

Reviewed and approved by BHEL Site Engineer (Permit Issuing Authority):

Name: _____ Sign: _____ Date: _____ Time: _____

Name of BHEL Safety Representative: _____ Sign: _____

I understand the precaution to be taken as described above and as per project requirement and hereby confirm that work will be executed under my supervision by following all precaution and Safety Rules.

Name of Work Performing Authority: _____ **Sign:** _____ **Date:** _____ **Time:** _____

Permit Cancellation:

I hereby declare that the work is complete, all workers under my control have been withdrawn and the site restored to safe tidy condition.

Name of Work performing Authority: _____ Sign: _____ Date: _____ Time: _____

Name of Site Engr. (Permit Requesting Authority): _____ Sign: _____ Date: _____ Time: _____

Name of BHEL Site Engr. (Permit Issuing Authority): _____ Sign: _____ Date: _____ Time: _____

(This permit is valid only for the date it is issued)

Original at BHEL site	Second Copy – BHEL SAFETY	Third Copy : Contractor
------------------------------	----------------------------------	--------------------------------

i.	Item/Scope of Sub-contracting उप-संविदा(अनुबंध) का मद/ दायरा	
ii.	Address of the registered office पंजीकृत कार्यालय का पता	Details of Contact Person संपर्क व्यक्ति का विवरण (Name, Designation, Mobile, Email) (नाम, पदनाम, मोबाइल, ईमेल)
iii.	Name and Address of the proposed Sub-vendor's works where item is being manufactured प्रस्तावित उप-विक्रेता के कार्यों का नाम और पता, जहां मद का निर्माण किया जा रहा है	Details of Contact Person: संपर्क व्यक्ति का विवरण (Name, Designation, Mobile, Email) (नाम, पदनाम, मोबाइल, ईमेल)
iv.	Annual Production Capacity for proposed item/scope of sub-contracting उप-संविदा(अनुबंध) के प्रस्तावित मद / दायरे के लिए वार्षिक उत्पादन क्षमता	
v.	Annual production for last 3 years for proposed item/scope of sub-contracting उप-संविदा(अनुबंध) के प्रस्तावित मद / दायरे के लिए पिछले 3 वर्षों का वार्षिक उत्पादन	
vi.	Details of proposed works प्रस्तावित कार्यों का विवरण	
1.	Year of establishment of present works वर्तमान फैक्टरी की स्थापना का वर्ष	
2.	Year of commencement of manufacturing at above works उपरोक्त फैक्टरी में निर्माण कार्य शुरू होने का वर्ष	
3.	Details of change in Works address in past (if any) पूर्व में फैक्टरी स्थल में परिवर्तन का विवरण (यदि कोई हो)	
4.	Total Area कुल क्षेत्र Covered Area शामिल क्षेत्र	
5.	Factory Registration Certificate फैक्टरी पंजीकरण प्रमाण पत्र	Details attached at Annexure – F2.1 विवरण अनुलग्नक- एफ 2.1 पर संलग्न है
6.	Design/ Research & development set-up डिजाइन / अनुसंधान और विकास सेटअप (No. of manpower, their qualification, machines & tools employed etc.) (श्रमिकों की संख्या, उनकी योग्यता, मशीन और उपलब्ध उपकरण आदि)	Applicable / Not applicable if manufacturing is as per Main Contractor/purchaser design Details attached at Annexure – F2.2 (if applicable) लागू / लागू नहीं, अगर विनिर्माण मुख्य संविदाकार / खरीददार के डिजाइन के अनुसार है) विवरण अनुलग्नक –एफ 2.2 पर संलग्न है । (यदि लागू हो)
7.	Overall organization Chart with Manpower Details (Design/Manufacturing/Quality etc) मैनपावर विवरण के साथ समग्र संगठन का चार्ट(डिजाइन / विनिर्माण / गुणवत्ता आदि)	Details attached at Annexure – F2.3 विवरण अनुलग्नक – F2.3 में संलग्न है ।
8.	After sales service set up in India, in case of foreign sub-vendor(Location, Contact Person, Contact details etc.) भारत	Applicable / Not applicable लागू / लागू नहीं

	में बिक्री सेवा की स्थापना के बाद, विदेशी उप-विक्रेता के मामले में(स्थल , संपर्क व्यक्ति, संपर्क विवरण आदि)	<i>Details attached at Annexure – F2.4</i> विवरण अनुलग्नक -2.4 पर संलग्न है ।			
9.	<i>Manufacturing process execution plan with flow chart indicating various stages of manufacturing from raw material to finished product including outsourced process, if any</i> फ्लोचार्ट सहित विनिर्माण प्रक्रिया निष्पादन योजना , जिसमें आउटसोर्स प्रक्रिया, यदि कोई हो, सहित कच्चे माल से तैयार उत्पाद तक विनिर्माण के विभिन्न चरणों को दर्शाया गया हो,	<i>Details attached at Annexure – F2.5</i> विवरण अनुलग्नक - F2.5में संलग्न है ।			
10.	<i>Sources of Raw Material/Major Bought Out Item</i> कच्चे माल के स्रोत / खरीदे हुए मुख्य मद	<i>Details attached at Annexure – F2.6</i> विवरण अनुलग्नक - F2.6में संलग्न है ।			
11.	<i>Quality Control exercised during receipt of raw material/BOI, in-process , Final Testing, packing</i> कच्चे माल / खरीदे हुए मद, प्रक्रियाबद्ध, अंतिम परीक्षण, पैकिंग करते समय गुणवत्ता नियंत्रण	<i>Details attached at Annexure – F2.7</i> विवरण अनुलग्नक - F2.7 पर संलग्न है			
12.	<i>Manufacturing facilities (List of machines, special process facilities, material handling etc.)</i> विनिर्माण सुविधा(मशीनों की सूची , विशेष प्रक्रिया सुविधाएं, सामग्री रख-रखाव आदि)	<i>Details attached at Annexure – F2.8</i> विवरण अनुलग्नक - F2.8में संलग्न है ।			
13.	<i>Testing facilities (List of testing equipment)</i> परीक्षण सुविधाएं(परीक्षण उपकरण की सूची)	<i>Details attached at Annexure – F2.9</i> विवरण अनुलग्नक – F2. 9 में संलग्न है ।			
14.	<i>If manufacturing process involves fabrication then-</i> यदि निर्माण प्रक्रिया में फेब्रिकेशन की गई है तो- <i>List of qualified Welders</i> पात्र वेल्डर की सूची <i>List of qualified NDT personnel with area of specialization</i> विशेषज्ञता के क्षेत्र सहित पात्र एनडीटी कार्मिकों की सूची	<i>Applicable / Not applicable</i> लागू / लागू नहीं <i>Details attached at Annexure – F2.10</i> विवरण अनुलग्नक - F2.10में संलग्न है। <i>(if applicable)</i> लागू / लागू नहीं			
15.	<i>List of out-sourced manufacturing processes with Sub-Vendors’ names & addresses</i> सब-वेंडर द्वारा बाह्य स्रोतों (उनके नाम और पते सहित)से करवाएं गए निर्माण प्रक्रियाओं की सूची	<i>Applicable / Not applicable</i> लागू / लागू नहीं <i>Details attached at Annexure. –F2.11</i> विवरण अनुलग्नक - F2.10में संलग्न है। <i>(if applicable)</i> (यदि लागू हो)			
16.	<i>Supply reference list including recent supplies</i> नवीनतम आपूर्ति सहित आपूर्ति संदर्भ सूची	<i>Details attached at Annexure – F2.12</i> विवरण अनुलग्नक - F2.12 में संलग्न है । <i>(as per format given below)</i> (नीचे दिए गए प्रारूप के अनुसार)			
<i>Project/ package</i> परियोजना /पैकेज	<i>Customer Name</i> ग्राहक का नाम	<i>Supplied Item (Type/Rating/Model /Capacity/Size etc)</i> आपूर्ति की गई वस्तु (प्रकार / रेटिंग / मॉडल / क्षमता / आकार आदि)	<i>PO ref no/date</i> पीओ संदर्भ सं. / तिथि	<i>Supplied Quantity</i> आपूर्ति की मात्रा	<i>Date of Supply</i> आपूर्ति की तारीख
17.	<i>Product satisfactory performance feedback letter/certificates/End User Feedback</i> उत्पाद के संतोषजनक प्रदर्शन संबंधी फीडबैक पत्र / प्रमाण पत्र / अंतिम उपयोगकर्ता फीडबैक			<i>Attached at annexure - F2.13</i> अनुलग्नक F2. 3पर संलग्न है	
18.	<i>Summary of Type Test Report (Type Test Details, Report No, Agency, Date of testing) for the proposed product</i>			<i>Applicable / Not applicable</i> लागू / लागू नहीं	

**CORPORATE QUALITY ASSURANCE/ कॉरपोरेट गुणवत्ता आश्वासन****SUB-VENDOR QUESTIONNAIRE/ सब-वेंडर प्रश्नावली**

	<i>(similar or higher rating)</i> प्रस्तावित उत्पाद (एक समान या उच्च रेटिंग वाले) के लिए टाइप टेस्ट रिपोर्ट (टाइप टेस्ट विवरण, रिपोर्ट संख्या, एजेंसी, जांच की तारीख) का सारांश नोट: - रिपोर्ट प्रस्तुत करने की आवश्यकता नहीं है <i>Note:- Reports need not to be submitted</i>	<i>Details attached at Annexure – F2.14</i> विवरण अनुलग्नक - F2.1 4में संलग्न है <i>(if applicable)</i> (यदि लागू हो)
19.	<i>Statutory / mandatory certification for the proposed product</i> प्रस्तावित उत्पाद के लिए वैधानिक / अनिवार्य प्रमाणीकरण	<i>Applicable / Not applicable</i> लागू / लागू नहीं <i>Details attached at Annexure – F2.15</i> <i>(if applicable)</i> (यदि लागू हो)
20.	<i>Copy of ISO 9001 certificate</i> आईएसओ 9001 प्रमाण पत्र की प्रति <i>(if available)</i> (यदि उपलब्ध हो)	<i>Attached at Annexure – F2.16</i> अनुलग्नक में संलग्न - F2.1 6 है
21.	<i>Product technical catalogues for proposed item (if available)</i> प्रस्तावित मद के लिए उत्पाद तकनीकी कैटलॉग (यदि उपलब्ध हो)	<i>Details attached at Annexure – F2.17</i> विवरण अनुलग्नक - F2.1 7 में संलग्न है

<i>Name:</i> नाम:		<i>Desig:</i> पद:		<i>Sign:</i> हस्ता क्षर:		<i>Date:</i> तिथि:	
-----------------------------	--	-----------------------------	--	--	--	------------------------------	--

Company's Seal/Stamp:- कंपनी की मुहर/ मोहर:-

1. 3x660 MW NPGCPL NABINAGAR STPP (FGD PKG)
2. 4X250 MW BRBCL NABINAGAR FGD
Item: MISC. PUMPS-HORIZONTAL

Enquiry letter: PE/PG/NB2/E-6855/2021 dated 07/01/2022

(INSTRUCTIONS TO PACKING LIST)

For faster verification of bills, successful bidder to submit detailed Bill of Material (BOM) at the time of drawings/ documents submission after placement of PO. Each item of the BOM to be uniquely identified with item code no. or item Sl. No. Supplier to ensure that all items which will find separate mention in the packing list are covered in this detailed BOM.

Supplier to also give the following undertaking in the BOM:

“The BOM provided herewith completes the scope (in content and intent) of material supply under PO No. Dated Any additional material which may become necessary for the intended application of the supplied items/package will be supplied free of cost in most reasonable time.

Packing List must indicate:

- a) Packing size
- b) Gross weight and net weight of each package
- c) Contents of the package with cross reference to BOM item code no. / Sl. No.
- d) Quantity of each items separately.

The packing list must cover all the BOM items.

Supplier to give following undertaking in the packing list:

The Packing list provided herewith is as per BOM approved under PO No. -----

No.25-11/6/2018-PG
Government of India
Ministry of Power
Shram Shakti Bhawan, Rafi Marg, New Delhi – 110001
Tele Fax: 011-23730264

Dated 02/07/2020

ORDER

Power Supply System is a sensitive and critical infrastructure that supports not only our **national defence, vital emergency services** including health, disaster response, **critical national infrastructure** including classified data & communication services, defence installations and manufacturing establishments, logistics services but also the **entire economy** and the **day-to-day life** of the citizens of the country. Any danger or threat to Power Supply System can have catastrophic effects and has the potential to cripple the entire country. Therefore, the Power Sector is a **strategic and critical sector**.

The vulnerabilities in the Power Supply System & Network mainly arise out of the possibilities of cyber attacks through malware / Trojans etc. embedded in imported equipment. Hence, **to protect the security, integrity and reliability of the strategically important and critical Power Supply System & Network** in the country, the following directions are hereby issued :-

(1) All equipment, components, and parts imported for use in the Power Supply System and Network shall be tested in the country to check for any kind of embedded malware/trojans/cyber threat and for adherence to Indian Standards.

(2) All such testings shall be done in certified laboratories that will be designated by the Ministry of Power (MoP).

(3) Any import of equipment/components/parts from "prior reference" countries as specified or by persons owned by, controlled by, or subject to the jurisdiction or the directions of these "prior reference" countries will require prior permission of the Government of India

(4) Where the equipment/components/parts are imported from "prior reference" countries, with special permission, the protocol for testing in certified and designated laboratories shall be approved by the Ministry of Power (MoP).

This order shall apply to any item imported for end use or to be used as a component, or as a part in manufacturing, assembling of any equipment or to be used in power supply system or any activity directly or indirectly related to power supply system.

This issues with the approval of Hon'ble Minister of State for Power and New & Renewable Energy (Independent Charge).



(Goutam Ghosh)

Director

Tel: 011-23716674

To:

1. All Ministries/Departments of Government of India (As per list)
2. Secretary (Coordination), Cabinet Secretariat
3. Vice Chairman, NITI Aayog
4. Comptroller and Auditor General of India
5. Chairperson, CEA
6. CMDs of CPSEs/Chairman of DVC & BBMB/MD, EESL/DG, NPTI/DG, CPRI/DG, BEE/
7. All ASs/JSs/EA, MoP

Copy:

1. PS to Hon'ble PM, Prime Minister's Office
2. PS to Hon'ble MOS(IC) for Power and NRE
3. Sr. PPS to Secretary(Power)

No.25-11/6/2018-PG
Government of India
Ministry of Power
Shram Shakti Bhawan, Rafi Marg, New Delhi – 110001
Tele Fax: 011-23730264

Dated 02/07/2020

ORDER

Power Supply System is a sensitive and critical infrastructure that supports not only our **national defence, vital emergency services** including health, disaster response, **critical national infrastructure** including classified data & communication services, defence installations and manufacturing establishments, logistics services but also the **entire economy** and the **day-to-day life** of the citizens of the country. Any danger or threat to Power Supply System can have catastrophic effects and has the potential to cripple the entire country. Therefore, the Power Sector is a **strategic and critical sector**.

The vulnerabilities in the Power Supply System & Network mainly arise out of the possibilities of cyber attacks through malware / Trojans etc. embedded in imported equipment. Hence, **to protect the security, integrity and reliability of the strategically important and critical Power Supply System & Network** in the country, the following directions are hereby issued :-

(1) All equipment, components, and parts imported for use in the Power Supply System and Network shall be tested in the country to check for any kind of embedded malware/trojans/cyber threat and for adherence to Indian Standards.

(2) All such testings shall be done in certified laboratories that will be designated by the Ministry of Power (MoP).

(3) Any import of equipment/components/parts from "prior reference" countries as specified or by persons owned by, controlled by, or subject to the jurisdiction or the directions of these "prior reference" countries will require prior permission of the Government of India

(4) Where the equipment/components/parts are imported from "prior reference" countries, with special permission, the protocol for testing in certified and designated laboratories shall be approved by the Ministry of Power (MoP).

This order shall apply to any item imported for end use or to be used as a component, or as a part in manufacturing, assembling of any equipment or to be used in power supply system or any activity directly or indirectly related to power supply system.

This issues with the approval of Hon'ble Minister of State for Power and New & Renewable Energy (Independent Charge).



(Goutam Ghosh)

Director

Tel: 011-23716674

To:

1. All Ministries/Departments of Government of India (As per list)
2. Secretary (Coordination), Cabinet Secretariat
3. Vice Chairman, NITI Aayog
4. Comptroller and Auditor General of India
5. Chairperson, CEA
6. CMDs of CPSEs/Chairman of DVC & BBMB/MD, EESL/DG, NPTI/DG, CPRI/DG, BEE/
7. All ASs/JSs/EA, MoP

Copy:

1. PS to Hon'ble PM, Prime Minister's Office
2. PS to Hon'ble MOS(IC) for Power and NRE
3. Sr. PPS to Secretary(Power)

**No.11/05/2018-Coord.
Government of India
Ministry of Power**

**Shram Shakti Bhawan, New Delhi
Dated the 23rd July, 2020.**

ORDER

Sub: Measures for contributing towards 'Atmanirbhar Bharat' and 'Make in India' through phased indigenisation in Power Sector.

Whereas Ministry of Power after analysis of data relating to import of the equipment in power sector and consultations with the stakeholders engaged in manufacturing of the equipment as well as developers of power projects in generation, transmission, and distribution, has taken note of the fact that despite Government of India policy of 'Make in India', many equipment in this sector are being imported even though sufficient domestic manufacturing capacity and competition exists.

Whereas DPIIT from time to time since 2017 has issued orders with the latest version issued vide No.P-45021/2/2017-PP (BE-II) on 04.06.2020 to promote Make in India and domestic manufacturing of goods and services in India with a view to enhancing income and employment and the said order needs to be fully implemented in power sector.

Whereas, for power sector to become an integral part of national campaign of 'Atmanirbhar Bharat' and to contribute to 'Make in India' policy of Government of India, it is essential that developers in the generation, transmission, and distribution of power, are also encouraged to effectively and wholeheartedly contribute in this endeavor.

Whereas Power is a sensitive and strategically important sector and is a critical infrastructure for development of our country, as our national defense, vital emergency services, critical national infrastructure, communication, data services, health services, logistics, manufacturing etc. all depends on reliable power supply and any possibility of malware/cyber threat in the power systems leads to vulnerability with the potential of bringing down the whole system with consequential impact on all other sectors of our country. Therefore, 'Atmanirbhar Bharat' has a much higher level of significance for this sector. Therefore, there is a need to encourage, adopt and use only 'Make in India' equipment/materials/parts/items in the power sector in order to protect the safety and security of our country.

Now therefore the following order is issued:

1. This order is issued in consonance with the order of the DPIIT referred above.
2. All equipment/materials/parts/items required in the power sector which are domestically manufactured with sufficient domestic capacity shall necessarily be used from the domestic manufacturers only as per the extant provisions of the Public Procurement (Preference to Make in India) Orders issued by DPIIT and MoP.

Contd.....2/-

3. In respect of equipment/materials/parts/items wherein domestic capacity is not available and imports are inevitable, the MoP shall list out all these equipment and prepare an Action Plan for their indigenisation over a specified time frame of 2-3 years. For this an enabling policy framework through support to Start-ups, phased manufacturing programme, vendor development, Research & Development, tax & other incentives needs to be developed.
4. Till such time indigenous manufacturing capacity for all equipment/materials/parts/items required in the power sector are developed, the goods so imported shall be tested in certified laboratories designated by MoP to check the presence of any embedded malware/trojans or other cyber threats and also to check adherence to Indian Standards. For testing of goods from prior reference countries, the testing protocol shall be approved by Ministry of Power (MoP).
5. Ministry of Power shall prepare an 'Approved list of Models and Manufacturers' (ALMM) in power sector. All Power Projects which are bid out as per the standard bidding guidelines will be required to procure equipment from manufacturers figuring in the approved list.
6. Financing from REC and PFC will be structured in such a manner that lower rates of interest will be charged on the developers who will use domestically manufactured equipment.

This issues with the approval of Hon'ble MoS (IC) for Power and NRE.



(R.K. Das)

Under Secretary to the Government of India
Tel. No.011-23752495

To:

1. All Ministries/ Departments of Government of India (As per list)
2. Secretary (Coordination), Cabinet Secretariat
3. PS to Hon'ble PM, Prime Minister's Office
4. Vice Chairman, NITI Aayog
5. Director General, Comptroller and Auditor General of India
6. Secretary, DPIIT, Chairman of Standing Committee for implementation of Public Procurement Order, 2017
7. Joint Secretary, DPIIT, Member-Convener of Standing Committee for implementation of Public Procurement Order, 2017
8. Chairperson, CEA
9. CMDs of CPSEs/ Chairmen of DVC & BBMB/ MD of EESL/ DG(NPTI)/ DG(CPRI)/ DG(BEE)
10. All JSs/ EA, MoP

Copy to:

1. PS to MoS (IC) for Power and NRE
2. Sr. PPS to Secretary (Power)
3. Sr. PPS to Additional Secretaries in MoP

No. DPE/7(4)/2017-Fin.(Part-I)
Government of India
Ministry of Heavy Industries & Public Enterprises
Department of Public Enterprises

Public Enterprises Bhawan
Block No.14, CGO Complex
New Delhi – 110003

Date: 30th July, 2020

OFFICE MEMORANDUM

**Subject: Restrictions under Rule 144(xi) of the General Financial Rules (GFRs), 2017-
Dept. of Expenditure OM No.6/18/2019-PPD dated 23rd July, 2020 -
regarding**

The undersigned is directed to enclose Department of Expenditure's (DoE) OMs No. 6/18/2019-PPD dated 23rd July, 2020 & 24th July, 2020 imposing restrictions under Rule 144(xi) of the General Financial Rules (GFRs), 2017 on the grounds of Defence of India and National Security for information and compliance.

2. All the administrative Ministries/ Departments of CPSEs are requested to ensure compliance of the directions issued by DoE by CPSEs under their administrative control.
3. This issues with the approval of competent authority.



(Kalyani Mishra)
Director
Tel.24362061

Encl.: (DoE's OMs No. 6/18/2019-PPD dated 23rd July, 2020
6/18/2019-PPD dated 23rd July, 2020 &
6/18/2019-PPD dated 24th July, 2020)

To

- i) All the Secretaries to the Administrative Ministries/Departments of CPSEs
- ii) Chief Executives of CPSEs

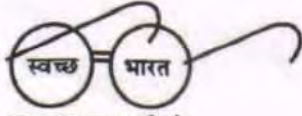
Copy for information to:
Secretary, D/o Expenditure, North Block, New Delhi

डा. टी. वी. सोमनाथन, आई.ए.एस.
सचिव (व्यय)

Dr. T. V. Somanathan, I.A.S.
Secretary (Expenditure)



सत्यमेव जयते



एक करण स्वच्छता की ओर

भारत सरकार
वित्त मंत्रालय
व्यय विभाग

Government of India
Ministry of Finance
Department of Expenditure
नार्थ ब्लॉक, नई दिल्ली-110001
North Block, New Delhi-110001
Tel. : 23092929, 23092663
Fax : 23092546
E-mail : secyexp@nic.in
Website : www.finmin.nic.in

D.O.F.No.6/18/2019- PPD

28th July, 2020

Dear Shri Sailesh,

As you are aware the General Financial Rules (GFRs), 2017 have been amended inserting Rule 144 (xi) which empowers Department of Expenditure to impose restrictions, including prior registration or screening on procurement from bidders from a country or countries on grounds of Defence of India and National Security. The amended Rule provides that no public procurement shall be made in violation of such restrictions. Pursuant to the above, Order (Public Procurement No. 1) and Order (Public Procurement No. 2) were issued vide F.No.6/18/2019-PPD dated 23.7.2020. A clarification was issued in Order (Public Procurement No. 3).

2. Though the GFRs ordinarily do not apply to public sector enterprises, in this instance, as they relate to national security, the orders have consciously been made applicable to all Central Public Sector Enterprises as well. It is, therefore, requested that necessary instructions may be issued by your Department reiterating the applicability of orders stated in Paragraph 1 of this letter to all Central Public Sector Enterprises.

3. Copies of the Orders are attached for ease of reference.

With regards,

Yours sincerely,

(T.V. Somanathan)

Encl: **As above**

Shri Sailesh, IAS
Secretary,
Department of Public Enterprises,
160, Udyog Bhawan,
New Delhi: 110011

Copy to: Cabinet Secretary – for information

we may issue instructions today

29/7

ASCRKC

47545
29/7/20

F.No.6/18/2019-PPD
Ministry of Finance
Department of Expenditure
Public Procurement Division


161, North Block,
New Delhi
23rd July, 2020

Office Memorandum

Subject: Insertion of Rule 144 (xi) in the General Financial Rules (GFRs), 2017

Rule 144 of the General Financial Rules 2017 entitled 'Fundamental principles of public buying', has been amended by inserting sub-rule (xi) as under:

Notwithstanding anything contained in these Rules, Department of Expenditure may, by order in writing, impose restrictions, including prior registration and/or screening, on procurement from bidders from a country or countries, or a class of countries, on grounds of defence of India, or matters directly or indirectly related thereto including national security; no procurement shall be made in violation of such restrictions.


(Sanjay Prasad)
Joint Secretary (PPD)
Email ID: js.pfc2.doe@gov.in
Telephone: 011-23093882

To,
(1) Secretaries of All Ministries/ Departments of Government of India
(2) Chief Secretaries/ Administrators of Union Territories/ National Capital Territory of Delhi



F.No.6/18/2019-PPD
Ministry of Finance
Department of Expenditure
Public Procurement Division

161, North Block,
New Delhi
23rd July, 2020

Order (Public Procurement No. 1)

Subject: Restrictions under Rule 144 (xi) of the General Financial Rules (GFRs), 2017

Attention is invited to this office OM no. 6/18/2019-PPD dated 23rd July 2020 inserting Rule 144 (xi) in GFRs 2017. In this regard, the following is hereby ordered under Rule 144 (xi) on the grounds stated therein:

Requirement of registration

1. Any bidder from a country which shares a land border with India will be eligible to bid in any procurement whether of goods, services (including consultancy services and non-consultancy services) or works (including turnkey projects) only if the bidder is registered with the Competent Authority, specified in **Annex I**.
2. This Order shall not apply to (i) cases where orders have been placed or contract has been concluded or letter/notice of award/ acceptance (LoA) has been issued on or before the date of this order; and (ii) cases falling under **Annex II**.

Transitional cases

3. Tenders where no contract has been concluded or no LoA has been issued so far shall be handled in the following manner: -
 - a) *In tenders which are yet to be opened, or where evaluation of technical bid or the first exclusionary qualificatory stage (i.e. the first stage at which the qualifications of tenderers are evaluated and unqualified bidders are excluded) has not been completed: No contracts shall be placed on bidders from such countries. Tenders received from bidders from such countries shall be dealt with as if they are non-compliant with the tender conditions and the tender shall be processed accordingly.*
 - b) *If the tendering process has crossed the first exclusionary qualificatory stage: If the qualified bidders include bidders from such countries, the*

2/12
-

entire process shall be scrapped and initiated *de novo*. The *de novo* process shall adhere to the conditions prescribed in this Order.

- c) As far as practicable, and in cases of doubt about whether a bidder falls under paragraph 1, a certificate shall be obtained from the bidder whose bid is proposed to be considered or accepted, in terms of paras 8, 9 and 10 read with para 1 of this Order.

Incorporation in tender conditions

4. In tenders to be issued after the date of this order, the provisions of paragraph 1 and of other relevant provisions of this Order shall be incorporated in the tender conditions.

Applicability

5. Apart from Ministries / Departments, attached and subordinate bodies, notwithstanding anything contained in Rule 1 of the GFRs 2017, this Order shall also be applicable
 - a. to all Autonomous Bodies;
 - b. to public sector banks and public sector financial institutions; and
 - c. subject to any orders of the Department of Public Enterprises, to all Central Public Sector Enterprises; and
 - d. to procurement in Public Private Partnership projects receiving financial support from the Government or public sector enterprises/ undertakings.
 - e. Union Territories, National Capital Territory of Delhi and all agencies/ undertakings thereof

Definitions

6. "Bidder" for the purpose of this Order (including the term 'tenderer', 'consultant' 'vendor' or 'service provider' in certain contexts) means any person or firm or company, including any member of a consortium or joint venture (that is an association of several persons, or firms or companies). every artificial juridical person not falling in any of the descriptions of bidders stated hereinbefore, including any agency, branch or office controlled by such person, participating in a procurement process.
7. "Tender" for the purpose of this Order will include other forms of procurement, except where the context requires otherwise.
8. "Bidder from a country which shares a land border with India" for the purpose of this Order means

- a) An entity incorporated, established or registered in such a country; or
- b) A subsidiary of an entity incorporated, established or registered in such a country; or
- c) An entity substantially controlled through entities incorporated, established or registered in such a country; or
- d) An entity whose *beneficial owner* is situated in such a country; or
- e) An Indian (or other) agent of such an entity; or
- f) A natural person who is a citizen of such a country; or
- g) A consortium or joint venture where any member of the consortium or joint venture falls under any of the above

9. "Beneficial owner" for the purpose of paragraph 8 above will be as under:

- (i) In case of a company or Limited Liability Partnership, the beneficial owner is the natural person(s), who, whether acting alone or together, or through one or more juridical person(s), has a controlling ownership interest or who exercises control through other means.

Explanation—

- a. "Controlling ownership interest" means ownership of, or entitlement to, more than twenty-five per cent of shares or capital or profits of the company;
- b. "Control" shall include the right to appoint the majority of the directors or to control the management or policy decisions, including by virtue of their shareholding or management rights or shareholders agreements or voting agreements;

- (ii) In case of a partnership firm, the beneficial owner is the natural person(s) who, whether acting alone or together, or through one or more juridical person, has ownership of entitlement to more than fifteen percent of capital or profits of the partnership;

- (iii) In case of an unincorporated association or body of individuals, the beneficial owner is the natural person(s), who, whether acting alone or together, or through one or more juridical person, has ownership of or entitlement to more than fifteen percent of the property or capital or profits of such association or body of individuals;

- (iv) Where no natural person is identified under (i) or (ii) or (iii) above, the beneficial owner is the relevant natural person who holds the position of senior managing official;

4/12

(v) In case of a trust, the identification of beneficial owner(s) shall include identification of the author of the trust, the trustee, the beneficiaries with fifteen percent or more interest in the trust and any other natural person exercising ultimate effective control over the trust through a chain of control or ownership.

10. "Agent" for the purpose of this Order is a person employed to do any act for another, or to represent another in dealings with third persons.

Sub-contracting in works contracts

11. In works contracts, including turnkey contracts, contractors shall not be allowed to sub-contract works to any contractor from a country which shares a land border with India unless such contractor is registered with the Competent Authority. The definition of "contractor from a country which shares a land border with India" shall be as in paragraph 8 above. This shall not apply to sub-contracts already awarded on or before the date of this Order.

Certificate regarding compliance

12. A certificate shall be taken from bidders in the tender documents regarding their compliance with this Order. If such certificate given by a bidder whose bid is accepted is found to be false, this would be a ground for immediate termination and further legal action in accordance with law.

Validity of registration

13. In respect of tenders, registration should be valid at the time of submission of bids and at the time of acceptance of bids. In respect of supply otherwise than by tender, registration should be valid at the time of placement of order. If the bidder was validly registered at the time of acceptance / placement of order, registration shall not be a relevant consideration during contract execution.


Government E-Marketplace

14. The Government E-Marketplace shall, as soon as possible, require all vendors/ bidders registered with GeM to give a certificate regarding compliance with this Order, and after the date fixed by it, shall remove non-compliant entities from GeM unless/ until they are registered in accordance with this Order.

5/12

Model Clauses/ Certificates

15. Model Clauses and Model Certificates which may be inserted in tenders / obtained from Bidders are enclosed as **Annex III**. While adhering to the substance of the Order, procuring entities are free to appropriately modify the wording of these clauses based on their past experience, local needs etc. without making any reference to this Department.


(Sanjay Prasad)
Joint Secretary (PPD)
Email ID: js.pfc2.doe@gov.in
Telephone: 011-23093882

To

- (1) Secretaries of All Ministries/ Departments of Government of India for information and necessary action. They are also requested to inform these provisions to all procuring entities.
- (2) Secretary, Department of Public Enterprises with a request to immediately reiterate these orders in respect of Public Enterprises.
- (3) Secretary DPIIT with a request to initiate action as provided under Annex I
- (4) Chief Secretaries/ Administrators of Union Territories/ National Capital Territory of Delhi

6/12

Annex I: Competent Authority and Procedure for Registration

- A. The Competent Authority for the purpose of registration under this Order shall be the Registration Committee constituted by the Department for Promotion of Industry and Internal Trade (DPIIT)*.
- B. The Registration Committee shall have the following members*:
- i. An officer, not below the rank of Joint Secretary, designated for this purpose by DPIIT, who shall be the Chairman;
 - ii. Officers (ordinarily not below the rank of Joint Secretary) representing the Ministry of Home Affairs, Ministry of External Affairs, and of those Departments whose sectors are covered by applications under consideration;
 - iii. Any other officer whose presence is deemed necessary by the Chairman of the Committee.
- C. DPIIT shall lay down the method of application, format etc. for such bidders as stated in para 1 of this Order.
- D. On receipt of an application seeking registration from a bidder from a country covered by para 1 of this Order, the Competent Authority shall first seek political and security clearances from the Ministry of External Affairs and Ministry of Home Affairs, as per guidelines issued from time to time. Registration shall not be given unless political and security clearance have both been received.
- E. The Ministry of External Affairs and Ministry of Home Affairs may issue guidelines for internal use regarding the procedure for scrutiny of such applications by them.
- F. The decision of the Competent Authority, to register such bidder may be for all kinds of tenders or for a specified type(s) of goods or services, and may be for a specified or unspecified duration of time, as deemed fit. The decision of the Competent Authority shall be final.
- G. Registration shall not be granted unless the representatives of the Ministries of Home Affairs and External Affairs on the Committee concur*.
- H. Registration granted by the Competent Authority of the Government of India shall be valid not only for procurement by Central Government and its agencies/ public enterprises etc. but also for procurement by State Governments and their agencies/ public enterprises etc. No fresh registration at the State level shall be required.

7/12

- I. The Competent Authority is empowered to cancel the registration already granted if it determines that there is sufficient cause. Such cancellation by itself, however, will not affect the execution of contracts already awarded. Pending cancellation, it may also suspend the registration of a bidder, and the bidder shall not be eligible to bid in any further tenders during the period of suspension.
- J. For national security reasons, the Competent Authority shall not be required to give reasons for rejection / cancellation of registration of a bidder.
- K. In transitional cases falling under para 3 of this Order, where it is felt that it will not be practicable to exclude bidders from a country which shares a land border with India, a reference seeking permission to consider such bidders shall be made by the procuring entity to the Competent Authority, giving full information and detailed reasons. The Competent Authority shall decide whether such bidders may be considered, and if so shall follow the procedure laid down in the above paras.
- L. Periodic reports on the acceptance/ refusal of registration during the preceding period may be required to be sent to the Cabinet Secretariat. Details will be issued separately in due course by DPIIT.

[*Note:

- i. In respect of application of this Order to procurement by/ under State Governments, all functions assigned to DPIIT shall be carried out by the State Government concerned through a specific department or authority designated by it. The composition of the Registration Committee shall be as decided by the State Government and paragraph G above shall not apply. However, the requirement of **political and security clearance as per para D shall remain and no registration shall be granted without such clearance.**
- ii. Registration granted by State Governments shall be valid only for procurement by the State Government and its agencies/ public enterprises etc. and shall not be valid for procurement in other states or by the Government of India and their agencies/ public enterprises etc.]

8/12

Annex II: Special Cases

- A. Till 31st December 2020, procurement of medical supplies directly related to containment of the Covid-19 pandemic shall be exempt from the provisions of this Order.
- B. *Bona fide* procurements made through GeM without knowing the country of the bidder till the date fixed by GeM for this purpose, shall not be invalidated by this Order.
- C. *Bona fide* small procurements, made without knowing the country of the bidder, shall not be invalidated by this Order.
- D. In projects which receive international funding with the approval of the Department of Economic Affairs (DEA), Ministry of Finance, the procurement guidelines applicable to the project shall normally be followed, notwithstanding anything contained in this Order and without reference to the Competent Authority. Exceptions to this shall be decided in consultation with DEA.
- E. This Order shall not apply to procurement by Indian missions and by offices of government agencies/ undertakings located outside India.

9/12

Annex III

Model Clause /Certificate to be inserted in tenders etc.

(While adhering to the substance of the Order, procuring entities and GeM are free to appropriately modify the wording of the clause/ certificate based on their past experience, local needs etc.)

Model Clauses for Tenders

- I. Any bidder from a country which shares a land border with India will be eligible to bid in this tender only if the bidder is registered with the Competent Authority.
- II. "Bidder" (including the term 'tenderer', 'consultant' or 'service provider' in certain contexts) means any person or firm or company, including any member of a consortium or joint venture (that is an association of several persons, or firms or companies), every artificial juridical person not falling in any of the descriptions of bidders stated hereinbefore, including any agency branch or office controlled by such person, participating in a procurement process.
- III. "Bidder from a country which shares a land border with India" for the purpose of this Order means: -
 - a. An entity incorporated, established or registered in such a country; or
 - b. A subsidiary of an entity incorporated, established or registered in such a country; or
 - c. An entity substantially controlled through entities incorporated, established or registered in such a country; or
 - d. An entity whose *beneficial owner* is situated in such a country; or
 - e. An Indian (or other) agent of such an entity; or
 - f. A natural person who is a citizen of such a country; or
 - g. A consortium or joint venture where any member of the consortium or joint venture falls under any of the above
- IV. The *beneficial owner* for the purpose of (iii) above will be as under:
 1. In case of a company or Limited Liability Partnership, the beneficial owner is the natural person(s), who, whether acting alone or together, or through one or more juridical person, has a controlling ownership interest or who exercises control through other means.

Explanation—

 - a. "Controlling ownership interest" means ownership of or entitlement to more than twenty-five per cent. of shares or capital or profits of the company;

10/12

- b. "Control" shall include the right to appoint majority of the directors or to control the management or policy decisions including by virtue of their shareholding or management rights or shareholders agreements or voting agreements;
2. In case of a partnership firm, the beneficial owner is the natural person(s) who, whether acting alone or together, or through one or more juridical person, has ownership of entitlement to more than fifteen percent of capital or profits of the partnership;
 3. In case of an unincorporated association or body of individuals, the beneficial owner is the natural person(s), who, whether acting alone or together, or through one or more juridical person, has ownership of or entitlement to more than fifteen percent of the property or capital or profits of such association or body of individuals;
 4. Where no natural person is identified under (1) or (2) or (3) above, the beneficial owner is the relevant natural person who holds the position of senior managing official;
 5. In case of a trust, the identification of beneficial owner(s) shall include identification of the author of the trust, the trustee, the beneficiaries with fifteen percent or more interest in the trust and any other natural person exercising ultimate effective control over the trust through a chain of control or ownership.
- V. An Agent is a person employed to do any act for another, or to represent another in dealings with third person.
- VI. *[To be inserted in tenders for Works contracts, including Turnkey contracts]* The successful bidder shall not be allowed to sub-contract works to any contractor from a country which shares a land border with India unless such contractor is registered with the Competent Authority.

Model Certificate for Tenders (for transitional cases as stated in para 3 of this Order)

"I have read the clause regarding restrictions on procurement from a bidder of a country which shares a land border with India; I hereby certify that this bidder is not from such a country and is eligible to be considered."

Model Certificate for Tenders

"I have read the clause regarding restrictions on procurement from a bidder of a country which shares a land border with India; I certify that this bidder is not from such a country or, if from such a country, has been registered with the

11/12

Competent Authority. I hereby certify that this bidder fulfills all requirements in this regard and is eligible to be considered. [Where applicable, evidence of valid registration by the Competent Authority shall be attached.]"

Model Certificate for Tenders for Works involving possibility of sub-contracting

"I have read the clause regarding restrictions on procurement from a bidder of a country which shares a land border with India and on sub-contracting to contractors from such countries; I certify that this bidder is not from such a country or, if from such a country, has been registered with the Competent Authority and will not sub-contract any work to a contractor from such countries unless such contractor is registered with the Competent Authority. I hereby certify that this bidder fulfills all requirements in this regard and is eligible to be considered. [Where applicable, evidence of valid registration by the Competent Authority shall be attached.]"

Model Certificate for GeM:

"I have read the clause regarding restrictions on procurement from a bidder of a country which shares a land border with India; I certify that this vendor/ bidder is not from such a country or, if from such a country, has been registered with the Competent Authority. I hereby certify that this vendor/ bidder fulfills all requirements in this regard and is eligible to be considered for procurement on GeM. [Where applicable, evidence of valid registration by the Competent Authority shall be attached.]"

12/12

F.No.6/18/2019-PPD
Ministry of Finance
Department of Expenditure
Public Procurement Division

161, North Block
New Delhi
23rd July, 2020


Order (Public Procurement No. 2)

Subject: Exclusion from restrictions under Rule 144 (xi) of the General Financial Rules (GFRs), 2017 –regarding.

In Order (Public Procurement No. 1) dated 23rd July 2020, orders have been issued requiring registration of bidders from a country sharing a land border with India in order to be eligible to bid in public procurement.

2. Notwithstanding anything contained therein, it is hereby clarified that the said Order will not apply to bidders from those countries (even if sharing a land border with India) to which the Government of India has extended lines of credit or in which the Government of India is engaged in development projects.

3. Updated lists of countries to which lines of credit have been extended or in which development projects are undertaken are given in the website of the Ministry of External Affairs.


(Sanjay Prasad)
Joint Secretary (PPD)
Email ID: js.pfc2.doe@gov.in
Telephone: 011-23093882

To,

- (1) Secretaries of All Ministries/ Departments of Government of India for information and necessary action. They are also requested to inform these provisions to all procuring entities.
- (2) Secretary, Department of Public Enterprises with a request to immediately reiterate these orders in respect of Public Enterprises.
- (3) Chief Secretaries/ Administrators of Union Territories/ National Capital Territory of Delhi

F.No.6/18/2019-PPD
Ministry of Finance
Department of Expenditure
Public Procurement Division

161, North Block,
New Delhi
24th July, 2020

Order (Public Procurement No. 3)

Subject: Clarification to Order (Public Procurement No.1) dated 23rd July 2020

Attention is invited to paragraph 3(b) of the Order (Public Procurement No.1), under the heading "Transitional provisions" which reads as follows:

- b) *If the tendering process has crossed the first exclusionary qualificatory stage: If the qualified bidders include bidders from such countries, the entire process shall be scrapped and initiated *de novo*. The *de novo* process shall adhere to the conditions prescribed in this Order.*

It is hereby clarified that for the purpose of paragraph 3 (b), "qualified bidders" means only those bidders who would otherwise have been qualified for award of the tender after considering all factors including price, if Order (Public Procurement No. 1) dated 23rd July 2020 had not been issued.

2. If bidders from such countries would not have qualified for award for reasons unconnected with the said Order (for example, because they do not meet tender criteria or their price bid is higher or because of the provisions of purchase preference under any other order or rule or any other reason) then there is no need to scrap the tender / start the process de novo.

3. The following examples are given to assist in implementation of the Order.


Example 1: Four bids are received in a tender. One of them is from a country which shares a land border with India. The bidder from such country is found to be qualified technically by meeting all prescribed criteria and is also the lowest bidder. In this case, the bidder is qualified for award of the tender, except for the provisions of the Order (Public Procurement No. 1) dated 23rd July. In this case, the tender should be scrapped and fresh tender initiated.

Example 2: The facts are as in Example 1, but the bidder from such country, though technically qualified is not the lowest because there are other technically qualified bidders whose price is lower. Hence the bidder from such country would not be

qualified for award of the tender irrespective of the Order (Public Procurement No. 1) dated 23rd July 2020. In such a case, there is no need to scrap the tender.

Example 3: The facts are as in Example 1, but the bidder from a country which shares a land border with India, though technically qualified, is not eligible for award due to the application of price preference as per other orders/ rules. In such a case, there is no need to scrap the tender.

Example 4: Three bids are received in a tender. One of them is a bidder from a country sharing a land border with India. The bidder from such a country does not meet the technical requirements and hence is not qualified. There is no need to scrap the tender.


(Sanjay Prasad)
Joint Secretary (PPD)
Email ID: js.pfc2.doe@gov.in
Telephone: 011-23093882

To,

- (1) Secretaries of All Ministries/ Departments of Government of India for information and necessary action. They are also requested to inform the clarification to all procuring entities.
- (2) Secretary, Department of Public Enterprises with a request to immediately circulate this clarification among Public Enterprises.
- (3) Chief Secretaries/ Administrators of Union Territories/ National Capital Territory of Delhi



English 

Home > [List of Countries to which LoC has been extended w.r.t. Order \(Public Procurement no.2\) 23 July 2020](#)

List of Countries to which LoC has been extended w.r.t. Order (Public Procurement no. 2) dated 23 July 2020

Sr. No.	Country
South Asia (4 countries)	
1	Bangladesh
2	Maldives
3	Nepal
4	Sri Lanka
South East Asia (4 countries)	
5	Cambodia
6	Lao PDR
7	Myanmar
8	Vietnam
Asia (3 countries)	
9	Mongolia

10	Iran
11	Syria
Russia and CIS (3 countries)	
12	Belarus
13	Russia
14	Uzbekistan
Africa (41 countries)	
15	Angola
16	Benin
17	Burkina Faso
18	Burundi
19	Cameroon
20	Central African Republic
21	Chad
22	Comoros
23	Cote d'Ivoire
24	D.R.Congo
25	Djibouti
26	Eritrea
27	Eswatini (Swaziland)
28	Ethiopia
29	Gabon
30	Gambia
31	Ghana

32	Guinea
33	Guinea Bissau
34	Kenya
35	Lesotho
36	Liberia
37	Madagascar
38	Malawi
39	Mali
	Mali & Senegal (combined LOC)
40	Mauritania
41	Mauritius
42	Mozambique
43	Niger
44	Nigeria
45	R. Congo
46	Rwanda
47	Senegal
48	Seychelles
49	Sierra Leone
50	Sudan
51	Tanzania
52	Togo
53	Uganda

54	Zambia
55	Zimbabwe
	Ecogas Bank of Investment and Development (EBID)
56	Bolivia
57	Cuba
58	Guyana
59	Honduras
60	Jamaica
61	Nicaragua
62	Suriname
Pacific Island countries (2 countries)	
63	Fiji Islands
64	Papua New Guinea
Total (64 countries) US \$ 30.595 billion	










[Terms & Conditions](#) [Privacy Policy](#) [Copyright Policy](#) [Hyperlinking Policy](#) [Accessibility Statement](#) [Help](#)

© Content Owned by Ministry of External Affairs, Government of India.

Visitors: 158053685 , Page last updated on: 24/7/2020

Working hours at Headquarters 9:00 A.M. To 5:30 P.M.

 Sitemap |
  Contact |
  Feedback |
 Intranet
 |
  Media Login
 |
  Skip to main content |
  Screen Reader Access
 |
 A- A A+
 



Ministry of External Affairs
 Government of India



English 

Home > [List of Countries in Which Development Grant Projects](#)

List of countries in which development grant projects are undertaken w.r.t. Order (Public Procurement No. 2) dated 23 July 2020

Sr. No.	Country
1	Afghanistan
2	Antigua & Barbuda
3	Argentina
4	Armenia
5	Azerbaijan
6	Bangladesh
7	Barbados
8	Belize
9	Benin
10	Bhutan
11	Bolivia
12	Botswana

13	Burkina Faso
14	Burundi
15	Cambodia
16	Cameroon
17	Cape Verde
18	Central African Republic
19	Chad
20	Commonwealth of Dominica
21	Comoros
22	Cook Islands
23	Costa Rica
24	Cote d'Ivoire
25	Democratic Republic of the Congo
26	Djibouti
27	Ecuador
28	Egypt
29	Equatorial Guinea
30	Eritrea
31	Ethiopia
32	Federated States of Micronesia
33	Fiji Islands
34	Gabon
35	Gambia
36	Ghana

37	Grenada
38	Guinea
39	Guinea-Bissau
40	Guyana
41	Haiti
42	Jamaica
43	Jordan
44	Kazakhstan
45	Kenya
46	Kingdom of Lesotho
47	Kiribati
48	Kyrgyzstan
49	Lao PDR
50	Lebanon
51	Liberia
52	Libya
53	Madagascar
54	Malawi
55	Maldives
56	Mali
57	Marshall Islands
58	Mauritania
59	Mauritius
60	Mongolia

61	Morocco
62	Mozambique
63	Myanmar
64	Namibia
65	Nauru
66	Nepal
67	Niger
68	Nigeria
69	Niue
70	Palau
71	Palestine
72	Panama
73	Papua New Guinea
74	Peru
75	Republic of Congo
76	Rwanda
77	Saint Kitts & Nevis
78	Saint Lucia
79	Saint Vincent & the Grenadines
80	Samoa
81	Sao Tome and Principe
82	Senegal
83	Seychelles
84	Sierra Leone

85	Solomon Islands
86	Somalia
87	South Africa
88	South Sudan
89	Sri Lanka
90	Sudan
91	Suriname
92	Swaziland
93	Syria
94	Tajikistan
95	Tanzania
96	The Bahamas
97	The Commonwealth of Dominica
98	Timor Leste
99	Togo
100	Tonga
101	Trinidad & Tobago
102	Turkmenistan
103	Tuvalu
104	Uganda
105	Ukraine
106	Uzbekistan
107	Vanuatu
108	Vietnam

109	Zambia
110	Zimbabwe



[Terms & Conditions](#) [Privacy Policy](#) [Copyright Policy](#) [Hyperlinking Policy](#) [Accessibility Statement](#) [Help](#)

© Content Owned by Ministry of External Affairs, Government of India.

Visitors: 158053657 , Page last updated on: 24/7/2020

Working hours at Headquarters 9:00 A.M. To 5:30 P.M.

डॉ. गुरुप्रसाद महापात्र
DR. GURUPRASAD MOHAPATRA
सचिव
Secretary



भारत सरकार
उद्योग संवर्धन और आंतरिक व्यापार विभाग
वाणिज्य एवं उद्योग मंत्रालय
उद्योग भवन, नई दिल्ली-110 011
Government of India
Deptt. for Promotion of Industry and Internal Trade
Ministry of Commerce & Industry
Udyog Bhawan, New Delhi-110 011
Tel. : 23061815, 23061667 Fax : 23061598
E-mail : secy-ipp@nic.in
08th June, 2020



Dear Secretary,

I am writing this regarding recent changes in Public Procurement (Preference to Make in India) Order, 2017 (PPP-MII Order, 2017) of DPIIT.

2. As you are aware, DPIIT issued PPP-MII Order, 2017 to promote procurement of made in India goods/works/services by central government procuring entities by providing purchase preference to local manufactured items in public procurement and other related measures.

3. Recently, Government of India has taken fresh initiative for "Atmanirbhar Bharat" and as a part of it Hon'ble Finance Minister announced on 12.05.2020 that no global tender shall be issued for procurement for less than Rs. 200 crore. Accordingly, as a major policy initiative, PPP-MII Order, 2017 has been amended to provide that only items with minimum 20% domestic value addition/local content can participate in public procurement unless global bid are invited. Also, items with more than 50% local content will get purchase preference over other items. A copy of the Order as amended on 04.06.2020 is enclosed for your ready reference.

4. I request you to kindly advise all procuring entities, including CPSUs/CPSEs/Autonomous Bodies, under administrative control of your Ministry/Department to comply with the revised Order. It is also requested to direct all procuring entities to interact with industry associations regarding the proposed changes, share their procurement projection with industry, and advise industry to gear up their capacities/ capabilities to meet projected public procurement demand in accordance with Hon'ble Prime Minister vision of "Atmanirbhar Bharat".

With regards,

Adv. Secy

Yours sincerely,

(Guruprasad Mohapatra)

Encl: as above.

Cap 10.6.2020

All Secretaries to the Govt. of India
As per list attached.

K. Mishra
11.6.20

AD(AS)

S
ASCRAT

No. P-45021/2/2017-PP (BE-II)
Government of India
Ministry of Commerce and Industry
Department for Promotion of Industry and Internal Trade
(Public Procurement Section)

Udyog Bhawan, New Delhi
Dated: 04th June, 2020

To

All Central Ministries/Departments/CPSUs/All concerned

ORDER

Subject: Public Procurement (Preference to Make in India), Order 2017– Revision; regarding.

Department for Promotion of Industry and Internal Trade, in partial modification [Paras 2, 3, 5, 9(a), 9(b) and 10(b) modified and Para 3A added] of Order No.P-45021/2/2017-B.E.-II dated 15.6.2017 as amended by Order No.P-45021/2/2017-B.E.-II dated 28.05.2018 and Order No.P-45021/2/2017-B.E.-II dated 29.05.2019, hereby issues the revised 'Public Procurement (Preference to Make in India), Order 2017' dated 04.06.2020 effective with immediate effect.

Whereas it is the policy of the Government of India to encourage 'Make in India' and promote manufacturing and production of goods and services in India with a view to enhancing income and employment, and

Whereas procurement by the Government is substantial in amount and can contribute towards this policy objective, and

Whereas local content can be increased through partnerships, cooperation with local companies, establishing production units in India or Joint Ventures (JV) with Indian suppliers, increasing the participation of local employees in services and training them,

Now therefore the following Order is issued:

1. This Order is issued pursuant to Rule 153 (iii) of the General Financial Rules 2017.
2. **Definitions:** For the purposes of this Order:

'Local content' means the amount of value added in India which shall, unless otherwise prescribed by the Nodal Ministry, be the total value of the item procured (excluding net domestic indirect taxes) minus the value of imported content in the item (including all customs duties) as a proportion of the total value, in percent.

'Class-I local supplier' means a supplier or service provider, whose goods, services or works offered for procurement, has local content equal to or more than 50%, as defined under this Order.

'Class-II local supplier' means a supplier or service provider, whose goods, services or works offered for procurement, has local content more than 20% but less than 50%, as defined under this Order.

.....Contd. p/2

'Non - Local supplier' means a supplier or service provider, whose goods, services or works offered for procurement, has local content less than or equal to 20%, as defined under this Order.

'L1' means the lowest tender or lowest bid or the lowest quotation received in a tender, bidding process or other procurement solicitation as adjudged in the evaluation process as per the tender or other procurement solicitation.

'Margin of purchase preference' means the maximum extent to which the price quoted by a "Class-I local supplier" may be above the L1 for the purpose of purchase preference.

'Nodal Ministry' means the Ministry or Department identified pursuant to this order in respect of a particular item of goods or services or works.

'Procuring entity' means a Ministry or department or attached or subordinate office of, or autonomous body controlled by, the Government of India and includes Government companies as defined in the Companies Act.

'Works' means all works as per Rule 130 of GFR- 2017, and will also include 'turnkey works'.

3. Eligibility of 'Class-I local supplier'/ 'Class-II local supplier'/ 'Non-local suppliers' for different types of procurement

(a) In procurement of all goods, services or works in respect of which the Nodal Ministry / Department has communicated that there is sufficient local capacity and local competition, only 'Class-I local supplier', as defined under the Order, shall be eligible to bid irrespective of purchase value.

(b) In procurement of all goods, services or works, not covered by sub-para 3(a) above, and with estimated value of purchases less than Rs. 200 Crore, in accordance with Rule 161(iv) of GFR, 2017, Global tender enquiry shall not be issued except with the approval of competent authority as designated by Department of Expenditure. Only 'Class-I local supplier' and 'Class-II local supplier', as defined under the Order, shall be eligible to bid in procurements undertaken by procuring entities, except when Global tender enquiry has been issued. In global tender enquiries, 'Non-local suppliers' shall also be eligible to bid along with 'Class-I local suppliers' and 'Class-II local suppliers'.

(c) For the purpose of this Order, works includes Engineering, Procurement and Construction (EPC) contracts and services include System Integrator (SI) contracts.

3A. Purchase Preference

(a) Subject to the provisions of this Order and to any specific instructions issued by the Nodal Ministry or in pursuance of this Order, purchase preference shall be given to 'Class-I local supplier' in procurements undertaken by procuring entities in the manner specified here under.

.....Contd. p/3

(b) In the procurements of goods or works, which are covered by para 3(b) above and which are divisible in nature, the 'Class-I local supplier' shall get purchase preference over 'Class-II local supplier' as well as 'Non-local supplier', as per following procedure:

- i. Among all qualified bids, the lowest bid will be termed as L1. If L1 is 'Class-I local supplier', the contract for full quantity will be awarded to L1.
- ii. If L1 bid is not a 'Class-I local supplier', 50% of the order quantity shall be awarded to L1. Thereafter, the lowest bidder among the 'Class-I local supplier' will be invited to match the L1 price for the remaining 50% quantity subject to the Class-I local supplier's quoted price falling within the margin of purchase preference, and contract for that quantity shall be awarded to such 'Class-I local supplier' subject to matching the L1 price. In case such lowest eligible 'Class-I local supplier' fails to match the L1 price or accepts less than the offered quantity, the next higher 'Class-I local supplier' within the margin of purchase preference shall be invited to match the L1 price for remaining quantity and so on, and contract shall be awarded accordingly. In case some quantity is still left uncovered on Class-I local suppliers, then such balance quantity may also be ordered on the L1 bidder.

(c) In the procurements of goods or works, which are covered by para 3(b) above and which are not divisible in nature, and in procurement of services where the bid is evaluated on price alone, the 'Class-I local supplier' shall get purchase preference over 'Class-II local supplier' as well as 'Non-local supplier', as per following procedure:

- i. Among all qualified bids, the lowest bid will be termed as L1. If L1 is 'Class-I local supplier', the contract will be awarded to L1.
- ii. If L1 is not 'Class-I local supplier', the lowest bidder among the 'Class-I local supplier', will be invited to match the L1 price subject to Class-I local supplier's quoted price falling within the margin of purchase preference, and the contract shall be awarded to such 'Class-I local supplier' subject to matching the L1 price.
- iii. In case such lowest eligible 'Class-I local supplier' fails to match the L1 price, the 'Class-I local supplier' with the next higher bid within the margin of purchase preference shall be invited to match the L1 price and so on and contract shall be awarded accordingly. In case none of the 'Class-I local supplier' within the margin of purchase preference matches the L1 price, the contract may be awarded to the L1 bidder.

(d) "Class-II local supplier" will not get purchase preference in any procurement, undertaken by procuring entities.

.....Contd. p/4

4. **Exemption of small purchases:** Notwithstanding anything contained in paragraph 3, procurements where the estimated value to be procured is less than Rs. 5 lakhs shall be exempt from this Order. However, it shall be ensured by procuring entities that procurement is not split for the purpose of avoiding the provisions of this Order.
5. **Minimum local content:** The local content requirement to categorize a supplier as 'Class-I local supplier'/ 'Class-II local supplier'/ 'Non-local supplier' shall be as defined in the Para "2" of the Order. No change is permissible on this account. However, if any nodal Ministry/ Department finds that for any particular item, pertaining to their nodal ministry/department, the definition of Local Content, as defined in the Order, is not workable/ has limitations, it may notify alternate suitable mechanism for calculation of local content for that particular item.
6. **Margin of Purchase Preference:** The margin of purchase preference shall be 20%.
7. **Requirement for specification in advance:** The minimum local content, the margin of purchase preference and the procedure for preference to Make in India shall be specified in the notice inviting tenders or other form of procurement solicitation and shall not be varied during a particular procurement transaction.
8. **Government E-marketplace:** In respect of procurement through the Government E-marketplace (GeM) shall, as far as possible, specifically mark the items which meet the minimum local content while registering the item for display, and shall, wherever feasible, make provision for automated comparison with purchase preference and without purchase preference and for obtaining consent of the local supplier in those cases where purchase preference is to be exercised.
9. **Verification of local content:**
 - a. The 'Class-I local supplier'/ 'Class-II local supplier' at the time of tender, bidding or solicitation shall be required to indicate percentage of local content and provide self-certification that the item offered meets the local content requirement for 'Class-I local supplier'/ 'Class-II local supplier', as the case may be. They shall also give details of the location(s) at which the local value addition is made.
 - b. In cases of procurement for a value in excess of Rs. 10 crores, the 'Class-I local supplier'/ 'Class-II local supplier' shall be required to provide a certificate from the statutory auditor or cost auditor of the company (in the case of companies) or from a practicing cost accountant or practicing chartered accountant (in respect of suppliers other than companies) giving the percentage of local content.
 - c. Decisions on complaints relating to implementation of this Order shall be taken by the competent authority which is empowered to look into procurement-related complaints relating to the procuring entity.

- d. Nodal Ministries may constitute committees with internal and external experts for independent verification of self-declarations and auditor's/ accountant's certificates on random basis and in the case of complaints.
- e. Nodal Ministries and procuring entities may prescribe fees for such complaints.
- f. False declarations will be in breach of the Code of Integrity under Rule 175(1)(i)(h) of the General Financial Rules for which a bidder or its successors can be debarred for up to two years as per Rule 151 (iii) of the General Financial Rules along with such other actions as may be permissible under law.
- g. A supplier who has been debarred by any procuring entity for violation of this Order shall not be eligible for preference under this Order for procurement by any other procuring entity for the duration of the debarment. The debarment for such other procuring entities shall take effect prospectively from the date on which it comes to the notice of other procurement entities, in the manner prescribed under paragraph 9h below.
- h. The Department of Expenditure shall issue suitable instructions for the effective and smooth operation of this process, so that:
 - i. The fact and duration of debarment for violation of this Order by any procuring entity are promptly brought to the notice of the Member-Convenor of the Standing Committee and the Department of Expenditure through the concerned Ministry /Department or in some other manner;
 - ii. on a periodical basis such cases are consolidated and a centralized list or decentralized lists of such suppliers with the period of debarment is maintained and displayed on website(s);
 - iii. in respect of procuring entities other than the one which has carried out the debarment, the debarment takes effect prospectively from the date of uploading on the website(s) in the such a manner that ongoing procurements are not disrupted.

10. Specifications in Tenders and other procurement solicitations:

- a. Every procuring entity shall ensure that the eligibility conditions in respect of previous experience fixed in any tender or solicitation do not require proof of supply in other countries or proof of exports.
- b. Procuring entities shall endeavour to see that eligibility conditions, including on matters like turnover, production capability and financial strength do not result in unreasonable exclusion of 'Class-I local supplier'/ 'Class-II local supplier' who would otherwise be eligible, beyond what is essential for ensuring quality or creditworthiness of the supplier.
- c. Procuring entities shall, within 2 months of the issue of this Order review all existing eligibility norms and conditions with reference to sub-paragraphs 'a' and 'b' above.

- d. If a Nodal Ministry is satisfied that Indian suppliers of an item are not allowed to participate and/ or compete in procurement by any foreign government, it may, if it deems appropriate, restrict or exclude bidders from that country from eligibility for procurement of that item and/ or other items relating to that Nodal Ministry. A copy of every instruction or decision taken in this regard shall be sent to the Chairman of the Standing Committee.
- e. For the purpose of sub-paragraph 10 d above, a supplier or bidder shall be considered to be from a country if (i) the entity is incorporated in that country, or ii) a majority of its shareholding or effective control of the entity is exercised from that country; or (iii) more than 50% of the value of the item being supplied has been added in that country. Indian suppliers shall mean those entities which meet any of these tests with respect to India."

✓ **10A. Action for non-compliance of the Provisions of the Order:** In case restrictive or discriminatory conditions against domestic suppliers are included in bid documents, an inquiry shall be conducted by the Administrative Department undertaking the procurement (including procurement by any entity under its administrative control) to fix responsibility for the same. Thereafter, appropriate action, administrative or otherwise, shall be taken against erring officials of procurement entities under relevant provisions. Intimation on all such actions shall be sent to the Standing Committee.

11. Assessment of supply base by Nodal Ministries: The Nodal Ministry shall keep in view the domestic manufacturing / supply base and assess the available capacity and the extent of local competition while identifying items and prescribing minimum local content or the manner of its calculation, with a view to avoiding cost increase from the operation of this Order.

12. Increase in minimum local content: The Nodal Ministry may annually review the local content requirements with a view to increasing them, subject to availability of sufficient local competition with adequate quality.

13. Manufacture under license/ technology collaboration agreements with phased indigenization: While notifying the minimum local content, Nodal Ministries may make special provisions for exempting suppliers from meeting the stipulated local content if the product is being manufactured in India under a license from a foreign manufacturer who holds intellectual property rights and where there is a technology collaboration agreement / transfer of technology agreement for indigenous manufacture of a product developed abroad with clear phasing of increase in local content.

14. Powers to grant exemption and to reduce minimum local content: The administrative Department undertaking the procurement (including procurement by any entity under its administrative control), with the approval of their Minister-in-charge, may by written order, for reasons to be recorded in writing,

- a. reduce the minimum local content below the prescribed level; or
- b. reduce the margin of purchase preference below 20%; or

.....Contd. p/7

- c. exempt any particular item or supplying entities from the operation of this Order or any part of the Order.


A copy of every such order shall be provided to the Standing Committee and concerned Nodal Ministry / Department. The Nodal Ministry / Department concerned will continue to have the power to vary its notification on Minimum Local Content.

15. **Directions to Government companies:** In respect of Government companies and other procuring entities not governed by the General Financial Rules, the administrative Ministry or Department shall issue policy directions requiring compliance with this Order.
16. **Standing Committee:** A standing committee is hereby constituted with the following membership:
 - Secretary, Department for Promotion of Industry and Internal Trade—Chairman
 - Secretary, Commerce—Member
 - Secretary, Ministry of Electronics and Information Technology—Member
 - Joint Secretary (Public Procurement), Department of Expenditure—Member
 - Joint Secretary (DPIIT)—Member-Convenor

The Secretary of the Department concerned with a particular item shall be a member in respect of issues relating to such item. The Chairman of the Committee may co-opt technical experts as relevant to any issue or class of issues under its consideration.

17. **Functions of the Standing Committee:** The Standing Committee shall meet as often as necessary, but not less than once in six months. The Committee
 - a. shall oversee the implementation of this order and issues arising therefrom, and make recommendations to Nodal Ministries and procuring entities.
 - b. shall annually assess and periodically monitor compliance with this Order
 - c. shall identify Nodal Ministries and the allocation of items among them for issue of notifications on minimum local content
 - d. may require furnishing of details or returns regarding compliance with this Order and related matters
 - e. may, during the annual review or otherwise, assess issues, if any, where it is felt that the manner of implementation of the order results in any restrictive practices, cartelization or increase in public expenditure and suggest remedial measures
 - f. may examine cases covered by paragraph 13 above relating to manufacture under license/ technology transfer agreements with a view to satisfying itself that adequate mechanisms exist for enforcement of such agreements and for attaining the underlying objective of progressive indigenization
 - g. may consider any other issue relating to this Order which may arise.
18. **Removal of difficulties:** Ministries /Departments and the Boards of Directors of Government companies may issue such clarifications and instructions as may be necessary for the removal of any difficulties arising in the implementation of this Order.

19. **Ministries having existing policies:** Where any Ministry or Department has its own policy for preference to local content approved by the Cabinet after 1st January 2015, such policies will prevail over the provisions of this Order. All other existing orders on preference to local content shall be reviewed by the Nodal Ministries and revised as needed to conform to this Order, within two months of the issue of this Order.
20. **Transitional provision:** This Order shall not apply to any tender or procurement for which notice inviting tender or other form of procurement solicitation has been issued before the issue of this Order.



(Rajesh Gupta)
Director

Tel: 23063211

rajesh.gupta66@gov.in

These Conditions shall be read and construed along with General Conditions of Contract (GCC) Rev. 07 dated 10.01.2020, to be enclosed along with the tender enquiry. In case of any conflict or inconsistency, the conditions given in SCC shall prevail over the GCC.

Sl No.	Title	Description
1.	Project Name	3 X 200 + 3 X 500 + 1 X 500 MW NTPC KORBA TPP STAGE I,II & III- FGD (LOT-3)
2.	Nature of project & Type of Bidding	NON-MEGA, Competitive Bidding
3.	Customer Order Ref No	CS-2100-109(3)-9-FCNOA-6843 dated 22.08.2019 CS-2100-109(3)-9-SCNOA-6844 dated 22.08.2019
4.	BHEL's Customer	NTPC
5.	NTPC KORBA GSTIN.	22AAACN0255D4Z5
6.	Customer Consultants	No consultant
7.	Consignee Address (Bill To)	For supply package: BHEL, Power Sector-Project Engineering Management, Power Project Engineering Institute, Plot No. 25, Sector-16A, Noida, Uttar Pradesh-201301. GSTIN: 09AAACB4146P2ZC For turnkey packages (where BHEL-PEM will issue only the LOA and Purchase Order shall be issued by BHEL-PSWR): Construction Manager, BHEL site office, 3 X 200 + 3 X 500 + 1 X 500 MW NTPC KORBA TPP STAGE I, II & III- FGD, DIST: KORBA, STATE: CHHATTISGARH, PIN code 495450 BHEL PSWR GSTIN No.- 22AAACB4146P1ZP
8.	Delivery Address (Ship To)	Construction Manager, BHEL site office, 3 X 200 + 3 X 500 + 1 X 500 MW NTPC KORBA TPP STAGE I, II & III- FGD, DIST: KORBA, STATE: CHHATTISGARH, PIN code 495450
9.	BHEL Site Office Address	Construction Manager, BHEL site office, 3 X 200 + 3 X 500 + 1 X 500 MW NTPC KORBA TPP STAGE I, II & III- FGD, DIST: KORBA, STATE: CHHATTISGARH, PIN code 495450
10.	Location of Plant	The plant is located in Korba district of Chhattisgarh at a distance of about 10 km from Korba town. Nearest railway station is Champa Railway Station about 37 Kms. from the project site. The nearest airport at Bilaspur is at a distance of about 110 Kms from project site.
11.	Mode of Dispatch	For indigenous supplies: By Road on door delivery and freight pre-paid basis. For imported supplies: On C&F basis.
12.	BHEL GSTIN Details	For supply packages: BHEL-PEM is registered in the State of Uttar Pradesh with GSTIN 09AAACB4146P2ZC For Turnkey packages: BHEL PSER BIHAR GSTIN No.- 22AAACB4146P1ZP
13.	Transit Insurance	In BHEL Scope. For each dispatch, vendor shall inform the following to the Underwriter under intimation to BHEL-PEM and BHEL Site office: (i) Policy No. (ii) Consignee Name. (iii) Consignment Details (items with their weights and value (in INR). (iv) Project Name and P.O. No. (v) LR No. and date, Dispatch origin and destination details, Invoice No.

Shubh
20/01/2020




Shubh
22/01/2020

		Vendors to intimate the underwriters quoting the insurance Policy No. as mentioned in PO.
14.	Dispatch intimation	Yes, in writing, not less than 30 (Thirty) days prior to date of shipment and dispatch details to be sent to: BHEL Site office (address as mentioned at Sl. No. 9) BHEL PEM Noida (address as mentioned in NIT for PO issued by PEM) BHEL PSWR Nagpur (For PO Issued by BHEL PSWR)
15.	Document required for Vendor's payment.	For claiming the payment, documents as mentioned in GCC rev 07 shall be submitted by vendor to BHEL. Packing List must comply to Clause No. 19.3 of General Commercial Terms & Conditions of GCC rev.07. Description of items in packing list shall be as per PO such that proper correlation between PO & packing list must be furnished. Soft copy of documents for claiming payment shall be submitted by vendor as advance copy.
16.	Buyer and Paying Authority	For packages where PEM will issue the Purchase Order: BHEL PEM will be the paying authority. For packages where BHEL-PEM will issue only the LOA and Purchase Order shall be issued by BHEL PSWR, 3 X 200 + 3 X 500 + 1 X 500 MW NTPC KORBA TPP STAGE I, II & III-FGD BHEL Site will be the paying Authority.
17.	Demurrage charges	Demurrage charges shall be paid by supplier/ vendor only to the transporter. No claim shall be acceptable to BHEL in this regard.
18.	Unloading, Storage & Movement of material at site	a.) By BHEL site office for supply packages. (where only supply is in vendor's scope) b.) By vendors for Turnkey (where Supply and E&C is in vendor's scope) Note: The Supplier shall furnish LR wise Gross Wt. of the consignment for the purpose of handling the consignment by BHEL Site Contractor. Please note that unloading of materials at Site shall sometimes may take 3-4 days. As such, transporters to be advised suitably before dispatch of materials in this regards. Also, no claim on a/c of delay in unloading before this period shall be entertained. Prior intimation as mentioned in sl. no. 14 above is solicited
19.	Concessional custom duty against Essentiality certificate (EC)	The project has been qualified through Project Import route. Accordingly, the benefits applicable to PI project would be granted for this project. In this regard applicable documents such as Essentiality certificate will be issued by NTPC (ultimate customer). Under this, Concessional rate of Customs Duty shall be applicable on the Import Contents of the supplier respectively. Based on the above EC, Customs Duty Benefits will be passed on to the vendor. The Bidder to indicate the Import contents i.e. list of the item, Currency of Import and Country of Import including CIF value in their offers. BHEL shall inform, the availability of CIF value for a particular package, if any, at the time of NIT. The benefits availed in Concessional Customs Duty must be passed on to BHEL in their offer. Vendor shall inform BHEL and provide the necessary documents to obtain required certificates from BHEL to avail exemption. Obtaining custom duty benefit in line with the Essentiality Certificate issued shall be in vendor's scope.
20.	Taxes & Duties (For Domestic Vendor)	As per General Conditions of Contract (GCC rev 07)
21.	Taxes & Duties (For Order Directly to Foreign Bidders)	In case of foreign vendors, quoted prices & Dispatches shall be on C & F Indian (Mumbai) port basis and the Taxes & duties in the country of dispatch shall be borne by Foreign vendor. All the Taxes & duties and other charges applicable in India shall be borne by BHEL-PEM for the direct order placed by PEM to the foreign bidder and by BHEL-PSWR for the orders placed by PSWR.
22.	Inspection Agency	Inspection of packages shall be carried out by agency as per below Inspection category of packages: 1) Cat-I: Inspection shall be done jointly or separately by NTPC and BHEL or BHEL's TPIA 2) Cat-II: Inspection shall be done by BHEL or BHEL TPIA only. 3) Cat-III: Certificate of Compliance shall be furnished by the Vendor. Note: Please note, for Cat I & II items BHEL reserve the right to carry inspection by themselves or through nominated third party inspection agency (TPIA). For Inspecting Agency for various items, vendor may refer to Quality Plan. Third party inspection agency, if any, shall be informed after award of contract.

Awat
20/01/2020

Paek
22/01/2020

23	Inspection procedure	<p><u>For Domestic supplies</u></p> <p>Please refer clause no. 14.0 of GCC Rev 07. Vendor to furnish photographs pertaining to packing of materials before despatch. MDCC shall be issued on the basis of clear inspection report (CQIR).</p> <p><u>For Foreign supplies</u></p> <p>In case of Foreign supplies, if NTPC approved 3rd party inspection agency does not participate in the inspection, test certificates & inspection reports duly accepted by the agreed Inspection agency shall be submitted in soft copy to BHEL-PEM. The same shall be reviewed by PEM and then, sent to NTPC for clearance. Vendor to furnish photographs pertaining to packing of materials before despatch. The dispatch clearance (MDCC) by NTPC/ BHEL as applicable shall be given to the foreign supplier or representative in India after acceptance of above test certificates.</p>
24.	Material Dispatch Clearance Certificate (MDCC) Issuing Agency	<p>For Cat-I item, MDCC shall be issued by NTPC and it's the responsibility of vendor to arrange MDCC from them and furnish original MDCC to BHEL.</p> <p>For Cat- II & Cat-III items, MDCC shall be issued by BHEL, which shall be valid for the vendor payment. However, the vendor shall furnish all requisite documents like Material Test Certificates, Inspection Reports etc. required for obtaining of NTPC MDCC by BHEL.</p>
25.	Submission of Final Drgs/ Docs along with O&M Manual, Type Test Certificates (if any)	<p><u>No. of O&M Manuals</u></p> <p>As per GCC rev.07/ Technical Specification/Kick-off meeting.</p> <p>If not specified anywhere, Vendor to submit final approved O&M Manual in 12 Hard copies and 4 No of CD ROMs/DVDs/Portable Hard Disk.</p>

	Prepared by	Checked by	Reviewed by	Approved by
Name	Amit Kumar	Manish Kr. Sinha	P.K. Gautam	Asim Mishra
Designation	Sr. Engr./ PG III	Manager/ PG III	Sr. DGM/ PG III	AGM & DH/ PG III
Signature	 20/01/2020	On leave	 22/01/2020	 24/1/20