

## INDEX SHEET

RFQ No.: **YMV0000437**

PROJECT **NTPC / PATRATU (3X800MW) STPS UNIT-1,2 & 3**

ITEM DESCRIPTION : **LIE/LIR**

SL NO.	DESCRIPTION	PAGE Nos.
01	SPECIAL COMMERCIAL CONDITIONS OF CONTRACT	01 TO 04
02	GENERAL COMMERCIAL CONDITIONS FOR CONTRACT	05 TO 12
03	INSTRUCTIONS TO BIDDERS	13 TO 44
04	PURCHASE SPECIFICATION	45 TO 121



ಭಾರತ್ ಹೆವಿ ಎಲೆಕ್ಟ್ರಿಕಲ್ಸ್ ಲಿಮಿಟೆಡ್  
भारत हेवी इलेक्ट्रिकल्स लिमिटेड

Bharat Heavy Electricals Ltd.,  
(A Government of India undertaking)  
Electronics Division

CE: PR: 003- Rev 02

PB 2606 , Mysore Road Bangalore , 560026 INDIA

SPECIAL COMMERCIAL CONDITIONS OF CONTRACT

Reference is brought to BHEL's Instructions to Bidders (Document Ref: CE: PR: 001- Rev 04) and General Commercial Conditions for Contract (Document Ref: CE: PR: 002- Rev 03).

These two documents along with Special Conditions of Contract annexed to this RFQ will form an integral part of the contract as and when the RFQ culminates into a Purchase Order / Contract.

RFQ No. : **YMV0000437**  
RFQ Date : As per E-procurement website  
RFQ Due Date : As per E-procurement website  
Customer/Project : **NTPC / PATRATU (3X800MW) STPS UNIT-1, 2 & 3**  
Scope Description : **LIE/LIR**

Kindly submit your quotation as **two part bid** (Pre-Qualification Criteria & Techno-Commercial bid-1st part & Price bid-2nd Part) in E-Procurement System portal: <https://eprocurebhel.co.in> within the Due- Date of \_\_\_ As per E-procurement website \_\_\_ before \_\_\_ As per E-procurement website \_\_\_ hours IST and note that tenders will be opened on the same day at \_\_\_ As per E-procurement website \_\_\_ hours IST.

**Purchase Executives:** Clarifications with regard to the tender shall be addressed to purchase officers whose e-mail IDs are given below:

[vijaykumarym@bhel.in](mailto:vijaykumarym@bhel.in) or [nandjee@bhel.in](mailto:nandjee@bhel.in)

**Splitting of tendered quantity to MSE vendors for Purchase preference:** Non-Splittable

**Destination:** For Indigenous scope of supply, items are to be directly despatched to BHEL site office/stores located at \_\_\_ Patratu STPS in \_\_\_ Jharkhand \_\_\_ state respectively, India. Detailed Consignee details will be issued by BHEL along with Despatch Clearance.

**Terms of Delivery:**

- **Indigenous scope of supply:** Ex-works, \_\_\_ <indicate station of dispatch> \_\_\_ (including Packing & Forwarding charges but excluding Taxes).

**Under-mentioned details shall be provided against indigenous supplies & services:**

- a. GSTIN of place of supply : \_\_\_\_\_
- b. HSN (Harmonized System of Nomenclature) code : \_\_\_\_\_  
Applicable tax and Rate : \_\_\_\_\_ & \_\_\_\_\_
- c. GSTIN of place of supply of service : \_\_\_\_\_
- d. SAC (Service Accounting Code) : \_\_\_\_\_  
Applicable tax and Rate : \_\_\_\_\_ & \_\_\_\_\_

e. GeM Seller ID mandatorily required for PO placement: \_\_\_\_\_

f. MSE vendor : Yes-MSE supporting documents enclosed/No  
(If MSE, supporting documents such as Udyam certificate to be enclosed)

**I. Bidders to mandatorily provide confirmation/compliance for the under-mentioned terms:**

SL NO	TERMS	BHEL ACCEPTABLE TERM	BIDDER'S CONFIRMATION	REMARKS,if any
01	<b>Reverse Auction (RA)</b>	BHEL shall be resorting to Reverse Auction (Guidelines as available on <a href="http://www.bhel.com/index.php/vender">http://www.bhel.com/index.php/vender</a> ) for this tender. RA shall be conducted among all the techno-commercially qualified bidders. Price bids of all techno-commercially qualified bidders shall be opened and same shall be considered as initial bids of bidders in RA. In case any bidder(s) do(es) not participate in online Reverse Auction, their sealed envelope price bid along with applicable loading, if any, shall be considered for ranking.	AGREE	
03	<b>Delivery Period</b>	Within <u>10</u> weeks from the date of issue of Manufacturing clearance along with approved document. Delay in contractual delivery will attract Penalty as per GCC Clause no.:04.b. Manufacturing clearance will be provided as per latest site delivery schedule. Present delivery schedule is indicated below: Delivery schedule for Unit#1 & 2 : 28th Feb 2023 Delivery schedule for Unit#3 : 31 <sup>st</sup> March 2023 Delivery schedule for Mandatory Spares: 31 <sup>st</sup> March 2024.	AGREE  ..... weeks	
04	<b>Terms of Payment at the time of material supply</b>	Refer Clause "F" of Instructions to Bidder for BHEL standard Payment terms and loading factors applicable for non-compliance against payment terms: <b>Indigenous Scope :</b> <b>b)Supply only</b> <del>Imported Scope :</del> e)Supply with Service(s) <b>High-Sea sales :</b> e)Supply with Service(s) <b>Spares :</b> b) and/or d)/f) depending upon the scope	AGREE	
05	<b>Declaration of local content :</b> The 'Class-I local supplier'	'Local content' means the amount of value added in India which shall, unless otherwise prescribed by the Nodal Ministry, be the total value of the item procured (excluding net domestic indirect taxes)	Percentage of local content :  ____%	

	shall be required to indicate percentage of local content and provide certification that the item offered meets the local content requirement for 'Class-I local supplier'.	minus the value of imported content in the item (including all customs duties) as a proportion of the total value, in percent. {'Class-I local supplier' means a supplier or service provider, whose goods, services or works offered for procurement, has local content equal to or more than 50%, as defined under Public procurement order no.P-45021/2/2017-PP (BE-II) dt: 16.09.2020. In the event of any Nodal Ministry prescribing higher or lower margin of purchase preference and/or higher or lower percentage of local content in respect of this procurement, same shall be applicable}.' (Refer Clause 'A' Sl. No. 12 of Instructions to Bidders). Note: Non Local suppliers are eligible to participate in the tender	Details of the Location(s) at which the local value addition is made : <hr/>	
06	Declaration as a compliance to Rule 144(xi) of GFR, 2017 amendment dt 23.07.2020 issued by Ministry of Finance, Govt. of India.	The below declaration is to be submitted on Company Letter head duly signed and sealed by authorised signatory, for ascertaining the eligibility of offer in the tender. "I have read the clause regarding restrictions on procurement from a bidder of a country which shares a land border with India; I certify that our firm is not from such a country or, if from such a country, has been registered with the Competent Authority. I hereby certify that our firm fulfils all requirements in this regard and is eligible to be considered." (Refer Clause 'A' Sl. No. 13 of Instructions to Bidders).		

**II. Bidder to note that Deviations shall not be permitted for the below mentioned terms and are deemed to be complied. In case of non-compliance/deviation, offer shall be liable for rejection:**

- (1) **Submission of documents post PO viz., drawings /data sheet etc. as indicated in Cl: 04 of GCC:** Within **02** weeks from the date of receipt of Purchase Order. Delay in submission of complete set of specified documents in NIT, will attract Penalty as per GCC Clause no.:04.a.
- (2) **Validity:** The offer will be valid for a period of **90** days from the date of part-I bid opening and in case of Negotiation/ Counter-offer/RA, price validity will apply afresh for a period of **60** days from the date of according final price by bidder (or) up to original validity period, whichever is later.
- (3) **Warranty:** **24** months from the date of dispatch of goods.
- (4) **Despatch Documents:** Complete set of despatch documents (original + 1 photocopy set) as per Purchase Order shall be forwarded to Purchase Executive/BHEL directly. Depending upon the project/customer

demands, Despatch documents may include one (or) more documents from the following:

Invoice (01 original and 01 copy with original sign & seal / digitally signed invoice), Lorry Receipt (L/R), Packing List, NIL Short-Shipment Certificate, insurance intimation letter, E-way bill, and original POD (Proof of Delivery) on L/R.

The precise list of despatch documents needed for the project will be specified in the Purchase Order.

One set of Invoice, Packing List, Lorry Receipt (or) AWB/BOL shall be e-mailed immediately to BHEL-EDN at the time of despatch.

Note: Detailed Packing List should indicate package-wise content details and also Net & Gross weight of each package.

(5) **Freight Charges (for indigenous scope of supply):** Freight charges shall be to vendor's account. Bidder to quote reasonable Freight charges along with applicable tax, in price bid.

(6) **Evaluation criteria to determine L1 bidder:**

(b) Items will not be split on item-wise lowest offer. Evaluation of the lowest bidder will be done as a combined package basis.

**(7) Integrity Pact:**

Execution of Integrity Pact is applicable for this tender (Refer clause "K" of Instructions to Bidders). The IP as enclosed with the tender is to be submitted (duly signed by authorized signatory who signs in the offer) along with techno-commercial bid . Only those Bidders who have entered into such an IP with BHEL would be competent to participate in the bidding. In other words, entering into this Pact would be a preliminary qualification.

**With this, we hereby confirm that all the terms & conditions as indicated in Instructions to Bidders (Document Ref: CE: PR: 001- Rev 04) & General Commercial Conditions for Contract (Document Ref: CE: PR: 002- Rev 03) are accepted without any deviation.**

Vendor's Signature with Seal



ಭಾರತ್ ಹೆವಿ ಎಲೆಕ್ಟ್ರಿಕಲ್ಸ್ ಲಿಮಿಟೆಡ್  
 भारत हेवी इलेक्ट्रिकल्स लिमिटेड

**Bharat Heavy Electricals Ltd.,**  
**(A Government of India undertaking)**  
**Electronics Division**

PB 2606 , Mysore Road Bangalore , 560026 INDIA

CE: PR: 002- Rev 03

### **GENERAL COMMERCIAL CONDITIONS FOR CONTRACT**

These 'General Commercial Conditions for Contract for Purchase' herein after referred to as GCC apply to all enquiries, tenders, requests for quotations, orders, contracts and agreements concerning the supply of goods and the rendering of related services (hereinafter referred to as "deliveries") to Bharat Heavy Electricals Limited and any of its units, regions or divisions (hereinafter referred to as "BHEL" or the Purchaser) or its projects/ customers.

Any deviations from or additions to these GCC require BHEL's express written consent. The general terms of business or sale of the vendor shall not apply to BHEL. Acceptance, receipt of shipments or services or effecting payment shall not mean that the general terms of business or sale of the vendor have been accepted.

Orders, agreements and amendments thereto shall be binding if made or confirmed by BHEL in writing. Only the Purchasing department of BHEL is authorized to issue the Purchase Order or any amendment thereof.

Definitions: Throughout these conditions and in the specifications, the following terms shall have the meanings assigned to them, unless the subject matter or the context requires otherwise.

- 'The Purchaser' means Bharat Heavy Electricals Limited, Electronics division, Mysore road, Bangalore 560 026, a Unit of Bharat Heavy Electricals Limited (A Govt. of India Undertaking) incorporated under the Companies Act having its registered office at BHEL House, Siri Fort, New Delhi-110049, India and shall be deemed to include its successors and assigns. It may also be referred to as BHEL.
- 'The vendor' means the person, firm, company or organization on whom the Purchase Order is placed and shall be deemed to include the vendor's successors, representative heirs, executors and administrator as the case may be. It may also be referred to as Seller, Contractor or Supplier.
- 'Contract' shall mean and include the Purchase Order incorporating various agreements, viz. tender/ RFQ, offer, letter of intent/acceptance/ award, the General Conditions of Contract and Special Conditions of Contract for Purchase, Specifications, Inspection/ Quality Plan, Schedule of Prices and Quantities, Drawings, if any enclosed or to be provided by BHEL or his authorized nominee and the samples or patterns if any to be provided under the provisions of the contract.
- 'Parties to the Contract' shall mean the 'The Vendor' and the Purchaser as named in the main body of the Purchase Order.

#### Order of Precedence:

In case of any inconsistency or contradiction between any of the documents, the order of precedence shall be Purchase Order, LOI / LOA, Special Conditions of Contract and General Conditions of Contract for commercial conditions; and specific agreement on technical conditions, RFQ/offer and specification for Technical Conditions.

#### Interpretation:

In the contract, except where the context requires otherwise:

- words indicating one gender include all genders;
- words indicating the singular also include the plural and words indicating the plural also include the singular;

- c) provisions including the word "agree", "agreed" or "agreement" require the agreement to be recorded in writing, and
- d) "Written" or "in writing" means hand-written, type-written, printed or electronically made, and resulting in a permanent record.

**Applicable Conditions:**

1. **Price Basis:** All prices shall be firm until the purchase order is executed / completed in all respects. No price variations / escalation shall be permitted.
2. **Ordering and confirmation of Order:** Vendor shall send the order acceptance on their company letter head/ through e-mail within a week from the date of receipt of Purchase Order or such other period as specified/ agreed by BHEL. BHEL reserves the right to revoke the order placed if the order confirmation differs from the original order placed. The acceptance of goods/services/supplies by BHEL as well as payments made in this regard shall not imply acceptance of any deviations.  
The purchase order will be deemed to have been accepted if no communication to the contrary is received within one week (or the time limit as specified/agreed by BHEL) from the date of receipt of the purchase order.
3. **Documentation:** After receipt of Purchase Order, vendor should submit necessary documents (if & as applicable) like drawings specified, bill of materials, datasheets, catalogues, quality plan, test procedure, type test report, O & M Manuals and/or any other relevant documents as per Specification/Purchase Order, as and when required by BHEL/ Customer.  
At any stage within the contract period, the vendor shall notify of any error, fault or other defect found in BHEL's documents / specifications or any other items for reference. If and to the extent that (taking account of cost and time) any vendor exercising due care would have discovered the error, fault or other defect when examining the documents/specifications before submitting the tender, the time for completion shall not be extended. However if errors, omissions, ambiguities, inconsistencies, inadequacies or other defects are found in the vendor's documents, they shall be corrected at his cost, notwithstanding any consent or approval.
4. **Penalty:**
  - a. **For delay in documentation:** In the event of delay in submission of complete set of specified documents ((like drawings, bill of materials, datasheets, catalogues, quality plan etc. as called in tender specifications including soft copies wherever applicable) in required sets beyond two(02) weeks (or as agreed/indicated in the SCC/Purchase Order) from the date of receipt of Purchase Order (by email), penalty at 0.5% (half percent) per week or part thereof, limited to a maximum of 5% (five percent) of the basic material value of the Purchase Order will be applicable.  
  
Penalty for delayed documentation if applicable, shall be deducted at the time of first supply payment. If penalty is applicable for duration of less than a week, penalty @ 0.5% (half percent) of the basic material value will be deducted. GST as applicable will be recovered along with penalty amount.
  - b. **For delay in delivery:** In the event of delay in agreed contractual delivery as per Purchase Order, penalty @ 0.5 % (half percent) per week or part thereof but limited to a max of 10% (ten percent) value of undelivered portion (basic material cost) will be applicable. Delivery will commence from the date of issue of Manufacturing clearance along with approved document. The date for which Inspection call is issued by vendor along with test certificates / test reports / Certificate of Conformance / calibration reports, as proof of completion of manufacturing will be treated as date of deemed delivery for penalty calculation. In the absence of furnishing such document indicated above as proof of completion of manufacturing along with inspection call, actual date of inspection will be considered as date of deemed delivery and BHEL will not be responsible for delay in actual date of inspection.

Penalty for delayed delivery if applicable, shall be deducted at the time of first supply payment. If penalty is applicable for duration of less than a week, penalty @ 0.5% (half percent) of the basic material value will be deducted. GST as applicable will be recovered along with penalty amount.

5. Contract variations (Increase or decrease in the scope of supply): BHEL may vary the contracted scope as per requirements at site. If vendor is of the opinion that the variation has an effect on the agreed price or delivery period, BHEL shall be informed of this immediately in writing along with technical details. Where unit rates are available in the Contract, the same shall be the basis for such additional work. Vendor shall not perform additional work before BHEL has issued written instructions/ amendment to the Purchase Order to that effect. The work which the vendor should have or could have anticipated in terms of delivering the service(s) and functionality (i.e.) as described in this agreement, or which is considered to be the result of an attributable error on the vendor's part, shall not be considered additional work.
6. Inspection: Prior written notice of at least 10 days shall be given along with internal test certificates/COC and applicable test certificates. Materials will be inspected by BHEL-EDN-QS/CQS or BHEL nominated Third Party Inspection Agency (TPIA) or BHEL authorized Inspection Agency or Customer / Consultant or jointly by BHEL & Customer / consultant. All tests have to be conducted as applicable in line with approved Quality plan or QA Checklist or Purchase specification and original reports shall be furnished to BHEL-EDN, Bangalore for verification/acceptance for issue of dispatch clearance. BHEL reserves the right for conducting repeat test, if required.  
All costs related to inspections & re-inspections shall be borne by vendor. Whether the Contract provides for tests on the premises of the vendor or any of his Sub-contractor/s, vendor shall be responsible to provide such assistance, labour, materials, electricity, fuels, stores, apparatus, instruments as may be required and as may be reasonably demanded to carry out such tests efficiently. Cost of any type test or such other special tests shall be borne by BHEL only if specifically agreed to in the purchase order.
7. Transit Insurance: Transit insurance coverage between vendor's works and project site shall be to the account of BHEL, unless specifically agreed otherwise. However, vendor shall send intimation directly to insurance agency (as mentioned in dispatch instructions issued by BHEL) through fax/courier/e-mail, immediately on dispatch of goods for covering insurance. A copy of such intimation sent by vendor to insurance agency shall be given to BHEL along with dispatch documents. Dispatch documents will be treated as incomplete without such intimation copy. BHEL shall not be responsible for sending intimations to insurance agency on behalf of the vendor.
8. Mode of dispatch:  
Indigenous Scope: By road on Door Delivery Consignee Copy attached basis through your approved transporter (unless otherwise indicated in Dispatch Instructions), only on receipt of Despatch Clearance from BHEL.  
Imported Scope: By Air/Sea through BHEL approved Freight Forwarder/supplier approved Consolidator respectively as per agreed contractual terms, only on receipt of Dispatch Clearance from BHEL.
9. Changes in Statutory levies:  
If any rates of Tax are increased or decreased, a new Tax is introduced, an existing Tax is abolished, or any change in interpretation or application of any Tax occurs in the course of the execution of Contract, which was or will be assessed on the bidder in connection with performance of the Contract, an equitable adjustment of the Contract Price shall be made to fully take into account any such change by addition to the Contract Price or deduction there from, as the case may be. However, these adjustments would be restricted to direct transactions between BHEL and the bidder /agent of foreign bidder (if applicable). These adjustments shall not be applicable on procurement of raw materials, intermediary components etc. by the bidder /agent.
10. Availing duty/tax exemption benefits by bidder, wherever applicable: BHEL shall issue the required Certificate/s, as per relevant policies of the Govt. of India, to facilitate the bidders to avail any such benefits under the Contract. In case of failure of the bidders to receive the benefits partly or fully from the Govt. of India and/or in case of any delay in receipt of such benefits, BHEL shall neither be liable nor responsible in any manner whatsoever.

11. Taxes against sub-vendor dispatches: All taxes/levies, as applicable in respect of all components, equipments and material to be despatched directly from the sub-vendor's works to Site irrespective of the fact whether such taxes and levies are assessable and chargeable on Vendor or the BHEL, shall be to the vendor's account and no separate claim in this regard will be entertained by BHEL.
12. High Sea Sales (HSS): Customs clearance of the consignment landed on Indian Sea/Air ports will be done by BHEL based on the original HSS documents provided by vendors.  
Any delay in submission of complete/correct HSS documents to BHEL may incur demurrage charges. All demurrage charges on account of incomplete /incorrect HSS documents submission by vendor will be to vendor's account and all such charges will be recovered from any of the available vendor bills with BHEL.
13. Packaging and dispatch: The Seller shall package the goods safely and carefully and pack them suitably in all respects considering the peculiarity of the material for normal safe transport by Sea/ Air / Rail/ Road to its destination suitably protected against loss, damage, corrosion in transit and the effect of tropical salt laden atmosphere. The packages shall be provided with fixtures/ hooks and sling marks as may be required for easy and safe handling. If any consignment needs special handling instruction, the same shall be clearly marked with standard symbols / instructions. Hazardous material should be notified as such and their packing, transportation and other protection must conform to relevant regulations.  
The packing, shipping, storage and processing of the goods must comply with the prevailing legislation and regulations concerning safety, the environment and working conditions. Any Imported/Physical Exports items packed with raw/ solid wood packing material should be treated as per ISPM – 15 (fumigation) and accompanied by Phytosanitary/ Fumigation certificate. If safety information sheets (MSDS – Material Safety Data Sheet) exist for an item or the packaging, vendor must provide this information without fail along with the consignment.  
Each package must be marked with Consignee name, Purchase order number, Package number, Gross weight and net weight, dimensions (LxBxH) and Seller's name. Packing list of goods inside each package with PO item number and quantity must also be fixed securely outside the box to indicate the contents of each box. Total number of packages in the consignment must also be indicated in the packing list.  
Separate packing & identification of items should be as follows.  
1. Main Scope - All items must be tagged with part no. & item description.  
2. Commissioning accessories/spares - All items must be tagged with part no. & item description.  
3. Mandatory spares - All items must be tagged with part no. & item description.  
Nevertheless, vendor shall adhere to dispatch & packing instructions issued by BHEL at the time of dispatch.
14. Assignment of Rights & Obligations; Subcontracting: Vendor is not permitted to subcontract the delivery or any part thereof to third party or to assign the rights and obligations resulting from this agreement in whole or in part to third parties without prior written permission from BHEL. Any permission or approval given by the BHEL shall, however, not absolve the vendor of the responsibility of his obligations under the Contract.
15. Progress report: Vendor shall render such report as to the progress of work and in such form as may be called for by the concerned purchase officer from time to time. The submission and acceptance of such reports shall not prejudice the rights of BHEL in any manner.
16. Non-disclosure and Information Obligations: Vendor shall provide with all necessary information pertaining to the goods as it could be of importance to BHEL. Vendor shall not reveal any specified confidential information that may be divulged by BHEL to Vendor's employees not involved with the tender/ contract & its execution and delivery or to third parties, unless BHEL has agreed to this in writing beforehand. Vendor shall not be entitled to use the BHEL name in advertisements and other commercial publications without prior written permission from BHEL.
17. Cancellation /Termination of contract: BHEL shall have the right to completely or partially terminate the agreement by means of written notice to that effect. Termination of the Contract, for whatever reason, shall be without prejudice to the rights of the parties accrued under the Contract up to the time of termination.  
BHEL shall have the right to cancel/foreclose the Order/ Contract, wholly or in part, in case it is constrained to do so on account of any decline, diminution, curtailment or stoppage of the business.

18. Risk Purchase Clause: In case of failure of supplier, BHEL at its discretion may make purchase of the materials / services not supplied / rendered in time at the RISK & COST of the supplier. Under such situation, the supplier who fails to supply the goods in time shall be wholly liable to make good to BHEL any loss due to risk purchase.

In case of items demanding services at site like erection and commissioning, vendor should send his servicemen/representatives within 7 days from the service call. In case a vendor fails to attend to the service call, BHEL at its discretion may also make arrangements to attend such service by other parties at the **RISK & COST** of the supplier. Under such situation the supplier who fails to attend the service shall be wholly liable to make good to BHEL any loss due to risk purchase/service including additional handling charges due to the change.

19. Shortages: In the event of shortage on receipt of goods and/or on opening of packages at site, all such shortages, caused by supplier's act or omission, shall be made good at free of cost within a reasonable time that BHEL may allow from such intimation.

Transit Damages: In the event of receipt of goods in damaged condition or having found them so upon opening of packages at site, supplier shall make good of all such damages within a reasonable time from such intimation by BHEL. In case BHEL raises an insurance claim, the cost of material limited to insurance settled amount less handling charges will be reimbursed to supplier.

20. Remedial work: Notwithstanding any previous test or certification, BHEL may instruct the vendor to remove and replace materials/goods or remove and re-execute works/services which are not in accordance with the purchase order. Similarly BHEL may ask the vendor to supply materials or to execute any services which are urgently required for any safety reasons, whether arising out of or because of an accident, unforeseeable event or otherwise. In such an event, Vendor shall provide such services within a reasonable time as specified by BHEL.

21. Indemnity Clause: Vendor shall comply with all applicable safety regulations and take care for the safety of all persons involved. Vendor is fully responsible for the safety of its personnel or that of his subcontractor's men / property, during execution of the Purchase Order and related services. All statutory payments including PF, ESI or other related charges have to be borne by the vendor. Vendor is fully responsible for ensuring that all legal compliances are followed in course of such employment. Vendor shall fully indemnify and keep indemnified BHEL against all claims of whatsoever nature arising during the course and out of execution of this Order/Contract.

22. Product Information, Drawings and Documents: All specified drawings, technical documents or other technical information received by Vendor from BHEL or vice versa shall not, without the consent of the other party, be used for any other purpose than that for which they were provided. They may not, without the consent of the Disclosing party, otherwise be used or copied, reproduced, transmitted or communicated to third parties. All information and data contained in general product documentation, whether in electronic or any other form, are binding only to the extent that they are by reference expressly included in the contract.

Vendor, as per agreed date/s but not later than the date of delivery, provide free of charge information and drawings which are necessary to permit and enable BHEL to erect, commission, operate and maintain the product. Such information and drawings shall be supplied in as many numbers of copies as may be agreed upon.

All intellectual properties, including designs, drawings and product information etc. exchanged during the formation and execution of the Contract shall continue to be the property of the disclosing party.

23. Intellectual Property Rights, Licenses: If any Patent, design, Trade mark or any other intellectual property rights apply to the delivery (goods/related service) or accompanying documentation shall be the exclusive property of the Vendor and BHEL shall be entitled to the legal use thereof free of charge by means of a non-exclusive, worldwide, perpetual license. All intellectual property rights that arise during the execution of the Purchase Order/ contract for delivery by vendor and/or by its employees or third parties involved by the vendor for performance of the agreement shall belong to BHEL. Vendor shall perform everything necessary to obtain or establish the above mentioned rights. The Vendor guarantees that the delivery does not infringe on any of the intellectual property rights of third parties. The Vendor shall do everything

necessary to obtain or establish the alternate acceptable arrangement pending resolution of any (alleged) claims by third parties. The Vendor shall indemnify BHEL against any (alleged) claims by third parties in this regard and shall reimburse BHEL for any damages suffered as a result thereof.

24. Force Majeure: Notwithstanding anything contained in the purchase order or any other document relevant thereto, neither party shall be liable for any failure or delay in performance to the extent said failures or delays are caused by the "Act of God" and occurring without its fault or negligence, provided that, force majeure will apply only if the failure to perform could not be avoided by the exercise of due care and vendor doing everything reasonably possible to resume its performance.

A party affected by an event of force majeure which may include fire, tempest, floods, earthquake, riot, war, damage by aircraft etc., shall give the other party written notice, with full details as soon as possible and in any event not later than seven (7) calendar days of the occurrence of the cause relied upon. If force majeure applies, dates by which performance obligations are scheduled to be met will be extended for a period of time equal to the time lost due to any delay so caused.

Notwithstanding above provisions, in an event of Force Majeure, BHEL reserves for itself the right to cancel the order/ contract, wholly or partly, in order to meet the overall project schedule and make alternative arrangements for completion of deliveries and other schedules.

25. Warranty:

Wherever required, and so provided in the specifications/ Purchaser Order, the Seller shall ensure that the goods supplied shall comply with the specifications laid down, for materials, workmanship and performance.

Unless otherwise specified in SCC, warranty period shall be applicable for a period of 24 months from the date of delivery of goods or 18 months from the date of commissioning of goods, whichever is earlier.

The warranty period as described above shall apply afresh to replaced, repaired or re-executed parts of a delivery. Unless otherwise specifically provided in the Purchase Order, Vendor's liability shall be co terminus with the expiration of the applicable warranty period.

26. Limitation of Liability: Vendor's liability towards this contract is limited to a maximum of 100% of the contract value and consequential damages are excluded. However the limits of liability will have no effect in cases of criminal negligence or wilful misconduct.

The total liability of Vendor for all claims arising out of or relating to the performance or breach of the Contract or use of any Products or Services or any order shall not exceed the total Contract price.

27. Liability during warranty: Vendor shall arrange replacement / repair of all the defective materials / services under its obligation during the warranty period. The rejected goods shall be taken away by vendor and replaced / repaired. In the event of the vendor's failure to comply, BHEL may take appropriate action including disposal of rejections and replenishment by any other sources at the cost and risk of the vendor. In case, defects attributable to vendor are detected during Warranty period or where the commissioning call is issued within the warranty period, vendor shall be responsible for replacement/ repair of the goods as required by BHEL at vendor's cost even after expiry of warranty period.

Further if the equipment or any part thereof cannot be used by reason of such defect and/or making good of such defect, the warranty period of the equipment or such part, as the case may be, shall be extended by a period equal to the period during which the equipment or such part cannot be used by BHEL because of any of the aforesaid reasons. Upon correction of the defects in the facilities or any part thereof by repair/replacement, such repair/replacement shall have the warranty period for a period of twelve (12) months from the time such replacement/repair of the equipment or any part thereof has been completed.

28. Liability after warranty period: At the end of the warranty, the Vendor's liability ceases except for latent defects. For the purpose of this clause, latent defects shall be the defects inherently lying within the material or arising out of design deficiency which do not manifest themselves during the warranty Period, but later. The Contractor's liability for latent defects warranty for the equipment including spares shall be limited to a period of six months from the end of the warranty period of the respective equipment including spares or first time commissioning, whichever is later but not later than one (01) year from the date of expiry of warranty period.

29. Compliance with Laws: Vendor shall, in performing the contract, comply with all applicable laws. The vendor shall make all remittances, give all notices, pay all taxes, duties and fees, and obtain all permits, licences and approvals, as required by the laws in relation to the execution and completion of the contract and for remedying of any defects; and the Contractor shall indemnify and hold BHEL harmless against and from the consequences of any failure to do so.
30. Settlement of Disputes: Except as otherwise specifically provided in the Purchase Order, decision of BHEL shall be binding on the vendor with respect to all questions relating to the interpretation or meaning of the terms and conditions and instructions herein before mentioned and as to the completion of supplies/work/services, other questions, claim, right, matter or things whatsoever in any way arising out of or relating to the contract, instructions, orders or these conditions or otherwise concerning the supply or the execution or failure to execute the order, whether arising during the schedule of supply/work or after the completion or abandonment thereof. Any disputes or differences among the parties shall to the extent possible be settled amicably between the parties thereto, failing which the disputed issues shall be settled through arbitration. Vendor shall continue to perform the contract, pending settlement of dispute(s).
31. Arbitration Clause in case of Contract with vendors other than Public Sector Enterprise (PSE) or a Government Department:

Arbitration & Conciliation:

The parties shall attempt to settle any disputes or difference arising out of the formation, breach, termination, validity or execution of the Contract; or, the respective rights and liabilities of the parties; or, in relation to interpretation of any provision of the Contract; or, in any manner touching upon the Contract, or in connection with this contract through friendly discussions. In case no amicable settlement can be reached between the parties through such discussions, in respect of any dispute; then, either Party may, by a notice in writing to the other Party refer such dispute or difference to the sole arbitration of an arbitrator appointed by Head of the BHEL–EDN. Such Sole Arbitrator appointed, shall conduct the arbitration in English language.

The Arbitrator shall pass a reasoned award and the award of the Arbitration shall be final and binding upon the Parties.

Subject as aforesaid, the provisions of Arbitration and Conciliation Act 1996 (India) or statutory modifications or re-enactments thereof and the rules made thereunder and for the time being in force shall apply to the arbitration proceedings under this clause. The seat of arbitration shall be Bangalore.

The cost of arbitration shall be borne as decided by the Arbitrator upon him entering the reference.

Subject to the Arbitration Clause as above, the Courts at Bangalore alone shall have exclusive jurisdiction over any matter arising out of or in connection with this Contract.

Notwithstanding the existence or any dispute or differences and/or reference for the arbitration, the parties shall proceed with and continue without hindrance the performance of its obligations under this Contract with due diligence and efficiency in a professional manner except where the Contract has been terminated by either Party in terms of this Contract.

Arbitration Clause in case of Contract with a Public Sector Enterprise (PSE) or a Government Department:

In the event of any dispute or difference relating to the interpretation and application of the provisions of the Contract, such dispute or difference shall be referred by either party for Arbitration to the Sole Arbitrator in the Department of Public Enterprises to be nominated by the Secretary to the Government of India in-charge of the Department of Public Enterprises. The Arbitration and Conciliation Act, 1996 shall not be applicable to arbitration under this clause. The award of the Arbitrator shall be binding upon the parties to the dispute, provided, however, any Party aggrieved by such Award may make further reference for setting aside or revision of the Award to the Law Secretary, Department of Legal Affairs, Ministry of Law and Justice, Government of India. Upon such reference the dispute shall be decided by the Law Secretary or the Special Secretary or Additional Secretary when so authorized by the Law Secretary, whose decision shall bind the Parties hereto finally and conclusively. The Parties to the dispute will share equally the cost of arbitration as intimated by the Arbitrator.'

32. Applicable Laws and Jurisdiction of Courts: Prevailing Indian laws both substantive and procedural, including modifications thereto, shall govern the Contract. Subject to the conditions as aforesaid, the competent courts in Bangalore alone shall have jurisdiction to consider over any matters touching upon this contract.
33. General Terms: That any non-exercise, forbearance or omission of any of the powers conferred on BHEL and /or any of its authorities will not in any manner constitute waiver of the conditions hereto contained in these presents.

That the headings used in this agreement are for convenience of reference only.

That all notices etc., to be given under the Purchase order shall be in writing, type script or printed and if sent by registered post or by courier service to the address given in this document shall be deemed to have been served on the date when in the ordinary course, they would have been delivered to the addressee.



ಭಾರತ್ ಹವಿ ಎಲೆಕ್ಟ್ರಿಕಲ್ಸ್ ಲಿಮಿಟೆಡ್  
 भारत हेवी इलेक्ट्रिकल्स लिमिटेड

**Bharat Heavy Electricals Ltd.,**  
**(A Government of India undertaking)**  
**Electronics Division**

PB 2606 , Mysore Road Bangalore , 560026 INDIA

CE:PR:001- Rev 04

### INSTRUCTIONS TO BIDDERS

**Bidder is requested to read the instructions carefully and submit their quotation taking into consideration of all the points:**

#### **A. GENERAL INSTRUCTIONS:**

1. Any Purchase Order resulting from this enquiry shall be governed by the Instructions to Bidders (document reference: CE: PR: 001 – Rev 03), General Conditions of Contract (document reference: CE: PR: 002 - Rev 02) and Special Conditions of Contract, if any, of the enquiry.
2. Any deviations from or additions to the “General Conditions of Contract” or “Special Conditions of Contract” require BHEL’s express written consent. The general terms of business or sale of the bidder shall not apply to this tender.
3. Regret letter (either through post or by mail or by EPS) indicating reasons for not quoting must be submitted without fail, in case of non-participation in this tender.

Supplier shall be liable for removal as a registered vendor of BHEL when the supplier fails to quote against four consecutive tender enquiries for the same item or all enquiries in last two years for the same item, whichever is earlier.

4. Procurement directly from the manufacturers is preferred. However, if the OEM/ Principal insist on engaging the services of an agent, such agent shall not be allowed to represent more than one manufacturer/ supplier in the same tender.

Moreover, either the agent could bid on behalf of the manufacturer/ supplier or the manufacturer/ supplier could bid directly but not both. Agent/Representative authorized by the OEM/Principal in turn cannot further sub authorize any other firm for submitting the offer or for placement of order.

In case bids are received from the manufacturer/ supplier and his agent, bid received from the agent shall be ignored.

5. Consultant / firm (and any of its affiliates) shall not be eligible to participate in the tender/s for the related goods for the same project if they were engaged for consultancy services for the same project.
6. If an Indian representative/associate/liaison office quotes on behalf of a foreign based bidder, such representative shall furnish the following documents:
  - a. Authorization letter to quote and negotiate on behalf of such foreign-based bidder.
  - b. Undertaking from such foreign based bidder that such contract will be honored and executed according to agreed scope of supply and commercial terms and conditions.
  - c. Undertaking shall be furnished by the Indian representative stating that the co-ordination and smooth execution of the contract and settlement of shortages/damages/replacement/repair of imported scope

till the equipment is commissioned and handed over to customer will be the sole responsibility of the Indian representative/associates/agent/liaison office.

d. Refer **Annexure I** on “Guidelines for Indian Agents”.

7. In case of imported scope of supply, customs clearance & customs duty payment will be to BHEL account after the consignment is received at Indian Airport /Seaport. Bidders must provide all original documents required for completing the customs clearance along with the shipment.

Warehousing charges due to incomplete or missing documentation will be to supplier’s account. All offers for imported scope of supply by air, must be made from any of the gateway ports (within the country) indicated **(Refer Annexure II)**.

8. The offers of the bidders who are on the banned list and also the offers of the bidders, who engage the services of the banned firms, shall be rejected. The list of the banned firms is available on BHEL website: [http://www.bhel.com/vender\\_registration/vender.php](http://www.bhel.com/vender_registration/vender.php)
9. Business dealings with bidders will be suspended if they are found to have indulged in any malpractices/misconduct which are contrary to business ethics like bribery, corruption, fraud, pilferage, cartel formation, submission of fake/false/forged documents, certificates, information to BHEL or if they tamper with tendering procedure affecting the ordering process or fail to execute a contract, or rejection of 3 consecutive supplies or if their firms / works are under strike/lockout for a long period. Bidder may refer “Guidelines for Suspension of Business Dealings with Suppliers/ Contractors” available on [www.bhel.com](http://www.bhel.com) for more details.

The Bidder declares that they will not enter into any illegal or undisclosed agreement or understanding, whether formal or informal with other Bidder(s). This applies in particular to prices, specifications, certifications, subsidiary contracts, submission or non-submission of bids or any other actions to restrict competitiveness or to introduce cartelization in the bidding process. In case, the Bidder is found having indulged in above activities, suitable action shall be taken by BHEL as per extant policies / guidelines.

10. The bidder along with its associate/collaborators/sub-contractors/sub-vendors/consultants/service providers shall strictly adhere to BHEL Fraud Prevention Policy displayed on BHEL website <http://www.bhel.com> and shall immediately bring to the notice of BHEL Management about any fraud or suspected fraud as soon as it comes to your notice.
11. Offer is to be submitted in English language only.
12. For this procurement, the local content to categorize a supplier as a Class-I local supplier/ Class-II local supplier/ Non-local supplier and purchase preference to Class-I local supplier, is as defined in Public procurement (Preference to Make in India), Order 2017 dated 16.09.2020 issued by DPIIT.

In case of subsequent Orders issued by the Nodal Ministry, changing the definition of local content for the items of the NIT, the same shall be applicable even if issued after issue of this NIT, but before opening of price bids against this NIT. Default margin of purchase preference shall be 20% for Class-I local supplier only.

13. The Bidder shall mandatorily submit Declaration as mentioned under Rule 144(xi) of General Financial Rules, 2017 amendment dt 23.07.2020 issued by Ministry of Finance, Govt. of India. Where applicable, evidence of valid registration by the Competent Authority shall be attached.

The Competent Authority for the purpose of registration under this Order shall be the Registration Committee constituted by the Department for Promotion of Industry and Internal Trade (DPIIT). Refer Annexure-X for ‘Restrictions under Rule 144(Xi) of General Financial Rules,2017 amendment dt: 23.07.2020’.

**B. GUIDELINES FOR PREPARATION OF OFFER:**

1. Quotation shall be submitted in Single Part Bid, Two Part Bid or Three Part Bid, as called for in the tender:
  - **SINGLE PART BID:** Technical and Commercial Bid with prices along with price summary & filled in BHEL Standard Commercial terms and conditions in a single sealed envelope.
  - **TWO PART BID:** Unpriced offer i.e. “Techno-commercial Bid” with filled in BHEL Standard Commercial terms and conditions in a sealed envelope **along with the copy of the “Price Bid” without the prices** should be enclosed in one cover and the cover must be super scribed **“Techno-commercial offer)** and Priced offer i.e. “Price Bid” containing price summary in a separate sealed envelope and must be super scribed **“Price Bid”**.

Both these envelopes shall be enclosed in a single sealed envelope superscribed with enquiry number, due date of tender and any other details as called for in the tender document.

- **THREE PART BID:** Pre-qualification Bid (Part-I), Techno Commercial Bid with filled in BHEL Standard Commercial terms and conditions (Part-II), and Price Bid (Part-III). All three envelopes shall be enclosed in a single sealed envelope superscribed with enquiry number, due date of tender and any other details as called for in the tender document.

If any of the offers (Part I, Part II or Part III) are not submitted before the due date and time of submission (or) if any part of the offer is incomplete, the entire offer of the bidder is liable for rejection.

2. Supplier shall ensure to superscribe each envelope with RFQ number, RFQ Date, RFQ Due date and time, Item Description and Project clearly & boldly. Also mention on the envelope whether it is “Techno Commercial Bid” or “Price Bid” or “Pre-Qualification Bid”.

Please ensure complete address, department name and purchase executive name is mentioned on the envelope (before dropping in the tender box or handing over) so that the tender is available in time for bid opening.

3. BHEL standard Commercial Terms and Conditions (duly filled, signed & stamped) must accompany Technical-Commercial offer without fail and should be submitted in original only.

The above indicated submission of Offers in “sealed envelope/hard copy” as mentioned in points B.1-B.3 is applicable for tenders that are not floated through E-Procurement System (EPS).

4. Validity: Unless otherwise specified in SCC (special commercial conditions of contract), the offer will be valid for a period of 90 days from the date of part-I bid opening and in case of Negotiation/Counter-offer/Reverse Auction, price validity will apply afresh for a period of 60 days from the date of according final price by bidder (or) up to original validity period, whichever is later.
5. Any of the terms and conditions not acceptable to supplier, shall be explicitly mentioned in the Techno-Commercial Bid.

If no deviations are brought out in the offer it will be treated as if all terms and conditions of this enquiry are accepted by the supplier without deviation.

6. Deviation to this specification/item description, if any, shall be brought out clearly indicating “DEVIATION TO BHEL SPECIFICATION” without fail, as a part of Techno-Commercial Bid.

If no deviations are brought out in the offer it will be treated as if the entire specification of this enquiry is accepted without deviation.

7. Suppliers shall submit one set of original catalogue, datasheets, bill of materials, dimensional drawings, mounting details and/or any other relevant documents called in purchase specification as part of Technical Bid.
8. "Price Bid" shall be complete in all respects containing price break-up of all components along with all applicable taxes and duties, freight charges (if applicable) etc. Once submitted no modification / addition / deletion will be allowed in the "Price Bid." Bidders are advised to thoroughly check the unit price, total price to avoid any discrepancy.
9. In addition, bidder shall also quote for erection & commissioning charges/erection supervision & commissioning charges (E&C service charges), documentation charges, testing Charges (type & routine), training charges etc. if & as applicable along with corresponding tax. The price summary must indicate all the elements clearly.
10. Wherever applicable, bidders should indicate "lumpsum" Erection and Commissioning (or) Erection Supervision and Commissioning charges, as applicable (including To & Fro Fare, Boarding, Lodging, Local Conveyance etc.) for carrying out E&C activity and further handing over to customer.  
The quotation shall clearly indicate scope of work, likely duration of commissioning, pre-commissioning checklist (if any).
11. Wherever bidders require PAC (Project Authority Certificate)/applicable certificates for import of raw materials, components required for DECC,EPCG Power Projects, Export Projects or other similar projects wherein supplies are eligible for customs duty benefits, lists and quantities of such items and their values (CIF) has to be mentioned in the offer. Prices must be quoted taking into account of such benefits.
12. Prices should be indicated in both figures & words. Bid should be free from correction/overwriting, using corrective fluid, etc. Any interlineation, cutting, erasure or overwriting shall be valid only if they are attested under full signature(s) of person(s) signing the bid else bid shall be liable for rejection.  
Any typographical error, totalling mistakes, currency mistake, multiplication mistake, summing mistakes etc. observed in the price bids will be evaluated as per **Annexure III** "Guidelines for dealing with Discrepancy in Words & Figures – quoted in price bid" and BHEL decision will be final.
13. Documents submitted with the offer shall be signed and stamped in each page by authorized representative of the bidder. However, this requirement is not mandatory for offers uploaded through E-Procurement System (EPS).

#### **C. GUIDELINES FOR OFFER SUBMISSION:**

The under-mentioned clauses 1, 2&3 will not be applicable for EPS tenders.

1. Offers / Quotations must be dropped in tender box before 13.00 Hrs. on or before due date mentioned in RFQ. The offers are to be dropped in the proper slot of the Tender Box kept in our reception area with caption "CE, SC&PV, DEFENCE".

Tenders are opened on 3 days in a week (Monday/Wednesday/Friday). Tender must be deposited in the slot corresponding to the day (Monday - Box no.4/Wednesday - Box no. 6 /Friday - Box no.8) while depositing the offer.

2. E-Mail/ Internet/EDI offers received in time shall be considered only when such offers are complete in all respects. In case of offers received through E-mail, please send the offer to the email ID specified in the SCC document of the tender.
3. Offers of Vendors who already have a valid Technical/Commercial MOU with BHEL-EDN for the items of the RFQ shall mention the relevant MOU reference no. and give only such other details not covered in the MOU.

4. In cases where tender documents are bulky, or due to some reasons tender documents are required to be submitted by hand or through posts/couriers, the offers are to be handed over either of the two purchase officers whose names are mentioned in the SCC document of tender RFQ.
5. Tenders will be opened on due date, time and venue as indicated in the RFQ in the presence of bidders at the venue indicated in the RFQ. For EPS tenders, e-mail notifications will be automatically generated and forwarded to registered e-mail ID/s of bidders during opening of tenders.
6. Bidder will be solely responsible:
  - a. For submission of offers before due date and time. Offers submitted after due date and time will be treated as "Late offers" and will be rejected.
  - b. For submission of offers in the correct compartment of the tender box based on the day of due date (Monday/Wednesday/Friday). Please check before dropping your offer in the correct tender box.
  - c. For depositing offers in proper sealed condition in the tender box. If the bidder drops the tender in the wrong tender box (or) if the tender document is handed over to the wrong person, BHEL will not be responsible for any such delays.
  - d. For offers received through email etc., suppliers are fully responsible for lack of secrecy on information and ensuring timely receipt of such offers in the tender box before due date & time (This clause will not be applicable for EPS tenders).

The above indicated submission of Offers as mentioned in points 6.a-6.d is applicable for tenders that are not floated through EPS.

- e. In case of e-tender, all required documents should be uploaded before due date and time. Availability of power, internet connections, system/software requirements etc. will be the sole responsibility of the bidder.

Wherever assistance is needed for submission of e-tenders, help-line numbers as available in the website of service provider of BHEL may be contacted.

**Purchase Executive/ BHEL shall not be responsible for any of the activities relating to submission of offer.**

#### **D. PROCESSING OF OFFERS RECEIVED:**

1. Any discount/ revised offer submitted by the supplier on its own shall be accepted provided it is received on or before the due date and time of offer submission (i.e. Part-I bid).  
The discount shall be applied on pro-rata basis to all items unless specified otherwise by the bidder.
2. Changes in offers or Revised offers given after Part-I bid opening shall not be considered as a part of the original offer unless such changes/revisions are requested by BHEL.  
In case of withdrawal of any Technical/Commercial deviation(s) by the bidder before opening of price bids/conducting the Reverse Auction, revision of price/impact bid will not be accepted.
3. In case there is no change in the technical scope and/ or specifications and/ or commercial terms & conditions, the supplier will not be allowed to change any of their bids after Technical bids are opened (after the due date and time of tender opening).

4. In case of changes in scope and/ or technical specifications and/ or commercial terms & conditions by BHEL and it accounts for price implications from bidders, all techno-commercially acceptable bidders shall be asked by BHEL (after freezing the scope, technical specifications and commercial terms & conditions) to submit the impact of such changes on their price bid.

Impact price will be applicable only for changes in technical specification / commercial conditions by BHEL. The impact price must be submitted on or before the cut-off date specified by BHEL and the original price bid and the price impact bid will be opened together at the time of price bid opening.

5. Un-opened bids (including price bids) will be returned to the respective bidders after release of Purchase order.

Regarding Offers for EPS tenders that get rejected on PQC/ techno-commercial grounds, the bids for the subsequent parts will not be opened i.e., both technical bid and price bid (Parts-II & III) will not be opened in case of rejection on PQC ground and price bid (Part-II/Part-III, as applicable) will not be opened in case of rejection on techno-commercial ground.

6. After receipt of Purchase Order, supplier should submit required documents viz., specified drawings, bill of materials, datasheets, catalogues, quality plan, test procedure, type test report , O & M Manuals and/or any other relevant documents as per Specification/Purchase Order, as and when required by BHEL/ Customer.
7. Any deviation to the terms and conditions not mentioned in the quotation by supplier in response to this enquiry will not be considered, if put forth subsequently or after issue of Purchase Order, unless clarification is sought for by BHEL and agreed upon in the Purchase Order.
8. Evaluation shall be on the basis of delivered cost (i.e. "Total Cost to BHEL").

"Total Cost to BHEL" shall include total basic cost, packing & forwarding charges, taxes and/or duties (as applicable), freight charges, taxes on Services, customs clearance charges for imported items, any other cost indicated by bidder for execution of the contract and loading factors (for non-compliance to BHEL Standard Commercial Terms & Conditions).

Benefits arising out of Nil Import Duty on DEEC, EPCG, DFIA Projects, Physical Exports or such 100% exemptions (statutory benefits), project imports, customer reimbursements of statutory duties (like Basic Customs Duty and cess on customs duty), Input tax credits as applicable will also be taken into account for arriving at the Total cost to BHEL (wherever applicable and as indicated in SCC document of tender).

For EPS tenders, it shall be noted that the prices (including discounts) vis-a-vis currency quoted in EPS portal only will be considered as Final for the purpose of evaluation of the lowest bidder.

Bidder shall ensure to indicate the applicable taxes against each line item in online portal, failing to which the same will be considered as inclusive/NIL.

In the course of evaluation, if more than one bidder happens to occupy L-1 status, effective L-1 will be decided by soliciting discounts from the respective L-1 bidders.

In case more than one bidder happens to occupy the L-1 status even after soliciting discounts, the L-1 bidder shall be decided by a toss/draw of lots, in the presence of the respective L-1 bidder(s) or their representative(s).

Ranking will be done accordingly. BHEL's decision in such situations shall be final and binding.

9. The evaluation currency for this tender shall be INR. For evaluation of offers in foreign currency, the exchange rate (TT selling rate of SBI) shall be taken as under:

Single part bids:            Date of tender opening

Two/three part bids:      Date of Part-I bid opening

Reverse Auction:            Date of Part-I bid opening

In case of Performance Bank Guarantee (PBG) also, exchange rate will be considered as mentioned above for converting foreign currency to Indian currency and vice versa.

If the relevant day happens to be a bank holiday, then the exchange rate as on the previous working day of the bank (SBI) shall be taken.

10. Ranking (L-1, L-2 etc.) shall be done only for the techno-commercially acceptable offers.
11. GeM Seller ID shall be mandatory before placement of order/award of contract for goods and services to the successful bidder(s), for orders exceeding Rs.25 lakhs (including all taxes etc.).

Department of Expenditure (DoE) OM no.6/9/2020-PPD dated: 24.08.2020 may be referred in this regard.

#### **E. INFORMATION ON PAYMENT TERMS:**

1. All payments will be through Electronic Fund transfer (EFT). Vendor has to furnish necessary details as per BHEL standard format (**Refer Annexure IV**) for receiving all payments through NEFT.(Applicable for Indian vendors only).
2. In case of High Sea Sales transaction, customs clearance of the consignment landed on Indian Sea/Air ports will be done by BHEL based on the original HSS documents provided by vendors.  
All warehousing charges due to delay in submission of complete and or correct HSS documents to BHEL will be to supplier's account only. Such recovery will be made out of any of the available bills (**Refer Annexure V**).
3. Statutory deductions, if any, will be made and the deduction certificate shall be issued.
  - A. In case vendor does not provide PAN details, the TDS deduction shall be at the maximum percentage stipulated as per the provisions of Income Tax Act.  
In addition to the above, Foreign vendors shall also submit relevant details of their bankers like Swift Code, Banker's Name &Address etc.
  - B. TDS deduction as per section 51 of CGST Act,2017 shall be applicable as per Gazette Notification No. 50/2018-Central Tax, Dated: 13th September 2018. TDS deduction is also applicable on purchase of goods as per the latest notification under section 194Q, and subsequent notification(s) as and when released by Govt. authorities.
4. Procurement of Goods/ Works/ Services/ Consultancy Services [under clause relating to "Income Tax and Corporate Tax" or "TDS" of Model ITBs]
  - a) Provision w.r.t. TDS on Purchase of Goods under section 194Q of Income Tax Act applicable from 01.07.2021 is as under:
    - i. TDS as applicable will be deducted by BHEL under section 194Q of the Income Tax Act, 1961 on Purchases exceeds, the amount of Rupees. 50 Lakhs or limit defined therein from time to time during the financial year under the Indian Income Tax act 1961.
    - ii. Since BHEL is liable to deduct Income Tax TDS under section 194Q, the provision of TCS as per section 206C(1H) of the Income Tax Act, 1961 shall not be applicable.

b) Higher rate of TDS for non-filers of ITR as per Section 206AB of Income Tax Act, 1961, in case of any vendor who does not filed their Income Tax Return for both of the two previous years preceding to current year and aggregate amount of TDS is more than or equal to Rs. 50,000/- in each of those previous two years (or limit defined by Govt. from time to time), then TDS will be deducted at the higher of following rates:

(i) Twice the rate mentioned in relevant TDS section.

(ii) Twice the rate or rates in force

(iii) 5%

5. Incomplete documentation will not be accepted. Delayed submission of invoice / documents may result in corresponding delay in payment. In this connection, request to also refer clause: G about invoicing & payment formalities under GST regime.

Applicable documents shall be submitted to the purchaser at the time of execution of supplies/services for availing GST input credits.

#### **F. STANDARD PAYMENT TERMS OF BHEL-EDN:**

<b><u>PURCHASE ORDERS FOR:</u></b>	<b><u>SUPPLY WITH SERVICE(S)</u></b>	<b><u>SUPPLY ONLY</u></b>
<b><u>INDIGENOUS PROCUREMENT</u></b>	<p>a. 100% of basic value with taxes and freight will be paid in 45 days from the date of dispatch or 15 days from the date of submission of complete set of documentation, whichever is later.</p> <p><u>Note:</u> In case PBG is not furnished, only 90% payment will be released against 100% claim without the consent of Vendor. This 10% basic amount withheld towards PBG will be paid either against submission of supplementary invoice &amp; Original PBG (or) against supplementary invoice without PBG after expiry of Warranty period.</p>	<p>b. 100% of PO value with taxes and freight will be paid in 45 days from the date of dispatch or 15 days from the date of submission of complete set of documentation, whichever is later.</p>
<b><u>IMPORT PROCUREMENT</u></b>	<p>c. 100% of basic value will be paid against usance draft of 45 days from the date of AWB/BOL on submission of complete set of documents.</p> <p><u>Note:</u> In case PBG is not furnished, only 90% payment will be released against 100% claim without the consent of Vendor. This 10% basic amount withheld towards PBG will be paid either against submission of supplementary invoice &amp; Original PBG (or) against supplementary invoice without PBG after expiry of Warranty period.</p>	<p>d. 100% of PO value will be paid against usance draft of 45 days from the date of AWB/BOL on submission of complete set of documents.</p>

<p><b><u>HIGH-SEA SALES PROCUREMENT</u></b></p>	<p>e. 100% of basic value will be paid in 45 days from the date of signing of High Sea Sale agreement or 15 days from the date of submission of complete set of documentation, whichever is later</p> <p><u>Note:</u> In case PBG is not furnished, only 90% payment will be released against 100% claim without the consent of Vendor. This 10% basic amount withheld towards PBG will be paid either against submission of supplementary invoice &amp; Original PBG (or) against supplementary invoice without PBG after expiry of Warranty period.</p>	<p>f. 100% of basic value will be paid in 45 days from the date of signing of High Sea Sale agreement or 15 days from the date of submission of complete set of documentation, whichever is later.</p>
---	---	--

**g. Erection and Commissioning:**

**Evaluation methodology:** Unless and otherwise specified in SCC, E&C charges should not be less than 10% of the main supply value. In case the quoted total E&C value is less than 10% of the main supply value, BHEL shall evaluate Bidders Price deducting differential amount from main supply price proportionally from all items and apportioning towards E&C charges.

**Payment term:** 100% E&C charges along with tax as applicable, will be paid in 15 days from the date of submission of supplementary invoice/documents against proof of completion of E&C.

**h. Erection Supervision and Commissioning:**

**Evaluation methodology:** Unless and otherwise specified in SCC, E&C charges should not be less than 5% of the main supply value. In case the quoted total E&C value is less than 5% of the main supply value, BHEL shall evaluate Bidders Price deducting differential amount from main supply price proportionally from all items and apportioning towards E&C charges.

**Payment term:** 100% E&C charges along with tax as applicable, will be paid in 15 days from the date of submission of supplementary invoice/documents against proof of completion of E&C.

**i. Comprehensive Annual Maintenance Contract:**

**Evaluation methodology:** Unless and otherwise specified in SCC, CAMC will be applicable for a period of 04 years from the date of expiry of warranty period (or) from the date of completion of commissioning of equipment, whichever is later and the total CAMC value should not be less than 20% of the main supply value. In case the quoted total CAMC value is less than 20% of the main supply value, BHEL shall evaluate Bidders Price deducting differential amount from main supply price proportionally from all items and apportioning towards CAMC charges.

**Payment terms:** 100% CAMC charges along with tax as applicable, will be paid in 15 days from the date of submission of supplementary invoice/documents against proof of completion of CAMC on yearly basis.

**j. Terms of Payment for Training:** 100% payment will be made in 45 days from the date of completion of Training or 15 days from the date of submission of complete set of invoice along with documentary evidence, whichever is later.

**LOADING FACTORS FOR DEVIATION IN PAYMENT TERMS (APPLICABLE FOR IMPORT PROCUREMENT ONLY):**

- 1) For offers received with Sight draft payment term in place of Usance draft, loading applicable will be 1.0% of basic value.
- 2) For offers received with Letter of Credit payment term with Usance of 45 days, loading applicable will be 2.5% of basic value.  
Additional loading of 2% will be applicable for payment term as Letter of Credit at Sight.
- k. Any payment term with credit period of less than 45 days for indigenous supply/HSS and any other variation of payment terms are liable for rejection.
- l. Standard payment terms indicated in Clauses: F (a), (b), (c), (d), (e), (f), (g), (h), (i) & (j) will not attract any loading.

**Note 1:** Basic value of Purchase Order mentioned above will include all components of the purchase order and will exclude only taxes, duties, freight, training charges, E&C and AMC charges (wherever applicable). Wherever the Purchase Order is split into import portion and indigenous portion of supply, minimum % to be quoted for Services, wherever mentioned, will be of both purchase order values put together.

**Note 2:** In case of multiple packages/units in a power plant, payment of E&C charges will be processed on pro-rata basis.

**Note 3:** No deviation will be permitted from the duration of Guarantee/Warranty and/or Comprehensive Annual Maintenance Contract period specified in SCC.

**G. Terms & Conditions to be complied under GST regime:**

1. All invoices to contain BHEL-EDN (buyer) GSTIN number: 29AAACB4146P1ZB. However for CGST +SGST/UGST billing outside the state of Karnataka, invoice has to be generated with BHEL's Nodal Agency GSTIN number. Address of Nodal Agency along with GSTIN number will be provided by BHEL at the time of issuing dispatch clearance.
2. The Bidder shall mention Bidder's GSTIN number in all quotations and Invoices submitted.
3. The Bidder shall also mention HSN (Harmonized System of Nomenclature) / SAC (Services Accounting Code) mandatorily in all quotations and invoices submitted.
4. Invoice submitted should be in the format as specified under GST Laws viz., all details as mentioned in Invoice Rules like GST registration number(GSTIN), invoice number with date of issue, quantity, rate, value, taxes with nomenclature – CGST, SGST, UGST,IGST mentioned separately, HSN Code / SAC Code etc. Invoice should be submitted in original for buyer plus duplicate for credit availment.
5. Payment of GST to Vendor will be made only if it is matching with data uploaded by the Vendor in GST portal.
6. For invoices paid on Reverse charge basis – “Tax payable on reverse charge basis” to be mentioned on the invoice.
7. In case GST credit is delayed/denied to BHEL due to non/delayed receipt of goods and/or tax invoice or expiry of timeline prescribed in GST law for availing such ITC, or any other reasons not attributable to BHEL, GST amount will be recoverable from vendor along with interest levied/ leviable on BHEL.
8. In case vendor delays declaring such invoice in his return and GST credit availed by BHEL is denied or reversed subsequently as per GST law, GST amount paid by BHEL towards such ITC reversal as per GST law will be recoverable from vendor/contractor along with interest levied/ leviable on BHEL.

9. Vendor should intimate BHEL immediately on the same date of invoicing without any delay.
10. In case of discrepancy in the data uploaded by supplier in the GSTN portal or in case of any shortages or rejection in the supply, then BHEL will not be able to avail the tax credit and will notify the supplier of the same. Supplier has to rectify the data discrepancy in the GSTN portal or issue credit note (details to be uploaded in GSTN portal) for the shortages or rejections in the supplies, within the calendar month notified by BHEL.
11. Bidders to note that Rules & Regulations pertaining to E-way bill system are to be strictly adhered to, as and when notified by Govt. authorities.
12. As per Notification 88/2020-Central Tax dated 10th November 2020 (applicable w.e.f. 01 January 2021), the turnover for applicability of E-invoicing provisions has been reduced from 500 crores to 100 crores. In other words, registered person [other than a SEZ unit and those referred in Rule 54(2), 54(3), 54(4) and 54(4A) of the CGST Rules], whose aggregate turnover in any preceding financial year from 2017-18 onwards exceeds 100 crores, is required to comply with the requirement of IRN and QR code in respect of supply of goods or services or both to a registered person or for exports.

#### H. Performance bank guarantee (PBG):

Performance bank guarantee (PBG) will be applicable as called in the tender documents. Unless otherwise specified in the SCC, the PBG against performance of the contract shall be valid for a period of 24 months from the date of dispatch of goods + claim period of 03 months, for a value equal to 10 % of the basic value of the purchase order which will include all components of the purchase order and will exclude only taxes, duties, freight, training charges, E&C and AMC charges (wherever applicable).

1. The BG issued in Indian Rupees by Banks in India is to be executed on Non-Judicial Stamp paper/e-stamp paper of appropriate value as per Stamp Act prevailing in the State(s) where the BG is submitted or is to be acted upon or the rate prevailing in the State where the BG was executed, whichever is higher. The Stamp Paper/e-stamp paper shall be purchased in the name of Vendor/Bank issuing the guarantee.
2. No deviation for the duration and value of PBG will be permitted.
3. PBG shall be from any of the BHEL consortium of bankers (**refer Annexure VI**).
4. PBGs from nationalized banks are also acceptable.
5. PBG should be sent directly by the bank to the dealing executive mentioned in the purchase order located at the address mentioned in the purchase order.
6. PBG should be in the format specified (**refer Annexure VII**). No deviation to this format will be allowed. However in case BHEL changes the PBG format, bidder shall honor the same.
7. Bank Guarantee should be enforceable in Bangalore.
8. In Case of Bank Guarantees submitted by Foreign Vendors-
  - a. From Nationalized/Public Sector / Private Sector/ Foreign Banks (BG issued by Branches in India) can be accepted subject to the condition that the Bank Guarantee should be enforceable in Bangalore.
  - b. From Foreign Banks (wherein Foreign Vendors intend to provide BG from local branch of the Vendor country's Bank)
    - b.1 Please note that Bank Guarantee issued by any of the Consortium Banks only will be accepted by BHEL. As such, Foreign Vendor needs to make necessary arrangements for issuance of Counter-Guarantee by Foreign Bank in favour of the Indian Bank's (BHEL's Consortium Bank) branch in India.

It shall be noted that all charges for issuance of Bank Guarantee/ counter- Guarantee should be borne by the Foreign Vendor.

b.2 In case, Foreign Vendors intend to provide BG from Overseas Branch of our Consortium Bank (e.g. if a BG is to be issued by SBI Frankfurt), the same is acceptable. However, the procedure at sl.no. b.1 is required to be followed.

b.3 The BG issued may preferably be subject to Uniform Rules for Demand Guarantees (URDG) 758 (as amended from time to time).

9. Expired PBGs will be returned only after expiry of the claim period.

10. PBG shall not be applicable for spares.

**I. PURCHASE PREFERENCE FOR MSE(MICRO AND SMALL ENTERPRISES) VENDORS:**

Purchase preference will be given to MSEs as defined in Public Procurement Policy for Micro and Small Enterprises (MSEs) Order, 2012 dated 23.03.2012 issued by Ministry of Micro, Small and Medium Enterprises and its subsequent Orders/Notifications issued by concerned Ministry. If the bidder wants to avail the Purchase preference, the bidder must be the manufacturer of the offered product in case of bid for supply of goods. Traders are excluded from the purview of Public Procurement Policy for Micro and Small Enterprises. Relevant documentary evidence in this regard shall be uploaded along with the bid in respect of the offered product. Purchase preference to Micro and Small Enterprises clause in the bid, the same will get precedence over this clause.

1. If tendered quantity is Splittable: In tender, participating MSEs quoting price within price band of L1+15 percent shall also be allowed to supply a portion of requirement by bringing down their price to L1 price in a situation where L1 price from someone other than a MSE and such MSE shall be allowed to supply at least 25% of total tendered value. In case of more than one such MSE, the supply shall be shared proportionately (to tendered quantity).

- 3% of the 25% will be earmarked for women owned MSEs.
- 25% of the 25% (i.e., 6.25% of the total enquired quantity) will be earmarked for SC/ST owned MSE firms provided conditions as mentioned in (1) & (2) are fulfilled.
- In case where no SC/ST category firms are meeting the conditions mentioned in (1) and (2) or have not participated in the tender, the 6.25% of earmarked quantity for SC/ST owned MSE firms will be distributed among the other eligible MSE vendors who have participated in the tender.

2. If tendered quantity is Non-Splittable: If L-1 is not an MSE and MSE Seller (s) has/have quoted price within L-1+ 15% of margin of purchase preference /price band defined in relevant policy, such Seller shall be given opportunity to match L-1 price and contract will be awarded for 100% of total value.

**J. INTEGRITY COMMITMENT IN THE TENDER PROCESS, AND EXECUTION OF CONTRACTS:**

1. Commitment by BHEL: BHEL commits to take all measures necessary to prevent corruption in connection with the Tender process and execution of the Contract. BHEL will, during the tender process, treat all bidder / suppliers in a transparent and fair manner, and with equity.
2. Commitment by Bidder(s)/ Contractor(s):
  - a. The Bidder(s)/ Contractor(s) commit(s) to take all measures to prevent corruption and will not directly or indirectly try to influence any decision or benefit which he is not legally entitled to.
  - b. The Bidder(s)/ Contractor(s) will not enter with other Bidder(s) into any undisclosed agreement or understanding or any actions to restrict competition.
  - c. The Bidder(s)/ Contractor(s) will not commit any offence under the relevant Acts. The Bidder(s)/ Contractor(s) will not use improperly, for purposes of competition or personal gain or pass on to others, any information or document provided by BHEL as part of business relationship.

d. The Bidder(s)/ Contractor(s) will, when presenting his bid, disclose any and all payments he has made, and is committed to or intends to make to agents, brokers or any other intermediaries in connection with the award of the contract and shall adhere to the relevant guidelines issued from time to time by Government of India/ BHEL.

If the Bidder(s) / Contractor(s), before award or during execution of the Contract commit(s) a transgression of the above or in any other manner such as to put his reliability or credibility in question, BHEL is entitled to disqualify the Bidder(s) / Contractor (s) from the tender process or terminate the contract and/ or take suitable action as deemed fit.

**K. Integrity Pact (IP):**

a) IP is a tool to ensure that activities and transactions between the Company and its Bidders/ Contractors are handled in a fair, transparent and corruption free manner. Following independent External Monitors (IEMs) on the present panel have been appointed by BHEL with the approval of CVC to oversee implementation of IP in BHEL.

SI	IEM	Email
1.	Shri Otem Dai, IAS (Retd.)	<a href="mailto:iem1@bhel.in">iem1@bhel.in</a>
2.	Shri Bishwamitra Pandey, IRAS (Retd.)	<a href="mailto:iem2@bhel.in">iem2@bhel.in</a>
3.	Shri Mukesh Mittal, IRS (Retd.)	<a href="mailto:iem3@bhel.in">iem3@bhel.in</a>

b) Please refer Section-8 of the IP for Role and Responsibilities of IEMs (Annexure I). In case of any complaint arising out of the tendering process, the matter may be referred to any of the above IEM(s). All correspondence with the IEM/s shall be done through email only.

Note: No routine correspondence shall be addressed to the IEM (phone/ post/ email) regarding the clarifications, time extensions or any other administrative queries, etc. on the tender issued. All such clarification/ issues shall be addressed directly to the tender issuing (procurement) department's officials whose contact details are indicated in SCC document of tender.

Annexure

Annexure I  
Guidelines for Indian Agents

- **Definition of Indian Agent:** An Indian Agent of foreign principal is an individual, a partnership, an association of persons, a private or public company, that carries out specific obligation(s) towards processing of BHEL tender or finalization or execution of BHEL's contract on behalf of the foreign supplier.

In case of yes, vendor to note the following and reply accordingly:

- BHEL shall deal directly with foreign vendors, wherever required, for procurement of goods. However, if the foreign principal desires to avail of the services of an Indian agent, then the foreign principal should ensure compliance to regulatory guidelines - which require mandatory submission of an Agency Agreement.
- It shall be incumbent on the Indian agent and the foreign principal to adhere to the relevant guidelines of Government of India, issued from time to time.
- The Agency Agreement should specify the precise relationship between the foreign OEM / foreign principal and their Indian agent and their mutual interest in the business. All services to be rendered by agent/ associate, whether of general nature or in relation to the particular contract, must be clearly stated by the foreign supplier/ Indian agent. Any payment, which the agent or associate receives in India or abroad from the OEM, whether as commission or as a general retainer fee should be brought on record in the Agreement and be made explicit in order to ensure compliance to laws of the country.
- Any agency commission to be paid by BHEL to the Indian agent shall be in Indian currency only.
- Tax deduction at source is applicable to the agency commission paid to the Indian agent as per the prevailing rules.
- In the absence of any agency agreement, BHEL shall not deal with any Indian agent (authorized representatives / associate / consultant, or by whatever name called) and shall deal directly with the foreign principal only for all correspondence and business purposes.
- The "Guidelines for Indian Agents of Foreign Suppliers" enclosed at annexure - 'A' shall apply in all such cases.

- viii. The supply and execution of the Purchase Order (including indigenous supplies/ service) shall be in the scope of the OEM/ foreign principal. The OEM/ foreign principal should submit their offer inclusive of all indigenous supplies/ services and evaluation will be based on 'total cost to BHEL'. In case OEM/ foreign principal recommends placement of order(s) towards indigenous portion of supplies/ services on Indian supplier(s)/ agent on their behalf, the credentials/ capacity/ capability of the Indian supplier(s)/ agent to make the supplies/ services shall be checked by BHEL as per the extant guidelines of Supplier Evaluation, Approval & Review Procedure (SEARP), before opening of price bids. In this regard, details may be checked as per Annexure-B (copy enclosed). It will be the responsibility of the OEM/ foreign principal to get acquainted with the evaluation requirements of Indian supplier/ agent as per SEARP available on [www.bhel.com](http://www.bhel.com).

The responsibility for successful execution of the contract (including indigenous supplies/ services) lies with the OEM/ foreign principal. All bank guarantees to this effect shall be in the scope of the OEM/ foreign principal.

--x--

Vendor's Signature with Seal

Guidelines for Indian Agents of Foreign Suppliers

- 1.0 There shall be compulsory registration of agents for all Global (Open) Tender and Limited Tender. An agent who is not registered with BHEL shall apply for registration in the registration form in line with SEARP.
- 1.1 Registered agents will file an authenticated Photostat copy duly attested by a Notary Public/Original certificate of the Principal confirming the agency agreement and giving the status being enjoyed by the agent and the commission/ remuneration/ salary/ retainership being paid by the principal to the agent before the placement of order by BHEL.
- 1.2 Wherever the Indian representatives have communicated on behalf of their principals and the foreign parties have stated that they are not paying any commission to the Indian agents, and the Indian representative is working on the basis of salary or as retainer, a written declaration to this effect should be submitted by the party (i.e. Principal) before finalizing the order.
- 2.0 **Disclosure of particulars of agents/ representatives in India, if any.**
- 2.1 Tenderers of Foreign nationality shall furnish the following details in their offers:
  - 2.1.1 The Bidder(s)/ Contractor(s) of foreign origin shall disclose the name and address of the agents/ representatives in India if any and the extent of authorization and authority given to commit the Principals. In case the agent/ representative be a foreign Company, it shall be confirmed whether it is existing Company and details of the same shall be furnished.
  - 2.1.2 The amount of commission/ remuneration included in the quoted price(s) for such agents/ representatives in India.
  - 2.1.3 Confirmation of the Tenderer that the commission/ remuneration, if any, payable to his agents/ representatives in India, may be paid by BHEL in Indian Rupees only.
- 2.2 Tenderers of Indian Nationality shall furnish the following details in their offers:
  - 2.2.1 The Bidder(s)/ Contractor(s) of Indian Nationality shall furnish the name and address of the foreign principals, if any, indicating their nationality as well as their status, i.e. whether manufacturer or agents of manufacturer holding the Letter of Authority of the Principal specifically authorizing the agent to make an offer in India in response to tender either directly or through the agents/ representatives.
  - 2.2.2 The amount of commission/ remuneration included in the price (s) quoted by the Tenderer for himself.
  - 2.2.3 Confirmation of the foreign principals of the Tenderer that the commission/ remuneration, if any, reserved for the Tenderer in the quoted price(s), may be paid by BHEL in India in equivalent Indian Rupees on satisfactory completion of the Project or supplies of Stores and Spares in case of operation items.
- 2.3 In either case, in the event of contract materializing, the terms of payment will provide for payment of the commission/ remuneration, if any payable to the agents/ representatives in India in Indian Rupees on expiry of 90 days after the discharge of the obligations under the contract.
- 2.4 Failure to furnish correct and detailed information as called for in paragraph 2.0 above will render the concerned tender liable to rejection or in the event of a contract materializing, the same liable to termination by BHEL. Besides this there would be a penalty of banning business dealings with BHEL or damage or payment of a named sum.

**ANNEXURE - II**  
**LIST OF INTERNATIONAL GATEWAY AIRPORTS**

For air based consignment, terms of delivery will be on FCA basis from following listed airports only. Vendors are requested to verify this list for use before submission of offer.

SCHEDULE NO	COUNTRY	CURRENCY CODE	AIRPORT
D01	UK	GBP	LONDON (HEATHROW)
D02	UK	GBP	NEW CASTLE
D03	UK	GBP	OXFORD. CHETLAM
D04	UK	GBP	BRISTOL. WELLINGBOROUGH
D05	UK	GBP	BIRMINGHAM
D06	UK	GBP	EAST MIDLANDS
D07	UK	GBP	MANCHESTER
D08	UK	GBP	LEEDS
D09	UK	GBP	GLASGOW
D10	FRANCE	EURO	PARIS (ROISSY) & LYON
D11	SWEDEN	EURO	STOCKHOLM
D12	SWEDEN	EURO	GOTHENBERG & MALMO
D13	ITALY	EURO	ROMA, MILAN
D14	ITALY	EURO	TURIN, BOLOGNA, FLORENCE
D15	NETHERLANDS	EURO	AMSTERDAM, ROTTERDAM
D16	AUSTRIA	EURO	VIENNA, LINZ, GRAZ
D17	BELGIUM	EURO	ANTWERP, BRUSSELS
D18	DENMARK	DKK	COPENHAGEN
D19	JAPAN	JPY	TOKYO, OSAKA
D20	SINGAPORE	SGD	SINGAPORE
D21	CANADA	CAD	TORONTO
D22	CANADA	CAD	MONTREAL
D23	USA	USD	NEW YORK, BOSTON
D24	USA	USD	CHICAGO
D25	USA	USD	SAN FRANCISCO, LOS ANGELES
D26	USA	USD	ALANTA, HOUSTON
D27	GERMANY	EURO	MUNICH, KOLN, DUSSELDORF, HANNOVER, HAMBURG, STUTTGART, DAMSTADT, MANIHIEM, NURUMBERG
D28	GERMANY	EURO	FRANKFURT
D29	GERMANY	EURO	BERLIN
D30	SWITZERLAND	SFR	BASLE, ZURICH, GENEVA
D31	SPAIN	EURO	BARCELONA
D32	AUSTRALIA	AUD	SYDNEY
D33	AUSTRALIA	AUD	MELBOURNE
D34	AUSTRALIA	AUD	PERTH
D35	CZECH	EURO	PRAGUE
D36	HONG KONG	HKD	HONG KONG
D37	NEW ZELAND	NZD	AUCKLAND
D38	RUSSIA	USD	MOSCOW
D39	SOUTH KOREA	USD	KIMPO INTERNATIONAL, INCHEON
D40	FINLAND	EURO	HELSINKI
D41	ROMANIA	EURO	BUCHAREST
D42	NORWAY	EURO	OSLO
D43	IRELAND	EURO	DUBLIN
D44	ISRAEL	USD	TEL AVIV
D45	UAE	USD	DUBAI
D46	OMAN	USD	MUSCAT
D47	EGYPT	USD	CAIRO
D48	TAIWAN	USD	TAIPEI
D49	UKRAINE	USD	KIEV
D50	CHINA	USD	SHANGHAI, SHENZHEN
D51	PHILIPINES	USD	MANILA
D52	MALAYSIA	USD	KUALALUMPUR, PE NANG
D53	CYPRUS	USD	LARNACA
D54	SOUTH AFRICA	USD	JOHANNESBERG, DURBAN
D55	SLOVAKIA	EURO	BARTISLOVA
D56	SAUDI ARABIA	SAR	RIYADH
D57	TURKEY	EURO	ISTANBUL
D58	THAILAND	USD	BANGKOK
D59	BRAZIL	USD	SAO PAULO, RIO DE JANEIRO

**ANNEXURE – III**

**DISCREPANCY IN WORDS & FIGURES – QUOTED IN PRICE BID**

Following guidelines will be followed in case of discrepancy in words & figures-quoted in price bid:

(a) If, in the price structure quoted for the required goods/services/works, there is discrepancy between the unit price and the total price (which is obtained by multiplying the unit price by the quantity), the unit price shall prevail and the total price corrected accordingly, unless in the opinion of the purchaser there is an obvious misplacement of the decimal point in the unit price, in which case the total price as quoted shall govern and the unit price corrected accordingly.

(b) If there is an error in a total corresponding to the addition or subtraction of subtotals, the subtotals shall prevail and the total shall be corrected; and

(c) If there is a discrepancy between words and figures, the amount in words shall prevail, unless the amount expressed in words is related to an arithmetic error, in which case the amount in figures shall prevail subject to (a) and (b) above.

(d) If there is such discrepancy in an offer, the same shall be conveyed to the bidder with target date upto which the bidder has to send his acceptance on the above lines and if the bidder does not agree to the decision of the purchaser, the bid is liable to be ignored.

**ANNEXURE - IV**  
**Electronic Funds Transfer (EFT) OR**  
**Paylink Direct Credit Form**

Please Fill up the form in **CAPITAL LETTERS** only.

TYPE OF REQUEST(Tick one): \_\_\_\_\_ CREATE \_\_\_\_\_ CHANGE

BHEL Vendor / Supplier Code:

Company Name :

Permanent Account Number(PAN):

Address

City:  PINCODE  STATE

Contact Person(s)

Telephone No:

Fax No:

e-mail id:

1 Bank Name:

2 Bank Address:

3 Bank Telephone No:

4 Bank Account No:

5 Account Type: Savings/Cash Credit

6 9 Digit Code Number of Bank and branch appearing on MICR cheque issued by Bank

7 Bank IFSC Code(applicable for NEFT )

8 Bank IFSC code(applicable for RTGS)  (Indian Financial System Code)

- A I hereby certify that the particulars given above are true, correct and complete and that I, as a representative for the above named Company, hereby authorise BHEL, EDN, Bangalore to electronically deposit payments to the designated bank account.
- B If the transaction is delayed or not effected at all for reasons of incomplete or incorrect information, I would not hold BHEL / transferring Bank responsible.
- C This authority remains in full force until BHEL, EDN, Bangalore receives written notification requesting a change or cancellation.
- D I have read the contents of the covering letter and agree to discharge the responsibility expected of me as a participant under ECS / EFT.

Date:

Authorised Signatory:

Designation: \_\_\_\_\_ Telephone No. with STD Code \_\_\_\_\_

Company Seal

**Bank Certificate**

We certify that \_\_\_\_\_ has an Account No \_\_\_\_\_ with us and we confirm that the bank details given above are correct as per our records.

Date: \_\_\_\_\_ (.....)

Place: \_\_\_\_\_ Signature \_\_\_\_\_

Please return completed form along with a blank cancelled cheque or photocopy thereof to:

Bharath Heavy Electricals Ltd,

Attn:

Electronics Division, Mysore Road,

BANGALORE - 560 026

In case of any Query, please call concerned purchase executive.

**ANNEXURE - V**  
**PRESENT PROCEDURE FOR SALE IN TRANSIT (HIGH SEA SALES)**

In case of High Sea Sales, vendor should submit following documents:

**1. ORIGINAL HIGH SEA SALES AGREEMENT**

- Sale agreement (on Rs. 200/- non-judicial stamp paper & notarised with 2 witnesses with identity) has to be signed between BHEL and the Party importing material. The date of the sale documents should be in between the date of House Air Way Bill / Bill of Lading and before landing of the goods in Indian origin.
- Following shall be included in the High Sea Sales Agreement:  
"THE BUYER ALSO UNDERTAKE DISCHARGES, THE OBLIGATION AND FULFILLMENT OF CONDITIONS, IF ANY, ATTACHED TO THE IMPORTATION, ASSESSMENT AND CLEARANCE OF THE GOODS IN TERMS CUSTOMS TARIFF ACT 1975, THE CUSTOMS ACT 1962 & RULES & REGULATIONS MADE THERE UNDER AND OTHER RELEVANT ACTS, ORDERS, NOTIFICATIONS".

**2. ORIGINAL INVOICES: INDIGENOUS RUPEE INVOICE & FOREIGN CURRENCY INVOICE**

- Prices should be C.I.F., designated airport/seaport basis.
- I.E.C., C.S.T., K.S.T. Nos. to be mentioned.
- Description of item (Nomenclature), Unit & Quantity in both the Foreign Currency & the Indigenous Invoice in Rupee shall be exactly as per Purchase Order Description of item, Quantity and Unit. The Indigenous Invoice value shall be exactly as per Purchase Order value.
- Seller should give Foreign Currency Invoice from the original consignor. The Foreign Currency Invoice value should be at least 2% (two per cent) less than the Indigenous Rupee Invoice value in equivalent foreign currency.

**4. ORIGINAL HOUSE AIR WAY BILL/ BILL OF LADING**

- The sale agents should duly endorse House Air Way Bill (HAWB) for air shipments or original Bill of Lading (O.B.L.) for sea shipments and Foreign Currency Invoice in favour of BHEL-EDN.

**5. ORIGINAL CARGO ARRIVAL NOTICE FROM FORWARDER.**

**6. ORIGINAL DELIVERY ORDER ISSUED IN NAME OF BHEL-EDN.**

**7. ORIGINAL PACKING LIST.**

**8. A LETTER TO THE COMMISSIONER OF CUSTOMS FOR EFFECTING ABOVE SALE.**

**9. A LETTER TO THE DEPUTY ASSESSOR (OCTROI) FOR EFFECTING ABOVE SALE IN FAVOUR OF BHEL.**

**REMARKS:** In case vendor needs any clarifications on the above, the same may be sought in writing.



ELECTRONICS DIVISION, BANGALORE

**Annexure-VI**

**BHEL MEMBER BANKS (LIST OF CONSORTIUM BANKS)**

Bank Guarantee (BG) shall be issued from the following banks only:

Sl. No.	Nationalised Banks	Sl. No.	Public Sector Banks
1	Allahabad Bank	18	IDBI
2	Andhra Bank		
3	Bank of Baroda	Sl. No.	<b>Foreign Banks</b>
4	Canara Bank	19	CITI Bank N.A
5	Corporation Bank	20	Deutsche Bank AG
6	Central Bank	21	The Hongkong and Shanghai Banking Corporation Ltd. (HSBC)
7	Indian Bank	22	Standard Chartered Bank
8	Indian Overseas Bank	23	J P Morgan
9	Oriental Bank of Commerce		
10	Punjab National Bank	Sl. No.	<b>Private Banks</b>
11	Punjab & Sindh Bank	24	Axis Bank
12	State Bank of India	25	The Federal Bank Limited
13	Syndicate Bank	26	HDFC Bank
14	UCO Bank	27	Kotak Mahindra Bank Ltd
15	Union Bank of India	28	ICICI Bank
16	United Bank of India	29	IndusInd Bank
17	Vijaya Bank	30	Yes Bank

**Note:**

- All BGs must be issued from BHEL consortium banks listed above.
- This list is subject to changes. Hence vendors are requested to check this list every time before issuing BGs.
- Bank Guarantees issued by Co-operative Banks/Financial Institutions cannot be accepted under any circumstance.

Annexure-VII

**BANK GUARANTEE FOR PERFORMANCE SECURITY**

Bank Guarantee No:

Date:

To

NAME

& ADDRESSES OF THE BENEFICIARY

Dear Sirs,

In consideration of Bharat Heavy Electricals Limited (hereinafter referred to as the 'Employer' which expression shall unless repugnant to the context or meaning thereof, include its successors and permitted assigns) incorporated under the Companies Act, 1956 and having its registered office at \_\_\_\_\_<sup>1</sup> through its Unit at.....(name of the Unit) having awarded to (Name of the Vendor / Contractor / Supplier) with its registered office at \_\_\_\_\_<sup>2</sup> hereinafter referred to as the 'Vendor / Contractor / Supplier', which expression shall unless repugnant to the context or meaning thereof, include its successors and permitted assigns), a contract Ref No.....dated .....<sup>3</sup> valued at Rs.....<sup>4</sup> (Rupees -----)/FC.....(in words.....) for .....<sup>5</sup> (hereinafter called the 'Contract') and the Vendor / Contractor / Supplier having agreed to provide a Contract Performance Bank Guarantee, equivalent to .....% (.... Percent) of the said value of the Contract to the Employer for the faithful performance of the Contract,

we, ....., (hereinafter referred to as the Bank), having registered/Head office at ..... and inter alia a branch at ..... being the Guarantor under this Guarantee, hereby, irrevocably and unconditionally undertake to forthwith and immediately pay to the Employer any sum or sums upto a maximum amount of Rs -- .....<sup>6</sup> (Rupees -----) without any demur, immediately on first demand from the Employer and without any reservation, protest, and recourse and without the Employer needing to prove or demonstrate reasons for its such demand.

Any such demand made on the Bank shall be conclusive as regards the amount due and payable by the Bank under this guarantee. However, our liability under this guarantee shall be restricted to an amount not exceeding Rs. \_\_\_\_\_.

We undertake to pay to the Employer any money so demanded notwithstanding any dispute or disputes raised by the Vendor / Contractor / Supplier in any suit or proceeding pending before any Court or Tribunal, Arbitrator or any other authority, our liability under this present being absolute and unequivocal.

The payment so made by us under this Guarantee shall be a valid discharge of our liability for payment thereunder and the Vendor / Contractor / Supplier shall have no claim against us for making such payment.

We the .....bank further agree that the guarantee herein contained shall remain in full force and effect during the period that would be taken for the performance of the said Contract/satisfactory completion of the performance guarantee period as per the terms of the Contract and that it shall continue to be enforceable till

all the dues of the Employer under or by virtue of the said Contract have been fully paid and its claims satisfied or discharged.

We .....BANK further agree with the Employer that the Employer shall have the fullest liberty without our consent and without affecting in any manner our obligations hereunder to vary any of the terms and conditions of the said Contract or to extend time of performance by the said Vendor / Contractor / Supplier from time to time or to postpone for any time or from time to time any of the powers exercisable by the Employer against the said Vendor / Contractor / Supplier and to forbear or enforce any of the terms and conditions relating to the said Contract and we shall not be relieved from our liability by reason of any such variation, or extension being granted to the said Vendor / Contractor / Supplier or for any forbearance, act or omission on the part of the Employer or any indulgence by the Employer to the said Vendor / Contractor / Supplier or by any such matter or thing whatsoever which under the law relating to sureties would but for this provision have effect of so relieving us.

The Bank also agrees that the Employer at its option shall be entitled to enforce this Guarantee against the Bank as a principal debtor, in the first instance without proceeding against the Vendor / Contractor / Supplier and notwithstanding any security or other guarantee that the Employer may have in relation to the Vendor / Contractor / Supplier 's liabilities.

This Guarantee shall remain in force upto and including.....<sup>7</sup> and shall be extended from time to time for such period as may be desired by Employer.

This Guarantee shall not be determined or affected by liquidation or winding up, dissolution or change of constitution or insolvency of the Vendor / Contractor / Supplier but shall in all respects and for all purposes be binding and operative until payment of all money payable to the Employer in terms thereof.

Unless a demand or claim under this guarantee is made on us in writing on or before the .....<sup>8</sup>we shall be discharged from all liabilities under this guarantee thereafter.

We, ..... BANK lastly undertake not to revoke this guarantee during its currency except with the previous consent of the Employer in writing.

Notwithstanding anything to the contrary contained hereinabove:

- a) The liability of the Bank under this Guarantee shall not exceed.....<sup>6</sup>
- b) This Guarantee shall be valid up to .....<sup>7</sup>
- c) Unless the Bank is served a written claim or demand on or before .....<sup>8</sup> all rights under this guarantee shall be forfeited and the Bank shall be relieved and discharged from all liabilities under this guarantee irrespective of whether or not the original bank guarantee is returned to the Bank.

We, \_\_\_\_\_ Bank, have power to issue this Guarantee under law and the undersigned as a duly authorized person has full powers to sign this Guarantee on behalf of the Bank.

For and on behalf of  
(Name of the Bank)

Dated.....

Place of Issue.....

<sup>1</sup> NAME AND ADDRESS OF EMPLOYER I.e Bharat Heavy Electricals Limited

<sup>2</sup> NAME AND ADDRESS OF THE VENDOR /CONTRACTOR / SUPPLIER.

<sup>3</sup> DETAILS ABOUT THE NOTICE OF AWARD/CONTRACT REFERENCE

<sup>4</sup> CONTRACT VALUE

<sup>5</sup> PROJECT/SUPPLY DETAILS

<sup>6</sup> BG AMOUNT IN FIGURES AND WORDS

<sup>7</sup> VALIDITY DATE

<sup>8</sup> DATE OF EXPIRY OF CLAIM PERIOD

## Certificate by Chartered Accountant on letterhead

This is to certify that M/s \_\_\_\_\_  
(hereinafter referred to as 'enterprise') having PAN Number \_\_\_\_\_ and  
UDYAM Registration Number \_\_\_\_\_, registered office at \_\_\_\_\_  
\_\_\_\_\_ is falling under the category  
\_\_\_\_\_ (**Micro / Small / Medium**) under MSMED Act 2006. (Copy of UDYAM Registration  
Certificate to be enclosed).

The said classification of \_\_\_\_\_ (**Micro / Small / Medium**) is arrived at based on the  
Notifications / guidelines / clarifications issued under Micro, Small and Medium Enterprises  
Development Act, 2006 including the notification S.O.2119 (E) dated 26<sup>th</sup> June 2020.

The Investment of the enterprise in Plant and Machinery or Equipment as at 31<sup>st</sup> March  
2020 as per Clause 4 of the Notification is \_\_\_\_\_ (Rupees in Lakhs).

The turnover of the Enterprise for the period ending 31<sup>st</sup> March 2020 as per Clause 5  
of the Notification is \_\_\_\_\_ (Rupees in Lakhs).

Date:

(Signature) Name-  
Membership number-

Seal of Chartered Accountant with UDIN reference

**INTEGRITY PACT****Between**

Bharat Heavy Electricals Ltd. (BHEL), a company registered under the Companies Act 1956 and having its registered office at "BHEL House", Siri Fort, New Delhi - 110049 (India) hereinafter referred to as "The Principal", which expression unless repugnant to the context or meaning hereof shall include its successors or assigns of the ONE PART

and

\_\_\_\_\_, (description of the party along with address), hereinafter referred to as "The Bidder/ Contractor" which expression unless repugnant to the context or meaning hereof shall include its successors or assigns of the OTHER PART

**Preamble**

The Principal intends to award, under laid-down organizational procedures, contract/s for \_\_\_\_\_

\_\_\_\_\_ (hereinafter referred to as "Contract"). The Principal values full compliance with all relevant laws of the land, rules and regulations, and the principles of economic use of resources, and of fairness and transparency in its relations with its Bidder(s)/ Contractor(s).

In order to achieve these goals, the Principal will appoint panel of Independent External Monitor(s) (IEMs), who will monitor the tender process and the execution of the contract for compliance with the principles mentioned above.

**Section 1- Commitments of the Principal**

- 1.1 The Principal commits itself to take all measures necessary to prevent corruption and to observe the following principles: -
  - 1.1.1 No employee of the Principal, personally or through family members, will in connection with the tender for, or the execution of a contract, demand, take a promise for or accept, for self or third person, any material or immaterial benefit which the person is not legally entitled to.
  - 1.1.2 The Principal will, during the tender process treat all Bidder(s) with equity and reason. The Principal will in particular, before and during the tender process, provide to all Bidder(s) the same information and will not provide to any Bidder(s) confidential/ additional information through which the Bidder(s) could obtain an advantage in relation to the tender process or the contract execution.
  - 1.1.3 The Principal will exclude from the process all known prejudiced persons.
- 1.2 If the Principal obtains information on the conduct of any of its employees which is a penal offence under the Indian Penal Code 1860 and Prevention of Corruption Act 1988 or any other statutory penal enactment, or if there be a substantive suspicion in this regard, the Principal will inform its Vigilance Office and in addition can initiate disciplinary actions.

**Section 2 - Commitments of the Bidder(s)/ Contractor(s)**

- 2.1 The Bidder(s)/ Contractor(s) commit himself to take all measures necessary to prevent corruption. The Bidder(s)/ Contractor(s) commits himself to observe the following principles during participation in the tender process and during the contract execution.

ಎ. ಸರವಣ ಬಾಬು, ಮ್ಯಾನೇಜರ್/ನಿ.ಉ-ಎಂ.ಎಂ-ಪಿ.ಆರ್.  
 ए. सरवण बाबु, प्रबंधक/सी.ई.-एम.एम.-पी.आर.  
 A. SARAVANA BABU, MANAGER/CE-MM-PR  
 BHEL-EDN, MYSURU ROAD, BENGALURU-560026


- 2.1.1 The Bidder(s)/ Contractor(s) will not, directly or through any other person or firm, offer, promise or give to the Principal or to any of the Principal's employees involved in the tender process or the execution of the contract or to any third person any material, immaterial or any other benefit which he/ she is not legally entitled to, in order to obtain in exchange any advantage of any kind whatsoever during the tender process or during the execution of the contract.
- 2.1.2 The Bidder(s)/ Contractor(s) will not enter with other Bidder(s) into any illegal or undisclosed agreement or understanding, whether formal or informal. This applies in particular to prices, specifications, certifications, subsidiary contracts, submission or non-submission of bids or any other actions to restrict competitiveness or to introduce cartelization in the bidding process.
- 2.1.3 The Bidder(s)/ Contractor(s) will not commit any penal offence under the relevant Indian Penal Code (IPC) and Prevention of Corruption Act; further the Bidder(s)/ Contractor(s) will not use improperly, for purposes of competition or personal gain, or pass on to others, any information or document provided by the Principal as part of the business relationship, regarding plans, technical proposals and business details, including information contained or transmitted electronically.
- 2.1.4 Foreign Bidder(s)/ Contractor(s) shall disclose the name and address of agents and representatives in India and Indian Bidder(s)/ Contractor(s) to disclose their foreign principals or associates. The Bidder(s)/ Contractor(s) will, when presenting his bid, disclose any and all payments he has made, and is committed to or intends to make to agents, brokers or any other intermediaries in connection with the award of the contract.
- 2.2 The Bidder(s)/ Contractor(s) will not instigate third persons to commit offences outlined above or be an accessory to such offences.
- 2.3 The Bidder(s)/ Contractor(s) shall not approach the Courts while representing the matters to IEMs and shall await their decision in the matter.

### Section 3 - Disqualification from tender process and exclusion from future contracts

If the Bidder(s)/ Contractor(s), before award or during execution has committed a transgression through a violation of Section 2 above, or acts in any other manner such as to put his reliability or credibility in question, the Principal is entitled to disqualify the Bidder(s)/ Contractor(s) from the tender process, terminate the contract, if already awarded, exclude from future business dealings and/ or take action as per the separate "Guidelines on Banning of Business dealings with Suppliers/ Contractors", framed by the Principal.

### Section 4 - Compensation for Damages

- 4.1 If the Principal has disqualified the Bidder (s) from the tender process before award / order acceptance according to Section 3, the Principal is entitled to demand and recover the damages equivalent to Earnest Money Deposit/ Bid Security.
- 4.2 If the Principal is entitled to terminate the Contract according to Section 3, or terminates the Contract in application of Section 3 above, the Bidder(s)/ Contractor (s) transgression through a violation of Section 2 above shall be construed breach of contract and the Principal shall be entitled to demand and recover from the Contractor an amount equal to 5% of the contract value or the amount equivalent to Security Deposit/ Performance Bank Guarantee, whichever is higher, as damages, in addition to and without prejudice to its right to demand and recover compensation for any other loss or damages specified elsewhere in the contract.



ಎ. ಸರವಣ ಬಾಬು, ವ್ಯವಸ್ಥಾಪಕರು/ನಿ.ಉ.-ಎಂ.ಎಂ.-ಪಿ.ಆರ್.  
ए. सरवण बाबु, प्रबंधक/सी.ई.-एम.एम.-पी.आर.  
A. SARAVANA BABU, MANAGER/CE-MM-PR  
BHEL-EDN, MYSURU ROAD, BENGALURU-560026

#### Section 5 - Previous Transgression

- 5.1 The Bidder declares that no previous transgressions occurred in the last 3 (three) years with any other company in any country conforming to the anti-corruption approach or with any other Public Sector Enterprise in India that could justify his exclusion from the tender process.
- 5.2 If the Bidder makes incorrect statement on this subject, he can be disqualified from the tender process or the contract, if already awarded, can be terminated for such reason or action can be taken as per the separate "Guidelines on Banning of Business dealings with Suppliers/ Contractors", framed by the Principal.

#### Section 6 - Equal treatment of all Bidder (s)/ Contractor (s) / Sub-contractor (s)

- 6.1 The Principal will enter into Integrity Pacts with identical conditions as this Integrity Pact with all Bidders and Contractors.
- 6.2 In case of Sub-contracting, the Principal Contractor shall take the responsibility of the adoption of Integrity Pact by the Sub-contractor(s) and ensure that all Sub-contractors also sign the Integrity Pact.
- 6.3 The Principal will disqualify from the tender process all Bidders who do not sign this Integrity Pact or violate its provisions.

#### Section 7 - Criminal Charges against violating Bidders/ Contractors /Subcontractors

If the Principal obtains knowledge of conduct of a Bidder, Contractor or Subcontractor, or of an employee or a representative or an associate of a Bidder, Contractor or Subcontractor which constitutes corruption, or if the Principal has substantive suspicion in this regard, the Principal will inform the Vigilance Office.

#### Section 8 -Independent External Monitor(s)

- 8.1 The Principal appoints competent and credible panel of Independent External Monitor (s) (IEMs) for this Integrity Pact. The task of the IEMs is to review independently and objectively, whether and to what extent the parties comply with the obligations under this Integrity Pact.
- 8.2 The IEMs are not subject to instructions by the representatives of the parties and performs his functions neutrally and independently. He reports to the CMD, BHEL.
- 8.3 The IEMs shall be provided access to all documents/ records pertaining to the Contract, for which a complaint or issue is raised before them as and when warranted. However, the documents/records/information having National Security implications and those documents which have been classified as Secret/Top Secret are not to be disclosed.
- 8.4 The Principal will provide to the IEMs sufficient information about all meetings among the parties related to the Contract provided such meetings could have an impact on the contractual relations between the Principal and the Contractor. The parties offer to the IEMs the option to participate in such meetings.



ಎ. ಸರವಣ ಬಾಬು, ವ್ಯವಸ್ಥಾಪಕರು/ನಿ.ಉ.-ಎಂ.ಎಂ.-ಪಿ.ಆರ್.  
ए. सरवण बाबु, प्रबंधक/सी.ई.-एम.एम.-पी.आर.  
A. SARAVANA BABU, MANAGER/CE-MM-PR  
BHEL-EDN, MYSURU ROAD, BENGALURU-560026

- 8.5 The advisory role of IEMs is envisaged as that of a friend, philosopher and guide. The advice of IEMs would not be legally binding and it is restricted to resolving issues raised by a Bidder regarding any aspect of the tender which allegedly restricts competition or bias towards some Bidders. At the same time, it must be understood that IEMs are not consultants to the Management. Their role is independent in nature and the advice once tendered would not be subject to review at the request of the organization.
- 8.6 For ensuring the desired transparency and objectivity in dealing with the complaints arising out of any tendering process or during execution of Contract, the matter should be examined by the full panel of IEMs jointly, who would look into the records, conduct an investigation, and submit their joint recommendations to the Management.
- 8.7 The IEMs would examine all complaints received by them and give their recommendations/ views to the CMD, BHEL at the earliest. They may also send their report directly to the CVO, in case of suspicion of serious irregularities requiring legal/ administrative action. Only in case of very serious issue having a specific, verifiable Vigilance angle, the matter should be reported directly to the Commission. IEMs will tender their advice on the complaints within 30 days.
- 8.8 The CMD, BHEL shall decide the compensation to be paid to the IEMs and its terms and conditions.
- 8.9 IEMs should examine the process integrity, they are not expected to concern themselves with fixing of responsibility of officers. Complaints alleging mala fide on the part of any officer of the Principal should be looked into by the CVO of the Principal.
- 8.10 If the IEMs have reported to the CMD, BHEL, a substantiated suspicion of an offence under relevant Indian Penal Code / Prevention of Corruption Act, and the CMD, BHEL has not, within reasonable time, taken visible action to proceed against such offence or reported it to the Vigilance Office, the IEMs may also transmit this information directly to the Central Vigilance Commissioner, Government of India.
- 8.11 After award of work, the IEMs shall look into any issue relating to execution of Contract, if specifically raised before them. As an illustrative example, if a Contractor who has been awarded the Contract, during the execution of Contract, raises issue of delayed payment etc. before the IEMs, the same shall be examined by the panel of IEMs. Issues like warranty/ guarantee etc. shall be outside the purview of IEMs.
- 8.12 However, the IEMs may suggest systemic improvements to the management of the Principal, if considered necessary, to bring about transparency, equity and fairness in the system of procurement.
- 8.13 The word 'Monitor' would include both singular and plural.


#### Section 9 - Pact Duration

- 9.1 This Integrity Pact shall be operative from the date this Integrity Pact is signed by both the parties till the final completion of contract for successful Bidder, and for all other Bidders 6 months after the Contract has been awarded. Any violation of the same would entail disqualification of the bidders and exclusion from future business dealings.
- 9.2 If any claim is made/ lodged during currency of this Integrity Pact, the same shall be binding and continue to be valid despite the lapse of this Pact as specified above, unless it is discharged/ determined by the CMD, BHEL.

ಎ. ಸರವಣ ಬಾಬು, ವ್ಯವಸ್ಥಾಪಕರು/ನಿ.ಉ-ಎಂ.ಎಂ-ಪಿ.ಆರ್.  
ಆ. ಸರವಣ ಬಾಬು, ಪ್ರबंधक/सी.ई.-एम.एम.-पी.आर.  
A. SARAVANA BABU, MANAGER/CE-MM-PR  
BHEL-EDN, MYSURU ROAD, BENGALURU-560026

**Section 10 - Other Provisions**

- 10.1 This Integrity Pact is subject to Indian Laws and exclusive jurisdiction shall be of the competent Courts as indicated in the Tender or Contract, as the case may be.
- 10.2 Changes and supplements as well as termination notices need to be made in writing.
- 10.3 If the Bidder(s)/ Contractor(s) is a partnership or a consortium or a joint venture, this Integrity Pact shall be signed by all partners of the partnership or joint venture or all consortium members.
- 10.4 Should one or several provisions of this Integrity Pact turn out to be invalid, the remainder of this Integrity Pact remains valid. In this case, the parties will strive to come to an agreement to their original intentions.
- 10.5 Only those bidders / contractors who have entered into this Integrity Pact with the Principal would be competent to participate in the bidding. In other words, entering into this Integrity Pact would be a preliminary qualification.
- 10.6 In the event of any dispute between the Principal and Bidder(s)/ Contractor(s) relating to the Contract, in case, both the parties are agreeable, they may try to settle dispute through Mediation before the panel of IEMs in a time bound manner. In case, the dispute remains unresolved even after mediation by the panel of IEMs, either party may take further action as the terms & conditions of the Contract. The fees/expenses on dispute resolution through mediation shall be shared by both the parties. Further, the mediation proceedings shall be confidential in nature and the parties shall keep confidential all matters relating to the mediation proceedings including any settlement agreement arrived at between the parties as outcome of mediation. Any views expressed, suggestions, admissions or proposals etc. made by either party in the course of mediation shall not be relied upon or introduced as evidence in any further arbitral or judicial proceedings, whether or not such proceedings relate to the dispute that is the subject of mediation proceedings. Neither of the parties shall present IEMs as witness in any Alternative Dispute Resolution or judicial proceedings in respect of the dispute that was subject of mediation.



For & On behalf of the Principal  
(Office Seal)

ಎ. ಸರವಣ ಬಾಬು, ವ್ಯವಸ್ಥಾಪಕರು/ನಿ.ಉ.-ಎಂ.ಎಂ-ಪಿ.ಆರ್.  
Place ಆ. ಸರವಣ ಬಾಬು, ಪ್ರबंधक/सी.ई.-एम.एम.-पी.आर.  
Date A. SARAVANA BABU, MANAGER/CE-MM-PR  
BHEL-EDN, MYSURU ROAD, BENGALURU-560026

Witness: Moulish G  
(Name & Address) BHEL - EDN, Bangalore - 26.

For & On behalf of the Bidder/ Contractor  
(Office Seal)

Witness: \_\_\_\_\_  
(Name & Address) \_\_\_\_\_

## Annexure-X

### Restrictions under Rule 144(xi) of General Financial Rules, 2017 amendment dt: 23.07.2020

- I. Any bidder from a country which shares a land border with India will be eligible to bid in this tender only if the bidder is registered with the Competent Authority.
- II. "Bidder" (including the term 'tenderer', 'consultant' or 'service provider' in certain contexts) means any person or firm or company, including any member of a consortium or joint venture (that is an association of several persons, or firms or companies), every artificial juridical person not falling in any of the descriptions of bidders stated hereinbefore, including any agency branch or office controlled by such person, participating in a procurement process.
- III. "Bidder from a country which shares a land border with India" for the purpose of this Order means :-
  - a. An entity incorporated, established or registered in such a country; or
  - b. A subsidiary of an entity incorporated, established or registered in such a country; or
  - c. An entity substantially controlled through entities incorporated, established or registered in such a country; or
  - d. An entity whose *beneficial owner* is situated in such a country; or
  - e. An Indian (or other) agent of such an entity; or
  - f. A natural person who is a citizen of such a country; or
  - g. A consortium or joint venture where any member of the consortium or joint venture falls under any of the above
- IV. The *beneficial owner* for the purpose of (iii) above will be as under:
  1. In case of a company or Limited Liability Partnership, the beneficial owner is the natural person(s), who, whether acting alone or together, or through one or more juridical person, has a controlling ownership interest or who exercises control through other means.

Explanation--

    - a. "Controlling ownership interest" means ownership of or entitlement to more than twenty-five per cent of shares or capital or profits of the company;
    - b. "Control" shall include the right to appoint majority of the directors or to control the management or policy decisions including by virtue of their shareholding or management rights or shareholders agreements or voting agreements;
  2. In case of a partnership firm, the beneficial owner is the natural person(s) who, whether acting alone or together, or through one or more juridical person, has ownership of entitlement to more than fifteen percent of capital or profits of the partnership;

3. In case of an unincorporated association or body of individuals, the beneficial owner is the natural person(s), who, whether acting alone or together, or through one or more juridical person, has ownership of or entitlement to more than fifteen percent of the property or capital or profits of such association or body of individuals;
  4. Where no natural person is identified under (1) or (2) or (3) above, the beneficial owner is the relevant natural person who holds the position of senior managing official;
  5. In case of a trust, the identification of beneficial owner(s) shall include identification of the author of the trust, the trustee, the beneficiaries with fifteen percent or more interest in the trust and any other natural person exercising ultimate effective control over the trust through a chain of control or ownership.
- V. An Agent is a person employed to do any act for another, or to represent another in dealings with third person.



A4-10

REF. : CE / 416 /PATRATU/ LIE-LIR / OT

REV. NO. : 00

PAGE : 01 OF 02

COPYRIGHT AND CONFIDENTIAL  
THE INFORMATION ON THIS DOCUMENT IS THE PROPERTY OF BHARAT HEAVY ELECTRICALS LIMITED . IT MUST NOT BE USED DIRECTLY OR INDIRECTLY IN ANY WAY DETRIMENTAL TO THE INTEREST OF THE COMPANY.

PROJECT : PATRATU 800MW STPP Unit#1 ,2 & 3

CUSTOMER : M/s NTPC

CONSULTANT : M/s NTPC

**SPECIFICATION  
FOR  
LOCAL INSTRUMENT ENCLOSURE (LIE) AND  
LOCAL INSTRUMENTS RACKS (LIR)**

REVISION : 00

APPROVED

DIPTENDU GHOSH

PREPARED

RAJESH LINGUTLA

ISSUED

416

DATE

27-Aug-22

CONTENTS

SECTION	DESCRIPTION	REFERENCE NO.	NO OF SHEETS
A	GENERAL INSTRUCTIONS TO BIDDERS	CE/416/LIE-LIR/GI	3
B	PRE-QUALIFICATION REQUIREMENTS	CE/416/LIE-LIR/PQR	2
C	TECHNICAL SPECIFICATION FOR LIE/LIR	CE/416//PATRATU/LIE-LIR /TS	67



A4-10

## SECTION – A

REF. : CE / 416 / LIE-LIR / GI

REV. NO. : 00

PAGE : 01 OF 03

**COPYRIGHT AND CONFIDENTIAL**  
THE INFORMATION ON THIS DOCUMENT IS THE PROPERTY OF BHARAT HEAVY ELECTRICALS LIMITED . IT MUST NOT BE USED DIRECTLY OR INDIRECTLY IN ANY WAY DETRIMENTAL TO THE INTEREST OF THE COMPANY.

# GENERAL INSTRUCTIONS TO BIDDERS

REVISION : 00

APPROVED

DIPTENDU GHOSH

PREPARED

ISSUED

DATE

RAJESH LINGUTLA

416

27-Aug-22

## **SECTION- A**

### **GENERAL INSTRUCTIONS TO BIDDERS:**

- 1.0 All required documents against this Tender/Specification shall be submitted in English only.
- 2.0 Introduction: Bidders are required to offer Local Instrument Enclosure (LIE) & Local Instrument Rack (LIR) for a Coal Fired Thermal Power Plant Applications.
- 3.0 In order to accept the Technical offers / proposals from Bidders for the project mentioned in this Specification (refer Section C), certain Pre-qualification criteria are required to be met by Bidder.
- 4.0 Pre-qualification requirements are clearly mentioned in Section-B of this Specification. Bidder to read the same carefully and submit the details required for BHEL's acceptance.
- 5.0 BHEL May visit vendor's work for verification of facilities offered and BHEL decision on suitability of manufacturing facility is final and binding.
- 6.0 In case Bidder does not include the details or meet the requirements of Pre-qualification requirements, their offer will be summarily rejected and Bidder's Technical offers will not be evaluated.
- 7.0 Submit duly-filled NTPC Sub Supplier Questionnaire attached as part of Technical specifications ref no: QS-01-QAI-P-04/F2 who are the not approved by NTPC against item Local instrument Enclosure (LIE) & Local instrument Rack (LIR). Bidder to comply the same.

### **Evaluation methodology:**

Evaluation methodology as below

BHEL shall initially open Bidder's PQR documents as per Section-B of this specification for review & acceptance.

If the Bidders who are meeting PQR requirements as per Section-B of this specification, Technical Offers of those bidders only will be considered for evaluation.

If the Bidders who are meeting technical requirements as per Section C of this specification, Those Bidders will be taken up with End user/Customer for approval.

If the Bidders who are approved by End user/Customer, Commercial bids of those bidders will be considered for further evaluation by BHEL.

---

8.0 Bidders are required to submit offers as detailed below :

- aa. Documents pertaining to Pre-Qualification requirement (Section B of this Specification) shall be in a Separate cover /Soft Folder with reference no. "CE/416/LIE-LIR/PQR / Section B" marked on it.
- bb. Technical offers/proposals for the Project, whose requirements are mentioned in Sections C will be submitted in a separate cover/Soft Folder with RFQ Reference & Reference marked on it.

Note 1:-Whenever required during evaluation of PQR and Technical offers/bids, vendor is required to be present at BHEL Electronic Division, Bangalore, for discussions. Further in the event of order, during approval of the vendor documents by End users/Customers, if needed vendor shall accompany BHEL representative for discussions.

Note 2:- Changes in Technical Specifications will be discussed with the bidders who Qualified PQR for this tender.

Note 3:- BHEL shall submit vendor credentials to customer and await customer's decision for a maximum of one month from the date of PQ bid opening. If approval is not received within above period, BHEL shall treat the offer as "NOT Meeting PQ" criteria and offer shall be rejected.



A4-10

## SECTION – B

REF. : CE / 416 / LIE-LIR / PQR

REV. NO. : 00

PAGE : 01 OF 02

**COPYRIGHT AND CONFIDENTIAL**  
THE INFORMATION ON THIS DOCUMENT IS THE PROPERTY OF BHARAT HEAVY ELECTRICALS LIMITED . IT MUST NOT BE USED DIRECTLY OR INDIRECTLY IN ANY WAY DETRIMENTAL TO THE INTEREST OF THE COMPANY.

# PRE-QUALIFICATIONS REQUIREMENTS

APPROVED

DIPTENDU GHOSH

PREPARED

RAJESH  
LINGUTLA

ISSUED

416

DATE

27-Aug-22



## **SECTION- B**

### **Pre-Qualification Requirements (PQR) of Bidders for Local Instrument Enclosures and Local Instrument Rack (LIE-LIR), as a part of Offer:**

- 1.0 Submit Reference List of Projects, Unpriced Purchase Order Copies, wherein LIE, LIR has been supplied.
- 2.0 The bidder should have executed/ completed work of Design and supply of complete LIE LIR package at least 2 units in power plant/process Industries. Bidder should have executed Complete LIE/LIR Package to accommodate minimum of 60 Pressure transmitters / switches. Customer approved data sheet or Dispatch documents or inspection report etc shall be provided.
- 3.0 Bidders shall have experienced welders for welding of materials specified in the Technical specification. Welder's certificate shall be provided for verification.
- 4.0 Bidders shall have a designated drawing office with AUTOCAD/other drafting software, Submission of drawings shall be in pdf format. Bidders to give compliance to the same.
- 5.0 Bidders shall have designated machine shop including sheet metal fabrication upto 4mm thick and cutting up to 10 mm thick plates, should have Painting facility for both epoxy based tank process painting and powder coating facility or if outsourced details to be provided.
- 6.0 Bidder shall have facility for performing hydro test on all individual lines (Hydro test pressure shall be 530Kg/Cm<sup>2</sup>). Bidders to give compliance to the same.
- 7.0 Vendor shall have requisite space for physical inspection, loading facility etc for offering minimum of about 80 LIE and 80 LIRs at the same time for inspection. Bidders to give compliance to the same.

Important Note: In case Bidder does not submit details mentioned in above Section (B) offers will be summarily rejected and Bidder's Technical offers/proposals will not be evaluated. Please read carefully the GENERAL INSTRUCTIONS in Section A of this specifications.

---



A4-10

## SECTION – C

REF. : CE / 416 / PATRATU/LIE-LIR / TS

REV. NO. : 00

PAGE : 01 OF 02

**COPYRIGHT AND CONFIDENTIAL**  
THE INFORMATION ON THIS DOCUMENT IS THE PROPERTY OF BHARAT HEAVY ELECTRICALS LIMITED . IT MUST NOT BE USED DIRECTLY OR INDIRECTLY IN ANY WAY DETRIMENTAL TO THE INTEREST OF THE COMPANY.

# TECHNICAL SPECIFICATION FOR LOCAL INSTRUMENT ENCLOSURES AND RACKS (LIE/LIR)

APPROVED

DIPTENDU GHOSH

PREPARED

RAJESH L

ISSUED

416

DATE

27-Aug-22



A4-11

CE/416/PATRATU/LIE-LIR/TS

Rev. No. : 00

Page : 02 of 02

CONTENTS

SL NO	DESCRIPTION	REFERENCE NO
01	SCOPE OF SUPPLY	CE/416/ PATRATU/LIE-LIR/SOS REV. 00 ,SHEETS 03
02	TECHNICAL REQUIREMENTS	CE/416/ LIELIR/TR REV. 00, SHEETS 09
03	INSTRUMENT SCHEDULE FOR SG PACKAGE	CE/416/ PATRATU /INS REV. 00 ,SHEETS 11
04	HOOKUP SCHEMES	CE/416/ PATRATU/HUP REV. 00 ,SHEETS 29
05	DRAWINGS FOR LIE-LIR	CE/416/LIE/LIR/OGA2 SHEETS 04
06	VENDOR LIST FOR COMPONENTS	CE/416/ PATRATU/LIE-LIR /VL REV. 00 ,SHEETS 03
07	TYPICAL QUALITY CHECK LIST	CE/416/LIE-LIR/QP REV 00,SHEETS 06

**COPY RIGHT AND CONFIDENTIAL**

THE INFORMATION ON THIS DOCUMENT IS THE PROPERTY OF BHARAT HEAVY ELECTRICALS LIMITED . IT MUST NOT BE USED DIRECTLY OR INDIRECTLY IN ANY WAY DETRIMENTAL TO THE INTEREST OF THE COMPANY.



A4-10

CE/416/ PATRATU/LIE-LIR/SOS

Rev. : 00

Page: 01 of 03

PROJECT : PATRATU 800MW STPP UNIT # 1, 2&3

CUSTOMER : M/s NTPC

CONSULTANT : M/s NTPC

**COPY RIGHT AND CONFIDENTIAL**

THE INFORMATION ON THIS DOCUMENT IS THE PROPERTY OF BHARAT HEAVY ELECTRICALS LIMITED. IT MUST NOT BE USED DIRECTLY OR INDIRECTLY IN ANY WAY DETRIMENTAL TO THE INTEREST OF THE COMPANY.

**SCOPE OF SUPPLY  
FOR  
LOCAL INSTRUMENT ENCLOSURE / RACKS  
(LIE / LIR)**

REVISIONS :

APPROVED BY

DIPTENDU GHOSH

PREPARED BY

ISSUED

DATE

RAJESH  
LINGUTLA

416

27/08/22



A4-11

REF: CE/416/PATRATU/LIE-LIR/SOS

Rev. No. : 00

Page : 02 of 03

### Scope of supply

The Scope of supply is as per Technical requirements attached with this specification. Vendor shall quote for each line item of the Table A. The unit rate shall be valid until the completion of the contracts. For this purpose vendors shall maintain MS Excel file indicating total Bill of materials Table A.

**TABLE: A**

S.N O	HUP Ref CE/416/PA TRATU /HUP	Material Code	Description	QTY FOR UNIT#1	QTY FOR UNI T#2	QTY FOR UNI T#3	Unit
1		PR0830000020	LIE TYPEA	0	19	19	NO
2		PR0830000038	LIE TYPE B	0	42	42	NO
3		PR0830000046	LIE TYPE C	0	12	12	NO
4		PR0830000054	LIR TYPE A	2	7	7	NO
5		PR0830000062	LIR TYPE B	6	15	15	NO
6		PR0830000070	LIR TYPE C	6	36	36	NO
7	2	PR0820000523	HUP SCH PT/PS 1/2" A182F316H 6000CL	0	24	24	NO
8	4	PR0820000501	HUP SCH DPT/DPS 1/2" A182F316H 6000CL	0	6	6	NO
9	6	PR0830000402	HOOK UP SCHEME PT/PS 1/2" P22 6000CL	0	14	14	NO
10	8	PR0830000356	HOOK UP SCHEME DPT/DPS 1/2" P22 6000CL	0	8	8	NO
11	10	PR0830000100	Hook up PT/PS 6000 Steam and Water	2	17	17	NO
12	12	PR0830000119	HOOK UP DPT/FT/LT STEAM AND WATER A106 6K	0	23	23	NO
13	14	PR0830000127	Hook up PT/PS 3000 water	64	171	171	NO
14	16	PR0830000135	Hook up DPT/DPS 3000 water	6	110	110	NO
16	20	PR0900001879	HOOK UP SCHEME DPT/ FT 3000 CLASS SS316	0	4	4	NO
17	22	PR0830000151	Hook up PT/PS Clean air Top entry 3/4"	0	4	4	NO
18	24	PR0830000143	Hook up PT/PS Clean Air service	0	57	57	NO
19	26	PR0830000194	Hook up DPT/FT/DPS Flue gas	0	103	103	NO
20	28	PR0830000003	Hook up for Air Purging	0	48	48	NO
21	28	PR0830000259	Hook up for Continuous Purging	0	256	256	NO
22	28	PR0830000267	Hook up for Intermittent Purging	0	48	48	NO
23		PR0450000290	Temp. Transmitter Junction Box - Type A	0	15	15	NO
24		PR0450000303	Temp. Transmitter Junction Box - Type B	0	11	11	NO
25		PR0450000311	Temp. Transmitter Junction Box - Type C	0	32	32	NO
		PR0830000275	Mandatory Spares for LIE/LIR	1	0	0	ST

**Note:**

1. Colour:, INTERNAL- Glossy White Two coats /RAL 7035 with fire resistant Paint, EXTERNAL-RAL 7032/RAL 7035 (FINAL COLOUR WILL BE DECIDED DURING DETAILED ENGG)
2. IP55 Type test to be submitted for LIE and IP-65 for JB of LIR for approval. Report should not be older than March 2019.

COPY RIGHT AND CONFIDENTIAL  
THE INFORMATION ON THIS DOCUMENT IS THE PROPERTY OF BHARAT HEAVY ELECTRICALS LIMITED . IT MUST NOT BE USED DIRECTLY OR INDIRECTLY IN ANY WAY DETRIMENTAL TO THE INTEREST OF THE COMPANY.



A4-11

REF: CE/416/PATRATU/LIE-LIR/SOS

Rev. No. : 00

Page : 03 of 03

**MANDATORY SPARE****TABLE:B**

SL. NO.	ITEM DESCRIPTION	Spare QTY (Nos)
1	VALVE MANIFOLD(10%)	
1.1	TWO VALVE MANIFOLD WITH VENT PLUG PORT SIZE:1/2" NPTF/MATL.SS316 PR.TESTING:9000 PSI	8
1.2	TWO VALVE MANIFOLD WITH VENT PLUG PORT SIZE:1/2" NPTF/MATL.SS316 PR.TESTING:6000 PSI	10
1.3	TWO VALVE MANIFOLD WITH VENT PLUG PORT SIZE:1/2"NPTF/BODY:SS316 PR.TESTING:3000PSI	58
1.4	FIVE VALVE MANIFOLD WITH VENT PLUG PORT SIZE:1/2" NPTF/MATL.SS316 PR.TESTING:9000 PSI	2
1.5	FIVE VALVE MANIFOLD WITH VENT PLUG PORT SIZE:1/2"NPTF/BODY:SS316 PR.TESTING:6000PSI	10
1.6	FIVE VALVE MANIFOLD WITH VENT PLUG PORT SIZE:1/2" NPTF/MATL.SS316 PR.TESTING:3000 PSI	68
1.7	THREE VALVE MANIFOLD WITH VENT PLUG PORT SIZE:1/2"NPTF MATL:SS316 PR.TESTING:3000PSI	19
2	VALVE (10%)	
2.1	FORGED GLOBE VALVE MATL.BODY:ASTM -A182 F316H/ STEM MATL:ASTM-A182 F6A SIZE:1/2"NB-SW/CL 3000SPL	22
2.2	FORGED GLOBE VALVE MATL.BODY:ASTM -A182 F22/ STEM MATL:ASTM-A182 F6A SIZE:1/2"NB-SW/CL 3000SPL	18
2.3	FORGED GLOBE VALVE BODY:ASTM A105/STEM:ASTM A182 GR.F6A SIZE:1/2"NB-SW/CL:3000SPL	39
2.4	FORGED GLOBE VALVE BODY:ASTM A105/STEM:ASTM A182 GR.F6A SIZE:1/2"NB-SW/CL:800	182
2.5	FORGED GLOBE VALVE BODY:ASTM A182F316/STEM:ASTM A182 GR.F6A SIZE:1/2"NB-SW/CL:800	4
2.6	FOUR WAY VALVE SIZE :-2x3/4"NB SW x 2x1/2" NPTF MATL: A105, CL :800	82
2.7	FORGED GLOBE VALVE BODY:ASTM A105/STEM:ASTM A182 GR.F6A SIZE:3/4"NB-SW/CL:800	3
2.8	ISOLATION VALVE MATL: A182 F316 SIZE: TO SUIT 1/2" OD SS TUBE	105
2.9	NEEDLE VALVE MATL: SS316 SIZE: TO SUIT 1/2" OD SS TUBE	168
3.1	SS TUBE FITTINGS	
3.1.1	TUBE FITTING TYPE:DFDC MATL:SS316 SIZE:1/2"NPTM X TO SUIT 1/2"OD SS TUBE	810
3.1.2	TEE-TUBE UNION MATL: SS316 SIZE : OD OF 1/2" NB PIPE X TO SUIT 1/2" OD SS TUBE	172
3.1.3	TEE-TUBE UNION MATL: SS316 SIZE : OD OF 3/4" NB PIPE X TO SUIT 1/2" OD SS TUBE	88
3.1.4	QUICK DISCONNECTING FITTING SIZE: 1/2" NPTM X TO SUIT WITH FEMALE COUPLER MATL:SS-304	82
3.2	OTHER FITTINGS	
	FORGED EQUAL TEE (10%)	
3.2.1	FORGED EQUAL TEE / AS PER ANSI B16.11 SIZE:1/2" NB-SW / CL:6000LBS MATL:ASTM A182 F316H	11
3.2.2	FORGED EQUAL TEE / AS PER ANSI B16.11 SIZE:1/2" NB-SW / CL:6000LBS MATL:ASTM A182 F22	9
3.2.3	FORGED EQUAL TEE / AS PER ANSI B16.11 SIZE:1/2" NB-SW / CL:6000 MATL:ASTM A105	20
3.2.4	FORGED EQUAL TEE / AS PER ANSI B16.11 SIZE:1/2" NB-SW / CL:3000 MATL:ASTM A105	127
3.2.5	FORGED EQUAL TEE / AS PER ANSI B16.11 SIZE:1/2" NB-SW / CL:3000 MATL:ASTM A182F316	4
3.2.6	FORGED EQUAL TEE AS PER ANSI B16.11 MATL:ASTM A105 SIZE:3/4"NB-SW CL:3000	82
3.2.7	NIPPLE SIZE:3/4"NB-SCH-80 MATL:ASTM A106 GR C CONN:ONE END PLAIN X OTHER END 3/4"NPTM, 200mm LONG	82
3.2.8	CAP SIZE:3/4"NPTF MATL:ASTM A105	82
4	PURGE ROTAMETER PROCESS CONN:1/4"NPTF AS PER SPECIFICATION (5%)	153
5	AIR FILLTER REGULATOR PROCESS CONN:1/2"NPTF AS PER SPECIFICATION (20%)	60

Unit rate of each item for Mandatory Spare to be provided in the offer.

COPY RIGHT AND CONFIDENTIAL  
THE INFORMATION ON THIS DOCUMENT IS THE PROPERTY OF BHARAT HEAVY ELECTRICALS LIMITED . IT MUST NOT BE USED DIRECTLY OR INDIRECTLY IN ANY WAY DETRIMENTAL TO THE INTEREST OF THE COMPANY



A4-10

Ref : CE/416/LIE-LIR/TR

Rev. : 00

Page: 01 of 09

PROJECT : PATRATU 800MW STPP UNIT # 1, 2&3

CUSTOMER : M/s NTPC

CONSULTANT : M/s NTPC

**COPY RIGHT AND CONFIDENTIAL**

THE INFORMATION ON THIS DOCUMENT IS THE PROPERTY OF BHARAT HEAVY ELECTRICALS LIMITED. IT MUST NOT BE USED DIRECTLY OR INDIRECTLY IN ANY WAY DETRIMENTAL TO THE INTEREST OF THE COMPANY.

**TECHNICAL REQUIREMENT  
FOR  
LOCAL INSTRUMENT ENCLOSURE / RACKS  
(LIE / LIR)**

REVISIONS :

APPROVED BY

DIPTENDU GHOSH

PREPARED BY

ISSUED

DATE

RAJESH  
LINGUTLA

416

27/08/22

## **TECHNICAL REQUIREMENTS FOR TRANSMITTER ENCLOSURES AND TRANSMITTER RACKS:**

### **I. TRANSMITTER ENCLOSURES:**

1. The Transmitter enclosures (Closed type) are provided for mounting Transmitters etc. and located in Boiler area. This shall be constructed of **1.6 mm** thick for C&I Package steel sheet material. These shall confirm to IP 55 protection class.

2. The Transmitter Enclosures shall be of following sizes (in millimeters).

Type A – 1400(W) x 800(D) x 2200(H) (To Mount 5 or more transmitters)

Type B - 1000(W) x 800(D) x 2200(H) (To Mount 3 to 4 transmitters)

Type C - 700 (W) x 800(D) x 2200(H) (To Mount 1 to 2 transmitters)

3. These shall be reinforced as required to ensure true surfaces and to provide adequate Support for instruments and other equipment mounted therein. Double interlocking doors shall be provided and shall be arranged for maximum possible access to the module interior. Center posts or any member which would reduce access shall not be provided.

4. The doors shall be the three-point locking type constructed of not less than **1.6 mm** steel sheet. Doors shall have concealed quick removal type pinned hinges and locking handles. Enclosure door locks shall accept the same / common key all over the plant. Gaskets shall be used between all mating sections to achieve dust proof enclosure rating for the modules and waterproof and dust tight rating on the Terminal / Junction boxes. All enclosures shall have access doors on Front and Rear sides.

5. Internal wirings between the Transmitters and Terminal / Junction box shall run through flexible dust tight conduits.

6. Anti Vibration Pads of minimum 15 mm thickness shall be provided for supporting each enclosure.

7. Construction of same shall be typically as per enclosed drawing **CE/416/LIE/LIR/OGA2**.

### **8. Service Power and Lighting**

Each enclosure shall be provided with one receptacle, one light fixture with wire guard and one lighting switch and suitable MCBs. Lighting switches may be doors actuated, mounted door. Light switches and receptacles shall be installed inside the enclosure on the wall near the latch side of the enclosure door. Light fixtures shall be installed on the ceilings of the enclosures. Power supplies for miscellaneous devices shall be provided with fuses located within the Enclosure JB. Fuses shall be mounted in fuse blocks. Fuse ratings will be given on electrical schematic diagrams. Power supply shall be 240 V AC.

### **9. Equipment Installation**

a. Enclosures shall be provided to mount field instrument, equipment and accessories. Vendor shall prepare enclosures and piping drawings indicating the layout for each enclosure. Special attention shall be given in the piping layout to avoid air traps in liquid filled piping, or water pockets in piping intended to be dry.

- b. Drawings shall indicate the arrangement of all Piping, Valves and Fittings within the enclosures.

**10. Impulse Piping /Tubing**

- a. Transmitter enclosures shall be complete with impulse tubing piping, valves from enclosure bulkhead connection to all instruments and necessary drain / blow down connections. The type, sizes, material and pressure class of pipes/tubes, fittings, valves etc. shall be suitable for the intended applications as per the Schemes / Tagging list of Instrument, provided by BHEL.
- b. Bulkhead connection shall be used when instrument piping/ tubing enters the enclosure through Bulkhead plate. Typically through Bulk heads, Impulse pipe entry shall be through Top side of the Enclosure for Steam and Liquid services and for Air / flue gas services, impulse pipe entry shall be from Bottom side.
- c. All Instrument Blow down lines, except those measuring vacuum shall be connected to a two-inch header, which is extended through one end of the enclosure and turned downward at other end.
- d. Instrument piping and tubing shall be hydrostatically tested at one and one-half times the maximum Design pressure(As per instrument schedule Ref:CE/416/PATRATU/INS) for that instrument except for low pressure (below Design Pressure 5.34Kg/Cm<sup>2</sup>) and vacuum measurement the test pressure will be 8 Kg / Cm<sup>2</sup>.

**11. For Purging :**

- a. Pneumatic tubing shall be installed for all pneumatic devices, such as Air filter Regulator, Purge rotameters, Isolation valves, distribution air-header etc. Pneumatic tubing shall be installed in a neat workmanlike manner in protected locations with suitable supports. All Pipes / Tubes, which enter or leave the enclosure, shall be terminated on bulkhead fittings in the bulkhead plate. Pneumatic tubing material shall be ½" OD SS316 tubing Flareless SS- Tube fittings shall be used for tubing connections.
- b. Instrument tubing schematic, connection and interconnections diagrams shall be furnished.

**12. Wiring Within Enclosures and Grounding**

Vendor shall furnish general arrangement and wiring diagrams for each transmitter Enclosures for approval.

**13. Enclosure Electrical Junction Box**

- a. IP 55 junction box for the termination of all internal wiring shall be provided for each transmitter enclosure.
- b. Junction boxes for enclosures shall be located inside the Enclosure on one end of each enclosure assembly to accept field wiring through the bottom of the junction box. The Junction box shall be 800 x 200 x200 mm minimum dimension. A hinged door shall give on side access to the interior of the junction box. Same key shall be used to lock both Junction box. Tb shall be in multiple of 12 nos.

## **II. OPEN TYPE TRANSMITTER RACKS:**

1. Transmitter racks is provided for mounting transmitters and other accessories, in buildings and closed areas like the power house building / turbine hall.

2. The Transmitter Racks shall be of following sizes (in millimeters).

Type A- 1650(W) x 800(D) x 2200(H) (To mount 7 to 8 transmitters)

Type B- 1330(W) x 800(D) x 2200(H) (To mount 5 to 6 transmitters)

Type C- 1010(W) x 800(D) x 2200(H) (To Mount 1 to 4 transmitters)

3. Racks shall be constructed on structural members of adequate strength and rigidity to ensure proper support to the mounted instruments and equipment. Racks shall be of welded construction. Each rack shall be provided with a canopy thickness not less than **3mm** to protect the instrument from dripping water or falling objects.

4. All Valves & Manifolds shall be securely mounted and the structural design shall be such that no item shall interfere with maintenance and removal of instrument, equipment and their accessories.

5. Construction of same shall be typically as per enclosed drawing **CE/416/LIE/LIR/OGA2**

### **6. Service Power and Lighting**

a. Each rack shall be provided with one receptacle, one light fixture with wire guard and one lighting switch. Light fixtures shall be installed on the canopy of the rack.

b. Power supplies for miscellaneous devices shall be provided with fuses located within the rack JB. Fuses shall be mounted in fuse blocks. Fuse ratings will be given on electrical schematic diagrams. Power supply shall be 240 V AC.

### **7. Equipment Installation**

Vendor shall prepare rack fabrication and piping drawings indicating the layout of each Rack. Transmitter/Instruments shall be installed using custom fabricated supports which are attached to the vertical members provided for this purpose. Drawings shall indicate the arrangement of all equipment, piping, valves and fittings within the rack and shall be subject to approval.

### **8. Impulse Piping / Tubing**

a. Transmitter racks shall be complete with impulse tubing piping, valves from enclosure bulkhead connection to all instruments and necessary drain / blow down connections. The type, sizes, material and pressure class of pipes/tubes, fittings, valves etc. shall be suitable for the intended applications as per the Schemes / Tagging list of Instrument, provided by BHEL.

b. Bulkhead connection shall be used when instrument piping/ tubing enters the enclosure through Bulkhead plate. Typically through Bulk heads, Impulse pipe entry shall be through top side of the Enclosure for Steam and Liquid services.

- c. All Instrument Blow down lines, except those measuring vacuum shall be connected to a two-inch header, which is extended through one end of the enclosure and turned downward for directing the blow down into drain.
- d. Instrument piping and tubing shall be hydrostatically tested at one and one-half times the maximum Design Pressure( As per Instrument schedule ref:CE/416/ PATRATU /INS) for that instrument except for low pressure(Design Pressure below 5.34Kg/Cm<sup>2</sup>) and vacuum measurement the test pressure will be 8 Kg / Cm<sup>2</sup>.

### **9. Wiring of the Racks**

- a. A fully enclosed IP 65 type junction box shall be provided in each rack for housing the terminal blocks, power supply fuses and other electrical accessories, as required.
- b. All electrical connections between instrument and the Terminals in Junction box shall be made. In addition all utility wiring for lighting and service power shall be installed.
- c. Vendor shall furnish general arrangement and wiring diagrams for each transmitter rack for approval.
- d. Junction boxes for the racks shall be mounted on one end of each assembly & should be inside the Rack to accept field wiring through the bottom of the junction box. The junction box shall be Minimum depth 200 mm. A removable bolted door shall give access to the interior of the junction box. All junction boxes shall accept same key. JB to be of FRP with 4mm thick and IP 65 protection class. Door handle shall be of SS. Self locking type with common key. Door gasket shall be of synthetic rubber. M6 earthing stud shall be provided. TB shall be in multiple of 12 nos.

### **III. General Requirement applicable to Transmitter Enclosures & Racks :**

#### **1. Surface preparation And Painting**

- a. All sheet metal / exterior steel surfaces shall rust free and scale free and all other residue during fabrication operation such as Oil, grease and salts etc. shall be removed by one or more solvent cleaning methods. Epoxy primer surface shall be applied to all exterior and interior surfaces. Epoxy paint shall be applied to all surfaces and the paint thickness shall be 100 to150 microns. The finish colours for exterior and interior surfaces shall conform to the shades mentioned in scope of supply.

#### **1. Grounding**

- a. Enclosures and Racks shall be provided with a continuous tinned copper ground bus of minimum 25 mm X 6 mm cross section, extended along the entire length. The ground bus shall have two (2) bolts drilling with GI bolts and nuts at each end.

#### **2. Name plate / Label.**

- a. Service details and Tag no. shall be engraved on a nameplate or label for each of the Transmitter. These Nameplates or Labels shall be of white non-hygroscopic material with

engraved black lettering. This shall be fixed on to the Impulse Pipe closer to the Transmitter inside the Enclosure / Rack.

### **3. Wiring Details**

- a. Interconnecting wiring shall be provided between all electrical devices mounted in the panels and between the devices and terminal blocks if the devices are to be connected to equipment outside the panels by cabling. All interior wiring shall be installed neatly and carefully and shall be terminated at suitable terminal blocks in the Junction box. Sufficient clearance shall be provided for all control and instrumentation leads.
- b. Each wire shall be identified at both ends with wire designations as per approved wiring diagram. Interlocking type ferrules shall be used for identification.
- c. All wire termination shall be made with insulated sleeve and cage clamp type terminals.
- d. All signal wiring shall be done with 2 pair, 0.5 sq. mm annealed tinned copper ,pair twisted overall & shielded , voltage grade 225 V , unarmored FRLS PVC sheathed cable and 4 pair, 0.5 sq. mm for PS/DPS. Power wiring shall be with 1.5 sq mm, 1100V.
- e. Wires shall be dressed and run in trays or troughs with clamp-on type covers. Wiring may be neatly bunched in-groups by non-metallic cleats or bands. Shield wires shall be terminated on separate terminal blocks.
- f. Internal wiring shall follow distinct color coding to segregate different voltage levels viz. 24V DC & 230V AC
- g. Junction Box of enclosures will be provided with removable, gasketed cable gland for cable entrance.

### **4. Fuse Blocks**

- a. Fuse blocks shall be modular type with bakelite frame and reinforced retaining clips.

### **5. Terminal Blocks**

- a. Terminal blocks shall be DIN rail mounted and shall have Cage clamp type connection which shall be maintained for all panels uniformly.
- b. The rated cross section of the terminal blocks shall be suitable for connecting 0.5-mm<sup>2</sup>/2.5 mm<sup>2</sup>. Conductor of suitable voltage grade as specified.
- c. Terminal blocks shall be mounted vertically with adequate spacing between rows for routing the cable troughs and to allow adequate free workspace for termination and removal of wires.
- d. Terminal blocks shall be provided with white marking strips/self adhesive marker cards.
- e. For all instruments one set of spare terminals to be provided below the main terminals.

- f. Terminal blocks for termination of electrical power supply shall be type WAGO / PHOENIX make of suitable size with marking strips.
- g. The last terminal in a rail-mounted assembly shall be closed with an end plate and end bracket.
- h. Terminal blocks shall be provided with multiples of 12 for each Enclosure/Rack.

#### **IV. Documents to be Submitted by Vendor for Approval :**

1. OGA for Transmitter Enclosure and Racks.
2. Layout of Components in each of Transmitter Enclosure and Rack.
3. Electrical diagrams for each Transmitter Enclosure and Rack.
4. Component datasheets
5. Quality plan including Welding Procedure specification and Welder Procedure qualification Record. This will be approved by BHEL / (END USER)
6. The quality plan shall include Visual inspection, GA BOM/Layout features verification, Dimensions, Paint shade, thickness measurement, Alignment of sections, component ratings, Wiring, IR, HV, review of TC for instruments / Devices, Accessibility of TBs / Devices, Illumination, Tubing and Degree of protection (Review of type test certificate)

#### **V. Specific requirements**

1. Where grouping is not provided for instruments, same shall be indicated during detailed engineering.
2. **SS tubing between valve manifold and transmitter for each service shall be done as per Transmitter model Nos with mounting details will be provided by BHEL EDN. In Case If Transmitter model Nos with mounting details are not received before dispatch, Vendor has to supply tube and tube connectors during commissioning time as per BHEL EDN Instruction.**
3. **Packing should be Wooden packing is must for all the LIE/LIR/TTE consignment. Delicate items to be bubble wrapped with sufficient care.**

## **TECHNICAL REQUIREMENTS FOR TEMPERATURE TRANSMITTER ENCLOSURE/JUNCTION BOX:**

1. The Junction Box is provided for mounting Pipe Mounted Temperature Transmitters. This shall be constructed of 1.6 mm thick steel sheet material. These shall conform to IP 55 protection class.

2. The Junction Box/Enclosure shall be of following sizes (in millimeters).

Type A – 800(W) x 500(D) x 1100(H) (Shall have Four rows of 2” pipe & 180 terminals)

Type B - 800(W) x 500(D) x 900(H) (Shall have Three rows of 2” pipe & 150 terminals)

Type C - 800(W) x 500(D) x 600(H) (Shall have Two rows of 2” pipe & 60 terminals)

3. These shall be reinforced as required to ensure true surfaces and to provide adequate support for instruments and other equipment mounted therein. Doors shall be provided and shall be arranged for maximum possible access to from front and back side of enclosures (as applicable) the module interior. Center posts or any member which would reduce access shall not be provided.

4. The doors shall be the three-point locking type constructed of not less than 1.6 mm steel sheet. Doors shall have concealed quick removal type pinned hinges and locking handles. Junction Box door locks shall accept the same / common key all over the plant. Gaskets shall be used between all mating sections to achieve dust proof enclosure rating. All Junction Box shall have access doors on Front side and back side.

5. All the junction boxes shall be suitable for mounting on walls, columns, structures, free standing type etc. The brackets, nuts, bolts, screws, gland and lugs required for erection are in supplier’s scope.

6. Vendor shall furnish general arrangement diagrams for each type of transmitter Junction Box for approval.

7. Surface preparation And Painting

a. All sheet metal / exterior steel surfaces shall rust free and scale free and all other residue during fabrication operation such as Oil, grease and salts etc. shall be removed by one or more solvent cleaning methods. Epoxy primer surface shall be applied to all exterior and interior surfaces. Epoxy paint shall be applied to all surfaces and the paint thickness shall be 100 to150 microns. The finish colours for exterior and interior surfaces shall conform to the shades mentioned in scope of supply.

### **8. Terminal Blocks**

a. Terminal blocks shall be DIN rail mounted and shall have Cage clamp type connection which shall be maintained for all panels uniformly.

- b. The rated cross section of the terminal blocks shall be suitable for connecting 0.5- $\text{mm}^2$ /2.5  $\text{mm}^2$ . Conductor of suitable voltage grade as specified.
- c. Terminal blocks shall be mounted vertically with adequate spacing between rows for routing the cable troughs and to allow adequate free workspace for termination and removal of wires.
- d. Terminal blocks shall be provided with white marking strips/self adhesive marker cards.
- e. Terminal blocks for termination of electrical power supply shall be type WAGO / PHOENIX make of suitable size with marking strips.
- f. The last terminal in a rail-mounted assembly shall be closed with an end plate and end bracket.

**9. Documents to be Submitted by Vendor for Approval :**

- a. OGA for Junction Box.
  - b. Layout of Transmitter in each Type of Junction Box.
  - c. Quality plan. This will be approved by BHEL / (END USER)
  - d. The quality plan shall include Visual inspection, GA BOM/Layout features verification, Dimensions, Paint shade, thickness measurement, IR, HV, Accessibility of TBs / Devices, Degree of protection (Review of type test certificate)
-



A4-10

CE/416/ PATRATU/INS

Rev. : 00

Page: 01 of 11

**PROJECT : PATRATU 800MW STPP UNIT # 1, 2&3**

**CUSTOMER : M/s NTPC**

**CONSULTANT : M/s NTPC**

**COPY RIGHT AND CONFIDENTIAL**

THE INFORMATION ON THIS DOCUMENT IS THE PROPERTY OF BHARAT HEAVY ELECTRICALS LIMITED. IT MUST NOT BE USED DIRECTLY OR INDIRECTLY IN ANY WAY DETRIMENTAL TO THE INTEREST OF THE COMPANY.

## INSTRUMENT SCHEDULE

REVISIONS :

APPROVED BY

DIPTENDU GHOSH

PREPARED BY

ISSUED

DATE

RAJESH LINGUTLA

416

27/08/22

**INSTRUMENT SCHEDULE**

KKS TAG	DESCRIPTION	SNSR TYPE	MEDIUM	OPRTG PRESS	DESGN PRESS	UNIT OF PRESS	OPRTG TEMP °C	DESGN TEMP °C	TOTAL QTY FOR 3 UNITS	Schem No	CONT PURG	AIR PURG/INT PURG	LIE/LIR/TTE No	LOCATION OF LIE/LIR/TTE	TYPE OF LIE/LIR/TTE
LBB01CP011	HRH STM PRESS AT RH O/L - L	PT	STEAM	62.59	68.3	Kg/Cm2	603	608	2	14			LIE-01	El: 81.7 mtr, S1L	LIE-C1
LBB21CP011	HRH EQUALISING LINE PRESS	PT	STEAM	61.19	68.3	Kg/Cm2	600	608	2	14			LIE-01	El: 81.7 mtr, S1L	LIE-C1
LBB02CP011	HRH STM PRESS AT RH O/L - R	PT	STEAM	62.59	68.3	Kg/Cm2	603	608	2	14			LIE-02	El: 81.7 mtr, S1R	LIE-C2
LBA10CP011	MS HDR PRESS (HPBP PRESS CTRL)	PT	STEAM	270	297.7	Kg/Cm2	600	608	2	2			LIE-03	El: 0.0 mtr, Row: Ac, Col: 10	LIE-A1
LBA10CP012	MS HDR PRESS (HPBP PRESS CTRL)	PT	STEAM	270	297.7	Kg/Cm2	600	608	2	2			LIE-03	El: 0.0 mtr, Row: Ac, Col: 10	LIE-A1
LBA10CP013	MS HDR PRESS (HPBP PRESS CTRL)	PT	STEAM	270	297.7	Kg/Cm2	600	608	2	2			LIE-03	El: 0.0 mtr, Row: Ac, Col: 10	LIE-A1
LBA10CP014	MS HDR PRESS (BOP READY - COMBUSION CTRL)	PT	STEAM	270	297.7	Kg/Cm2	600	608	2	2			LIE-03	El: 0.0 mtr, Row: Ac, Col: 10	LIE-A1
LBA10CP015	MS HDR PRESS (BOP READY - COMBUSION CTRL)	PT	STEAM	270	297.7	Kg/Cm2	600	608	2	2			LIE-03	El: 0.0 mtr, Row: Ac, Col: 10	LIE-A1
LBA10CP016	MS HDR PRESS (BOP READY - COMBUSION CTRL)	PT	STEAM	270	297.7	Kg/Cm2	600	608	2	2			LIE-03	El: 0.0 mtr, Row: Ac, Col: 10	LIE-A1
LBC01CP011	CRH STM PRESS AT RH I/L-L	PT	STEAM	66.18	74.2	Kg/Cm2	372.2	382	2	14			LIE-04	El: 55 mtr, S1L	LIE-C3
LBC02CP011	CRH STM PRESS AT RH I/L-R	PT	STEAM	66.18	74.2	Kg/Cm2	372.2	382	2	14			LIE-05	El: 55 mtr, S1R	LIE-C4
HFE15CP001	COLD PA TO PULV PRESS	PT	PA	1116	1515	mmWC	35	58	2	24		YES	LIE-06		LIE-C5
LCL30CF001	COND PMP-A O/L FLOW	FT	COND	2.5	10	Kg/Cm2	99	177	2	16			LIE-07	EL: 0.0 mtr, Near S8R	LIE-A19
LCL30CF002	COND PMP-B O/L FLOW	FT	COND	2.5	10	Kg/Cm2	99	177	2	16			LIE-07	EL: 0.0 mtr, Near S8R	LIE-A19
QHX10CP001	CW SUPPLY PRESS	PT	CW	6	12	Kg/Cm2	38	60	2	14			LIE-07	EL: 0.0 mtr, Near S8R	LIE-A19
QHX11 CP001	CW RET PRESS	PT	CW	6	12	Kg/Cm2	38	60	2	14			LIE-07	EL: 0.0 mtr, Near S8R	LIE-A19
QHX20CP001	ECW TNK FILL PMP DISCH PRESS	PT	DMCW	8	12	Kg/Cm2	38	60	2	14			LIE-07	EL: 0.0 mtr, Near S8R	LIE-A19
QHX20CL001	ECW TNK LVL	LT-DP	DMCW	6	7	Kg/Cm2	38	60	2	16			LIE-09	Near EME CW TNK	LIE-C6
HFE17CF001	MILL-A PA I/L FLOW	FT	HOT PA	906	1247	mmWC	284	320	2	26	2	YES	LIE-11	El: 25.7 mtr, Near S48R (Near FDR-A)	LIE-B1
HFE17CF002	MILL-A PA I/L FLOW	FT	HOT PA	906	1247	mmWC	284	320	2	26	2		LIE-11	El: 25.7 mtr, Near S48R (Near FDR-A)	LIE-B1
HFE17CP001	MILL-A PA I/L PRESS	PT	HOT PA	906	1247	mmWC	284	320	2	24	1		LIE-11	El: 25.7 mtr, Near S48R (Near FDR-A)	LIE-B1
HFE27CF001	MILL-B PA I/L FLOW	FT	HOT PA	906	1247	mmWC	284	320	2	26	2	YES	LIE-12	El: 25.7 mtr, Near S46R (Near FDR-B)	LIE-B2
HFE27CF002	MILL-B PA I/L FLOW	FT	HOT PA	906	1247	mmWC	284	320	2	26	2		LIE-12	El: 25.7 mtr, Near S46R (Near FDR-B)	LIE-B2
HFE27CP001	MILL-B PA I/L PRESS	PT	HOT PA	906	1247	mmWC	284	320	2	24	1		LIE-12	El: 25.7 mtr, Near S46R (Near FDR-B)	LIE-B2
HFE37CF001	MILL-C PA I/L FLOW	FT	HOT PA	906	1247	mmWC	284	320	2	26	2	YES	LIE-13	El: 25.7 mtr, Near S44R (Near FDR-C)	LIE-B3
HFE37CF002	MILL-C PA I/L FLOW	FT	HOT PA	906	1247	mmWC	284	320	2	26	2		LIE-13	El: 25.7 mtr, Near S44R (Near FDR-C)	LIE-B3
HFE37CP001	MILL-C PA I/L PRESS	PT	HOT PA	906	1247	mmWC	284	320	2	24	1		LIE-13	El: 25.7 mtr, Near S44R (Near FDR-C)	LIE-B3
HFE47CF001	MILL-D PA I/L FLOW	FT	HOT PA	906	1247	mmWC	284	320	2	26	2	YES	LIE-14	El: 25.7 mtr, Near S44R (Near FDR-D)	LIE-B4
HFE47CF002	MILL-D PA I/L FLOW	FT	HOT PA	906	1247	mmWC	284	320	2	26	2		LIE-14	El: 25.7 mtr, Near S44R (Near FDR-D)	LIE-B4
HFE47CP001	MILL-D PA I/L PRESS	PT	HOT PA	906	1247	mmWC	284	320	2	24	1		LIE-14	El: 25.7 mtr, Near S44R (Near FDR-D)	LIE-B4
HFE57CF001	MILL-E PA I/L FLOW	FT	HOT PA	906	1247	mmWC	284	320	2	26	2	YES	LIE-15	El: 25.7 mtr, Near S42R (Near FDR-E)	LIE-B5
HFE57CF002	MILL-E PA I/L FLOW	FT	HOT PA	906	1247	mmWC	284	320	2	26	2		LIE-15	El: 25.7 mtr, Near S42R (Near FDR-E)	LIE-B5
HFE57CP001	MILL-E PA I/L PRESS	PT	HOT PA	906	1247	mmWC	284	320	2	24	1		LIE-15	El: 25.7 mtr, Near S42R (Near FDR-E)	LIE-B5
HFE67CF001	MILL-F PA I/L FLOW	FT	HOT PA	906	1247	mmWC	284	320	2	26	2	YES	LIE-16	El: 25.7 mtr, Near S42L (Near FDR-F)	LIE-B6
HFE67CF002	MILL-F PA I/L FLOW	FT	HOT PA	906	1247	mmWC	284	320	2	26	2		LIE-16	El: 25.7 mtr, Near S42L (Near FDR-F)	LIE-B6
HFE67CP001	MILL-F PA I/L PRESS	PT	HOT PA	906	1247	mmWC	284	320	2	24	1		LIE-16	El: 25.7 mtr, Near S42L (Near FDR-F)	LIE-B6
HFE77CF001	MILL-G PA I/L FLOW	FT	HOT PA	906	1247	mmWC	284	320	2	26	2	YES	LIE-17	El: 25.7 mtr, Near S44L (Near FDR-G)	LIE-B7
HFE77CF002	MILL-G PA I/L FLOW	FT	HOT PA	906	1247	mmWC	284	320	2	26	2		LIE-17	El: 25.7 mtr, Near S44L (Near FDR-G)	LIE-B7
HFE77CP001	MILL-G PA I/L PRESS	PT	HOT PA	906	1247	mmWC	284	320	2	24	1		LIE-17	El: 25.7 mtr, Near S44L (Near FDR-G)	LIE-B7
HFE87CF001	MILL-H PA I/L FLOW	FT	HOT PA	906	1247	mmWC	284	320	2	26	2	YES	LIE-18	El: 25.7 mtr, Near S46L (Near FDR-H)	LIE-B8
HFE87CF002	MILL-H PA I/L FLOW	FT	HOT PA	906	1247	mmWC	284	320	2	26	2		LIE-18	El: 25.7 mtr, Near S46L (Near FDR-H)	LIE-B8
HFE87CP001	MILL-H PA I/L PRESS	PT	HOT PA	906	1247	mmWC	284	320	2	24	1		LIE-18	El: 25.7 mtr, Near S46L (Near FDR-H)	LIE-B8
HFE97CF001	MILL-J PA I/L FLOW	FT	HOT PA	906	1247	mmWC	284	320	2	26	2	YES	LIE-19	El: 25.7 mtr, Near S48L (Near FDR-J)	LIE-B9
HFE97CF002	MILL-J PA I/L FLOW	FT	HOT PA	906	1247	mmWC	284	320	2	26	2		LIE-19	El: 25.7 mtr, Near S48L (Near FDR-J)	LIE-B9
HFE97CP001	MILL-J PA I/L PRESS	PT	HOT PA	906	1247	mmWC	284	320	2	24	1		LIE-19	El: 25.7 mtr, Near S48L (Near FDR-J)	LIE-B9
HBK10CP005	BEF RER PLTN SH FG PRESS	PT	FLUE GAS	-5	-10	mmWC	1199	1300	2	24	1	YES	LIE-20	El: 93.4 mtr, Near S9L	LIE-A2
HBK10CP006	FINISH RH GAS I/L PRESS	PT	FLUE GAS	-7	-15	mmWC	954	1200	2	24	1		LIE-20	El: 93.4 mtr, Near S9L	LIE-A2
HBK10CP007	FINISH SH I/L FG PRESS	PT	FLUE GAS	-9	-21	mmWC	860	1100	2	24	1		LIE-20	El: 93.4 mtr, Near S9L	LIE-A2
HBK10CP008	LTRH I/L FG PRESS	PT	FLUE GAS	-22	-34	mmWC	675	900	2	24	1		LIE-20	El: 93.4 mtr, Near S9L	LIE-A2
HFE10CP001	DP ACRS FURN TO HOT PA DUCT	DPT	FG/HOT PA	-5 / 1068	-10 / 1435	mmWC	1188 / 317	1300 / 320	2	26	2		LIE-20	El 93.4 Near S9L	LIE-A2
HFE10CP002	DP ACRS FURN TO HOT PA DUCT	DPT	FG/HOT PA	-5 / 1068	-10 / 1435	mmWC	1188 / 317	1300 / 320	2	26	2		LIE-20	El 93.4 Near S9L	LIE-A2
HBK10CP002	FURNACE PRESS-L	PT	FLUE GAS	-5	-10	mmWC	1199	1300	2	24	1	YES	LIE-20A	El: 93.4 mtr, Near S9L	LIE-C7
HBK10CP004	FURNACE PRESS-L	PT	FLUE GAS	-5	-10	mmWC	1199	1300	2	24	1		LIE-20A	El: 93.4 mtr, Near S9L	LIE-C7
HBK10CP009	ECON I/L FG PRESS	PT	FLUE GAS	-55	-57	mmWC	497	700	2	24	1	YES	LIE-21	El: 55.6 Near S11L	LIE-B10
HBK10CP010	ECON INTERMEDIATE BANK FLUE GAS	PT	FLUE GAS	-105	-118	mmWC	340	400	2	24	1		LIE-21	El: 55.6 Near S11L	LIE-B10

NOTE:FOR SHCME NO 14 AND 16 -WHERE EVER DESIGN PRESSURE >=40KG/CM2 OR >=280 Deg C -TWO DRAIN VALVES SHALL BE PROVIDED PER LINE.

**INSTRUMENT SCHEDULE**

KKS TAG	DESCRIPTION	SNSR TYPE	MEDIUM	OPRTG PRESS	DESGN PRESS	UNIT OF PRESS	OPRTG TEMP °C	DESGN TEMP °C	TOTAL QTY FOR 3 UNITS	Schem No	CONT PURG	AIR PURG/INT PURG	LIE/LIR/TTE No	LOCATION OF LIE/LIR/TTE	TYPE OF LIE/LIR/TTE
HBK10CP011	ECON O/L FG PRESS	PT	FLUE GAS	-105	-118	mmWC	340	400	2	24	1		LIE-21	El: 55.6 Near S11L	LIE-B10
HBK30CP002	FURNACE PRESS-R (WIDE RANGE)	PT	FLUE GAS	-5	-10	mmWC	1199	1300	2	24	1	YES	LIE-22	El: 93.4 mtr, Near S9R	LIE-A3
HBK30CP003	FURNACE PRESS-R	PT	FLUE GAS	-5	-10	mmWC	1199	1300	2	24	1		LIE-22	El: 93.4 mtr, Near S9R	LIE-A3
HBK30CP004	FURNACE PRESS-R	PT	FLUE GAS	-5	-10	mmWC	1199	1300	2	24	1		LIE-22	El: 93.4 mtr, Near S9R	LIE-A3
HBK30CP005	BEF RER PLTN SH FG PRESS	PT	FLUE GAS	-5	-10	mmWC	1199	1300	2	24	1		LIE-22	El: 93.4 mtr, Near S9R	LIE-A3
HBK30CP006	FINISH RH GAS I/L PRESS	PT	FLUE GAS	-7	-15	mmWC	954	1200	2	24	1		LIE-22	El: 93.4 mtr, Near S9R	LIE-A3
HFE10CP006	DP ACRS FURN TO HOT PA DUCT	DPT	FG/HOT PA	-5 / 1068	-10 / 1435	mmWC	1188 / 317	1300 / 320	2	26	2		LIE-22	El: 93.4 mtr, Near S9R	LIE-A3
HBK30CP007	FINISH SH I/L FG PRESS	PT	FLUE GAS	-9	-21	mmWC	860	1100	2	24	1	YES	LIE-23	El: 93.4 mtr, Near S9R	LIE-C8
HBK30CP008	LTRH I/L FG PRESS	PT	FLUE GAS	-22	-34	mmWC	675	900	2	24	1		LIE-23	El: 93.4 mtr, Near S9R	LIE-C8
HBK30CP009	ECON I/L FG PRESS	PT	FLUE GAS	-55	-57	mmWC	497	700	2	24	1	YES	LIE-24	El: 55.6 Near S11R	LIE-B11
HBK30CP010	ECON INTERMEDIATE BANK FLUE GAS	PT	FLUE GAS	-105	-118	mmWC	340	400	2	24	1		LIE-24	El: 55.6 Near S11R	LIE-B11
HBK30CP011	ECON O/L FG PRESS	PT	FLUE GAS	-105	-118	mmWC	340	400	2	24	1		LIE-24	El: 55.6 Near S11R	LIE-B11
HFE01CF001	PA FAN-A AIR FLOW	FT	PA	-14	-25	mmWC	27	50	2	26	2	YES	LIE-25	Near PA Fan-A	LIE-B12
HFE01CP001	PA FAN-A O/L AIR PRESS	PT	PA	1138	1555	mmWC	35	58	2	24			LIE-25	Near PA Fan-A	LIE-B12
HFE01CP003	PA FAN-A I/L AIR PRESS	PT	PA	-14	-25	mmWC	27	50	2	24			LIE-25	Near PA Fan-A	LIE-B12
HFE03CP002	DP ACRS APH-A COLD TO HOT PA	DPT	PA	1116 / 1068	1515 / 1435	mmWC	35 / 317	58 / 320	2	26	2	YES	LIE-26	El: 25.7 mtr, Near S21	LIE-A4
HFE04CP002	APH-A HOT PA PRESS	PT	PA	1068	1435	mmWC	317	320	2	24	1		LIE-26	El: 25.7 mtr, Near S21	LIE-A4
HLA13CP001	DP ACRS APH-A COLD TO HOT SA	DPT	SA	262 / 188	420 / 309	mmWC	30 / 321	53 / 324	2	26	2		LIE-26	El: 25.7 mtr, Near S21	LIE-A4
HLA14CP003	APH-A O/L HOT SA PRESS	PT	SA	188	309	mmWC	321	324	2	24	1		LIE-26	El: 25.7 mtr, Near S21	LIE-A4
HNA31CP001	APH-A FG I/L PRESS	PT	FLUE GAS	-283	-434	mmWC	340	400	2	24	1		LIE-26	El: 25.7 mtr, Near S21	LIE-A4
HNA31CP002	DP ACRS APH-A I/L & O/L FG	DPT	FG	-283 / -381	-434 / -584	mmWC	340 / 129	400 / 150	2	26	2		LIE-26	El: 25.7 mtr, Near S21	LIE-A4
HFE05CF001	PA FAN-B AIR FLOW	FT	PA	-14	-25	mmWC	27	50	2	26	2	YES	LIE-27	Near PA Fan-B	LIE-B13
HFE05CP001	PA FAN-B O/L AIR PRESS	PT	PA	1138	1555	mmWC	35	58	2	24			LIE-27	Near PA Fan-B	LIE-B13
HFE05CP003	PA FAN-B I/L AIR PRESS	PT	PA	-14	-25	mmWC	27	50	2	24			LIE-27	Near PA Fan-B	LIE-B13
HFE07CP002	DP ACRS APH-B COLD TO HOT PA	DPT	PA	1116 / 1068	1515 / 1435	mmWC	35 / 317	58 / 320	2	26	2	YES	LIE-28	El: 25.7 mtr, Near S21	LIE-A5
HFE08CP002	APH-B HOT PA PRESS	PT	PA	1068	1435	mmWC	317	320	2	24	1		LIE-28	El: 25.7 mtr, Near S21	LIE-A5
HLA23CP001	DP ACRS APH-B COLD TO HOT SA	DPT	SA	262 / 188	420 / 309	mmWC	30 / 321	53 / 324	2	26	2		LIE-28	El: 25.7 mtr, Near S21	LIE-A5
HLA24CP003	APH-B O/L HOT SA PRESS	PT	SA	188	309	mmWC	321	324	2	24	1		LIE-28	El: 25.7 mtr, Near S21	LIE-A5
HNA41CP001	APH-B FG I/L PRESS	PT	FLUE GAS	-283	-434	mmWC	340	400	2	24	1		LIE-28	El: 25.7 mtr, Near S21	LIE-A5
HNA41CP002	DP ACRS APH-B I/L & O/L FG	DPT	FG	-283 / -381	-434 / -584	mmWC	340 / 129	400 / 150	2	26	2		LIE-28	El: 25.7 mtr, Near S21	LIE-A5
HFE03CP001	APH-A I/L COLD PA PRESS	PT	PA	1116	1515	mmWC	35	58	2	24		YES	LIE-29	El: 18 mtr, Near S21	LIE-B14
HLA13CP005	APH-A I/L COLD SA PRESS	PT	SA	262	420	mmWC	30	53	2	24	1		LIE-29	El: 18 mtr, Near S21	LIE-B14
HNA32CP001	APH-A FG O/L PRESS	PT	FLUE GAS	-381	-584	mmWC	129	150	2	24	1		LIE-29	El: 18 mtr, Near S21	LIE-B14
HLA15CF001	HOT SA-A AIR FLOW	FT	SA	168	279	mmWC	321	324	2	26	2	YES	LIE-31	El: 46.7 mtr, Near S10L	LIE-B15
HLA15CF002	HOT SA-A AIR FLOW	FT	SA	168	279	mmWC	321	324	2	26	2		LIE-31	El: 46.7 mtr, Near S10L	LIE-B15
HLA18CP002	WINDBOX PRESS (LEFT SIDE)	PT	SA	100	100	mmWC	321	324	2	24	1		LIE-31	El: 46.7 mtr, Near S10L	LIE-B15
HLA25CF001	HOT SA-B AIR FLOW	FT	SA	168	279	mmWC	321	324	2	26	2	YES	LIE-32	El: 46.7 mtr, Near S10R	LIE-B16
HLA25CF002	HOT SA-B AIR FLOW	FT	SA	168	279	mmWC	321	324	2	26	2		LIE-32	El: 46.7 mtr, Near S10R	LIE-B16
HLA28CP002	WINDBOX PRESS (RIGHT SIDE)	PT	SA	100	100	mmWC	321	324	2	24	1		LIE-32	El: 46.7 mtr, Near S10R	LIE-B16
HFE07CP001	APH-B I/L COLD PA PRESS	PT	PA	1116	1515	mmWC	35	58	2	24		YES	LIE-33	El: 18 mtr, Near S21	LIE-B17
HLA23CP005	APH-B I/L COLD SA PRESS	PT	SA	262	420	mmWC	30	53	2	24	1		LIE-33	El: 18 mtr, Near S21	LIE-B17
HNA42CP001	APH-B FG O/L PRESS	PT	FLUE GAS	-381	-584	mmWC	129	150	2	24	1		LIE-33	El: 18 mtr, Near S21	LIE-B17
LBG70 CP001	AUX STM PRESS AT SCAPH I/L	PT	STEAM	16	20	Kg/Cm2	290	350	2	14			LIE-34	El: 12.0 mtr, Near S18	LIE-C9
LBG12CP001	AUX STM PRESS FOR MILLS (A-J) INERTING	PT	STEAM	16	20	Kg/Cm2	290	350	2	14			LIE-35	El: 4.7 mtr, Mill Floor (Near S41L)	LIE-B42
SGA51CP001	SER WTR FOR MILLS (A,B,C&D) FIRE FIGHTING	PT	WTR	7	10	Kg/Cm2	40	50	2	14			LIE-35	El: 4.7 mtr, Mill Floor (Near S41L)	LIE-B42
SGA51CP002	SER WTR FOR MILLS (E,F,G,H & J) FIRE FIGHTING	PT	WTR	7	10	Kg/Cm2	40	50	2	14			LIE-35	El: 4.7 mtr, Mill Floor (Near S41L)	LIE-B42
HLA11CP001	FD FAN-A I/L AIR PRESS	PT	SA	-13	-30	mmWC	27	50	2	24	1	YES	LIE-36	Near FD Fan-A	LIE-B18
HLA12CP001	FD FAN-A O/L AIR PRESS	PT	SA	285	475	mmWC	30	53	2	24	1		LIE-36	Near FD Fan-A	LIE-B18
HLB10CF001	FD FAN-A AIR FLOW	FT	SA	-13	-30	mmWC	27	50	2	26	2		LIE-36	Near FD Fan-A	LIE-B18
HLA21CP001	FD FAN-B I/L AIR PRESS	PT	SA	-13	-30	mmWC	27	50	2	24	1	YES	LIE-37	Near FD Fan-B	LIE-B19
HLA22CP001	FD FAN-B O/L AIR PRESS	PT	SA	285	475	mmWC	30	53	2	24	1		LIE-37	Near FD Fan-B	LIE-B19
HLB20CF001	FD FAN-B AIR FLOW	FT	SA	-13	-30	mmWC	27	50	2	26	2		LIE-37	Near FD Fan-B	LIE-B19
HLA20CP001	HOT SA CROSSOVER DUCT PRESS	PT	SA	188	309	mmWC	321	324	2	24	1	YES	LIE-38	EL 25.7 Near S19	LIE-C10
LAB91CF001	FW I/L FLOW	FT	WTR	338	357.5	Kg/Cm2	296	296	2	12			LIE-39	LATER	LIE-B20
LAB91CF002	FW I/L FLOW	FT	WTR	338	357.5	Kg/Cm2	296	296	2	12			LIE-39	LATER	LIE-B20

NOTE:FOR SHCME NO 14 AND 16 -WHERE EVER DESIGN PRESSURE >=40KG/CM2 OR >=280 Deg C -TWO DRAIN VALVES SHALL BE PROVIDED PER LINE.

**INSTRUMENT SCHEDULE**

KKS TAG	DESCRIPTION	SNSR TYPE	MEDIUM	OPRTG PRESS	DESIGN PRESS	UNIT OF PRESS	OPRTG TEMP °C	DESIGN TEMP °C	TOTAL QTY FOR 3 UNITS	Schem No	CONT PURG	AIR PURG/INT PURG	LIE/LIR/TTE No	LOCATION OF LIE/LIR/TTE	TYPE OF LIE/LIR/TTE
LAB91CF003	FW I/L FLOW	FT	WTR	338	357.5	Kg/Cm2	296	296	2	12			LIE-39	LATER	LIE-B20
HAG15CP001	DP ACRS STARTUP SYSTEM MIXING PIECE	DPT	WTR	337.7	360.7	Kg/Cm2	348	348	2	12			LIE-40	El: 5.7 mtr, Near S14R	LIE-B21
HAG25CP001	DP ACRS BLR WTR CIRC PUMP	DPT	WTR	167.4	360.7	Kg/Cm2	240.3	348	2	12			LIE-40	El: 5.7 mtr, Near S14R	LIE-B21
HAG25CP002	DP ACRS BLR WTR CIRC PUMP	DPT	WTR	167.4	360.7	Kg/Cm2	240.3	348	2	12			LIE-40	El: 5.7 mtr, Near S14R	LIE-B21
HAG25CP003	DP ACRS BLR WTR CIRC PUMP	DPT	WTR	167.4	360.7	Kg/Cm2	240.3	348	2	12			LIE-40	El: 5.7 mtr, Near S14R	LIE-B21
HAC10CF001	ECON I/L BOILER FW	FT	WTR	338.53	359.4	Kg/Cm2	295.6	348	2	12			LIE-41	El: 12 mtr, B/w S2R & S8R	LIE-B22
HAC10CF002	ECON I/L BOILER FW	FT	WTR	338.53	359.4	Kg/Cm2	295.6	348	2	12			LIE-41	El: 12 mtr, B/w S2R & S8R	LIE-B22
HAC10CF003	ECON I/L BOILER FW	FT	WTR	338.53	359.4	Kg/Cm2	295.6	348	2	12			LIE-41	El: 12 mtr, B/w S2R & S8R	LIE-B22
HAC10CP001	ECON I/L BLR FW PRESS	PT	WTR	338.53	359.4	Kg/Cm2	295.6	348	2	10			LIE-41	El: 12 mtr, B/w S2R & S8R	LIE-B22
HAH71CP001	SH / DSH STAGE-I-A O/L	PT	STEAM	294.5	317.6	Kg/Cm2	492	494	2	6			LIE-42	El: 93.4 mtr, Near S9L	LIE-B23
HAH91CP001	SH / DSH STAGE-II-A O/L	PT	STEAM	286.1	306.5	Kg/Cm2	545	546	2	2			LIE-42	El: 93.4 mtr, Near S9L	LIE-B23
HAI21CP001	RH / DSH-A O/L	PT	STEAM	62.4	75	Kg/Cm2	529	550	2	14			LIE-42	El: 93.4 mtr, Near S9L	LIE-B23
LAE21CF001	RH / DSH -A SPRY WTR FLOW	FT	WTR	67.2	92.2	Kg/Cm2	178	215	2	16			LIE-43	El: 26.3 mtr, Near S10L	LIE-A6
LAE21CF002	RH / DSH -A SPRY WTR FLOW	FT	WTR	67.2	92.2	Kg/Cm2	178	215	2	16			LIE-43	El: 26.3 mtr, Near S10L	LIE-A6
LAE71CF001	STAGE I SH / DSH -A SPRY WTR FLOW	FT	WTR	338.5	307.3	Kg/Cm2	295.6	308	2	12			LIE-43	El: 26.3 mtr, Near S10L	LIE-A6
LAE71CF002	STAGE I SH / DSH -A SPRY WTR FLOW	FT	WTR	338.5	307.3	Kg/Cm2	295.6	308	2	12			LIE-43	El: 26.3 mtr, Near S10L	LIE-A6
LAE91CF001	STAGE II SH / DSH -A SPRY WTR FLOW	FT	WTR	292.6	310	Kg/Cm2	308	308	2	12			LIE-43	El: 26.3 mtr, Near S10L	LIE-A6
LAE91CF002	STAGE II SH / DSH -A SPRY WTR FLOW	FT	WTR	292.6	310	Kg/Cm2	308	308	2	12			LIE-43	El: 26.3 mtr, Near S10L	LIE-A6
LAE22CF001	RH / DSH -B SPRY WTR FLOW	FT	WTR	67.2	92.2	Kg/Cm2	178	215	2	16			LIE-44	El: 26.3 mtr, Near S10R	LIE-A7
LAE22CF002	RH / DSH -B SPRY WTR FLOW	FT	WTR	67.2	92.2	Kg/Cm2	178	215	2	16			LIE-44	El: 26.3 mtr, Near S10R	LIE-A7
LAE72CF001	STAGE I SH / DSH -B SPRY WTR FLOW	FT	WTR	338.5	307.3	Kg/Cm2	295.6	308	2	12			LIE-44	El: 26.3 mtr, Near S10R	LIE-A7
LAE72CF002	STAGE I SH / DSH -B SPRY WTR FLOW	FT	WTR	338.5	307.3	Kg/Cm2	295.6	308	2	12			LIE-44	El: 26.3 mtr, Near S10R	LIE-A7
LAE92CF001	STAGE II SH / DSH -B SPRY WTR FLOW	FT	WTR	292.6	310	Kg/Cm2	308	308	2	12			LIE-44	El: 26.3 mtr, Near S10R	LIE-A7
LAE92CF002	STAGE II SH / DSH -B SPRY WTR FLOW	FT	WTR	292.6	310	Kg/Cm2	308	308	2	12			LIE-44	El: 26.3 mtr, Near S10R	LIE-A7
HAD81CL001	SEPARATOR STRG TANK-A	LT-DP	WTR	305	332	Kg/Cm2	435	475	2	8			LIE-45	El: 61.4 mtr, Near S14L	LIE-A8
HAD81CL002	SEPARATOR STRG TANK-A	LT-DP	WTR	305	332	Kg/Cm2	435	475	2	8			LIE-45	El: 61.4 mtr, Near S14L	LIE-A8
HAD81CL003	SEPARATOR STRG TANK-A	LT-DP	WTR	305	332	Kg/Cm2	435	475	2	8			LIE-45	El: 61.4 mtr, Near S14L	LIE-A8
HAD81CP001	SEPARATOR STRG TANK-A	PT	WTR	305	332	Kg/Cm2	435	475	2	6			LIE-45	El: 61.4 mtr, Near S14L	LIE-A8
HAD81CP002	SEPARATOR STRG TANK-A	PT	WTR	305	332	Kg/Cm2	435	475	2	6			LIE-45	El: 61.4 mtr, Near S14L	LIE-A8
HAG11CL001	SEPARATOR STRG TANK-A DNCOMER	LT-DP	WTR	325.8	332	Kg/Cm2	435	475	2	8			LIE-45A	El: 61.4 mtr, Near S14L	LIE-C11
HAG15CP002	SEPA STRG TNK DRN	PT	WTR	325.8	332	Kg/Cm2	352	375	2	10			LIE-45A	El: 61.4 mtr, Near S14L	LIE-C11
HAD82CL001	SEPARATOR STRG TANK-B	LT-DP	WTR	305	332	Kg/Cm2	435	475	2	8			LIE-46	El: 61.4 mtr, Near S14R	LIE-A9
HAD82CL002	SEPARATOR STRG TANK-B	LT-DP	WTR	305	332	Kg/Cm2	435	475	2	8			LIE-46	El: 61.4 mtr, Near S14R	LIE-A9
HAD82CL003	SEPARATOR STRG TANK-B	LT-DP	WTR	305	332	Kg/Cm2	435	475	2	8			LIE-46	El: 61.4 mtr, Near S14R	LIE-A9
HAD82CP001	SEPARATOR STRG TANK-B	PT	WTR	305	332	Kg/Cm2	435	475	2	6			LIE-46	El: 61.4 mtr, Near S14R	LIE-A9
HAD82CP002	SEPARATOR STRG TANK-B	PT	WTR	305	332	Kg/Cm2	435	475	2	6			LIE-46	El: 61.4 mtr, Near S14R	LIE-A9
HAG12CL001	SEPARATOR STRG TANK-B DNCOMER	LT-DP	WTR	325.8	332	Kg/Cm2	435	475	2	8			LIE-46	El: 61.4 mtr, Near S14R	LIE-A9
HAH72CP001	SH / DSH STAGE-I-B O/L	PT	STEAM	294.5	317.6	Kg/Cm2	492	494	2	6			LIE-47	El: 93.4 mtr, Near S9R	LIE-B41
HAH92CP001	SH / DSH STAGE-II-B O/L	PT	STEAM	286.1	306.5	Kg/Cm2	545	546	2	2			LIE-47	El: 93.4 mtr, Near S9R	LIE-B41
HAI22CP001	RH / DSH-B O/L	PT	STEAM	62.4	75	Kg/Cm2	529	550	2	14			LIE-47	El: 93.4 mtr, Near S9R	LIE-B41
HAH01CP001	WTR SEPARATOR-A O/L	PT	STEAM	305	330	Kg/Cm2	433	479	2	6			LIE-49	El: 90.6 mtr, Near S8L	LIE-B24
HAH01CP002	WTR SEPARATOR-A O/L	PT	STEAM	305	330	Kg/Cm2	433	479	2	6			LIE-49	El: 90.6 mtr, Near S8L	LIE-B24
HAH02CP001	WTR SEPARATOR-B O/L	PT	STEAM	305	330	Kg/Cm2	433	479	2	6			LIE-49	El: 90.6 mtr, Near S8L	LIE-B24
HAH02CP002	WTR SEPARATOR-B O/L	PT	STEAM	305	330	Kg/Cm2	433	479	2	6			LIE-49	El: 90.6 mtr, Near S8L	LIE-B24
HAH03CP001	WTR SEPARATOR-C O/L	PT	STEAM	305	330	Kg/Cm2	433	479	2	6			LIE-50	El: 90.6 mtr, Near S8R	LIE-B25
HAH03CP002	WTR SEPARATOR-C O/L	PT	STEAM	305	330	Kg/Cm2	433	479	2	6			LIE-50	El: 90.6 mtr, Near S8R	LIE-B25
HAH04CP001	WTR SEPARATOR-D O/L	PT	STEAM	305	330	Kg/Cm2	433	479	2	6			LIE-50	El: 90.6 mtr, Near S8R	LIE-B25
HAH04CP002	WTR SEPARATOR-D O/L	PT	STEAM	305	330	Kg/Cm2	433	479	2	6			LIE-50	El: 90.6 mtr, Near S8R	LIE-B25
LCL20CL001	FLASH TNK DRN TNK LVL	LT-DP	WTR	1.1	7	Kg/Cm2	100	177	2	16			LIE-51	El: 0.0 mtr, Near S1R	LIE-B26
LCL20CL002	FLASH TNK DRN TNK LVL	LT-DP	WTR	1.1	7	Kg/Cm2	100	177	2	16			LIE-51	El: 0.0 mtr, Near S1R	LIE-B26
LCL20CL003	FLASH TNK DRN TNK LVL	LT-DP	WTR	1.1	7	Kg/Cm2	100	177	2	16			LIE-51	El: 0.0 mtr, Near S1R	LIE-B26
QFA10 CP101	INST AIR HDR PRESS	PT	IA	9	10	Kg/Cm2	40	50	2	14			LIE-52	El: 9.0 mtr, Near S14L	LIE-B27
QFA10 CP102	INST AIR HDR PRESS	PT	IA	9	10	Kg/Cm2	40	50	2	14			LIE-52	El: 9.0 mtr, Near S14L	LIE-B27
QFA10 CP103	INST AIR HDR PRESS	PT	IA	9	10	Kg/Cm2	40	50	2	14			LIE-52	El: 9.0 mtr, Near S14L	LIE-B27
QFB10 CP001	SERVICE AIR PRESS AT T.P	PT	SA	8	10	Kg/Cm2	40	50	2	14			LIE-52	El: 9.0 mtr, Near S14L	LIE-B27

NOTE:FOR SHCME NO 14 AND 16 -WHERE EVER DESIGN PRESSURE >=40KG/CM2 OR >=280 Deg C -TWO DRAIN VALVES SHALL BE PROVIDED PER LINE.

**INSTRUMENT SCHEDULE**

KKS TAG	DESCRIPTION	SNSR TYPE	MEDIUM	OPRTG PRESS	DESGN PRESS	UNIT OF PRESS	OPRTG TEMP °C	DESGN TEMP °C	TOTAL QTY FOR 3 UNITS	Schem No	CONT PURG	AIR PURG/INT PURG	LIE/LIR/TTE No	LOCATION OF LIE/LIR/TTE	TYPE OF LIE/LIR/TTE
SGA11CP001	PRESS AT AIR HTR WTR WASH LINE	PT	AIR	7	12	Kg/Cm2	40	60	2	14			LIE-55	El: 18.0 mtr, Near S21	LIE-C12
10HLA51CF002	LSOFA CNR 1	FT	SEC AIR	120		mmWC	321	324	2	26	2	YES	LIE-SADC-01		LIE-B28
10HLA61CF002	LSOFA CNR 2	FT	SEC AIR	120		mmWC	321	324	2	26	2		LIE-SADC-01		LIE-B28
10HLA71CF002	LSOFA CNR 3	FT	SEC AIR	120		mmWC	321	324	2	26	2	YES	LIE-SADC-02		LIE-B29
10HLA81CF002	LSOFA CNR 4	FT	SEC AIR	120		mmWC	321	324	2	26	2		LIE-SADC-02		LIE-B29
10HLA52CF002	HSOFA CNR 1	FT	SEC AIR	120		mmWC	321	324	2	26	2	YES	LIE-SADC-03		LIE-B30
10HLA62CF002	HSOFA CNR 2	FT	SEC AIR	120		mmWC	321	324	2	26	2		LIE-SADC-03		LIE-B30
10HLA72CF002	HSOFA CNR 3	FT	SEC AIR	120		mmWC	321	324	2	26	2	YES	LIE-SADC-04		LIE-B31
10HLA82CF002	HSOFA CNR 4	FT	SEC AIR	120		mmWC	321	324	2	26	2		LIE-SADC-04		LIE-B31
MAA50CP003	1ST STG TURBINE PRESS	PT	STEAM	270	297.7	Kg/Cm2	600	608	2	2			LIR-01	El: 0.0 mtr, Row: Ad, Col: 8	LIR-C8
MAA50CP004	1ST STG TURBINE PRESS	PT	STEAM	270	297.7	Kg/Cm2	600	608	2	2			LIR-01	El: 0.0 mtr, Row: Ad, Col: 8	LIR-C8
MAA50CP005	1ST STG TURBINE PRESS	PT	STEAM	270	297.7	Kg/Cm2	600	608	2	2			LIR-01	El: 0.0 mtr, Row: Ad, Col: 8	LIR-C8
LBF10CF011	HPBP-1 STM FLOW	FT	STEAM	270	297.7	Kg/Cm2	600	608	2	4			LIR-02	El: 9.0 mtr, Row: Ad-B, Col: 10	LIR-C9
LBF10CF012	HPBP-1 STM FLOW	FT	STEAM	270	297.7	Kg/Cm2	600	608	2	4			LIR-02	El: 9.0 mtr, Row: Ad-B, Col: 10	LIR-C9
LBF20CF011	HPBP-2 STM FLOW	FT	STEAM	270	297.7	Kg/Cm2	600	608	2	4			LIR-02	El: 9.0 mtr, Row: Ad-B, Col: 10	LIR-C9
LBF20CF012	HPBP-2 STM FLOW	FT	STEAM	270	297.7	Kg/Cm2	600	608	2	4			LIR-02	El: 9.0 mtr, Row: Ad-B, Col: 10	LIR-C9
LAA01CP011	DEA PRESS	PT	STEAM	12.5	20	Kg/Cm2	---	250	2	14			LIR-03	El: 25.5 mtr, Row: C, Col: 10	LIR-B6
LAA01CP012	DEA PRESS	PT	STEAM	12.5	20	Kg/Cm2	---	250	2	14			LIR-03	El: 25.5 mtr, Row: C, Col: 10	LIR-B6
LBQ10CP011	CRH STM PRESS TO D/A PEGG	PT	STEAM	37.94	74.2	Kg/Cm2	360	382	2	14			LIR-03	El: 25.5 mtr, Row: C, Col: 10	LIR-B6
LBS61CF011	EXT STM FLOW TO DEA	FT	STEAM	13.3	15	Kg/Cm2	365	399	2	16			LIR-03	El: 25.5 mtr, Row: C, Col: 10	LIR-B6
LBS61CF012	EXT STM FLOW TO DEA	FT	STEAM	13.3	15	Kg/Cm2	365	399	2	16			LIR-03	El: 25.5 mtr, Row: C, Col: 10	LIR-B6
LBS61CP011	EXT STM PRESS TO DEA	PT	STEAM	13.3	15	Kg/Cm2	365	399	2	14			LIR-03	El: 25.5 mtr, Row: C, Col: 10	LIR-B6
LAB41CP011	FW PRESS AT HPH-7A I/L	PT	FW	348.62	381	Kg/Cm2	196.6	200	2	10			LIR-04	El: 0.0 mtr, Row: B-C, Col: 10	LIR-C10
LAB46CP011	FW PRESS AT HPH-7B I/L	PT	FW	348.62	381	Kg/Cm2	196.6	200	2	10			LIR-04	El: 0.0 mtr, Row: B-C, Col: 10	LIR-C10
LBQ73CP011	EXT STM PRESS AT HPH-7A I/L	PT	STEAM	25.75	30	Kg/Cm2	302.8	305	2	14			LIR-04	El: 0.0 mtr, Row: B-C, Col: 10	LIR-C10
LBQ74CP011	EXT STM PRESS AT HPH-7B I/L	PT	STEAM	25.75	30	Kg/Cm2	302.8	305	2	14			LIR-04	El: 0.0 mtr, Row: B-C, Col: 10	LIR-C10
LAB44CP011	FW PRESS BEF HPH-7A DES HTR	PT	FW	348.62	381	Kg/Cm2	292.6	300	2	10			LIR-05	El: 18 mtr, Row: B-C, Col: 9	LIR-B7
LAB45CP011	FW PRESS AFT HPH-7A DES HTR	PT	FW	348.62	381	Kg/Cm2	296.1	305	2	10			LIR-05	El: 18 mtr, Row: B-C, Col: 9	LIR-B7
LAB49CP011	FW PRESS BEF HPH-7B DES HTR	PT	FW	348.62	381	Kg/Cm2	292.6	300	2	10			LIR-05	El: 18 mtr, Row: B-C, Col: 9	LIR-B7
LAB50CP011	FW PRESS AFT HPH-7B DES HTR	PT	FW	348.62	381	Kg/Cm2	292.6	300	2	10			LIR-05	El: 18 mtr, Row: B-C, Col: 9	LIR-B7
LBQ71CP011	EXT PRESS FRM IPT TO HPH-7A DES HTR	PT	STEAM	26.03	30	Kg/Cm2	465.6	485	2	14			LIR-05	El: 18 mtr, Row: B-C, Col: 9-10	LIR-B7
LBQ72CP011	EXT PRESS FRM IPT TO HPH-7B DES HTR	PT	STEAM	26.03	30	Kg/Cm2	465.6	485	2	14			LIR-05	El: 18 mtr, Row: B-C, Col: 9-10	LIR-B7
LAB42CP011	FW PRESS AT HPH-8A I/L	PT	FW	348.62	381	Kg/Cm2	224.1	230	2	10			LIR-06	El: 18 mtr, Row: B-C, Col: 9	LIR-A2
LAB43CP011	FW PRESS AT HPH-9A I/L	PT	FW	348.62	381	Kg/Cm2	282.5	290	2	10			LIR-06	El: 18 mtr, Row: B-C, Col: 9	LIR-A2
LAB47CP011	FW PRESS AT HPH-8B I/L	PT	FW	348.62	381	Kg/Cm2	224.1	230	2	10			LIR-06	El: 18 mtr, Row: B-C, Col: 9	LIR-A2
LAB48CP011	FW PRESS AT HPH-9B I/L	PT	FW	348.62	381	Kg/Cm2	282.5	290	2	10			LIR-06	El: 18 mtr, Row: B-C, Col: 9	LIR-A2
LBQ81CP011	EXT STM PRESS AT HPH-8A I/L	PT	STEAM	65.06	74.2	Kg/Cm2	371.3	382	2	14			LIR-06	El: 18 mtr, Row: B-C, Col: 9-10	LIR-A2
LBQ82CP011	EXT STM PRESS AT HPH-8B I/L	PT	STEAM	65.06	74.2	Kg/Cm2	371.3	382	2	14			LIR-06	El: 18 mtr, Row: B-C, Col: 9-10	LIR-A2
LBQ91CP011	EXT STM PRESS AT HPH-9A I/L	PT	EX STM	79.49	85	Kg/Cm2	399.8	405	2	14			LIR-06	El: 18 mtr, Row: B-C, Col: 9-10	LIR-A2
LBQ92CP011	EXT STM PRESS AT HPH-9B I/L	PT	EX STM	79.49	85	Kg/Cm2	399.8	405	2	14			LIR-06	El: 18 mtr, Row: B-C, Col: 9-10	LIR-A2
LBS21CP011	EXT STM PRESS AT LPH-2 I/L	PT	STEAM	1.23	3.5	Kg/Cm2	108.8	130	2	14			LIR-07	El: 9.0 mtr, Row: B-C, Col: 7	LIR-C11
LBS31CP011	EXT STM PRESS AT LPH-3 I/L	PT	STEAM	2.52	3.5	Kg/Cm2	177	200	2	14			LIR-07	El: 9.0 mtr, Row: B-C, Col: 7	LIR-C11
LBS41CP011	EXT STM PRESS AT LPH-4 I/L	PT	STEAM	4.2	7	Kg/Cm2	226.4	250	2	14			LIR-07	El: 9.0 mtr, Row: B-C, Col: 7	LIR-C11
LBS51CP011	EXT STM PRESS AT LPH-5 I/L	PT	STEAM	6.9	7	Kg/Cm2	278.4	300	2	14			LIR-07	El: 9.0 mtr, Row: B-C, Col: 7	LIR-C11
LAD11CL011	HPH-7A LVL	LT-DP	COND	26.34	31	Kg/Cm2	316.4	360	2	16			LIR-08	El: 0.0 mtr, Row: C, Col: 9	LIR-B8
LAD11CL012	HPH-7A LVL	LT-DP	COND	26.34	31	Kg/Cm2	316.4	360	2	16			LIR-08	El: 0.0 mtr, Row: C, Col: 9	LIR-B8
LAD12CL013	HPH-7A LVL	LT-DP	COND	26.34	31	Kg/Cm2	316.4	360	2	16			LIR-08	El: 0.0 mtr, Row: C, Col: 9	LIR-B8
LAD21CL011	HPH-7B LVL	LT-DP	COND	26.34	31	Kg/Cm2	316.4	360	2	16			LIR-08	El: 0.0 mtr, Row: C, Col: 9	LIR-B8
LAD21CL012	HPH-7B LVL	LT-DP	COND	26.34	31	Kg/Cm2	316.4	360	2	16			LIR-08	El: 0.0 mtr, Row: C, Col: 9	LIR-B8
LAD22CL013	HPH-7B LVL	LT-DP	COND	26.34	31	Kg/Cm2	316.4	360	2	16			LIR-08	El: 0.0 mtr, Row: C, Col: 9	LIR-B8
LAD31CL011	HPH-8A LVL	LT-DP	COND	62.21	73.1	Kg/Cm2	365.9	380	2	16			LIR-09	El: 9.0 mtr, Row: C, Col: 5	LIR-B9
LAD31CL012	HPH-8A LVL	LT-DP	COND	62.21	73.1	Kg/Cm2	365.9	380	2	16			LIR-09	El: 9.0 mtr, Row: C, Col: 5	LIR-B9
LAD32CL013	HPH-8A LVL	LT-DP	COND	62.21	73.1	Kg/Cm2	365.9	380	2	16			LIR-09	El: 9.0 mtr, Row: C, Col: 5	LIR-B9
LAD51CL011	HPH-9A LVL	LT-DP	COND	90.99	94	Kg/Cm2	421.1	430	2	16			LIR-09	El: 9.0 mtr, Row: C, Col: 5	LIR-B9
LAD51CL012	HPH-9A LVL	LT-DP	COND	90.99	94	Kg/Cm2	421.1	430	2	16			LIR-09	El: 9.0 mtr, Row: C, Col: 5	LIR-B9

NOTE:FOR SHCME NO 14 AND 16 -WHERE EVER DESIGN PRESSURE >=40KG/CM2 OR >=280 Deg C -TWO DRAIN VALVES SHALL BE PROVIDED PER LINE.

**INSTRUMENT SCHEDULE**

CE/416/PATRATU/INS

KKS TAG	DESCRIPTION	SNSR TYPE	MEDIUM	OPRTG PRESS	DESIGN PRESS	UNIT OF PRESS	OPRTG TEMP °C	DESIGN TEMP °C	TOTAL QTY FOR 3 UNITS	Schem No	CONT PURG	AIR PURG/INT PURG	LIE/LIR/TTE No	LOCATION OF LIE/LIR/TTE	TYPE OF LIE/LIR/TTE
LAD52CL013	HPH-9A LVL	LT-DP	COND	90.99	94	Kg/Cm2	421.1	430	2	16			LIR-09	El: 9.0 mtr, Row: C, Col: 5	LIR-B9
LAD41CL011	HPH-8B LVL	LT-DP	COND	62.21	73.1	Kg/Cm2	365.9	380	2	16			LIR-10	El: 9.0 mtr, Row: C, Col: 7	LIR-B10
LAD41CL012	HPH-8B LVL	LT-DP	COND	62.21	73.1	Kg/Cm2	365.9	380	2	16			LIR-10	El: 9.0 mtr, Row: C, Col: 7	LIR-B10
LAD42CL013	HPH-8B LVL	LT-DP	COND	62.21	73.1	Kg/Cm2	365.9	380	2	16			LIR-10	El: 9.0 mtr, Row: C, Col: 7	LIR-B10
LAD61CL011	HPH-9B LVL	LT-DP	COND	90.99	94	Kg/Cm2	421.1	430	2	16			LIR-10	El: 9.0 mtr, Row: C, Col: 7	LIR-B10
LAD61CL012	HPH-9B LVL	LT-DP	COND	90.99	94	Kg/Cm2	421.1	430	2	16			LIR-10	El: 9.0 mtr, Row: C, Col: 7	LIR-B10
LAD62CL013	HPH-9B LVL	LT-DP	COND	90.99	94	Kg/Cm2	421.1	430	2	16			LIR-10	El: 9.0 mtr, Row: C, Col: 7	LIR-B10
XAV10CP004	BFPDT-A LUBE OIL PUMP DISCHARGE HDR PRESSURE	PT	OIL	10.6	12	Kg/Cm2	60	70	3	14			LIR-101	Near BFPDT Lube oil tank (Ground Floor)	LIR-C2
XAV10CP005	BFPDT-A LUBE OIL PUMP DISCHARGE HDR PRESSURE	PT	OIL	10.6	12	Kg/Cm2	60	70	3	14			LIR-101	Near BFPDT Lube oil tank (Ground Floor)	LIR-C2
XAV30CP001	BFPDT-A DIFF. PRESSURE ACROSS LUBE OIL FILTER HIGH	DPT	OIL	9.5	12	Kg/Cm2	47	70	3	16			LIR-101	Near BFPDT Lube oil tank (Ground Floor)	LIR-C2
XAV45CP003	BFPDT-A DIFF. PRESSURE ACROSS E.O.P FILTER HIGH	DPT	OIL	9.5	12	Kg/Cm2	47	70	3	16			LIR-101	Near BFPDT Lube oil tank (Ground Floor)	LIR-C2
XAV50CP001	BFPDT-A LUBE OIL HEADER PRESSURE	PT	OIL	2.5	6	Kg/Cm2	47	70	3	14			LIR-102	Near BFPDT Lube oil header (Operating Floor)	LIR-C3
XAV50CP002	BFPDT-A LUBE OIL HEADER PRESSURE	PT	OIL	2.5	6	Kg/Cm2	47	70	3	14			LIR-102	Near BFPDT Lube oil header (Operating Floor)	LIR-C3
XAV50CP003	BFPDT-A LUBE OIL HEADER PRESSURE	PT	OIL	2.5	6	Kg/Cm2	47	70	3	14			LIR-102	Near BFPDT Lube oil header (Operating Floor)	LIR-C3
XAV80CP001	BFPDT-A JACKING OIL HEADER PRESSURE	PT	OIL	85	110	Kg/Cm2	47	70	3	10			LIR-102	Near BFPDT Lube oil header (Operating Floor)	LIR-C3
XAV43CP001	BFPDT-A CONTROL OIL HEADER PRESSURE	PT	OIL	8	12	Kg/Cm2	60	70	3	14			LIR-103	Near BFPDT Governing console board.(Operating Floor)	LIR-B1
XAX43CP002	BFPDT-A CONTROL OIL HEADER PRESSURE	PT	OIL	8	12	Kg/Cm2	60	70	3	14			LIR-103	Near BFPDT Governing console board.(Operating Floor)	LIR-B1
XAX43CP003	BFPDT-A CONTROL OIL HEADER PRESSURE	PT	OIL	8	12	Kg/Cm2	60	70	3	14			LIR-103	Near BFPDT Governing console board.(Operating Floor)	LIR-B1
XAX43CP011	BFPDT-A SECONDARY OIL PRESSURE	PT	OIL	4.5	12	Kg/Cm2	60	70	3	14			LIR-103	Near BFPDT Governing console board.(Operating Floor)	LIR-B1
XAX43CP012	BFPDT-A SECONDARY OIL PRESSURE	PT	OIL	4.5	12	Kg/Cm2	60	70	3	14			LIR-103	Near BFPDT Governing console board.(Operating Floor)	LIR-B1
XAX43CP004	BFPDT-A TRIP OIL PRESSURE	PT	OIL	8	12	Kg/Cm2	60	70	3	14			LIR-104	Near BFPDT Governing console board.(Operating Floor)	LIR-B2
XAX43CP005	BFPDT-A TRIP OIL PRESSURE	PT	OIL	8	12	Kg/Cm2	60	70	3	14			LIR-104	Near BFPDT Governing console board.(Operating Floor)	LIR-B2
XAX43CP006	BFPDT-A TRIP OIL PRESSURE	PT	OIL	8	12	Kg/Cm2	60	70	3	14			LIR-104	Near BFPDT Governing console board.(Operating Floor)	LIR-B2
XAX43CP009	BFPDT-A TRIP OIL PRESSURE	PT	OIL	8	12	Kg/Cm2	60	70	3	14			LIR-104	Near BFPDT Governing console board.(Operating Floor)	LIR-B2
XAX43CP010	BFPDT-A TRIP OIL PRESSURE	PT	OIL	8	12	Kg/Cm2	60	70	3	14			LIR-104	Near BFPDT Governing console board.(Operating Floor)	LIR-B2
XAX43CP017	BFPDT-A TRIP OIL PRESSURE (OVER SPEED TESTER)	PT	OIL	8	12	Kg/Cm2	60	70	3	14			LIR-104	Near BFPDT Governing console board.(Operating Floor)	LIR-B2
XAX43CP007	BFPDT-A START UP OIL-1 PRESSURE	PT	OIL	6	12	Kg/Cm2	60	70	3	14			LIR-105	Near BFPDT Governing console board.(Operating Floor)	LIR-C4
XAX43CP008	BFPDT-A START UP OIL-1 PRESSURE	PT	OIL	6	12	Kg/Cm2	60	70	3	14			LIR-105	Near BFPDT Governing console board.(Operating Floor)	LIR-C4
XAX43CP018	BFPDT-A START UP OIL-2 PRESSURE	PT	OIL	6	12	Kg/Cm2	60	70	3	14			LIR-105	Near BFPDT Governing console board.(Operating Floor)	LIR-C4
XAX43CP019	BFPDT-A START UP OIL-2 PRESSURE	PT	OIL	6	12	Kg/Cm2	60	70	3	14			LIR-105	Near BFPDT Governing console board.(Operating Floor)	LIR-C4
LBQ62CP001	BFPDT-A CRH STEAM PRESSURE	PT	STM	17	20	Kg/Cm2	330	350	3	14			LIR-106	Near BFPDT (Operating Floor)	LIR-B3
LBQ62CP002	BFPDT-A CRH STEAM PRESSURE	PT	STM	17	20	Kg/Cm2	330	350	3	14			LIR-106	Near BFPDT (Operating Floor)	LIR-B3
LBQ63CP002	BFPDT-A LIVE STEAM PRESSURE	PT	STM	11.26	17	Kg/Cm2	366	415	3	14			LIR-106	Near BFPDT (Operating Floor)	LIR-B3
LBQ63CP003	BFPDT-A LIVE STEAM PRESSURE	PT	STM	11.26	17	Kg/Cm2	366	415	3	14			LIR-106	Near BFPDT (Operating Floor)	LIR-B3
LBQ63CP004	BFPDT-A LIVE STEAM PRESSURE	PT	STM	11.26	17	Kg/Cm2	366	415	3	14			LIR-106	Near BFPDT (Operating Floor)	LIR-B3
MTA01CP001	BFPDT-A WHEEL CHAMBER PRESSURE	PT	STM	6.16	14.63	Kg/Cm2	309	405	3	14			LIR-106	Near BFPDT (Operating Floor)	LIR-B3
LBQ65CP001	BFPDT-A TURBINE EXHAUST PRESSURE	PT	STM	-0.77	-0.7	Kg/Cm2	62.3	69.1	3	14			LIR-107	Near BFPDT (Operating Floor)	LIR-A1
LBQ65CP002	BFPDT-A TURBINE EXHAUST PRESSURE	PT	STM	-0.77	-0.7	Kg/Cm2	62.3	69.1	3	14			LIR-107	Near BFPDT (Operating Floor)	LIR-A1
LBQ65CP003	BFPDT-A TURBINE EXHAUST PRESSURE	PT	STM	-0.77	-0.7	Kg/Cm2	62.3	69.1	3	14			LIR-107	Near BFPDT (Operating Floor)	LIR-A1
MAW60CP002	BFPDT-A AUXILIARY STEAM TO GLAND STEAM PRESSURE	PT	STM	15	20	Kg/Cm2	290	310	3	14			LIR-107	Near BFPDT (Operating Floor)	LIR-A1
MAW60CP101	BFPDT-A DIFFERENTIAL PRESSURE ACROSS GLAND STEAM INLET STRAINER	DPT	STM	15	20	Kg/Cm2	290	310	3	16			LIR-107	Near BFPDT (Operating Floor)	LIR-A1
MAW70CP001	BFPDT-A GLAND STEAM HEADER PRESSURE	PT	STM	0.1	0.1	Kg/Cm2	302	398	3	14			LIR-107	Near BFPDT (Operating Floor)	LIR-A1
MAW70CP002	BFPDT-A GLAND STEAM HEADER PRESSURE	PT	STM	0.1	0.1	Kg/Cm2	302	398	3	14			LIR-107	Near BFPDT (Operating Floor)	LIR-A1
XAV11CP004	BFPDT-B LUBE OIL PUMP DISCHARGE HDR PRESSURE	PT	OIL	10.6	12	Kg/Cm2	60	70	3	14			LIR-108	Near BFPDT Lube oil tank (Ground Floor)	LIR-C5
XAV11CP005	BFPDT-B LUBE OIL PUMP DISCHARGE HDR PRESSURE	PT	OIL	10.6	12	Kg/Cm2	60	70	3	14			LIR-108	Near BFPDT Lube oil tank (Ground Floor)	LIR-C5
XAV31CP001	BFPDT-B DIFF. PRESSURE ACROSS LUBE OIL FILTER HIGH	DPT	OIL	9.5	12	Kg/Cm2	47	70	3	16			LIR-108	Near BFPDT Lube oil tank (Ground Floor)	LIR-C5
XAV46CP003	BFPDT-B DIFF. PRESSURE ACROSS E.O.P FILTER HIGH	DPT	OIL	9.5	12	Kg/Cm2	47	70	3	16			LIR-108	Near BFPDT Lube oil tank (Ground Floor)	LIR-C5
XAV51CP001	BFPDT-B LUBE OIL HEADER PRESSURE	PT	OIL	2.5	6	Kg/Cm2	47	70	3	14			LIR-109	Near BFPDT Lube oil header (Operating Floor)	LIR-C6
XAV51CP002	BFPDT-B LUBE OIL HEADER PRESSURE	PT	OIL	2.5	6	Kg/Cm2	47	70	3	14			LIR-109	Near BFPDT Lube oil header (Operating Floor)	LIR-C6
XAV51CP003	BFPDT-B LUBE OIL HEADER PRESSURE	PT	OIL	2.5	6	Kg/Cm2	47	70	3	14			LIR-109	Near BFPDT Lube oil header (Operating Floor)	LIR-C6
XAV81CP001	BFPDT-B JACKING OIL HEADER PRESSURE	PT	OIL	85	110	Kg/Cm2	47	70	3	10			LIR-109	Near BFPDT Lube oil header (Operating Floor)	LIR-C6
LBS60CP011	EXT STM PRESS TO DEA (U/S OF NRV)	PT	STEAM	13.3	15	Kg/Cm2	365	399	2	14			LIR-11	El: 9.0 mtr, Row: Ad, Col: 10	LIR-C12
XAV44CP001	BFPDT-B CONTROL OIL HEADER PRESSURE	PT	OIL	8	12	Kg/Cm2	60	70	3	14			LIR-110	Near BFPDT Governing console board.(Operating Floor)	LIR-B4
XAX44CP002	BFPDT-B CONTROL OIL HEADER PRESSURE	PT	OIL	8	12	Kg/Cm2	60	70	3	14			LIR-110	Near BFPDT Governing console board.(Operating Floor)	LIR-B4
XAX44CP003	BFPDT-B CONTROL OIL HEADER PRESSURE	PT	OIL	8	12	Kg/Cm2	60	70	3	14			LIR-110	Near BFPDT Governing console board.(Operating Floor)	LIR-B4

NOTE:FOR SHCME NO 14 AND 16 -WHERE EVER DESIGN PRESSURE >=40KG/CM2 OR >=280 Deg C -TWO DRAIN VALVES SHALL BE PROVIDED PER LINE.

**INSTRUMENT SCHEDULE**

CE/416/PATRATU/INS

KKS TAG	DESCRIPTION	SNSR TYPE	MEDIUM	OPRTG PRESS	DESGN PRESS	UNIT OF PRESS	OPRTG TEMP °C	DESGN TEMP °C	TOTAL QTY FOR 3 UNITS	Schem No	CONT PURG	AIR PURG/INT PURG	LIE/LIR/TTE No	LOCATION OF LIE/LIR/TTE	TYPE OF LIE/LIR/TTE
XAX44CP011	BFPDT-B SECONDARY OIL PRESSURE	PT	OIL	4.5	12	Kg/Cm2	60	70	3	14			LIR-110	Near BFPDT Governing console board.(Operating Floor)	LIR-B4
XAX44CP012	BFPDT-B SECONDARY OIL PRESSURE	PT	OIL	4.5	12	Kg/Cm2	60	70	3	14			LIR-110	Near BFPDT Governing console board.(Operating Floor)	LIR-B4
XAX44CP004	BFPDT-B TRIP OIL PRESSURE	PT	OIL	8	12	Kg/Cm2	60	70	3	14			LIR-111	Near BFPDT Governing console board.(Operating Floor)	LIR-B4
XAX44CP005	BFPDT-B TRIP OIL PRESSURE	PT	OIL	8	12	Kg/Cm2	60	70	3	14			LIR-111	Near BFPDT Governing console board.(Operating Floor)	LIR-B5
XAX44CP006	BFPDT-B TRIP OIL PRESSURE	PT	OIL	8	12	Kg/Cm2	60	70	3	14			LIR-111	Near BFPDT Governing console board.(Operating Floor)	LIR-B5
XAX44CP009	BFPDT-B TRIP OIL PRESSURE	PT	OIL	8	12	Kg/Cm2	60	70	3	14			LIR-111	Near BFPDT Governing console board.(Operating Floor)	LIR-B5
XAX44CP010	BFPDT-B TRIP OIL PRESSURE	PT	OIL	8	12	Kg/Cm2	60	70	3	14			LIR-111	Near BFPDT Governing console board.(Operating Floor)	LIR-B5
XAX44CP017	BFPDT-A TRIP OIL PRESSURE (OVER SPEED TESTER)	PT	OIL	8	12	Kg/Cm2	60	70	3	14			LIR-111	Near BFPDT Governing console board.(Operating Floor)	LIR-B5
XAX44CP007	BFPDT-B START UP OIL-1 PRESSURE	PT	OIL	6	12	Kg/Cm2	60	70	3	14			LIR-112	Near BFPDT Governing console board.(Operating Floor)	LIR-C7
XAX44CP008	BFPDT-B START UP OIL-1 PRESSURE	PT	OIL	6	12	Kg/Cm2	60	70	3	14			LIR-112	Near BFPDT Governing console board.(Operating Floor)	LIR-C7
XAX44CP018	BFPDT-B START UP OIL-2 PRESSURE	PT	OIL	6	12	Kg/Cm2	60	70	3	14			LIR-112	Near BFPDT Governing console board.(Operating Floor)	LIR-C7
XAX44CP019	BFPDT-B START UP OIL-2 PRESSURE	PT	OIL	6	12	Kg/Cm2	60	70	3	14			LIR-112	Near BFPDT Governing console board.(Operating Floor)	LIR-C7
LBQ64CP002	BFPDT-B LIVE STEAM PRESSURE	PT	STM	11.26	17	Kg/Cm2	366	415	3	14			LIR-113	Near BFPDT (Operating Floor)	LIR-B15
LBQ64CP003	BFPDT-B LIVE STEAM PRESSURE	PT	STM	11.26	17	Kg/Cm2	366	415	3	14			LIR-113	Near BFPDT (Operating Floor)	LIR-B15
LBQ64CP004	BFPDT-B LIVE STEAM PRESSURE	PT	STM	11.26	17	Kg/Cm2	366	415	3	14			LIR-113	Near BFPDT (Operating Floor)	LIR-B15
LBQ72CP001	BFPDT-B CRH STEAM PRESSURE	PT	STM	17	20	Kg/Cm2	330	350	3	14			LIR-113	Near BFPDT (Operating Floor)	LIR-B15
LBQ72CP002	BFPDT-B CRH STEAM PRESSURE	PT	STM	17	20	Kg/Cm2	330	350	3	14			LIR-113	Near BFPDT RJB (Operating Floor)	LIR-B15
MTA02CP001	BFPDT-B WHEEL CHAMBER PRESSURE	PT	STM	6.16	14.63	Kg/Cm2	309	405	3	14			LIR-113	Near BFPDT (Operating Floor)	LIR-B15
LBQ66CP001	BFPDT-B TURBINE EXHAUST PRESSURE	PT	STM	-0.77	-0.7	Kg/Cm2	62.3	69.1	3	14			LIR-114	Near BFPDT RJB (Operating Floor)	LIR-A7
LBQ66CP002	BFPDT-B TURBINE EXHAUST PRESSURE	PT	STM	-0.77	-0.7	Kg/Cm2	62.3	69.1	3	14			LIR-114	Near BFPDT RJB (Operating Floor)	LIR-A7
LBQ66CP003	BFPDT-B TURBINE EXHAUST PRESSURE	PT	STM	-0.77	-0.7	Kg/Cm2	62.3	69.1	3	14			LIR-114	Near BFPDT RJB (Operating Floor)	LIR-A7
MAW61CP002	BFPDT-B AUXILIARY STEAM TO GLAND STEAM PRESSURE	PT	STM	15	20	Kg/Cm2	290	310	3	14			LIR-114	Near BFPDT RJB (Operating Floor)	LIR-A7
MAW61CP101	BFPDT-B DIFFERENTIAL PRESSURE ACROSS GLAND STEAM INLET STRAINER	DPT	STM	15	20	Kg/Cm2	290	310	3	16			LIR-114	Near BFPDT RJB (Operating Floor)	LIR-A7
MAW71CP001	BFPDT-B GLAND STEAM HEADER PRESSURE	PT	STM	0.1	0.1	Kg/Cm2	302	398	3	14			LIR-114	Near BFPDT RJB (Operating Floor)	LIR-A7
MAW71CP002	BFPDT-B GLAND STEAM HEADER PRESSURE	PT	STM	0.1	0.1	Kg/Cm2	302	398	3	14			LIR-114	Near BFPDT RJB (Operating Floor)	LIR-A7
LCH10CF011	HPH-7A DRN FLOW TO DEA	FT	COND	25.75	30	Kg/Cm2	201.7	205	2	16			LIR-12	El: 9.0 mtr, Row: B-C, Col: 8-9	LIR-C13
LCH10CF012	HPH-7A DRN FLOW TO DEA	FT	COND	25.75	30	Kg/Cm2	201.7	205	2	16			LIR-12	El: 9.0 mtr, Row: B-C, Col: 8-9	LIR-C13
LCH20CF011	HPH-7B DRN FLOW TO DEA	FT	COND	25.75	30	Kg/Cm2	201.7	205	2	16			LIR-12	El: 9.0 mtr, Row: B-C, Col: 8-9	LIR-C13
LCH20CF012	HPH-7B DRN FLOW TO DEA	FT	COND	25.75	30	Kg/Cm2	201.7	205	2	16			LIR-12	El: 9.0 mtr, Row: B-C, Col: 8-9	LIR-C13
LAB10CF011	TDBFP-A SUCTION FLOW	FT	FW	25	45	Kg/Cm2	190.1	200	2	16			LIR-13	El: 0.0 mtr, Row: B, Col: 6	LIR-C14
LAB10CF012	TDBFP-A SUCTION FLOW	FT	FW	25	45	Kg/Cm2	190.1	200	2	16			LIR-13	El: 0.0 mtr, Row: B, Col: 6	LIR-C14
LAB10CF013	TDBFP-A SUCTION FLOW	FT	FW	25	45	Kg/Cm2	190.1	200	2	16			LIR-13	El: 0.0 mtr, Row: B, Col: 6	LIR-C14
LAB10CP011	TDBFP-A BP SUC PRESS	PT	FW	12.83	20	Kg/Cm2	190.1	200	2	14			LIR-13	El: 0.0 mtr, Row: B, Col: 6	LIR-C14
LAB20CF011	TDBFP-B SUCTION FLOW	FT	FW	25	45	Kg/Cm2	190.1	200	2	16			LIR-14	El: 0.0 mtr, Row: B, Col: 7	LIR-C15
LAB20CF012	TDBFP-B SUCTION FLOW	FT	FW	25	45	Kg/Cm2	190.1	200	2	16			LIR-14	El: 0.0 mtr, Row: B, Col: 7	LIR-C15
LAB20CF013	TDBFP-B SUCTION FLOW	FT	FW	25	45	Kg/Cm2	190.1	200	2	16			LIR-14	El: 0.0 mtr, Row: B, Col: 7	LIR-C15
LAB20CP011	TDBFP BP-B SUC PRESS	PT	FW	12.83	20	Kg/Cm2	190.1	200	2	14			LIR-14	El: 0.0 mtr, Row: B, Col: 7	LIR-C15
LAB30CF011	MDBFP-C SUC FLOW	FT	FW	25	45	Kg/Cm2	190.1	200	2	16			LIR-15	El: 0.0 mtr, Row: Ac, Col: 3	LIR-C16
LAB30CF012	MDBFP-C SUC FLOW	FT	FW	25	45	Kg/Cm2	190.1	200	2	16			LIR-15	El: 0.0 mtr, Row: Ac, Col: 3	LIR-C16
LAB30CF013	MDBFP-C SUC FLOW	FT	FW	25	45	Kg/Cm2	190.1	200	2	16			LIR-15	El: 0.0 mtr, Row: Ac, Col: 3	LIR-C16
LAB30CP011	MDBFP BP-C SUC PRESS	PT	FW	12.83	20	Kg/Cm2	190.1	200	2	14			LIR-15	El: 0.0 mtr, Row: Ac, Col: 3	LIR-C16
LAB40CP011	DP ACRSS FCS	DPT	FW	348.62	512	Kg/Cm2	196.6	200	2	12			LIR-16	El: 18 mtr, Row: C, Col: 6	LIR-C17
LAB40CP012	DP ACRSS FCS	DPT	FW	348.62	512	Kg/Cm2	196.6	200	2	12			LIR-16	El: 18 mtr, Row: C, Col: 6	LIR-C17
LAB40CP014	BFP DISCH HDR PRESS	PT	FW	348.62	512	Kg/Cm2	196.6	200	2	10			LIR-16	El: 18 mtr, Row: C, Col: 6	LIR-C17
LAB40CP015	BFP DISCH HDR PRESS	PT	FW	348.62	512	Kg/Cm2	196.6	200	2	10			LIR-16	El: 18 mtr, Row: C, Col: 6	LIR-C17
LCA01CF011	CEP-A DISCH FLOW	FT	COND	30.5	47	Kg/Cm2	59.5	70	2	16			LIR-17	El: 0.0 mtr, Near CEP-B	LIR-B11
LCA01CF012	CEP-A DISCH FLOW	FT	COND	30.5	47	Kg/Cm2	59.5	70	2	16			LIR-17	El: 0.0 mtr, Near CEP-B	LIR-B11
LCA02CF011	CEP-B DISCH FLOW	FT	COND	30.5	47	Kg/Cm2	59.5	70	2	16			LIR-17	El: 0.0 mtr, Near CEP-B	LIR-B11
LCA02CF012	CEP-B DISCH FLOW	FT	COND	30.5	47	Kg/Cm2	59.5	70	2	16			LIR-17	El: 0.0 mtr, Near CEP-B	LIR-B11
LCA03CF011	CEP-C DISCH FLOW	FT	COND	30.5	47	Kg/Cm2	59.5	70	2	16			LIR-17	El: 0.0 mtr, Near CEP-B	LIR-B11
LCA03CF012	CEP-C DISCH FLOW	FT	COND	30.5	47	Kg/Cm2	59.5	70	2	16			LIR-17	El: 0.0 mtr, Near CEP-B	LIR-B11
LCA20CF011	COND FLOW AT GSC O/L	FT	COND	30.5	47	Kg/Cm2	59.8	70	2	16			LIR-18	El: 0.0 mtr, Row: Ad, Col: 4	LIR-B12
LCA20CF012	COND FLOW AT GSC O/L	FT	COND	30.5	47	Kg/Cm2	59.8	75	2	16			LIR-18	El: 0.0 mtr, Row: Ad, Col: 4	LIR-B12
LCA20CP011	CEP DISCH HDR PRESS	PT	COND	30.5	47	Kg/Cm2	59.5	70	2	14			LIR-18	El: 0.0 mtr, Row: Ad, Col: 4	LIR-B12
LCA20CP012	CEP DISCH HDR PRESS	PT	COND	30.5	47	Kg/Cm2	59.5	70	2	14			LIR-18	El: 0.0 mtr, Row: Ad, Col: 4	LIR-B12

NOTE:FOR SHCME NO 14 AND 16 -WHERE EVER DESIGN PRESSURE >=40KG/CM2 OR >=280 Deg C -TWO DRAIN VALVES SHALL BE PROVIDED PER LINE.

**INSTRUMENT SCHEDULE**

KKS TAG	DESCRIPTION	SNSR TYPE	MEDIUM	OPRTG PRESS	DESGN PRESS	UNIT OF PRESS	OPRTG TEMP °C	DESGN TEMP °C	TOTAL QTY FOR 3 UNITS	Schem No	CONT PURG	AIR PURG/INT PURG	LIE/LIR/TTE No	LOCATION OF LIE/LIR/TTE	TYPE OF LIE/LIR/TTE
LCA20CP013	CEP DISCH HDR PRESS	PT	COND	30.5	47	Kg/Cm2	59.5	70	2	14			LIR-18	El: 0.0 mtr, Row: Ad, Col: 4	LIR-B12
LCA62CP012	COND PRESS AT LPH-1 I/L	PT	COND	30.5	47	Kg/Cm2	81	85	2	14			LIR-19	El: 9.0 mtr, Row: Ad, Col: 6-7	LIR-C18
LCA62CP013	COND PRESS AT LPH-1 O/L	PT	COND	30.5	47	Kg/Cm2	81	85	2	14			LIR-19	El: 9.0 mtr, Row: Ad, Col: 6-7	LIR-C18
LCA72CP011	COND PRESS AT LPH-2 O/L	PT	COND	30.5	47	Kg/Cm2	101.6	105	2	14			LIR-20	El: 9.0 mtr, Row: B-C, Col: 4-5	LIR-C19
LCA82CP011	COND PRESS AT LPH-3 O/L	PT	COND	30.5	47	Kg/Cm2	124.8	130	2	14			LIR-20	El: 9.0 mtr, Row: B-C, Col: 4-5	LIR-C19
LCA92CP011	COND PRESS AT LPH-4 O/L	PT	COND	30.5	47	Kg/Cm2	142.3	150	2	14			LIR-20	El: 9.0 mtr, Row: B-C, Col: 4-5	LIR-C19
LCA33CP011	VAC GLAND SEAL COND PRESS	PT	COND	30.1	47	Kg/Cm2	65	70	2	14			LIR-21	El: 0.0 mtr, Row: Ae, Col: 4-5	LIR-C20
LCA33CP012	VAC GLAND SEAL COND PRESS	PT	COND	30.1	47	Kg/Cm2	65	70	2	14			LIR-21	El: 0.0 mtr, Row: Ae, Col: 4-5	LIR-C20
LCA90CF011	COND FLOW TO DEA	FT	COND	30.5	47	Kg/Cm2	161	165	2	16			LIR-22	El: 18.0 mtr, Row: B, Col: 6	LIR-C21
LCA90CF012	COND FLOW TO DEA	FT	COND	30.5	47	Kg/Cm2	161	165	2	16			LIR-22	El: 18.0 mtr, Row: B, Col: 6	LIR-C21
LCA90CP011	COND PRESS AT LPH-5 O/L	PT	COND	30.5	47	Kg/Cm2	161	165	2	14			LIR-22	El: 18.0 mtr, Row: B, Col: 6	LIR-C21
LCA90CP012	COND PRESS AT DEA I/L	PT	COND	30.5	47	Kg/Cm2	161	165	2	14			LIR-22	El: 18.0 mtr, Row: B, Col: 6	LIR-C21
LCJ30CP011	DRIP PMP DISCH HDR PRESS	PT	COND	21.5	32	Kg/Cm2	126.3	130	2	14			LIR-23	El: 0.0 mtr, Row: B-C, Col: 3-4	LIR-C22
LBG10CF011	MS FLOW TO APRDS	FT	STEAM	270	297.7	Kg/Cm2	600	608	2	4			LIR-24	El: 18 mtr, Row: B-C, Col: 10	LIR-A3
LBG10CF012	MS FLOW TO APRDS	FT	STEAM	270	297.7	Kg/Cm2	600	608	2	4			LIR-24	El: 18 mtr, Row: B-C, Col: 10	LIR-A3
LBG10CP011	MS PRESS TO APRDS	PT	STEAM	270	297.7	Kg/Cm2	600	608	2	2			LIR-24	El: 18 mtr, Row: B-C, Col: 10	LIR-A3
LBG20CF011	CRH STM FLOW TO APRDS	FT	STEAM	66.18	74.2	Kg/Cm2	372.2	382	2	16			LIR-24	El: 18 mtr, Row: B-C, Col: 10	LIR-A3
LBG20CF012	CRH STM FLOW TO APRDS	FT	STEAM	66.18	74.2	Kg/Cm2	372.2	382	2	16			LIR-24	El: 18 mtr, Row: B-C, Col: 10	LIR-A3
LBG20CP011	CRH STM PRESS TO APRDS	PT	STEAM	66.18	74.2	Kg/Cm2	372.2	382	2	14			LIR-24	El: 18 mtr, Row: B-C, Col: 10	LIR-A3
LBG30CP011	AUX STM HDR PRESS	PT	STEAM	16	20	Kg/Cm2	290	350	2	14			LIR-24	El: 18 mtr, Row: B-C, Col: 10	LIR-A3
LBG30CP012	AUX STM HDR PRESS	PT	STEAM	16	20	Kg/Cm2	290	350	2	14			LIR-24	El: 18 mtr, Row: B-C, Col: 10	LIR-A3
LCR41CF011	EMER M/U FLOW TO COND TANK	FT	DM WTR	7	12	Kg/Cm2	50	50	2	20			LIR-25	Near CEP, below ACC area	LIR-C23
LCR41CF012	EMER M/U FLOW TO COND TANK	FT	DM WTR	7	12	Kg/Cm2	50	50	2	20			LIR-25	Near CEP, below ACC area	LIR-C23
LCR42CF011	NORMAL M/U TO COND TANK FLOW	FT	DM WTR	7	12	Kg/Cm2	50	50	2	20			LIR-25	Near CEP, below ACC area	LIR-C23
LCR42CF012	NORMAL M/U TO CST FLOW	FT	DM WTR	7	12	Kg/Cm2	50	50	2	20			LIR-25	Near CEP, below ACC area	LIR-C23
LAB60CF011	FW FLOW TO ECO	FT	FW	348.62	381	Kg/Cm2	296.1	305	2	12			LIR-26	El: 18.0 mtr, Row: C, Col: 5-6	LIR-C24
LAB60CF012	FW FLOW TO ECO	FT	FW	348.62	381	Kg/Cm2	296.1	305	2	12			LIR-26	El: 18.0 mtr, Row: C, Col: 5-6	LIR-C24
LAB60CF013	FW FLOW TO ECO	FT	FW	348.62	381	Kg/Cm2	296.1	305	2	12			LIR-26	El: 18.0 mtr, Row: C, Col: 5-6	LIR-C24
LBS63CF011	EXT STM FLOW TO BFPT-A	FT	STEAM	13.3	20	Kg/Cm2	365	399	2	16			LIR-27	El: 0 mtr, Row: B & Ad, Col: 6	LIR-C25
LBS63CF012	EXT STM FLOW TO BFPT-A	FT	STEAM	13.3	20	Kg/Cm2	365	399	2	16			LIR-27	El: 0 mtr, Row: B & Ad, Col: 6	LIR-C25
LBS64CF011	EXT STM FLOW TO BFPT-B	FT	STEAM	13.3	20	Kg/Cm2	365	399	2	16			LIR-28	El: 0 mtr, Row: B & Ad, Col: 7-8	LIR-C26
LBS64CF012	EXT STM FLOW TO BFPT-B	FT	STEAM	13.3	20	Kg/Cm2	365	399	2	16			LIR-28	El: 0 mtr, Row: B & Ad, Col: 7-8	LIR-C26
PCB10CP011	ACWP SUC HDR PRESS-1	PT	ACW	Atm	10	Kg/Cm2	36	60	2	14			LIR-29	El: 0.0 mtr, In ACWP P/H	LIR-C27
PCB11CP011	PRESS AT ACWP-A DISCH	PT	ACW	5	10	Kg/Cm2	36	60	2	14			LIR-29	El: 0.0 mtr, In ACWP P/H	LIR-C27
PCB20CF011	ACWP DISCH HDR FLOW	FT	ACW	5	10	Kg/Cm2	36	60	2	16			LIR-29	El: 0.0 mtr, In ACWP P/H	LIR-C27
PCB20CP011	ACWP DISCH HDR PRESS-1	PT	ACW	5	10	Kg/Cm2	36	60	2	14			LIR-29	El: 0.0 mtr, In ACWP P/H	LIR-C28
PCB10CP012	ACWP SUC HDR PRESS-2	PT	ACW	Atm	10	Kg/Cm2	36	60	2	14			LIR-30	El: 0.0 mtr, In ACWP P/H	LIR-C29
PCB12CP011	PRESS AT ACWP-B DISCH	PT	ACW	5	10	Kg/Cm2	36	60	2	14			LIR-30	El: 0.0 mtr, In ACWP P/H	LIR-C29
PCB20CP012	ACWP DISCH HDR PRESS-2	PT	ACW	5	10	Kg/Cm2	36	60	2	14			LIR-30	El: 0.0 mtr, In ACWP P/H	LIR-C29
PCB10CP013	ACWP SUC HDR PRESS-3	PT	ACW	Atm	10	Kg/Cm2	36	60	2	14			LIR-31	El: 0.0 mtr, In ACWP P/H	LIR-C30
PCB13CP011	PRESS AT ACWP-C DISCH	PT	ACW	5	10	Kg/Cm2	36	60	2	14			LIR-31	El: 0.0 mtr, In ACWP P/H	LIR-C30
PCB20CP013	ACWP DISCH HDR PRESS-3	PT	ACW	5	10	Kg/Cm2	36	60	2	14			LIR-31	El: 0.0 mtr, In ACWP P/H	LIR-C30
PCB30CF011	ACW FLOW TO PHEs (TG AUX) I/L	FT	ACW	4	10	Kg/Cm2	36	60	2	16			LIR-32	El: 0.0 mtr, Near ACW PHEs	LIR-C31
PCB31CF011	ACW FLOW TO PHEs (SG AUX) I/L	FT	ACW	4	10	Kg/Cm2	36	60	2	16			LIR-32	El: 0.0 mtr, Near ACW PHEs	LIR-C31
PCB50CF011	ACW FLOW TO HOGG PMPS HE I/L	FT	ACW	4	10	Kg/Cm2	36	60	2	16			LIR-32	El: 0.0 mtr, Near ACW PHEs	LIR-C31
PCB51CF011	ACW FLOW TO VAC PMPS HE I/L	FT	ACW	4	10	Kg/Cm2	36	60	2	16			LIR-32	El: 0.0 mtr, Near ACW PHEs	LIR-C31
PCB31CP011	DP ACROSS PHE-A (SG AUX)	DPT	ACW	3.7	10	Kg/Cm2	36	60	2	16			LIR-33	El: 0.0 mtr, Near ACW PHEs	LIR-B13
PCB32CP011	DP ACROSS PHE-B (SG AUX)	DPT	ACW	3.7	10	Kg/Cm2	36	60	2	16			LIR-33	El: 0.0 mtr, Near ACW PHEs	LIR-B13
PCB41CP011	DP ACROSS ACW PHE-A (TG AUX)	DPT	ACW	3.7	10	Kg/Cm2	36	60	2	16			LIR-33	El: 0.0 mtr, Near ACW PHEs	LIR-B13
PCB42CP011	DP ACROSS ACW PHE-B (TG AUX)	DPT	ACW	3.7	10	Kg/Cm2	36	60	2	16			LIR-33	El: 0.0 mtr, Near ACW PHEs	LIR-B13
PCB43CP011	DP ACROSS ACW PHE-C (TG AUX)	DPT	ACW	3.7	10	Kg/Cm2	36	60	2	16			LIR-33	El: 0.0 mtr, Near ACW PHEs	LIR-B13
PCB51CP011	DP ACROSS HOGG PMP HE-A	DPT	ACW	3.8	10	Kg/Cm2	36	60	2	16			LIR-34	El: 0.0 mtr, Near HOGG PMP PHEs	LIR-C32
PCB52CP011	DP ACROSS HOGG PMP HE-B	DPT	ACW	3.8	10	Kg/Cm2	36	60	2	16			LIR-34	El: 0.0 mtr, Near HOGG PMP PHEs	LIR-C32
PCB53CP011	DP ACROSS VAC PMP-A HE	DPT	ACW	3.6	10	Kg/Cm2	36	60	2	16			LIR-34	El: 0.0 mtr, Near HOGG PMP PHEs	LIR-C32
PCB54CP011	DP ACROSS VAC PMP-B HE	DPT	ACW	3.6	10	Kg/Cm2	36	60	2	16			LIR-34	El: 0.0 mtr, Near HOGG PMP PHEs	LIR-C32

NOTE:FOR SHCME NO 14 AND 16 -WHERE EVER DESIGN PRESSURE >=40KG/CM2 OR >=280 Deg C -TWO DRAIN VALVES SHALL BE PROVIDED PER LINE.

**INSTRUMENT SCHEDULE**

CE/416/PATRATU/INS

KKS TAG	DESCRIPTION	SNSR TYPE	MEDIUM	OPRTG PRESS	DESIGN PRESS	UNIT OF PRESS	OPRTG TEMP °C	DESIGN TEMP °C	TOTAL QTY FOR 3 UNITS	Schem No	CONT PURG	AIR PURG/INT PURG	LIE/LIR/TTE No	LOCATION OF LIE/LIR/TTE	TYPE OF LIE/LIR/TTE
PGB01CL011	DMCW O/H TNK LVL	LT-DP	DMCW	---	10	Kg/Cm2	---	60	2	16			LIR-35	Near DMCW O/H TNK	LIR-C33
PGB01CL012	DMCW O/H TNK LVL	LT-DP	DMCW	---	10	Kg/Cm2	---	60	2	16			LIR-35	Near DMCW O/H TNK	LIR-C33
PGC00CP011	TG DMCW PUMP SUC HDR PRESS	PT	DMCW	2.6	10	Kg/Cm2	46	60	2	14			LIR-36	El: 0.0 mtr, Row: Ad, Col: 10	LIR-B14
PGC01CP011	TG DMCW PUMP-A DISCH PRESS	PT	DMCW	6.1	10	Kg/Cm2	46	60	2	14			LIR-36	El: 0.0 mtr, Row: Ad, Col: 10	LIR-B14
PGC10CF011	TG DMCW FLOW AT PHE DISCH HDR TO TURB & GEN CLR	FT	DMCW	5	10	Kg/Cm2	38	60	2	16			LIR-36	El: 0.0 mtr, Row: Ad, Col: 10	LIR-B14
PGC10CP012	TG DMCW PUMP DISCH HDR PRESS	PT	DMCW	6.1	10	Kg/Cm2	46	60	2	14			LIR-36	El: 0.0 mtr, Row: Ad, Col: 10	LIR-B14
PGC11CP011	DP ACSS TG ECW PHE-A	DPT	DMCW	5.9	10	Kg/Cm2	46	60	2	16			LIR-36	El: 0.0 mtr, Row: Ad, Col: 10	LIR-B14
PGC00CP012	TG DMCW PUMP SUC HDR PRESS	PT	DMCW	2.6	10	Kg/Cm2	46	60	2	14			LIR-37	El: 0.0 mtr, Row: Ac, Col: 10	LIR-C34
PGC02CP011	TG DMCW PUMP-B DISCH PRESS	PT	DMCW	6.1	10	Kg/Cm2	46	60	2	14			LIR-37	El: 0.0 mtr, Row: Ac, Col: 10	LIR-C34
PGC10CP011	TG DMCW PUMP DISCH HDR PRESS	PT	DMCW	6.1	10	Kg/Cm2	46	60	2	14			LIR-37	El: 0.0 mtr, Row: Ac, Col: 10	LIR-C34
PGC12CP011	DP ACSS TG ECW PHE-B	DPT	DMCW	5.9	10	Kg/Cm2	46	60	2	16			LIR-37	El: 0.0 mtr, Row: Ab, Col: 10	LIR-C34
PGC00CP013	TG DMCW PUMP SUC HDR PRESS	PT	DMCW	2.6	10	Kg/Cm2	46	60	2	14			LIR-38	El: 0.0 mtr, Row: Ac, Col: 10	LIR-A4
PGC03CP011	TG DMCW PUMP-C DISCH PRESS	PT	DMCW	6.1	10	Kg/Cm2	46	60	2	14			LIR-38	El: 0.0 mtr, Row: Ab, Col: 10	LIR-A4
PGC10CP013	TG DMCW PUMP DISCH HDR PRESS	PT	DMCW	6.1	10	Kg/Cm2	46	60	2	14			LIR-38	El: 0.0 mtr, Row: Ac, Col: 10	LIR-A4
PGC13CP011	DP ACSS TG ECW PHE-C	DPT	DMCW	5.9	10	Kg/Cm2	46	60	2	16			LIR-38	El: 0.0 mtr, Row: Ac, Col: 10	LIR-A4
PGC20CP011	DMCW PRESS AT PHE DISCH HDR (TG)	PT	DMCW	5.2	10	Kg/Cm2	38	60	2	14			LIR-38	El: 0.0 mtr, Row: Ac, Col: 10	LIR-A4
PGC21CP011	DP ACSS TG DMCW REC CV	DPT	DMCW	5	10	Kg/Cm2	38	60	2	16			LIR-38	El: 0.0 mtr, Row: Ac, Col: 10	LIR-A4
PGC21CP012	DP ACSS TG DMCW REC CV	DPT	DMCW	5	10	Kg/Cm2	38	60	2	16			LIR-38	El: 0.0 mtr, Row: Ac, Col: 10	LIR-A4
PGC30CF011	SG DMCW SUC HDR FLOW	FT	DMCW	2.6	12	Kg/Cm2	44.4	60	2	16			LIR-39	El: 0.0 mtr, Row: Ae, Col: 9	LIR-A5
PGC30CP013	SG DMCW SUC HDR PRESS	PT	DMCW	2.6	12	Kg/Cm2	44.4	60	2	14			LIR-39	El: 0.0 mtr, Row: Ae, Col: 9	LIR-A5
PGC31CP011	SG DMCW PUMP-A DISCH PRESS	PT	DMCW	8.2	12	Kg/Cm2	44.4	60	2	14			LIR-39	El: 0.0 mtr, Row: Ae, Col: 9	LIR-A5
PGC40CF011	SG DMCW DISCH HDR FLOW	FT	DMCW	8.2	12	Kg/Cm2	44.4	60	2	16			LIR-39	El: 0.0 mtr, Row: Ad, Col: 10	LIR-A5
PGC40CP011	SG DMCW PUMP DISCH HDR PRESS	PT	DMCW	8.2	12	Kg/Cm2	44.4	60	2	14			LIR-39	El: 0.0 mtr, Row: Ad, Col: 10	LIR-A5
PGC41CP011	DMCW DP ACSS PHE-A (SG)	DPT	DMCW	8	12	Kg/Cm2	44.4	60	2	16			LIR-39	El: 0.0 mtr, Row: Ad, Col: 10	LIR-A5
PGC50CP011	DP ACSS SG DMCW REC CV	DPT	DMCW	7.3	12	Kg/Cm2	44.4	60	2	16			LIR-39	El: 0.0 mtr, Row: Ad, Col: 10	LIR-A6
PGC30CP011	SG DMCW SUC HDR PRESS	PT	DMCW	2.6	12	Kg/Cm2	44.4	60	2	14			LIR-40	El: 0.0 mtr, Row: Ae, Col: 10	LIR-A6
PGC30CP012	SG DMCW SUC HDR PRESS	PT	DMCW	2.6	12	Kg/Cm2	44.4	60	2	14			LIR-40	El: 0.0 mtr, Row: Ae, Col: 10	LIR-A6
PGC32CP011	SG DMCW PUMP-B DISCH PRESS	PT	DMCW	8.2	12	Kg/Cm2	44.4	60	2	14			LIR-40	El: 0.0 mtr, Row: Ae, Col: 10	LIR-A6
PGC40CP012	SG DMCW PUMP DISCH HDR PRESS	PT	DMCW	8.2	12	Kg/Cm2	44.4	60	2	14			LIR-40	El: 0.0 mtr, Row: Ae, Col: 10	LIR-A6
PGC40CP013	SG DMCW PUMP DISCH HDR PRESS	PT	DMCW	8.2	12	Kg/Cm2	44.4	60	2	14			LIR-40	El: 0.0 mtr, Row: Ae, Col: 10	LIR-A6
PGC42CP011	DMCW DP ACSS PHE-B (SG)	DPT	DMCW	8	12	Kg/Cm2	44.4	60	2	16			LIR-40	El: 0.0 mtr, Row: Ae, Col: 10	LIR-A6
PGC50CP012	DP ACSS SG DMCW REC CV	DPT	DMCW	7.3	12	Kg/Cm2	44.4	60	2	16			LIR-40	El: 0.0 mtr, Row: Ae, Col: 10	LIR-A6
PGL10CF011	TG DMCW FLOW TO TD & MD BFP AUX	FT	DMCW	5	10	Kg/Cm2	38	60	2	16			LIR-41	El: 0.0 mtr, Row: Ae	LIR-C35
PGL30CP012	DMCW MDBFP MTR & HC WO CLR HDR PRESS	PT	DMCW	4.5	10	Kg/Cm2	38	60	2	14			LIR-41	El: 0.0 mtr, Row: Ae	LIR-C35
LBC10CP011	CRH STM HDR PRESS AFT NRV	PT	STEAM	66.18	74.2	Kg/Cm2	372.2	382	2	14			LIR-44	El: 0.0 mtr, Row: B, Col: 8-9	LIR-C36
LAB24CP101	BFP INT STG TO RH SPRY PRESS	PT	FW	195	210	Kg/Cm2	196.6	200	2	10			LIR-45	El: 8.5 mtr, Row: B, Col: 5	LIR-C36
LBS62CP001	CRH STM TO BFPT A/B PRESS	PT	STEAM	12.26	20	Kg/Cm2	336.1	399	2	14			LIR-46	El: 0 mtr, Row: B, Col: 5-6	LIR-C1
LBS62CP002	CRH STM TO BFPT A/B PRESS	PT	STEAM	12.26	20	Kg/Cm2	336.1	399	2	14			LIR-46	El: 0 mtr, Row: B, Col: 5-6	LIR-C1
10HCB03CP001	APH "A" SB STM (COLD END)	PT	STEAM	30	40	Kg/Cm2	371	400	2	14			SBC - LIE-01		LIE-B32
10HCB03CP002	APH "A" SB STM (HOT END)	PT	STEAM	30	40	Kg/Cm2	371	400	2	14			SBC - LIE-01		LIE-B32
10HCB03CP003	APH "B" SB STM (COLD END)	PT	STEAM	30	40	Kg/Cm2	371	400	2	14			SBC - LIE-01		LIE-B32
10HCB03CP004	APH "B" SB STM (HOT END)	PT	STEAM	30	40	Kg/Cm2	371	400	2	14			SBC - LIE-01		LIE-B32
10HCB01CF001	SOOTBLOWER STM FLOW	FT	STEAM	30	40	Kg/Cm2	371	400	2	16			SBC - LIE-02		LIE-B33
10HCB01CP001	SB STM (AFTER PRV)	PT	STEAM	30	40	Kg/Cm2	371	400	2	14			SBC - LIE-02		LIE-B33
10HCB01CP002	SB STM (AFTER PRV)	PT	STEAM	30	40	Kg/Cm2	371	400	2	14			SBC - LIE-02		LIE-B33
10HCB02CF001	SOOTBLOWER STM (LRSB LINE-RIGHT)	FT	STEAM	30	40	Kg/Cm2	371	400	2	16			SBC - LIE-03		LIE-B34
10HCB04CF001	SOOTBLOWER STM (LRSB LINE-LEFT)	FT	STEAM	30	40	Kg/Cm2	371	400	2	16			SBC - LIE-03		LIE-B34
10HCB05CF002	SOOTBLOWER STM (WB LINE-RIGHT & REAR)	FT	STEAM	30	40	Kg/Cm2	371	400	2	16			SBC - LIE-03		LIE-B34
10HCB06CF003	SOOTBLOWER STM (WB LINE-FRONT & LEFT)	FT	STEAM	30	40	Kg/Cm2	371	400	2	16			SBC - LIE-03		LIE-B34
10HBK10CP001	FURNACE	PT	FLUE GAS	-5	-10	mmWC	1199	1300	2	24	1	YES	SG-LIE-001		LIE-B35
10HBK10CP003	FURNACE	PT	FLUE GAS	-5	-10	mmWC	1199	1300	2	24	1		SG-LIE-001		LIE-B35
10HFE10CP003	FURN TO HOT PA DUCT	PDT	FLUE GAS/HOT PY. AIR	-5 / 1068	-10 / 1435	mmWC	1188 / 317	1300 / 320	2	26	2		SG-LIE-001		LIE-B35
10HLA18CP001	FURN TO WINDBOX (LEFT SIDE)	PDT	FLUE GAS	-5/100	-10 / 100	mmWC	1291	1400	2	26	2		SG-LIE-001		LIE-B35
10HBK30CP001	FURNACE	PT	FLUE GAS	-5	-10	mmWC	1199	1300	2	24	1	YES	SG-LIE-002		LIE-B36
10HFE10CP004	FURN TO HOT PA DUCT	PDT	FLUE GAS/HOT PY. AIR	-5 / 1068	-10 / 1435	mmWC	1188 / 317	1300 / 320	2	26	2		SG-LIE-002		LIE-B36

NOTE:FOR SHCME NO 14 AND 16 -WHERE EVER DESIGN PRESSURE >=40KG/CM2 OR >=280 Deg C -TWO DRAIN VALVES SHALL BE PROVIDED PER LINE.

**INSTRUMENT SCHEDULE**

KKS TAG	DESCRIPTION	SNSR TYPE	MEDIUM	OPRTG PRESS	DESIGN PRESS	UNIT OF PRESS	OPRTG TEMP °C	DESIGN TEMP °C	TOTAL QTY FOR 3 UNITS	Schem No	CONT PURG	AIR PURG/INT PURG	LIE/LIR/TTE No	LOCATION OF LIE/LIR/TTE	TYPE OF LIE/LIR/TTE
10HFE10CP005	FURN TO HOT PA DUCT	PDT	FLUE GAS/HOT PY. AIR	-5 / 1068	-10 / 1435	mmWC	1188 / 317	1300 / 320	2	26	2		SG-LIE-002		LIE-B36
10HLA28CP001	FURN TO WINDBOX (RIGHT SIDE)	PDT	FLUE GAS	-5/100	-10 / 100	mmWC	1291	1400	2	26	2		SG-LIE-002		LIE-B36
10HHS01CP001	SCANNER AIR FAN OUTLET PRESS	PT	SCA. AIR/FLUE GAS	551	710	mmWC	30	53	2	24	1	YES	SG-LIE-003		LIE-B37
10HHS10CP001	SCANNER COOLING AIR/FURN	PDT	SCA. AIR/FLUE GAS	-5 / 551	-10 / 710	mmWC	1291/30	1400/53	2	26	2		SG-LIE-003		LIE-B37
10HHS10CP002	SCANNER COOLING AIR/FURN	PDT	SCA. AIR/FLUE GAS	-5 / 551	-10 / 710	mmWC	1291/30	1400/53	2	26	2		SG-LIE-003		LIE-B37
10HLA30CP001	SCANNER AIR FILTER	PDT	SA	301	460	mmWC	30	53	2	26	2		SG-LIE-003		LIE-B37
10HFW10CP001	PULV SEAL AIR / COLD PRI AIR	PDT	SEAL AIR	1171 / 953	1345 / 947	mmWC	35	58	2	26	2	YES	SG-LIE-004		LIE-B38
10HFW10CP002	PULV SEAL AIR / COLD PRI AIR	PDT	SEAL AIR	1171 / 953	1345 / 947	mmWC	35	58	2	26	2		SG-LIE-004		LIE-B38
10HFW10CP003	PULV SEAL AIR DISCHARGE	PT	SEAL AIR	1171	1394	mmWC	--	50	2	24	1		SG-LIE-004		LIE-B38
10HFC10CP001	PULV "A" BOWL	PDT	AIR + COAL	449 / 906	748 / 1247	mmWC	284	320	2	26	2	YES	SG-LIE-005		LIE-A10
10HFC10CP002	PULV "A" BOWL	PDT	AIR + COAL	449 / 906	748 / 1247	mmWC	284	320	2	26	2		SG-LIE-005		LIE-A10
10HFW11CP001	PULV "A" SEAL AIR/UNDER BOWL	PDT	SEAL AIR	1171 / 906	1394 / 1247	mmWC	284	320	2	26	2		SG-LIE-005		LIE-A10
10HFW11CP002	PULV "A" SEAL AIR/UNDER BOWL	PDT	SEAL AIR	1171 / 906	1394 / 1247	mmWC	284	320	2	26	2		SG-LIE-005		LIE-A10
10HFW11CP003	PULV "A" SEAL AIR/UNDER BOWL	PDT	SEAL AIR	1171 / 906	1394 / 1247	mmWC	284	320	2	26	2		SG-LIE-005		LIE-A10
10HFC20CP001	PULV "B" BOWL	PDT	AIR + COAL	449 / 906	748 / 1247	mmWC	284	320	2	26	2	YES	SG-LIE-006		LIE-A11
10HFC20CP002	PULV "B" BOWL	PDT	AIR + COAL	449 / 906	748 / 1247	mmWC	284	320	2	26	2		SG-LIE-006		LIE-A11
10HFW21CP001	PULV "B" SEAL AIR/UNDER BOWL	PDT	SEAL AIR	1171 / 906	1394 / 1247	mmWC	284	320	2	26	2		SG-LIE-006		LIE-A11
10HFW21CP002	PULV "B" SEAL AIR/UNDER BOWL	PDT	SEAL AIR	1171 / 906	1394 / 1247	mmWC	284	320	2	26	2		SG-LIE-006		LIE-A11
10HFW21CP003	PULV "B" SEAL AIR/UNDER BOWL	PDT	SEAL AIR	1171 / 906	1394 / 1247	mmWC	284	320	2	26	2		SG-LIE-006		LIE-A11
10HFC30CP001	PULV "C" BOWL	PDT	AIR + COAL	449 / 906	748 / 1247	mmWC	284	320	2	26	2	YES	SG-LIE-007		LIE-A12
10HFC30CP002	PULV "C" BOWL	PDT	AIR + COAL	449 / 906	748 / 1247	mmWC	284	320	2	26	2		SG-LIE-007		LIE-A12
10HFW31CP001	PULV "C" SEAL AIR/UNDER BOWL	PDT	SEAL AIR	1171 / 906	1394 / 1247	mmWC	284	320	2	26	2		SG-LIE-007		LIE-A12
10HFW31CP002	PULV "C" SEAL AIR/UNDER BOWL	PDT	SEAL AIR	1171 / 906	1394 / 1247	mmWC	284	320	2	26	2		SG-LIE-007		LIE-A12
10HFW31CP003	PULV "C" SEAL AIR/UNDER BOWL	PDT	SEAL AIR	1171 / 906	1394 / 1247	mmWC	284	320	2	26	2		SG-LIE-007		LIE-A12
10HFC40CP001	PULV "D" BOWL	PDT	AIR + COAL	449 / 906	748 / 1247	mmWC	284	320	2	26	2	YES	SG-LIE-008		LIE-A13
10HFC40CP002	PULV "D" BOWL	PDT	AIR + COAL	449 / 906	748 / 1247	mmWC	284	320	2	26	2		SG-LIE-008		LIE-A13
10HFW41CP001	PULV "D" SEAL AIR/UNDER BOWL	PDT	SEAL AIR	1171 / 906	1394 / 1247	mmWC	284	320	2	26	2		SG-LIE-008		LIE-A13
10HFW41CP002	PULV "D" SEAL AIR/UNDER BOWL	PDT	SEAL AIR	1171 / 906	1394 / 1247	mmWC	284	320	2	26	2		SG-LIE-008		LIE-A13
10HFW41CP003	PULV "D" SEAL AIR/UNDER BOWL	PDT	SEAL AIR	1171 / 906	1394 / 1247	mmWC	284	320	2	26	2		SG-LIE-008		LIE-A13
10HFC50CP001	PULV "E" BOWL	PDT	AIR + COAL	449 / 906	748 / 1247	mmWC	284	320	2	26	2	YES	SG-LIE-009		LIE-A14
10HFC50CP002	PULV "E" BOWL	PDT	AIR + COAL	449 / 906	748 / 1247	mmWC	284	320	2	26	2		SG-LIE-009		LIE-A14
10HFW51CP001	PULV "E" SEAL AIR/UNDER BOWL	PDT	SEAL AIR	1171 / 906	1394 / 1247	mmWC	284	320	2	26	2		SG-LIE-009		LIE-A14
10HFW51CP002	PULV "E" SEAL AIR/UNDER BOWL	PDT	SEAL AIR	1171 / 906	1394 / 1247	mmWC	284	320	2	26	2		SG-LIE-009		LIE-A14
10HFW51CP003	PULV "E" SEAL AIR/UNDER BOWL	PDT	SEAL AIR	1171 / 906	1394 / 1247	mmWC	284	320	2	26	2		SG-LIE-009		LIE-A14
10HFC60CP001	PULV "F" BOWL	PDT	AIR + COAL	449 / 906	748 / 1247	mmWC	284	320	2	26	2	YES	SG-LIE-010		LIE-A15
10HFC60CP002	PULV "F" BOWL	PDT	AIR + COAL	449 / 906	748 / 1247	mmWC	284	320	2	26	2		SG-LIE-010		LIE-A15
10HFW61CP001	PULV "F" SEAL AIR/UNDER BOWL	PDT	SEAL AIR	1171 / 906	1394 / 1247	mmWC	284	320	2	26	2		SG-LIE-010		LIE-A15
10HFW61CP002	PULV "F" SEAL AIR/UNDER BOWL	PDT	SEAL AIR	1171 / 906	1394 / 1247	mmWC	284	320	2	26	2		SG-LIE-010		LIE-A15
10HFW61CP003	PULV "F" SEAL AIR/UNDER BOWL	PDT	SEAL AIR	1171 / 906	1394 / 1247	mmWC	284	320	2	26	2		SG-LIE-010		LIE-A15
10HFC70CP001	PULV "G" BOWL	PDT	AIR + COAL	449 / 906	748 / 1247	mmWC	284	320	2	26	2	YES	SG-LIE-011		LIE-A16
10HFC70CP002	PULV "G" BOWL	PDT	AIR + COAL	449 / 906	748 / 1247	mmWC	284	320	2	26	2		SG-LIE-011		LIE-A16
10HFW71CP001	PULV "G" SEAL AIR/UNDER BOWL	PDT	SEAL AIR	1171 / 906	1394 / 1247	mmWC	284	320	2	26	2		SG-LIE-011		LIE-A16
10HFW71CP002	PULV "G" SEAL AIR/UNDER BOWL	PDT	SEAL AIR	1171 / 906	1394 / 1247	mmWC	284	320	2	26	2		SG-LIE-011		LIE-A16
10HFW71CP003	PULV "G" SEAL AIR/UNDER BOWL	PDT	SEAL AIR	1171 / 906	1394 / 1247	mmWC	284	320	2	26	2		SG-LIE-011		LIE-A16
10HFC80CP001	PULV "H" BOWL	PDT	AIR + COAL	449 / 906	748 / 1247	mmWC	284	320	2	26	2	YES	SG-LIE-012		LIE-A17
10HFC80CP002	PULV "H" BOWL	PDT	AIR + COAL	449 / 906	748 / 1247	mmWC	284	320	2	26	2		SG-LIE-012		LIE-A17
10HFW81CP001	PULV "H" SEAL AIR/UNDER BOWL	PDT	SEAL AIR	1171 / 906	1394 / 1247	mmWC	284	320	2	26	2		SG-LIE-012		LIE-A17
10HFW81CP002	PULV "H" SEAL AIR/UNDER BOWL	PDT	SEAL AIR	1171 / 906	1394 / 1247	mmWC	284	320	2	26	2		SG-LIE-012		LIE-A17
10HFW81CP003	PULV "H" SEAL AIR/UNDER BOWL	PDT	SEAL AIR	1171 / 906	1394 / 1247	mmWC	284	320	2	26	2		SG-LIE-012		LIE-A17
10HFC90CP001	PULV "J" BOWL	PDT	AIR + COAL	449 / 906	748 / 1247	mmWC	284	320	2	26	2	YES	SG-LIE-013		LIE-A18
10HFC90CP002	PULV "J" BOWL	PDT	AIR + COAL	449 / 906	748 / 1247	mmWC	284	320	2	26	2		SG-LIE-013		LIE-A18
10HFW91CP001	PULV "J" SEAL AIR/UNDER BOWL	PDT	SEAL AIR	1171 / 906	1394 / 1247	mmWC	284	320	2	26	2		SG-LIE-013		LIE-A18
10HFW91CP002	PULV "J" SEAL AIR/UNDER BOWL	PDT	SEAL AIR	1171 / 906	1394 / 1247	mmWC	284	320	2	26	2		SG-LIE-013		LIE-A18
10HFW91CP003	PULV "J" SEAL AIR/UNDER BOWL	PDT	SEAL AIR	1171 / 906	1394 / 1247	mmWC	284	320	2	26	2		SG-LIE-013		LIE-A18
LBA11CP011	FINAL SH OUTLET PRESSURE - LEFT	PT	STEAM	278	297.7	Kg/Cm2	603	608	2	2			SG-LIE-014	#N/A	LIE-B39

NOTE:FOR SHCME NO 14 AND 16 -WHERE EVER DESIGN PRESSURE >=40KG/CM2 OR >=280 Deg C -TWO DRAIN VALVES SHALL BE PROVIDED PER LINE.

**INSTRUMENT SCHEDULE**

CE/416/PATRATU/INS

KKS TAG	DESCRIPTION	SNSR TYPE	MEDIUM	OPRTG PRESS	DESIGN PRESS	UNIT OF PRESS	OPRTG TEMP °C	DESIGN TEMP °C	TOTAL QTY FOR 3 UNITS	Schem No	CONT PURG	AIR PURG/INT PURG	LIE/LIR/TTE No	LOCATION OF LIE/LIR/TTE	TYPE OF LIE/LIR/TTE
LBA11CP012	FINAL SH OUTLET PRESSURE - LEFT	PT	STEAM	278	297.7	Kg/Cm2	603	608	2	2			SG-LIE-014	#N/A	LIE-B39
LBA11CP013	FINAL SH OUTLET PRESSURE - LEFT	PT	STEAM	278	297.7	Kg/Cm2	603	608	2	2			SG-LIE-014	#N/A	LIE-B39
LBA12CP011	FINAL SH OUTLET PRESSURE - RIGHT	PT	STEAM	278	297.7	Kg/Cm2	603	608	2	2			SG-LIE-015	#N/A	LIE-B40
LBA12CP012	FINAL SH OUTLET PRESSURE - RIGHT	PT	STEAM	278	297.7	Kg/Cm2	603	608	2	2			SG-LIE-015	#N/A	LIE-B40
LBA12CP013	FINAL SH OUTLET PRESSURE - RIGHT	PT	STEAM	278	297.7	Kg/Cm2	603	608	2	2			SG-LIE-015	#N/A	LIE-B40
10HJF80CP001	LIGHT OIL SUPPLY PRESS	PT	LDO	22.5	22.5	Kg/Cm2	35	35	2	14			STAND ALONE		
10HJF80CP005	LIGHT OIL HDR SUPPLY PRESS	PT	LDO	16.1	16.1	Kg/Cm2	35	35	2	14			STAND ALONE		
10HJF80CP006	LIGHT OIL HDR SUPPLY PRESS	PT	LDO	16.1	16.1	Kg/Cm2	35	35	2	14			STAND ALONE		
10HJF80CP007	LIGHT OIL HDR SUPPLY PRESS	PT	LDO	16.1	16.1	Kg/Cm2	35	35	2	14			STAND ALONE		
10HJM20CP001	ATOM. STEAM HDR PRESS	PT	STM	7.5	7.5	Kg/Cm2	290	290	2	14			STAND ALONE	LATER	
10HJM20CP002	ATOM. STEAM HDR PRESS	PT	STM	7.5	7.5	Kg/Cm2	290	290	2	14			STAND ALONE	LATER	
10HJM20CP003	ATOM. STEAM HDR PRESS	PT	STEAM	7.5	7.5	Kg/Cm2	290	290	2	14			STAND ALONE		
10HJM20CP004	ATOM. STEAM HDR PRESS	PT	STEAM	7.5	7.5	Kg/Cm2	290	290	2	14			STAND ALONE		
10HJM20CP005	ATOM. STEAM HDR PRESS	PT	STEAM	7.5	7.5	Kg/Cm2	290	290	2	14			STAND ALONE		
10HJN10CP001	ATOM AIR HDR	PT	ATOM. AIR	6	6	Kg/Cm2	35	35	2	14			STAND ALONE		
10HJN10CP002	ATOM AIR HDR	PT	ATOM. AIR	6	6	Kg/Cm2	35	35	2	14			STAND ALONE		
10HJN10CP003	ATOM AIR HDR	PT	ATOM. AIR	6	6	Kg/Cm2	35	35	2	14			STAND ALONE		
HFE04CP001	DP ACRS DYANAVERN FILTER-A	DPT	SEAL AIR	449	748	mmWC	85	100	2	26		YES	STAND ALONE	El: 0.0 mtr, Near DYN FILTER	
HFE08CP001	DP ACRS DYANAVERN FILTER-B	DPT	SEAL AIR	449	748	mmWC	85	100	2	26		YES	STAND ALONE	El: 0.0 mtr, Near DYN FILTER	
HJF80CP002	DP ACRS LIGHT OIL SUPPLY STRNR	DPT	LDO	22.5	22.5	Kg/Cm2	35	35	2	16			STAND ALONE	NEAR LDO PUMP	
HJF80CP003	LDO HDR SUPPLY PRESS	PT	LDO	16.1	16.1	Kg/Cm2	35	35	2	14			STAND ALONE	NEAR LDO PUMP	
HJF80CP004	LDO HDR SUPPLY PRESS	PT	LDO	16.1	16.1	Kg/Cm2	35	35	2	14			STAND ALONE	NEAR LDO PUMP	
HJF92CP001	DP ACROSS BF DO STRNR	DPT	OIL	0	1	Kg/Cm2	90	90	2	16			STAND ALONE	NEAR DRAIN OIL TANK	
HNC10CF001	ID FAN-A FG FLOW	FT	FG	-489	-775	mmWC	129	150	2	26	2	YES	STAND ALONE	El: 0.0 mtr, Near ID FAN-A	
HNC11CP001	ID FAN-A COLD FG I/L PRESS	PT	FLUE GAS	-489	-775	mmWC	129	150	2	22	1	YES	STAND ALONE	El: 0.0 mtr, Near ID FAN-A	
HNC12CP001	ID FAN-A COLD FG O/L PRESS	PT	FLUE GAS	216	425	mmWC	129	150	2	22	1	YES	STAND ALONE	El: 0.0 mtr, Near ID FAN-A	
HNC20CF001	ID FAN-B FG FLOW	FT	FG	-489	-775	mmWC	129	150	2	26	2	YES	STAND ALONE	El: 0.0 mtr, Near ID FAN-A	
HNC21CP001	ID FAN-B COLD FG I/L PRESS	PT	FLUE GAS	-489	-775	mmWC	129	150	2	22	1	YES	STAND ALONE	El: 0.0 mtr, Near ID FAN-B	
HNC22CP001	ID FAN-B COLD FG O/L PRESS	PT	FLUE GAS	216	425	mmWC	129	150	2	22	1	YES	STAND ALONE	El: 0.0 mtr, Near ID FAN-B	
HNC30CF001	FLUE GAS FLOW METER AT STACK	FT	FLUE GAS						2	26	2	YES	STAND ALONE	El: 0.0 mtr, Near Chimney	
LAA01CL011	DEA TNK LVL	LT-DP	COND	12.4	15.5	Kg/Cm2	188.7	400	2	16			STAND ALONE	El: 28 mtr, Deaerator FLR	
LAA01CL012	DEA TNK LVL	LT-DP	COND	12.4	15.5	Kg/Cm2	188.7	400	2	16			STAND ALONE	El: 28 mtr, Deaerator FLR	
LAA02CL011	DEA TNK LVL	LT-DP	COND	12.4	15.5	Kg/Cm2	188.7	400	2	16			STAND ALONE	El: 28 mtr, Deaerator FLR	
LBS10CP001	EXT STM PRESS TO LPH-1	PT	STEAM	---	3.0/VAC	Kg/Cm2	---	120	2	14			STAND ALONE	El: 9.0 mtr, Row: B-C, Col: 9-10	
LS-HP-01	MS TO HPBP-2 PRESS BEF FE	PT	STEAM	270	297.7	Kg/Cm2	600	608	2	2			STAND ALONE		
LS-HP-02	MS TO HPBP-1 PRESS BEF FE	PT	STEAM	270	297.7	Kg/Cm2	600	608	2	2			STAND ALONE		
LS-MS-05	MS PRESS AT SH O/L-R	PT	STEAM	270	297.7	Kg/Cm2	600	608	2	2			STAND ALONE		
LS-MS-06	MS PRESS AT SH O/L-R	PT	STEAM	270	297.7	Kg/Cm2	600	608	2	2			STAND ALONE		
LS-MS-07	MS PRESS AT SH O/L-R	PT	STEAM	270	297.7	Kg/Cm2	600	608	2	2			STAND ALONE		
LS-MS-32	HPT O/L PRESS-R	PT	STEAM	---	297.7	Kg/Cm2	---	608	2	2			STAND ALONE		
LS-MS-34	DP ACRS RH I/L & O/L -L	DPT	STEAM	---	68.3	Kg/Cm2	---	608	2	16			STAND ALONE		
LS-MS-35	DP ACRS RH I/L & O/L -L	DPT	STEAM	---	68.3	Kg/Cm2	---	608	2	16			STAND ALONE		
LS-MS-36	DP ACRS RH I/L & O/L -L	DPT	STEAM	---	68.3	Kg/Cm2	---	608	2	16			STAND ALONE		
LS-MS-37	DP ACRS RH I/L & O/L -R	DPT	STEAM	---	68.3	Kg/Cm2	---	608	2	16			STAND ALONE		
LS-MS-38	DP ACRS RH I/L & O/L -R	DPT	STEAM	---	68.3	Kg/Cm2	---	608	2	16			STAND ALONE		
LS-MS-39	DP ACRS RH I/L & O/L -R	DPT	STEAM	---	68.3	Kg/Cm2	---	608	2	16			STAND ALONE		

NOTE:FOR SHCME NO 14 AND 16 -WHERE EVER DESIGN PRESSURE >=40KG/CM2 OR >=280 Deg C -TWO DRAIN VALVES SHALL BE PROVIDED PER LINE.



A4-10

CE/416/ PATRATU/HUP

Rev. : 00

Page : 01 of 29

PROJECT : PATRATU 800MW STPP UNIT # 1, 2&3

CUSTOMER : M/s NTPC

CONSULTANT : M/s NTPC

**COPY RIGHT AND CONFIDENTIAL**

THE INFORMATION ON THIS DOCUMENT IS THE PROPERTY OF BHARAT HEAVY ELECTRICALS LIMITED. IT MUST NOT BE USED DIRECTLY OR INDIRECTLY IN ANY WAY DETRIMENTAL TO THE INTEREST OF THE COMPANY.

## HOOK UP SCHEMES

REVISIONS :

APPROVED BY

DIPTENDU GHOSH

PREPARED BY

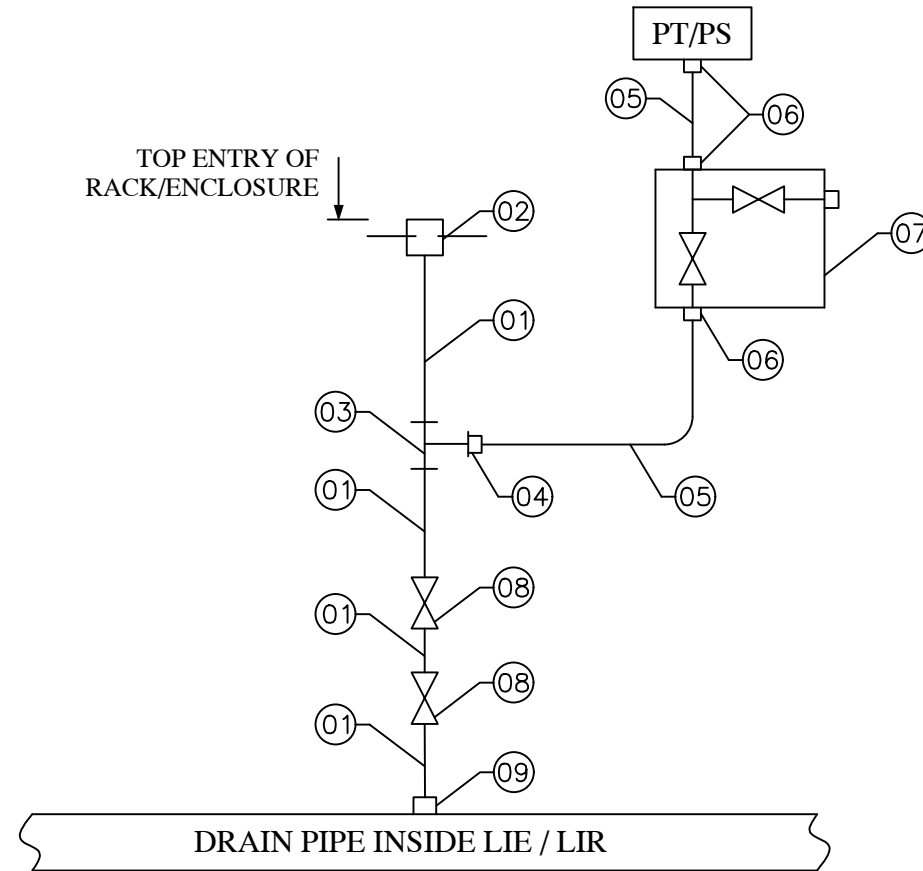
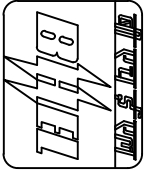
ISSUED

DATE

416

27/08/22

RAJESH LINGUTLA



**NOTES:**

- 01. "TRANSMITTER BELOW SOURCE"
- 02. FOR BILL OF MATERIAL REFER PAGE 03 OF 29



CE/416/PATRATU/HUP

REV. NO: 00

PAGE: 03 OF 29

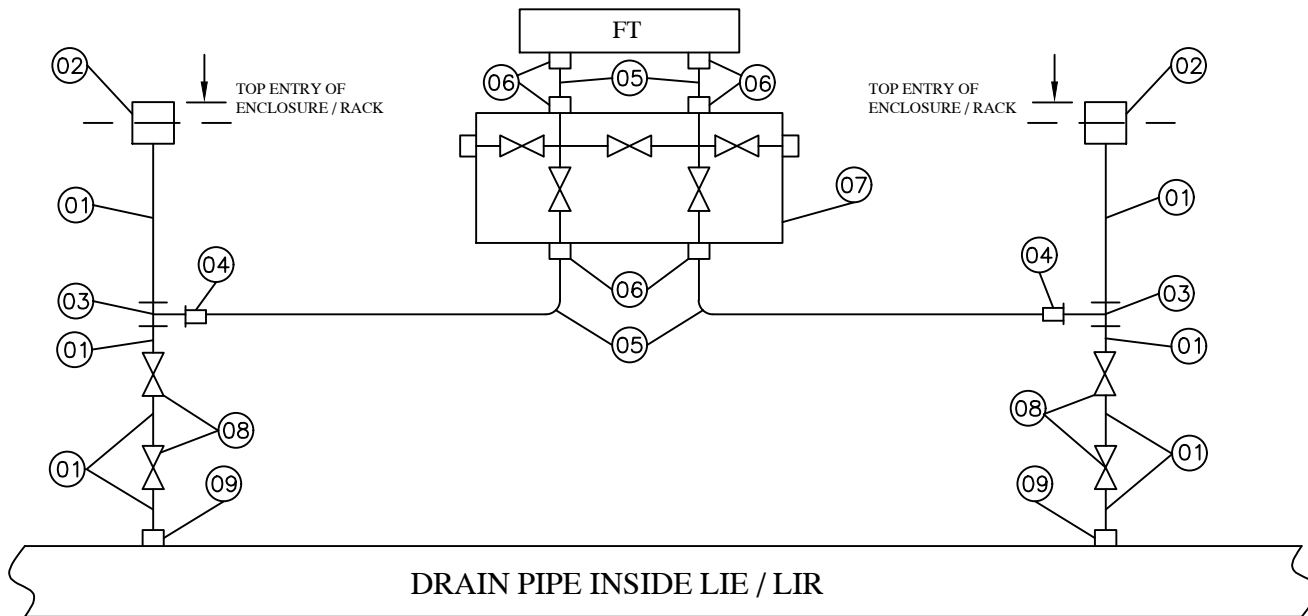
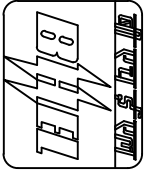
COPY RIGHT AND CONFIDENTIAL  
The information on this document is the property of Bharat Heavy Electricals Limited.  
It must not be used directly or indirectly in anyway detrimental to the interest to the Company.

ITEM NO.	ITEM DESCRIPTION	QTY / INST. (Nos.)
01	SEAMLESS PIPE MATL: ASTM 213 TP316H SIZE: 1/2" NB-SCH 160	A/R
02	BULKHEAD UNION / COUPLING /AS PER ANSI B16.11 MATL: ASTM A182 F316H SIZE: 1/2" NB-SW / CL 6000 LBS	01
03	FORGED EQUAL TEE / AS PER ANSI B16.11 MATL: ASTM A182 F316H SIZE: 2 x 1/2" NB-SW X 1/2" NPTF / CL 6000 LBS	01
04	TEE-TUBE UNION MATL: SS316 SIZE: 1/2" NPTM x TO SUIT 1/2" OD SS TUBE	01
05	SEAMLESS TUBE MATL: A213 TP316H SIZE: 1/2" OD x 2.1mm THK.	A/R
06	TUBE FITTING / DFDC MATL: SS316 SIZE: 1/2" NPTM x TO SUIT 1/2" OD SS TUBE	03
07	TWO VALVE MANIFOLD WITH DRAIN PLUG MATL: SS316 PORT SIZE: 1/2" NPTF / PR. TESTING: 9000PSI	01
08	FORGED GLOBE VALVE BODY: ASTM A182 F316H / STEM MATL: A182 Gr F6a SIZE: 1/2" NB-SW / CL 3000SPL	02
09	HALF COUPLING / AS PER ANSI B16.11 MATL: ASTM A182 F316H SIZE: 1/2" NB-SW / CL 6000	01

DATE

REVISION NO


REVISION NO	DATE	<b>COPY RIGHT AND CONFIDENTIAL</b> The information on this document is the property of Bharat Heavy Electricals Limited. It must not be used directly or indirectly in anyway detrimental to the interest to the Company.		



NOTES:

- 01. "TRANSMITTER BELOW SOURCE"
- 02. FOR BILL OF MATERIAL REFER PAGE 05 OF 29

CE/416/PATRATU/HUP  
 REV. NO: 00  
 PAGE: 04 OF 29



CE/416/PATRATU/HUP

REV. NO: 00

PAGE: 05 OF 29

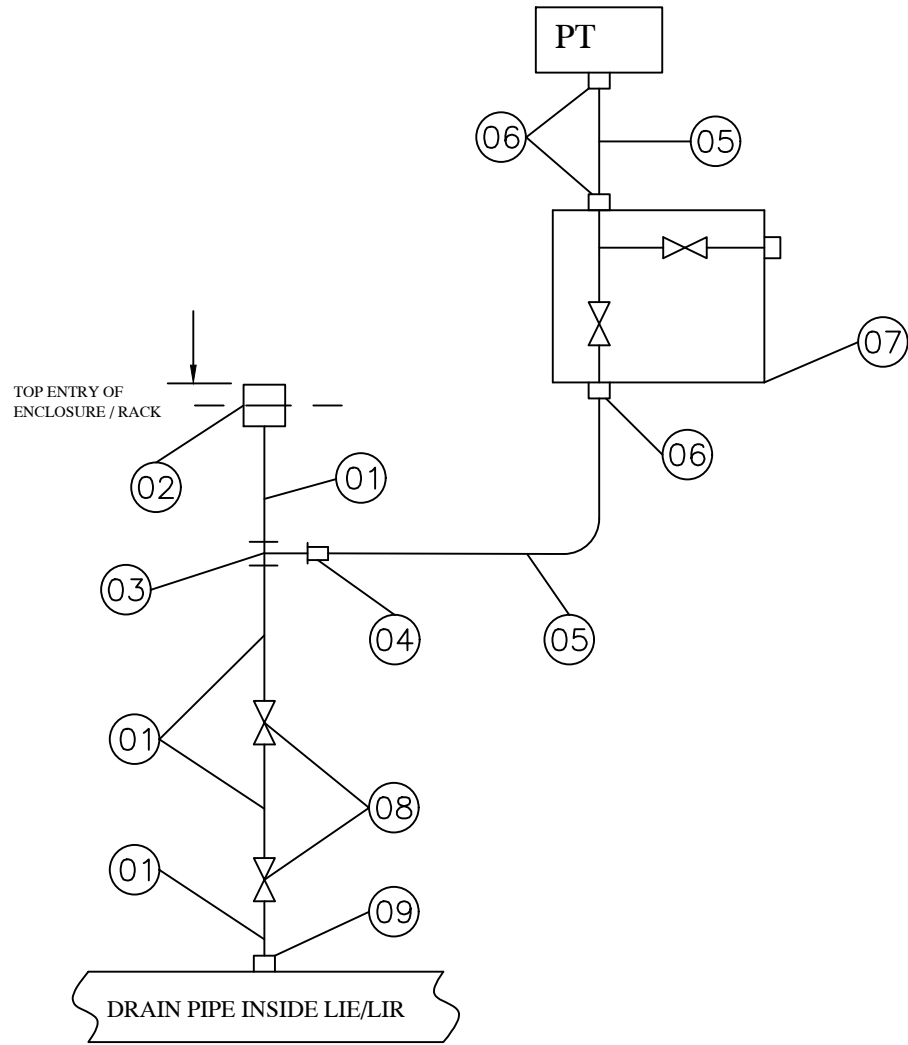
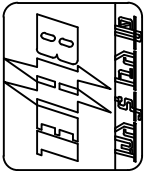
COPY RIGHT AND CONFIDENTIAL  
The information on this document is the property of Bharat Heavy Electricals Limited.  
It must not be used directly or indirectly in anyway detrimental to the interest to the Company.

ITEM NO.	ITEM DESCRIPTION	QTY / INST. (Nos.)
01	SEAMLESS PIPE MATL: ASTM 213 TP316H SIZE: 1/2" NB-SCH 160	A/R
02	BULKHEAD UNION / COUPLING /AS PER ANSI B16.11 MATL: ASTM A182 F316H SIZE: 1/2" NB-SW / CL 6000 LBS	02
03	FORGED EQUAL TEE / AS PER ANSI B16.11 MATL: ASTM A182 F316H SIZE: 2 x 1/2" NB-SW X 1/2" NPTF / CL 6000 LBS	02
04	TEE-TUBE UNION MATL: SS316 SIZE: 1/2" NPTM x TO SUIT 1/2" OD SS TUBE	02
05	SEAMLESS TUBE MATL: A213 TP316H SIZE: 1/2" OD x 2.1mm THK.	A/R
06	TUBE FITTING / DFDC MATL: SS316 SIZE: 1/2" NPTM x TO SUIT 1/2" OD SS TUBE	06
07	FIVE VALVE MANIFOLD WITH DRAIN PLUG MATL: SS316 PORT SIZE: 1/2" NPTF / PR. TESTING : 6000PSI	01
08	FORGED GLOBE VALVE BODY: ASTM A182 F316H / STEM MATL: A182 Gr F6a SIZE: 1/2" NB-SW / CL 3000SPL	04
09	HALF COUPLING / AS PER ANSI B16.11 MATL: ASTM A182 F316H SIZE: 1/2" NB-SW / CL 6000	02

DATE

REVISION NO

REVISION NO	DATE	<b>COPY RIGHT AND CONFIDENTIAL</b>		
		The information on this document is the property of Bharat Heavy Electricals Limited. It must not be used directly or indirectly in anyway detrimental to the interest to the Company.		



NOTES:

- 01. "TRANSMITTER BELOW SOURCE"
- 02. FOR BILL OF MATERIAL REFER PAGE 07 OF 29

CE/416/PATRATU/HUP
REV. NO: 00
PAGE: 06 OF 29



CE/416/PATRATU/HUP

REV. NO: 00

PAGE: 07 OF 29

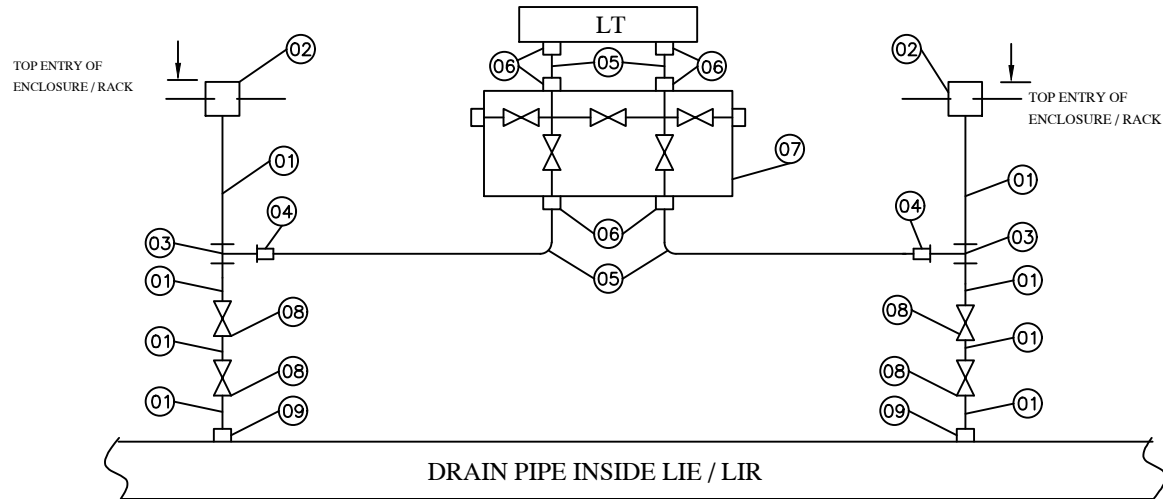
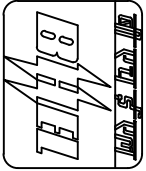
**COPY RIGHT AND CONFIDENTIAL**  
The information on this document is the property of Bharat Heavy Electricals Limited.  
It must not be used directly or indirectly in anyway detrimental to the interest to the Company.

ITEM NO.	ITEM DESCRIPTION	QTY/INST. (Nos.)
01	IMPULSE PIPE MATL: ASTM A335 P22 SIZE: 1/2" NB-SCH 160	A/R
02	BULKHEAD UNION/COUPLING / AS PER ANSI B16.11 MATL: ASTM A182 F22 SIZE: 1/2" NB-SW / CL 6000	01
03	FORGED EQUAL TEE / AS PER ANSI B16.11 MATL: ASTM A182 F22 SIZE: 1/2" NB-SW / CL 6000	01
04	TEE-TUBE UNION MATL: SS316 SIZE: OD OF 1/2" NB x TO SUIT 1/2" OD SS TUBE	01
05	TUBE MATL: A213 TP316H SIZE: OD x 2.1mm THK.	A/R
06	TUBE FITTING / DFDC MATL: SS316 SIZE: 1/2" NPTM x TO SUIT 1/2" OD SS TUBE	03
07	TWO VALVE MANIFOLD WITH VENT PLUG MATL: SS316 / PORT SIZE: 1/2" NPTF PR. TESTING: 6000PSI	01
08	FORGED GLOBE VALVES BODY: ASTM A182 F22 / STEM MATL: A182 Gr F6a SIZE: 1/2" NB-SW / CL 3000 SPL	02
09	HALF COUPLING / ASPER ANSI B16.11 MATL: ASTM A182 F22 SIZE:1/2" NB-SW / CL 6000	01

DATE

REVISION NO

REVISION NO	DATE	<b>COPY RIGHT AND CONFIDENTIAL</b> The information on this document is the property of Bharat Heavy Electricals Limited. It must not be used directly or indirectly in anyway detrimental to the interest to the Company.		



**NOTES:**

- 01. "TRANSMITTER BELOW SOURCE"
- 02. FOR BILL OF MATERIAL REFER PAGE 09 OF 29

CE/416/PATRATU/HUP
REV. NO: 00
PAGE: 08 OF 29



CE/416/PATRATU/HUP

REV. NO: 00

PAGE: 09 OF 29


**COPY RIGHT AND CONFIDENTIAL**  
The information on this document is the property of Bharat Heavy Electricals Limited.  
It must not be used directly or indirectly in anyway detrimental to the interest to the Company.

ITEM NO.	ITEM DESCRIPTION	QTY/ INST. (No.s)
01	IMPULSE PIPE MATL: ASTM A335 P22 SIZE: 1/2" NB-SCH 160	A/R
02	BULKHEAD UNION/COUPLING / AS PER ANSI B 16.11 MATL: ASTM A182 F22 SIZE: 1/2" NB-SW / CL: 6000	02
03	FORGED EQUAL TEE / AS PER ANSI B16.11 MATL: ASTM A182 F22 SIZE: 1/2" NB-SW / CL: 6000	02
04	TEE-TUBE UNION MATL: SS316 / SIZE: OD OF 1/2" NB PIPE TO SUIT 1/2" OD SS TUBE	02
05	TUBE / MATL: A 213 TP316H SIZE: 1/2" OD x 2.1mm THK.	A/R
06	TUBE FITTING / DFDC MATL: SS316 SIZE: 1/2" NPTM x TO SUIT 1/2" OD SS TUBE	06
07	FIVE VALVE MANIFOLD WITH VENT PLUG MATL: SS316 / PORT SIZE: 1/2" NPTF / PR. TESTING: 6000 PSI	01
08	FORGED GLOBE VALVE BODY: ASTM A182 F22 / STEM MATL: A182 Gr F6a SIZE: 1/2" NB-SW / CL: 3000SPL	04
09	HALF COUPLING / AS PER ANSI B16.11 MATL: ASTM A182 F22 SIZE: 1/2" NB-SW / CL: 6000	02

DATE

REVISION NO





CE/416/PATRATU/HUP

REV. NO: 00

PAGE: 11 OF 29

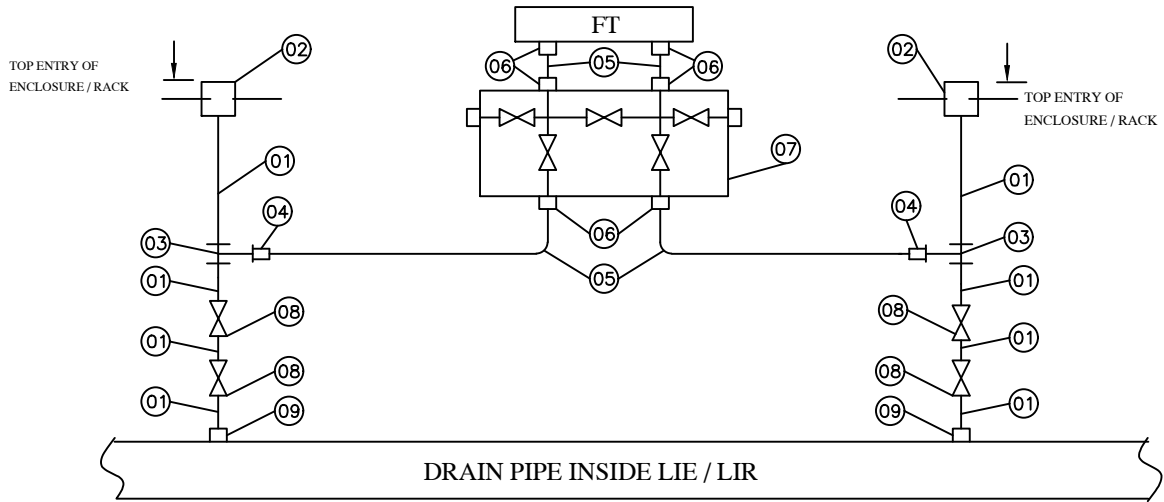
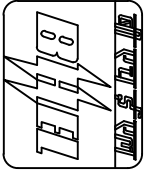
**COPY RIGHT AND CONFIDENTIAL**  
The information on this document is the property of Bharat Heavy Electricals Limited.  
It must not be used directly or indirectly in anyway detrimental to the interest to the Company.

ITEM NO.	ITEM DESCRIPTION	QTY/INST. (Nos.)
01	IMPULSE PIPE MATL: ASTM A106 Gr.C SIZE: 1/2" NB-SCH 160	A/R
02	BULKHEAD UNION/COUPLING/AS PER ANSI B16.11 MATL: ASTM A105 SIZE: 1/2" NB-SW / CL 6000	01
03	FORGED EQUAL TEE / AS PER ANSI B16.11 MATL: ASTM A105 SIZE : 1/2" NB-SW / CL 6000	01
04	TEE-TUBE UNION MATL: SS316 SIZE: OD OF 1/2" NBxTO SUIT 1/2" OD SS TUBE	01
05	TUBE MATL: A 213 TP316H SIZE: OD x 2.1 mmTHK.	A/R
06	TUBE FITTING / DFDC MATL: SS316 SIZE: 1/2" NPTM x TO SUIT 1/2" OD SS TUBE	03
07	TWO VALVE MANIFOLD WITH VENT PLUG MATL: SS316 PORT SIZE: 1/2" NPTF PR. TESTING: 6000PSI	01
08	FORGED GLOBE VALVES BODY: ASTM A105 / STEM MATL: A182 Gr F6a SIZE: 1/2" NB-SW / CL 2500 SPL	02
09	HALF COUPLING / AS PER ANSI B16.11 MATL: ASTM A105 SIZE: 1/2" NB-SW / CL 6000	01

DATE

REVISION NO

REVISION NO	DATE	<b>COPY RIGHT AND CONFIDENTIAL</b>		
		The information on this document is the property of Bharat Heavy Electricals Limited. It must not be used directly or indirectly in anyway detrimental to the interest to the Company.		



**NOTES:**

- 01. "TRANSMITTER BELOW SOURCE"
- 02. FOR BILL OF MATERIAL REFER PAGE 13 OF 29

CE/416/PATRATU/HUP  
REV. NO: 00  
PAGE: 12 OF 29



CE/416/PATRATU/HUP

REV. NO: 00

PAGE: 13 OF 29

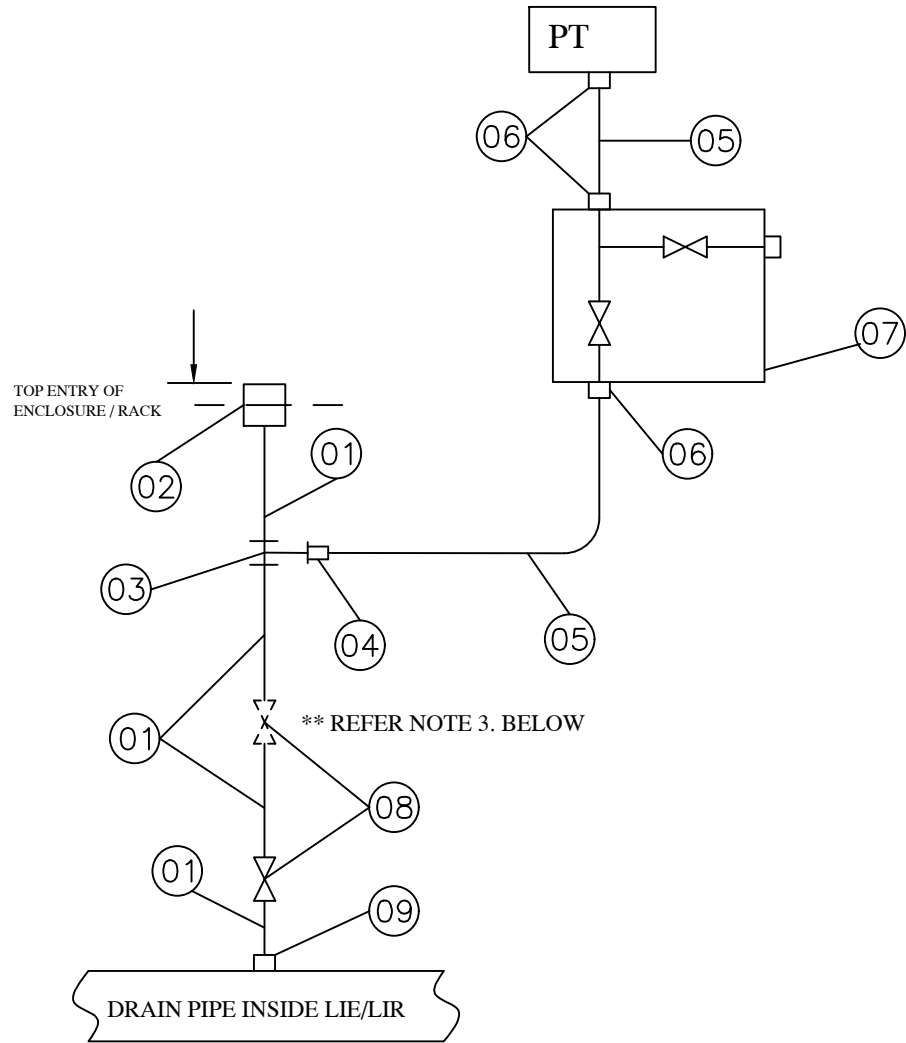
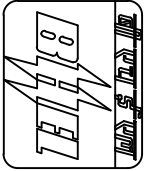
**COPY RIGHT AND CONFIDENTIAL**  
The information on this document is the property of Bharat Heavy Electricals Limited.  
It must not be used directly or indirectly in anyway detrimental to the interest to the Company.

ITEM NO.	ITEM DESCRIPTION	QTY/INST. (Nos.)
01	IMPULSE PIPE MATL. ASTM A106 Gr. C SIZE : 1/2" NB-SCH 160	A/R
02	BULK HEAD UNION /COUPLING/AS PER ANSI B16.11 MATL. : ASTM A105 SIZE : 1/2" NB-SW / CL : 6000	02
03	FORGED EQUAL TEE / AS PER ANSI B16.11 MATL: ASTM A105 SIZE : 1/2" NB-SW / CL : 6000	02
04	TEE-TUBE UNION MATL. : SS316 / SIZE : OD OF 1/2" NB-SW PIPE x TO SUIT TO 1/2" OD SS TUBE	02
05	TUBE / MATL. : A213 TP316H SIZE : 1/2" OD x 2.1 mm THK.	A/R
06	TUBE FITTING / DFDC MATL. : SS316 SIZE : 1/2" NPTM x TO SUIT 1/2" OD SS TUBE	06
07	FIVE VALVE MANIFOLD WITH VENT PLUG BODY : SS316 PORT SIZE : 1/2" NPTF / PR. TESTING : 6000PSI	01
08	FORGED GLOBE VALVE BODY : ASTM A105/STEM MATL: A182 Gr F6a SIZE : 1/2" NB-SW /CL. 2500 SPL	04
09	HALF COUPLING/AS PER ANSI B16.11 MATL : ASTM A105 SIZE: 1/2" NB-SW / CL 6000	02

DATE

REVISION NO

REVISION NO	DATE	<b>COPY RIGHT AND CONFIDENTIAL</b>		
		The information on this document is the property of Bharat Heavy Electricals Limited. It must not be used directly or indirectly in anyway detrimental to the interest to the Company.		



\*\* REFER NOTE 3. BELOW

NOTES:

- 01. "TRANSMITTER BELOW SOURCE"
- 02. FOR BILL OF MATERIAL REFER PAGE 15 OF 29
- 03. ADDITIONAL DRAIN VALVE (ITEM 08) IS APPLICABLE FOR DESIGN PRESS/TEMP > OR EQUAL TO 40 KG/CM<sup>2</sup> OR 280 DEG C

CE/416/PATRATU/HUP  
 REV. NO: 00  
 PAGE: 14 OF 29



CE/416/PATRATU/HUP

REV. NO: 00

PAGE: 15 OF 29

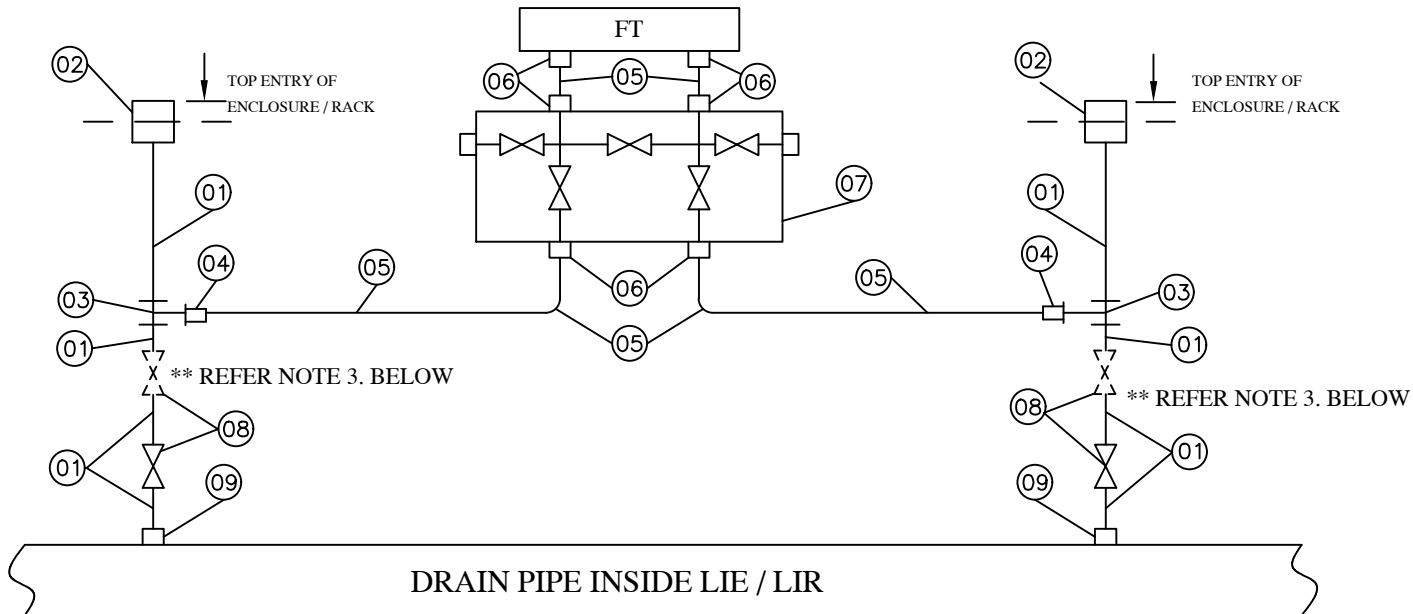
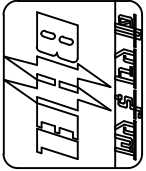
**COPY RIGHT AND CONFIDENTIAL**  
The information on this document is the property of Bharat Heavy Electricals Limited.  
It must not be used directly or indirectly in anyway detrimental to the interest to the Company.

ITEM NO.	ITEM DESCRIPTION	QTY/ INST. (Nos.)
01	IMPULSE PIPE MATL : ASTM A106 Gr.B/C SIZE : 1/2" NB-SCH 80	A/R
02	BULK HEAD UNION/COUPLING/AS PER ANSI B16:11 MATL: ASTM A105 SIZE : 1/2" NB-SW CL 3000	01
03	FORGED EQUAL TEE / AS PER ANSI B16.11 MATL : ASTM A105 SIZE : 1/2" NB-SW / CL 3000	01
04	TEE-TUBE UNION MATL. : SS316 SIZE : OD OF 1/2" NB x TO SUIT 1/2" OD SS TUBE	01
05	TUBE MATL. : A213 TP316H SIZE : OD x 2.1 mm THK.	A/R
06	TUBE FITTING / DFDC MATL. : SS316 SIZE : 1/2" NPTM x TO SUIT 1/2" OD SS TUBE	03
07	TWO VALVE MANIFOLD WITH VENT PLUG MATL. : SS316 PORT SIZE : 1/2" NPTF / PR. TESTING : 3000PSI	01
**08	FORGED GLOBE VALVES BODY : ASTM A105 / STEM MATL: A182 Gr F6a SIZE : 1/2" NB-SW / CL 800	A/R
09	HALF COUPLING / AS PER ANSI B16.11 MATL : ASTM A105 SIZE : 1/2" NB-SW / CL 3000	01

DATE

REVISION NO

REVISION NO	DATE	<b>COPY RIGHT AND CONFIDENTIAL</b>			
		The information on this document is the property of Bharat Heavy Electricals Limited. It must not be used directly or indirectly in anyway detrimental to the interest to the Company.			



**NOTES:**

- 01. "TRANSMITTER BELOW SOURCE"
- 02. FOR BILL OF MATERIAL REFER PAGE 17 OF 29
- 03. ADDITIONAL DRAIN VALVE (ITEM 08) IS APPLICABLE FOR DESIGN PRESS/TEMP > OR EQUAL TO 40 KG/CM<sup>2</sup> OR 280 DEG C

CE/416/PATRATU/HUP
REV. NO: 00
PAGE: 16 OF 29



CE/416/PATRATU/HUP

REV. NO: 00

PAGE: 17 OF 29

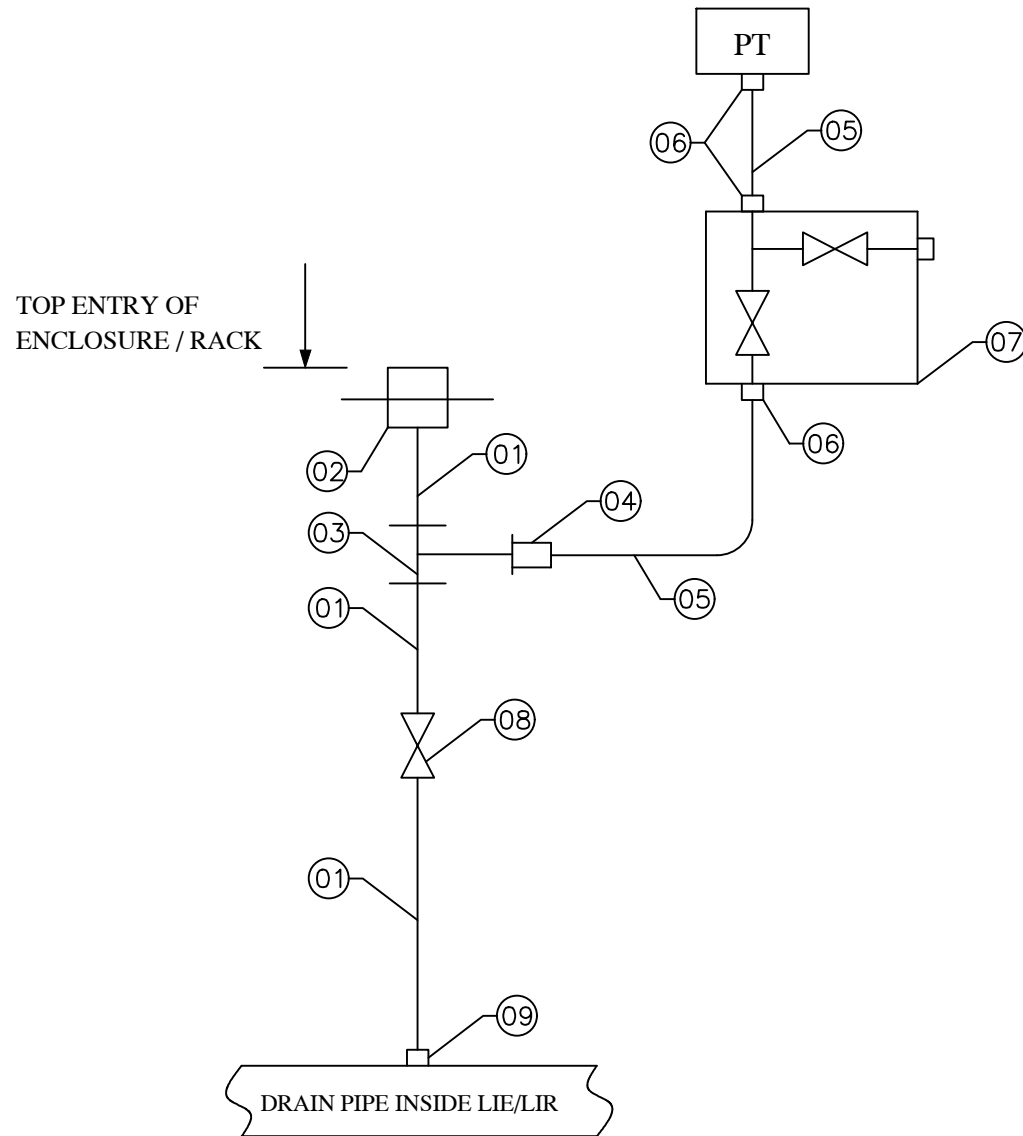
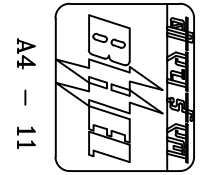
**COPY RIGHT AND CONFIDENTIAL**  
The information on this document is the property of Bharat Heavy Electricals Limited.  
It must not be used directly or indirectly in anyway detrimental to the interest to the Company.

ITEM NO.	ITEM DESCRIPTION	QTY/ INST. (Nos.)
01	IMPULSE PIPE MATL. ASTM A106 Gr. B/C SIZE : 1/2" NB-SCH 80	A/R
02	BULK HEAD UNION /COUPLING/AS PER ANSI B16.11 MATL. : ASTM A105 SIZE : 1/2" NB-SW CL : 3000	02
03	FORGED EQUAL TEE/AS PER ANSI B16.11 MATL. ASTM A105 SIZE : 1/2" NB-SW / CL : 3000	02
04	TEE-TUBE UNION MATL. : SS316 SIZE : OD OF 1/2" NB-SW PIPE x TO SUIT TO 1/2" OD SS TUBE	02
05	TUBE MATL. : A213 TP316H SIZE : 1/2" OD x 2.1 mm THK.	A/R
06	TUBE FITTING / DFDC MATL. : SS316 SIZE : 1/2" NPTM x TO SUIT 1/2" OD SS TUBE	06
07	FIVE VALVE MANIFOLD WITH VENT PLUG BODY : SS316 / PORT SIZE : 1/2" NPTF PR. TESTING : 3000PSI	01
**08	FORGED GLOBE VALVE BODY : ASTM A105 / STEM MATL: A182 Gr F6a SIZE : 1/2" NB-SW /CL. 800	A/R
09	HALF COUPLING/AS PER ANSI B16.11 MATL : ASTM A105 SIZE : 1/2" NB-SW / CL : 3000	02

DATE

REVISION NO

REVISION NO	DATE	<b>COPY RIGHT AND CONFIDENTIAL</b> The information on this document is the property of Bharat Heavy Electricals Limited. It must not be used directly or indirectly in anyway detrimental to the interest to the Company.		



**NOTE:**

1. " TRANSMITTER BELOW SOURCE"
2. FOR BILL OF MATERIAL REFER PAGE 19 OF 29

CE/416/PATRATU/HUP  
 REV. NO: 00  
 PAGE: 18 OF 29



A4 - 11

CE/416/PATRATU/HUP

REV. NO: 00

PAGE: 19 OF 29

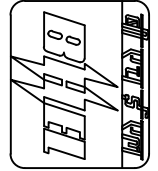
COPY RIGHT AND CONFIDENTIAL  
The information on this document is the property of Bharat Heavy Electricals Limited.  
It must not be used directly or indirectly in anyway detrimental to the interest to the Company.

ITEM NO.	ITEM DESCRIPTION	QTY/INST.
01	IMPULSE PIPE MATL : ASTM A312 TP316 SIZE : 1/2" NB-SCH 80	A/R
02	BULK HEAD UNION/COUPLING/AS PER ANSI B16:11 MATL:ASTM A182 F316 SIZE : 1/2" NB-SW CL 3000 LBS	01
03	FORGED TEE / AS PER ANSI B16.11 MATL : ASTM A182 F316 SIZE : 1/2" NB-SW / CL 3000 LBS	01
04	TEE-TUBE UNION MATL: SS316L SIZE: OD OF 1/2" NBxTO SUIT 1/2" OD SS TUBE	01
05	TUBE MATL. : A213 TP316L SIZE : OD x 2.1 mmTHK.	A/R
06	TUBE FITTING / DFDC MATL. : SS316L SIZE : 1/2" NPTM x TO SUIT 1/2" OD SS TUBE	03
07	TWO VALVE MANIFOLD WITH VENT PLUG PORT SIZE : 1/2" NPTF PR. TESTING : 3000PSI / MATL. : SS316L	01
08	FORGED GLOBE VALVES BODY : ASTM A182 F316 / STEM MATL: A182 Gr.F6a SIZE : 1/2" NB-SW / CL 800	01
09	HALF COUPLING /ASPER ANSI B16.11 MATL : ASTM A182 F316 SIZE:1/2" NB-SW / CL3000 LBS	01

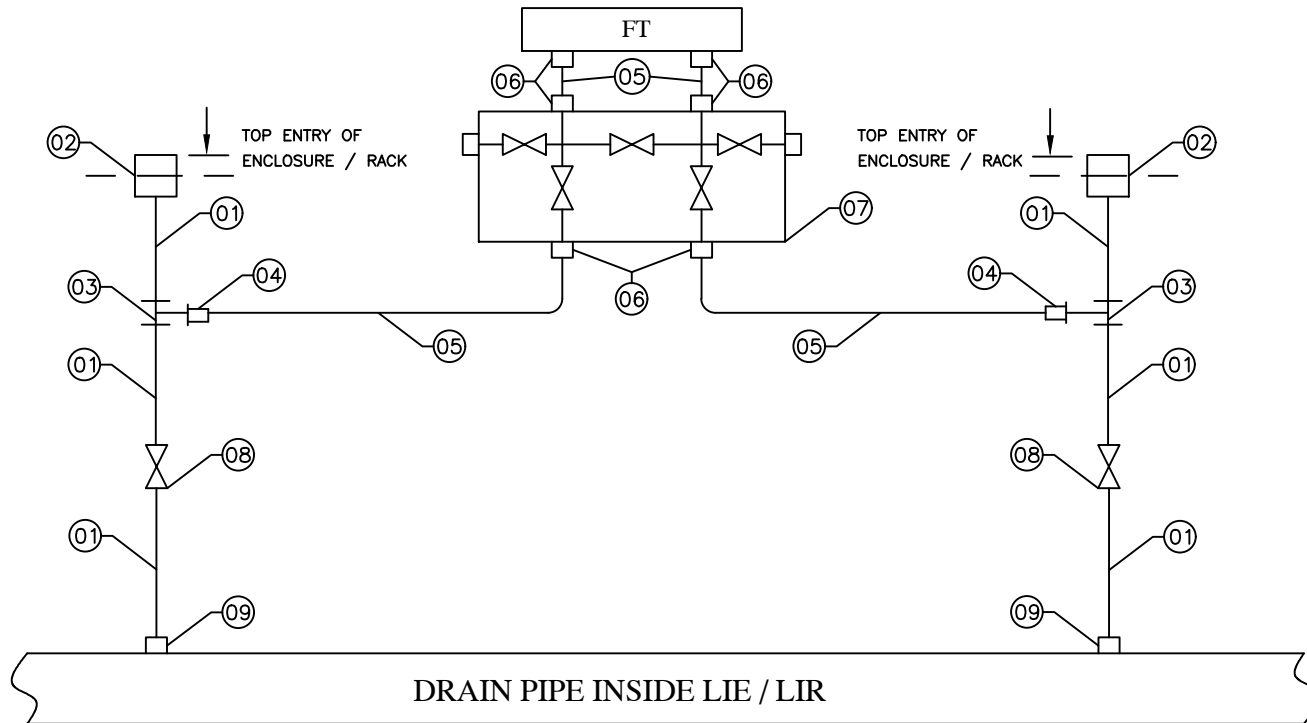
DATE

REVISION NO

REVISION NO	DATE	COPY RIGHT AND CONFIDENTIAL	
		The information on this document is the property of Bharat Heavy Electricals Limited. It must not be used directly or indirectly in anyway detrimental to the interest to the Company.	



A4-11



**NOTE:**

1. " TRANSMITTER BELOW SOURCE"
2. FOR BILL OF MATERIAL REFER PAGE 21 OF 29

CE/416/PATRATU/HUP
REV. NO. 00
PAGE 20 OF 29



A4 - 11

CE/416/PATRATU/HUP

REV. NO. 00

PAGE 21 OF 29

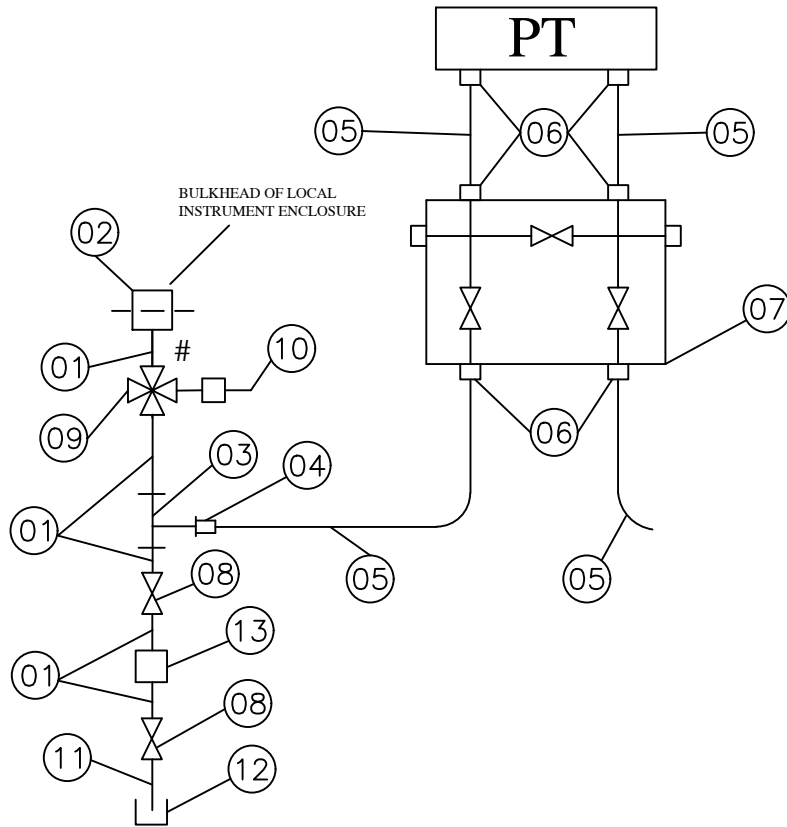
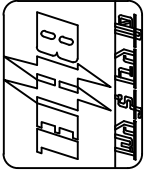
COPY RIGHT AND CONFIDENTIAL  
The information on this document is the property of Bharat Heavy Electricals Limited.  
It must not be used directly or indirectly in anyway detrimental to the interest to the Company.

ITEM NO.	ITEM DESCRIPTION	QTY/INST.
01	IMPULSE PIPE MATL. ASTM A312 TP316 SIZE : 1/2" NB-SCH 80	A/R
02	BULK HEAD UNION / COUPLING / AS PER ANSI B16.11 MATL. : ASTM A182 F316 / SIZE : 1/2" NB-SW / CL : 3000	02
03	FORGED TEE / AS PER ANSI B16.11 MATL. ASTM A182 F316 SIZE : 1/2" NB-SW / CL : 3000	02
04	TEE TUBE UNION MATL. : SS316L / SIZE : OD OF 1/2" NB- PIPE X TO SUIT 1/2" OD SS TUBE	02
05	TUBE / MATL. : ASTM A 213 TP 316L SIZE : 1/2" OD X 2.1mm THK.	A/R
06	TUBE FITTING / DFDC MATL: SS316L SIZE : 1/2" NPTM X TO SUIT 1/2" OD SS TUBE	06
07	FIVE VALVE MANIFOLD WITH VENT PLUGS PORT SIZE : 1/2" NPTF / MATL. : SS316L PR. TESTING : 3000PSI	01
08	FORGED GLOBE VALVE BODY : ASTM A182 F316 / STEM MATL: A182 Gr.F6a SIZE : 1/2" NB-SW / CL.-800	02
09	HALF COUPLING / AS PER ANSI B16.11 MATL. : ASTM A182 F316 SIZE:1/2"NB-SW /CL3000	02

DATE

REVISION NO

REVISION NO	DATE	<b>COPY RIGHT AND CONFIDENTIAL</b>		
		The information on this document is the property of Bharat Heavy Electricals Limited. It must not be used directly or indirectly in anyway detrimental to the interest to the Company.		



**NOTES:**

- 01. "TRANSMITTER BELOW SOURCE"
- 02. FOR BILL OF MATERIAL REFER PAGE 23 OF 29



CE/416/PATRATU/HUP

REV. NO: 00

PAGE: 23 OF 29

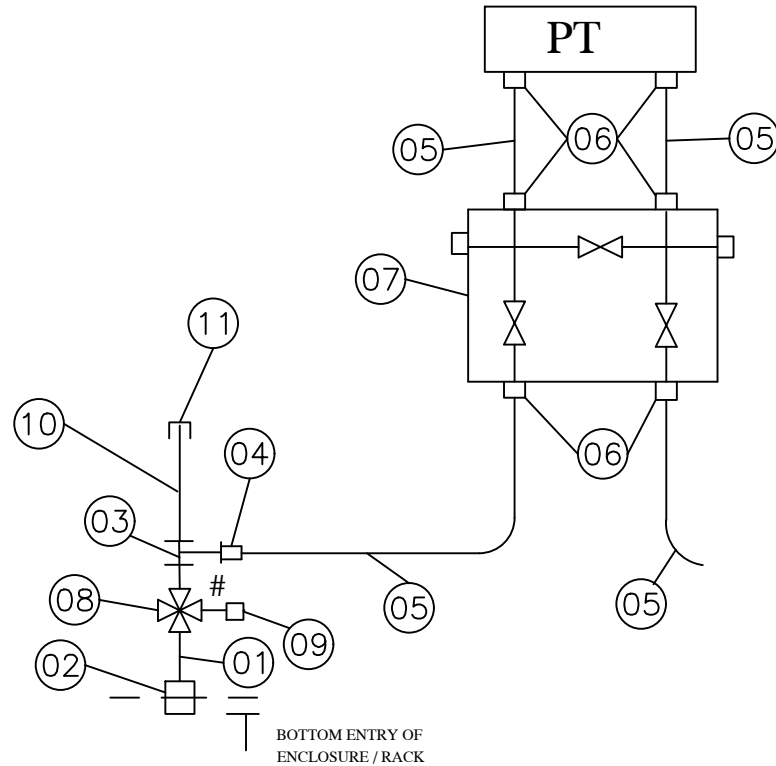
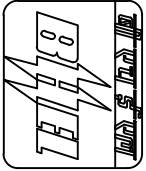
**COPY RIGHT AND CONFIDENTIAL**  
 The information on this document is the property of Bharat Heavy Electricals Limited.  
 It must not be used directly or indirectly in anyway detrimental to the interest to the Company.

ITEM NO.	ITEM DESCRIPTION	QTY/ INST. (Nos.)
01	IMPULSE PIPE MAT: ASTM A106 Gr. B/C SIZE: 3/4" NB-SCH 80	A/R
02	BULKHEAD UNION / COUPLING / AS PER ANSI B16.11 MATL: ASTM A105 SIZE: 3/4" NB-SW / RATING: CL 3000	01
03	FORGED EQUAL TEE / AS PER ANSI B16.11 MATL: ASTM A105 SIZE: 3/4" NB-SW / RATING: CL 3000	01
04	TUBE UNION MATL: SS316 SIZE: OD OF 3/4" NB PIPE x TO SUIT 1/2" SS TUBE	01
05	TUBE MATL: A213 TP316L SIZE: 1/2" OD x 1.13mm THK.	A/R
06	TUBE FITTING / DFDC MATL: SS316 SIZE: 1/2" NPT(M) x TO SUIT 1/2" OD TUBE	06
07	THREE VALVE MANIFOLD / PR. TESTING 3000PSI MATL: SS316 PORT SIZE: 1/2" NPT (F)	01
08	FORGED GLOBE VALVE BODY: A105 SIZE: 3/4" NB-SW / CL 800	02
09	FOUR WAY VALVE BODY MATL: ASTM A105 SIZE: (2x3/4" NB-SW) x (2x1/2" NPTF) / RATING: CL 800	01
10	QUICK DISCONNECTING FITTING MATL: SS 304 SIZE: 1/2" NPTM	01
11	NIPPLE / MATL: ASTM A106 Gr B/C SIZE: 3/4" NB-SCH 80 CONN : ONE END PLAIN x OTHER END 3/4"NPTM	01
12	CAP MATL: ASTM A105 SIZE: 3/4" NPTF CL 3000	01
13	DRAIN POT: 2" NB-SCH 80 BODY: A106 Gr B / CONN. 3/4" NB-SW	01

DATE

REVISION NO

REVISION NO	DATE	<b>COPY RIGHT AND CONFIDENTIAL</b> The information on this document is the property of Bharat Heavy Electricals Limited. It must not be used directly or indirectly in anyway detrimental to the interest to the Company.		
-------------	------	---	--	--



**NOTES:**

- 01. "TRANSMITTER BELOW SOURCE"
- 02. FOR BILL OF MATERIAL REFER PAGE 25 OF 29

**CE/416/PATRATU/HUP**  
**REV. NO: 00**  
**PAGE: 24 OF 29**



CE/416/PATRATU/HUP

REV. NO: 00

PAGE: 25 OF 29

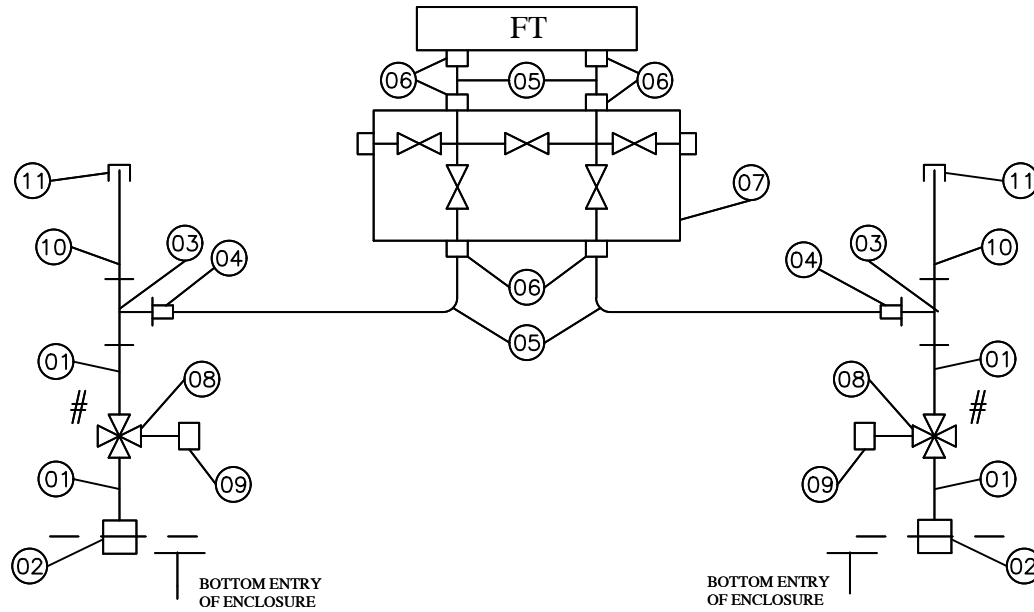
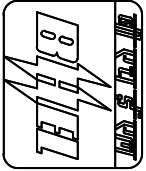
**COPY RIGHT AND CONFIDENTIAL**  
The information on this document is the property of Bharat Heavy Electricals Limited.  
It must not be used directly or indirectly in anyway detrimental to the interest to the Company.

ITEM NO.	ITEM DESCRIPTION	QTY/ INST. (Nos.)
01	IMPULSE PIPE MATL: A106 GR. B/C SIZE: 3/4" NB-SW SCH 80	A/R
02	BULKHEAD UNION / COUPLING / AS PER ANSI B16.11 MATL: ASTM A105 SIZE: 3/4" NB-SW / RATING: CL 3000	01
03	FORGED EQUAL TEE / AS PER ANSI B16.11 MATL: ASTM A105 SIZE: 3/4" NB-SW / RATING: CL 3000	01
04	TEE TUBE UNION MATL: SS316 SIZE: OD OF 3/4" NB PIPE x TO SUIT 1/2" SS TUBE	01
05	TUBE MATL: ASTM A213 TP316L SIZE: 1/2" OD x 1.13mm THK.	A/R
06	TUBE FITTING / DFDC MATL: SS316 SIZE: 1/2" NPT (M) x TO SUIT 1/2" OD TUBE,	06
07	THREE VALVE MANIFOLD MATL: SS316 PORT SIZE: 1/2" NPT(F) / PR. TESTING: 3000PSI	01
08	FOUR WAY VALVE MATL: BODY ASTM A105 SIZE: 2x3/4" NB-SW x 2x1/2" NPTF / RATING: CL 800	01
09	QUICK DISCONNECTING FITTING MATL: SS 304 SIZE: 1/2" NPTM	01
10	NIPPLE/ MATL: ASTM A106 Gr B/C SIZE: 3/4" NB-SCH 80 CONN. ONE END PLAIN x OTHER END 3/4" NPTM	01
11	CAP MATL: ASTM A105 SIZE: 3/4" NPTF CL 3000	01

DATE

REVISION NO


REVISION NO	DATE	<b>COPY RIGHT AND CONFIDENTIAL</b>		
		The information on this document is the property of Bharat Heavy Electricals Limited. It must not be used directly or indirectly in anyway detrimental to the interest to the Company.		



NOTES:

- 01. "TRANSMITTER BELOW SOURCE"
- 02. FOR BILL OF MATERIAL REFER PAGE 27 OF 29

CE/416/PATRATU/HUP  
 REV. NO: 00  
 PAGE: 26 OF 29



CE/416/PATRATU/HUP

REV. NO: 00

PAGE: 27 OF 29

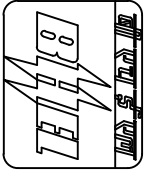
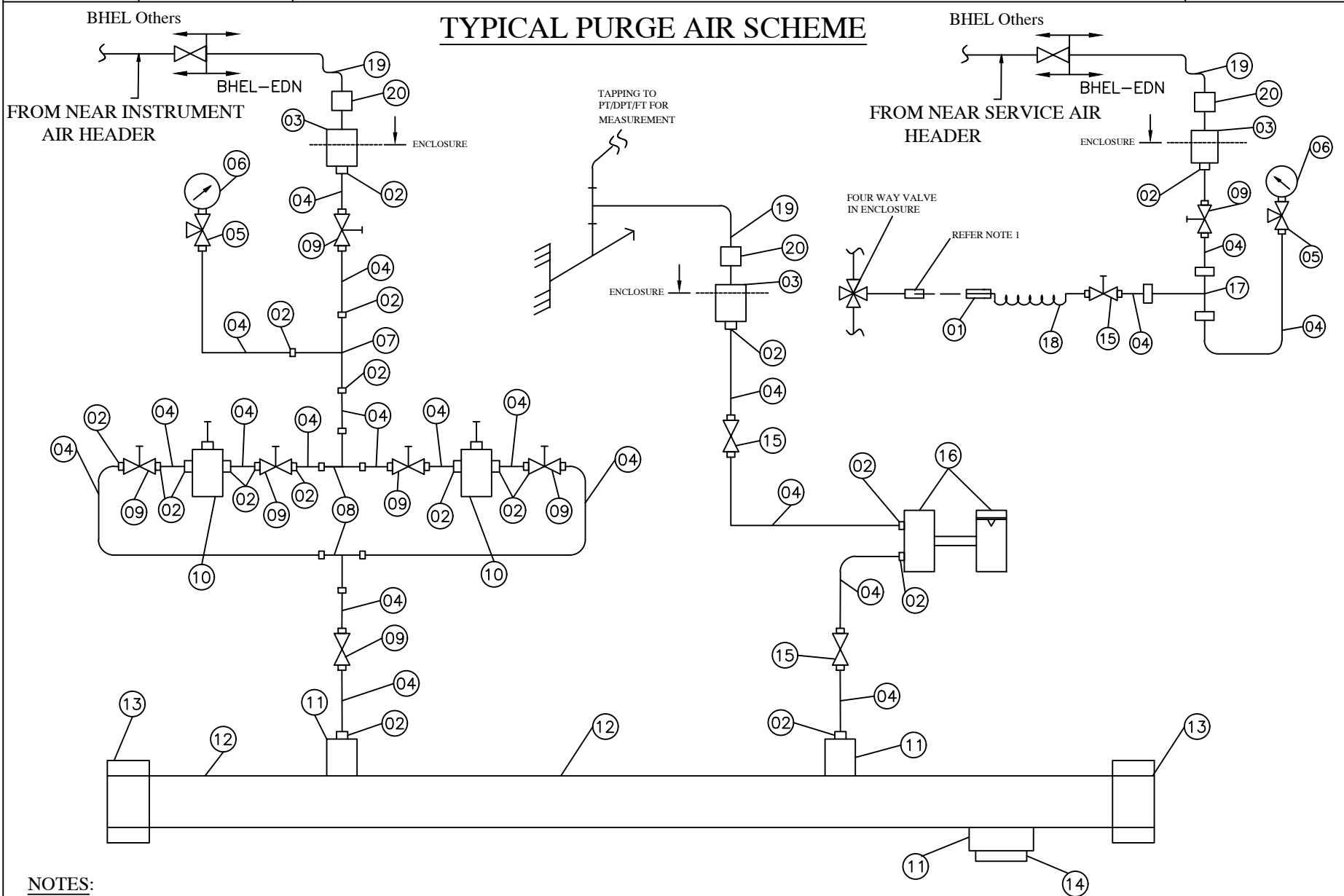
**COPY RIGHT AND CONFIDENTIAL**  
The information on this document is the property of Bharat Heavy Electricals Limited.  
It must not be used directly or indirectly in anyway detrimental to the interest to the Company.

NO. ITEM	ITEM DESCRIPTION	QTY/ INST. (Nos.)
01	IMPULSE PIPE MATL: ASTM A106 Gr.B/C SIZE: 3/4" SCH 80	A/R
02	FORGED BULKHEAD UNION / COUPLING MATL: A105 SIZE: 3/4" NB-SW / CL 3000	02
03	FORGED EQUAL TEE / AS PER ANSI B16.11 MATL: A105 SIZE: 3/4" NB-SW / CL: 3000	04
04	TEE TUBE UNION MATL: SS316 CONN: OD OF 3/4" NB-PIPE X TO SUIT OD OF 1/2" SS TUBE	02
05	TUBE MATL: ASTM A213 TP316L SIZE: 1/2" OD X 1.13mm THK.	A/R
06	TUBE FITTING / DFDC MATL: SS316 CONN: 1/2" NPTM X TO SUIT 1/2" OD SS TUBE	06
07	FIVE VALVE MANIFOLD WITH VENT PLUGS BODY: SS316 PORT SIZE: 1/2" NPTF / PR. TESTING: 3000PSI	01
08	FOUR WAY VALVE MATL: A105 SIZE: (2X3/4" NB-SW) X (2X1/2" NPTF) / RATING: CL 800	02
09	QUICK DISCONNECTING FITTING MATL: SS 304 SIZE: 1/2" NPTM	02
10	NIPPLE MATL: ASTM A106 Gr.B/C SIZE: ONE END PLAIN X OTHER END 3/4" NPTM	02
11	C.S CAP MATL: ASTM A105 SIZE: 3/4" NPTF CL 3000	02

DATE

REVISION NO

REVISION NO	DATE	<b>COPY RIGHT AND CONFIDENTIAL</b>	
		The information on this document is the property of Bharat Heavy Electricals Limited. It must not be used directly or indirectly in anyway detrimental to the interest to the Company.	



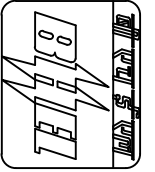
**NOTES:**

- 01. "TRANSMITTER BELOW SOURCE"
- 02. FOR BILL OF MATERIAL REFER PAGE 29 OF 29

CE/416/PATRATU/HUP
REV. NO: 00
PAGE: 28 OF 29

**COPY RIGHT AND CONFIDENTIAL**

The information on this document is the property of Bharat Heavy Electricals Limited.  
It must not be used directly or indirectly in anyway detrimental to the interest to the Company.



ITEM NO.	ITEM DESCRIPTION	QTY/ INST. (Nos.)
01	QUICK DISCONNECTING FITTING-SS304/MALE SIZE : END CONN. TO SUIT 1/2" OD SS-TUBE	01
02	TUBE CONNECTOR SIZE : 1/2" NPTM x TO SUIT 1/2" OD SS TUBE MATL. ASTM Gr. SS316	03
03	BULK HEAD UNION / MATL : SS316 SIZE : 1/2" NPT (F) x 1/2" NPTF	A/R
04	TUBE MATL: ASTM A213 TP316L SIZE: 1/2" OD - 1.13mm THK.	A/R
05	THREE WAY GUAGE COCK MATL: SS316 SIZE: 1/2" NPTF x TO SUIT 1/2" OD SS TUBE	02
06	PRESSURE GUAGE / DIAL SIZE : 4" RANGE : 0-10 KG/Sq. CM BOTTOM CONN: 1/2" NPTM	02
07	EQUAL TEE FITTING / SS316 END CONN: 1/2" NPTF x (2 x TO SUIT 1/2" OD SS TUBE)	01
08	EQUAL TEE FITTING / FLARELESS FITTING SIZE : TO SUIT 1/2" OD SS TUBE	02
09	ISOLATING VALVE/GATE TYPE PROCESS CONN : 1/2" OD SS TUBE MTL : ASTM A182 F316	04
10	AIR FILTER REGULATOR PROCESS CONN : 1/2" NPTF	02

ITEM NO.	ITEM DESCRIPTION	QTY/ INST. (Nos.)
11	SS COUPLLET SIZE : 1/2" NPTF MATL : SS316	01
12	AIR HEADER SIZE : 1" NB-SCH 40 / MATL: SS316	01
13	SS END CAP SIZE : 1" BSPF / MATL : SS316	02
14	PLUG SIZE : 1/2" NPTM MAT : SS316	01
15	NEEDLE VALVE/MATL : SS316 SIZE : END CONN. TO SUIT 1/2" OD SS TUBE	02
16	PURGE ROTAMETER PROCESS CONN : 1/2" NPTF	01
17	EQUAL TEE FITTING / MATL : A182 Gr F316 END CONN. - TO SUIT 1/2" OD SS TUBE	01
18	NYLON FLEXIBLE HOSE BRAIDED WITH SS WIRE SIZE = 1/2 " DIA.	1 MTR
19	G.I. PIPE / AS PER IS 1239 SIZE : 1/2" NB - HEAVY GRADE	A/R
20	GI COUPLING MATL: ASTM A105 SIZE : 1/2" NPTF / RATING CL: 3000	A/R

CE/416/PATRATU/HUP  
REV. NO: 00  
PAGE: 29 OF 29



A4-10

Ref : CE/416/ LIE/LIR/OGA2

Rev. : 00

Page: 01 of 04

PROJECT : PATRATU 800MW STPP UNIT # 1, 2&3

CUSTOMER : M/s NTPC

CONSULTANT : M/s NTPC

**COPY RIGHT AND CONFIDENTIAL**

THE INFORMATION ON THIS DOCUMENT IS THE PROPERTY OF BHARAT HEAVY ELECTRICALS LIMITED. IT MUST NOT BE USED DIRECTLY OR INDIRECTLY IN ANY WAY DETRIMENTAL TO THE INTEREST OF THE COMPANY.

**SCHEMATIC DRAWINGS  
FOR  
LOCAL INSTRUMENT ENCLOSURE / RACKS  
(LIE / LIR)**

REVISIONS :

APPROVED BY

DIPTENDU GHOSH

PREPARED BY

ISSUED

DATE

RAJESH  
LINGUTLA

416

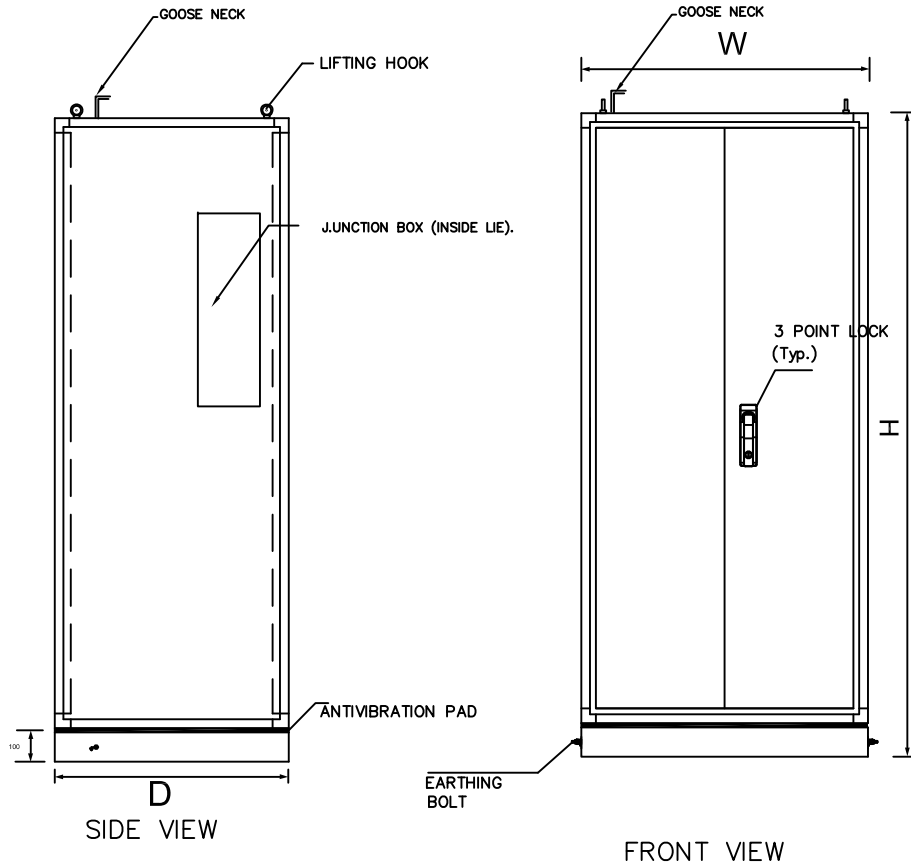
27/08/22

COPYRIGHT AND CONFIDENTIAL  
THE INFORMATION ON THIS DOCUMENT IS THE PROPERTY OF BHARAT HEAVY ELECTRICALS LTD. IT MUST NOT BE USED DIRECTLY OR INDIRECTLY IN ANY WAY DETRIMENTAL TO THE INTEREST OF THE COMPANY.

REF. DRG. No. FLREF

SIGN. & DATE

INVENTORY No.



NOTES: -

1. ALL SHEETS ARE 1.6mm CRCA SHEET
2. ALL DOORS WILL BE FLUSH / CONCEALED TYPE
3. BULK HEAD PLATE (Minimum 6mm thick) FOR TOP & BOTTOM SHALL BE PROVIDED
4. CABLE GLAND PLATE OF THICKNESS 3.0 mm. CRCA SHEET SHALL BE PROVIDED AT BOTTOM OF J.B
5. ENCLOSURE SHALL BE OF IP-55 PROTECTION CLASS
6. TERMINAL SHALL BE PROVIDED IN SIDE THE J.B. AS PER TRANSMITTER GROUPING
7. DOORS SHALL BE THREE POINT LOCKING FOR FRONT AND REAR DOOR
8. GASKET SHALL BE PROVIDED BETWEEN BULK HEAD PLATE & ENCLOSURE
9. EARTH BUS BAR 25x6mm COPPER SHALL BE USED
10. MIN JB DIMENSION 800 MM X 200 MM X 200 MM.
11. BASE FRAME SHALL BE MADE OF ISMC 100
12. 1 No LED 11W,230V AC WITH FIXTURE SHALL BE PROVIDED
13. DRAIN PIPE SLOPE WILL BE 1 : 25 APPROX.
14. POWER SOCKET SHALL BE PROVIDED IN J.B. OF ENCLOSURE

LIE TYPE	H	W	D
A	2200	1400	800
B	2200	1000	800
C	2200	700	800

PROD / PROJ : -  
CUSTOMER: -

BHARAT HEAVY ELECTRICALS LIMITED.  
ELECTRONICS DIVISION, BANGALORE

REV.	DATE	ALTERED -	REV.	DATE	ALTERED -
-	-	CHECKED -	-	-	CHECKED -
-	-	APPROVED -	-	-	APPROVED -

NAME	SIGN	DATE
DRAWN SAMY		14.09.2021
CHECKED RKL		14.09.2021
APPROVED RKL		14.09.2021

DEPT. BOP CODE 416

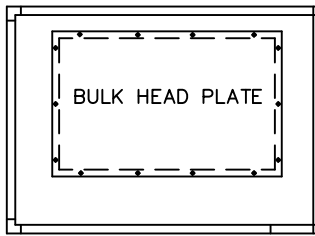
TITLE:	OGA-FOR-LIE	No. OF SHEETS	04
		SHEET No.	02
WBS. No.	-	DRG. No.	CE/416/LIE/LIR/OGA2
		REV	00

(ALL DIMENSIONS ARE IN mm)

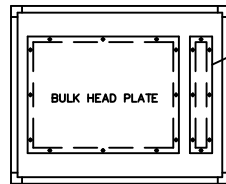
FIRST ANGLE PROJECTION

DRG. No. CE/416/LIE/LIR/OGA2

COPYRIGHT AND CONFIDENTIAL  
THE INFORMATION ON THIS DOCUMENT IS THE PROPERTY OF BHARAT HEAVY ELECTRICALS LTD. IT MUST NOT BE USED DIRECTLY OR INDIRECTLY IN ANY WAY DETRIMENTAL TO THE INTEREST OF THE COMPANY.

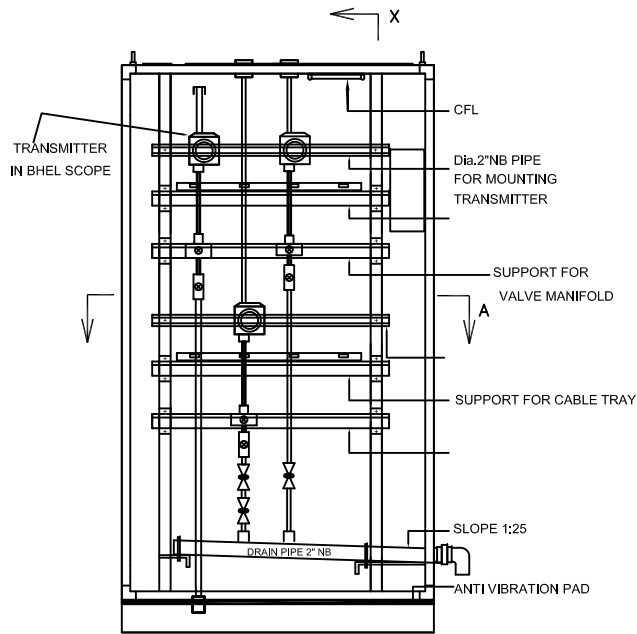


TOP VIEW

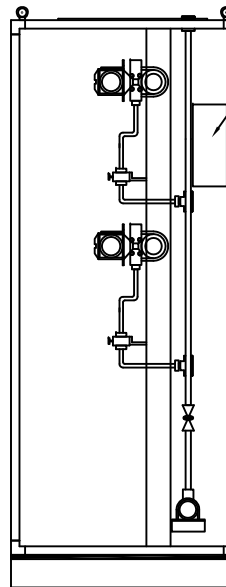


BOTTOM VIEW

CABLE GLAND PLATE

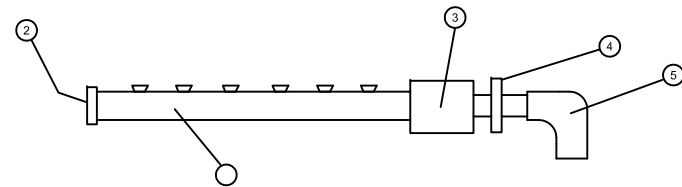


FRONT VIEW



SIDE VIEW FROM X-Y

JUNCTION BOX (INSIDE LIE).



DRAIN PIPE

ITEM	DESCRIPTION	QTY.
1	2" NB ASTM A-106 SCH80/GR-C	A/R
2	2" S.W.CAP,CS ASTM A105	1No.
3	2" NBSW X 1" NPT(F) COUPLING CS ASTM A105	1No.
4	1" NPT (M) X1" BSP(M) HEX. COUPLING, CS ASTM105	1No.
5	1" BSP (F) ELBOW, CS ASTM A105	1No.

REF. DRG. No. FLREF  
SIGN. & DATE  
INVENTORY No.

REV.	DATE	ALTERED -	REV.	DATE	ALTERED -
-	-	CHECKED -	-	-	CHECKED -
		APPROVED -			APPROVED -

NAME	SIGN	DATE
DRAWN SAMY		14.09.2021
CHECKED RKL		14.09.2021
APPROVED RKL		14.09.2021



DEPT. BOP  
CODE 416



PROD / PROJ : -  
CUSTOMER : -

BHARAT HEAVY ELECTRICALS LIMITED.  
ELECTRONICS DIVISION, BANGALORE

TITLE:

OGA-FOR-LIE

No. OF SHEETS 04

SHEET No. 03

WBS. No. -

DRG. No. CE/416/LIE/LIR/OGA2

REV 00

FIRST ANGLE PROJECTION

(ALL DIMENSIONS ARE IN mm)

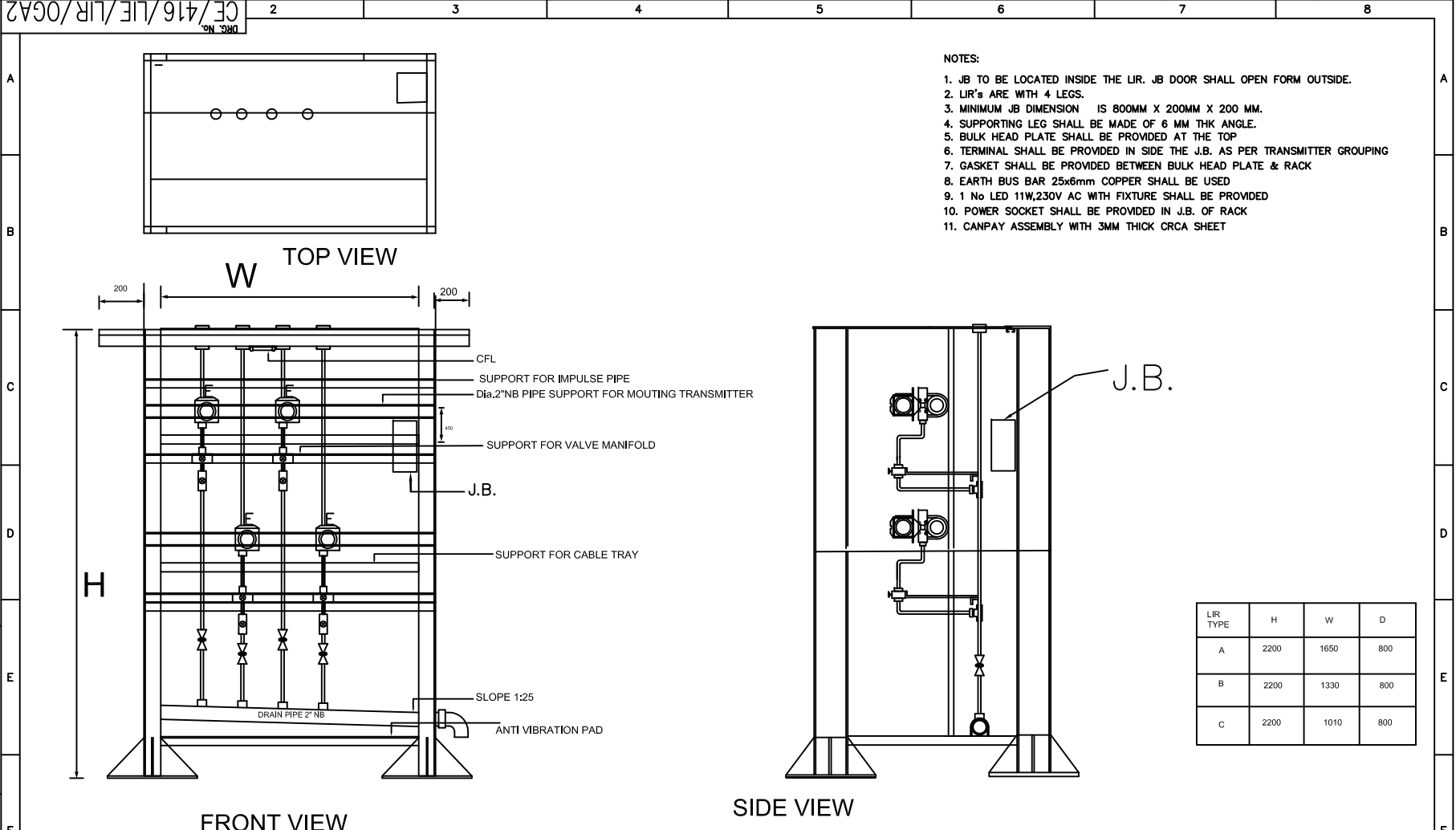
DRG. No. CE/416/LIE/LIR/OGA2

COPYRIGHT AND CONFIDENTIAL  
THE INFORMATION ON THIS DOCUMENT IS THE PROPERTY OF BHARAT HEAVY ELECTRICALS LTD. IT MUST NOT BE USED DIRECTLY OR INDIRECTLY IN ANY WAY DETRIMENTAL TO THE INTEREST OF THE COMPANY.

REF. DRG. No. FLREF

SIGN. & DATE

INVENTORY No.



NOTES:

1. JB TO BE LOCATED INSIDE THE LIR. JB DOOR SHALL OPEN FORM OUTSIDE.
2. LIR's ARE WITH 4 LEGS.
3. MINIMUM JB DIMENSION IS 800MM X 200MM X 200 MM.
4. SUPPORTING LEG SHALL BE MADE OF 6 MM THK ANGLE.
5. BULK HEAD PLATE SHALL BE PROVIDED AT THE TOP
6. TERMINAL SHALL BE PROVIDED IN SIDE THE J.B. AS PER TRANSMITTER GROUPING
7. GASKET SHALL BE PROVIDED BETWEEN BULK HEAD PLATE & RACK
8. EARTH BUS BAR 25x6mm COPPER SHALL BE USED
9. 1 No LED 11W,230V AC WITH FIXTURE SHALL BE PROVIDED
10. POWER SOCKET SHALL BE PROVIDED IN J.B. OF RACK
11. CANPAY ASSEMBLY WITH 3MM THICK CRCA SHEET

PROD / PROJ : -  
CUSTOMER: -

BHARAT HEAVY ELECTRICALS LIMITED.  
ELECTRONICS DIVISION, BANGALORE

REV.	DATE	ALTERED -	REV.	DATE	ALTERED -	NAME	SIGN	DATE
-	-	CHECKED -	-	-	CHECKED -			
		APPROVED -			APPROVED -			
						DRAWN	SAMY	14.09.2021
						CHECKED	RKL	14.09.2021
						APPROVED	RKL	14.09.2021

DEPT. BOP  
CODE 416

TITLE: OGA-FOR-LIR

No. OF SHEETS	04
SHEET No.	04

WBS. No. -

DRG. No. CE/416/LIE/LIR/OGA2

REV 00



A4-10

CE/416/ PATRATU/LIE-LIR/VL

Rev. : 00

Page: 01 of 03

PROJECT : PATRATU 800MW STPP UNIT # 1, 2&3

CUSTOMER : M/s NTPC

CONSULTANT : M/s NTPC

## COMPONENT VENDOR LIST

**COPY RIGHT AND CONFIDENTIAL**

THE INFORMATION ON THIS DOCUMENT IS THE PROPERTY OF BHARAT HEAVY ELECTRICALS LIMITED. IT MUST NOT BE USED DIRECTLY OR INDIRECTLY IN ANY WAY DETRIMENTAL TO THE INTEREST OF THE COMPANY.

REVISIONS :

APPROVED BY

DIPTENDU GHOSH

PREPARED BY

ISSUED

DATE

RAJESH LINGUTLA

416

27/08/22



A4-11

CE/416/PATRATU/LIE-LIR/VL

Rev. No. : 00

Page : 02 of 03

**SUB COMPONENT VENDOR LIST**

SI No	Item Description	Approved Vendors
1	Socket Weld Fittings	PRECISION ENGG INDUSTRIES, MUMBAI
		V.K.INDUSTRIES,BANGALORE
		VIKAS INDUSTRIAL PRODUCTS,NOIDA
		EXCEL HYDRO-PNEUMATICS PVT LTD,MUMBAI
		METPRESS ENGINEERING WORKS,KOLKATA
		BALDOTA VALVE AND FITTINGS PVT LTD,MUMBAI
		PMT ENGINEERS,AHMEDABAD
		FLOWTECH, KOLKATA.
		PANAM ENGINEERS LTD,MUMBAI
		AURA INC,NEW DELHI
		PAUL INDUSTRIES,HOWRAH
		ARCELLOR CONTROLS ,AHMEDABAD
		HP VALVES & FITTINGS (INDIA) PVT. LTD,CHENNAI
		NAV DURGA FORGING AND FITTINGS PVT LTD, THANE, MAHARASTRA.
		PRIME ENGINEERS,MUMBAI
		DYNA FLUID VALVES AND FLOW CONTROLS,UDYAMBAG,BELGAUM
ARYA CRAFTS & ENGINEERING PVT. LTD,MUMBAI		
2	Compression Fitting	PRECISION ENGG INDUSTRIES, MUMBAI
		EXCEL HYDRO-PNEUMATICS PVT LTD, MUMBAI
		ASTEC VALVE & FITTINGS PVT. LTD., MUMBAI
		FLUID CONTROLS PVT. LTD,PUNE
		PANAM ENGINEERS LTD,MUMBAI
		HP VALVES & FITTINGS (INDIA) PVT. LTD, CHENNAI
		SWAGELOCK,USA
		PARKER ,USA
3	Instrument Valves	BHARAT HEAVY ELECTRICALS LIMITED VALVES DIVISION, TIRUCHIRAPALLI, TAMILANADU.
		PARKER ,USA
		EXCEL HYDRO-PNEUMATICS PVT LTD,MUMBAI
		Fluid Control Pvt Ltd, Pune
		BALDOTA VALVE AND FITTINGS PVT LTD,MUMBAI
		HP VALVES & FITTINGS (INDIA) PVT. LTD,CHENNAI
		METPRESS ENGINEERING WORKS,KOLKATA
		SWAGELOK, USA
		INSTRUMENTATION LIMITED,PALGHAT

COPY RIGHT AND CONFIDENTIAL  
THE INFORMATION ON THIS DOCUMENT IS THE PROPERTY OF BHARAT HEAVY ELECTRICALS LIMITED . IT MUST NOT BE  
USED DIRECTLY OR INDIRECTLY IN ANY WAY DETRIMENTAL TO THE INTEREST OF THE COMPANY.



A4-11

CE/416/ PATRATU /LIE-LIR/VL

Rev. No. : 00

Page : 03 of 03

**SUB COMPONENT VENDOR LIST**

SI No	Item Description	Approved Vendors
4	Valve Manifolds	EXCEL HYDRO-PNEUMATICS PVT LTD,MUMBAI
		BALDOTA VALVE AND FITTINGS PVT LTD,MUMBAI
		ASTEC VALVE & FITTINGS PVT. LTD,MUMBAI
		Fluid Control Pvt. Ltd, PUNE
		PARKER, USA.
		SCHNEIDER, GERMANY
		HP VALVES & FITTINGS (INDIA) PVT. LTD,CHENNAI
		MICRO PRECISION PRODUCTS PVT LTD, FARIDABAD, HARYANA.
		METPRESS ENGINEERING WORKS,KOLKATA
		SWAGELOK, USA
		ANDERSON AND GREENWOOD, USA
5	Air Filter Regulator	PLACKA INSTRUMENTS INDIA PVT LTD CHENNAI
		Festo, Bangalore
		Emerson (ASCO) CHENNAI
		Fairchild USA
		SMC Pneumatics NOIDA
6	Impulse Pipes / Seamless Tube	Shavo Norgen, Mumbai
		BHARAT HEAVY ELECTRICALS LTD, TRICHY
		Mahrastra Seamless, Raigarh (CS Pipes Only)
		HEAVY MEATAL TUBES, AHMADABAD (only for CS Pipes & SS Pipes & Tubes)
		RATNAMANI METALS & TUBES LTD, AHMADABAD(only for SS Pipes & Tubes)
		SUMITOMO CORPORATION ,JAPAN
		TPS TECHNITUBE ROHREN WERKE GMBH, GERMANY
		ISMT, Ahamadnagar (CS Pipes Only)
		SANDVIK, SWEDEN. (only for SS Pipes & Tubes)
		VELURIC & MANNESMANN, GERMANY.
7	Instrument cables	POLYCAB ,DAMAN
		Paramount, Khuskhera
		CORDS, Chopanki
		CORDS, Kaharani
		KEI, Bhiwadi
		Kerpen Cables, Germany
		Delton, Faridabad
		UNIVERSAL CABLE, SATNA.
		NICCO, KOLKATA.
		TEW & C, USA.
		HABIA CABLES, SWEDEN.
		LAPP CABLES, GERMANY.
		ELKAY TELE LINKS, FARIDABAD.
		THERMO ELECTR BV, NETHERLAND.
		GUPTA POWER INSTRUMENT PVT LTD, Khurdha.
THERMOCABLES LTD, HYDERBAD		

COPY RIGHT AND CONFIDENTIAL  
THE INFORMATION ON THIS DOCUMENT IS THE PROPERTY OF BHARAT HEAVY ELECTRICALS LIMITED . IT MUST NOT BE  
USED DIRECTLY OR INDIRECTLY IN ANY WAY DETRIMENTAL TO THE INTEREST OF THE COMPANY.

**Note: Bidders Can Propose additional sub component vendors for above items with filling Sub Vendor questionnaire format (which is the part of this specifications), However if same is not approved by customer vendors to provide sub component makes from the approved list without any price impact.**



A4-10

CE/416/ LIE-LIR/QP

Rev. : 00

Page: 01 of 06

PROJECT : PATRATU 800MW STPP UNIT # 1, 2&3

CUSTOMER : M/s NTPC

CONSULTANT : M/s NTPC

**COPY RIGHT AND CONFIDENTIAL**

THE INFORMATION ON THIS DOCUMENT IS THE PROPERTY OF BHARAT HEAVY ELECTRICALS LIMITED. IT MUST NOT BE USED DIRECTLY OR INDIRECTLY IN ANY WAY DETRIMENTAL TO THE INTEREST OF THE COMPANY.

## TYPICAL QUALITY CHECK LIST

REVISIONS :

APPROVED BY

DIPTENDU GHOSH

PREPARED BY

ISSUED

DATE

RAJESH LINGUTLA

416

27/08/22

		MANUFACTURER'S NAME & ADDRESS		MANUFACTURING QUALITY PLAN								
				ITEM : LOCAL INSTRUMENT ENCLOSURE & LOCAL INSTRUMENT RACK		QP Ref NO.: CE/416/LIE-LIR/QP REV. : 00 DT. :14.09.2021 PAGE : 02 OF 06						
S. NO.	COMPONENTS & OPERATIONS	CHARACTERISTICS	CLASS	TYPE OF CHECK	QUANTUM OF CHECK	REFERENCE DOCUMENT	ACCEPTANCE NORMS	FORMAT OF RECORD	AGENCY			REMARKS
									D*	M	C	
1	2	3	4	5	6	7	8	9	**10			11
<b>(A) MATERIAL</b>												
1	CRCA SHEET	A) MATERIAL B) THICKNESS C) HARDNESS D) SURFACE FINISH	MAJOR MAJOR MAJOR MAJOR	CHEMICAL COMPOSITION MEASUREMENT STRENGTH VISUAL	SAMPLE 100% SAMPLE 100%	IS-513 APP.DRG APP.DRG IS-513 IS-513	IS-513 APP.DRG APP.DRG IS-513 IS-513	M.T.C./Q.A.REP. M.T.C./Q.A.REP. M.T.C./Q.A.REP. M.T.C./Q.A.REP.	V P V P	V V V V	V V V V	
2	MS C- CHANNELS / MS ANGLE	A) DIMENSION B) SURFACE DEFECTS C) STRAIGHTNESS	MAJOR MAJOR MAJOR	VISUAL VISUAL MESUERMENT	100% 100% 100%	APP.DRG/ F.S. APP.DRG/ F.S. APP.DRG/ F.S.	APP.DRG/ F.S. APP.DRG/ F.S. APP.DRG/ F.S.	M.T.C./Q.A.REP. M.T.C./Q.A.REP. M.T.C./Q.A.REP.	P V V	V V V	V V V	
3	GASKET	A) DIMENSION B) HARDNESS/SHORE HARDNESS	MAJOR MAJOR	MEASUREMENT MEASUREMENT	SAMPLE SAMPLE	APP.DRG/ F.S. APP.DRG/ F.S.	APP.DRG/ F.S. APP.DRG/ F.S.	M.T.C./Q.A.REP. M.T.C.	P V	V V	V V	
4	TERMINALS	A) TYPE, SIZE & MAKE	MAJOR	VISUAL	100%	APP.DRG	APP.DRG	M.T.C./Q.A.REP.	P	V	V	
		<b>LEGEND :</b> * RECORDS, IDENTIFIED WITH 'TICK' SHALL BE ESSENTIALLY INCLUDED BY CONTRACTOR IN QA DOCUMENTATION. ** M : MANUFACTURER/ SUBCONTRACTOR C: CONTRACTOR/ NOMINATED INSPECTION AGENCY    E : END USER INDICATE 'P' PERFORM, 'W' WITNESS AND 'V' VERIFICATION AS APPROPRIATE "CHP" END USER SHALL IDENTIFIED IN COLUMN 'E'					FOR END USER :		DOC. NO.			
MANUFACTURER /SUBCONTRACTOR		CONTRACTOR						REVIEWED BY		NAME & SIGN OF APPROVING AUTHORITY WITH SEAL		
SIGNATURE												

		MANUFACTURER'S NAME & ADDRESS		MANUFACTURING QUALITY PLAN										
				ITEM : LOCAL INSTRUMENT ENCLOSURE & LOCAL INSTRUMENT RACK		QP Ref NO.: CE/416/LIE-LIR/QP REV. : 00 DT. : 14.09.2021 PAGE : 03 OF 06								
S. NO.	COMPONENTS & OPERATIONS	CHARACTERISTICS	CLASS	TYPE OF CHECK	QUANTUM OF CHECK	REFERENCE DOCUMENT	ACCEPTANCE NORMS	RECORD	D*	M	C	E	REMARKS	
1	2	3	4	5	6	7	8	9					11	
5	PVC WIRE/ CABLE	A) TYPE, SIZE, MAKE	MAJOR	MEASUREMENT	SAMPLE	IS 694/APPD. APP.DRG	IS 694/APPD. APP.DRG	M.T.C./Q.A.REP.		P	V	V	* TYPE / MODEL /RANGE OF COMPONENTS AS PER BOM OF LIE/ LIR .	
6	PAINT	A) SHADE B) FINISH	MAJOR MAJOR	VISUAL VISUAL	SAMPLE SAMPLE	APP. DRG APP. DRG	APP. DRG APP. DRG	M.T.C./Q.A.REP. M.T.C./Q.A.REP.		P P	V V	V V		
7	FLEXIBLE CONDUIT / M.S. CABLE TRAY	A) TYPE, SIZE & MAKE	MAJOR	VISUAL	SAMPLE	APP.DRG	APP.DRG	M.T.C./Q.A.REP.		P	V	V		
<b>(B) COMPONENTS *</b>														
1	VALVES, MANIFOLDS	MECHANICAL	MAJOR	A)CHEM. TEST	SAMPLE	SUPPLIER CAT./ APP.DRG	SUPPLIER CAT./ APP.DRG	M.T.C./Q.A.REP.		V	V	V		
				B)FUNCTIONAL	100%	-DO-	-DO-	M.T.C./Q.A.REP.		P	V	V		
				C) DIMENSION	100%/SAM.	-DO-	-DO-	M.T.C./Q.A.REP.		P	V	V		
				D)HYDROSTATIC	10%	-DO-	-DO-	M.T.C./Q.A.REP.		V	V	V		
2	FITTINGS	MECHANICAL	MAJOR	A)CHEM. TEST	SAMPLE	-DO-	-DO-	M.T.C./Q.A.REP.		V	V	V		
				B) DIMENSION	100%/SAM.	-DO-	-DO-	M.T.C./Q.A.REP.		P	V	V		
				C)HYDROSTATIC	10%	-DO-	-DO-	M.T.C./Q.A.REP.		V	V	V		
3.a	PIPES	MECHANICAL	MAJOR	A)CHEM. & PHY. TEST	SAMPLE	-DO-	-DO-	M.T.C./Q.A.REP.		V	V	V		
				B) DIMENSION	100%/ SAM.	-DO-	-DO-	M.T.C./Q.A.REP.		P	V	V		
		<b>LEGEND :</b> * RECORDS, IDENTIFIED WITH 'TICK' SHALL BE ESSENTIALLY INCLUDED BY CONTRACTOR IN QA DOCUMENTATION. ** M : MANUFACTURER/ SUBCONTRACTOR C: CONTRACTOR/ NOMINATED INSPECTION AGENCY E : END USER INDICATE 'P' PERFORM, 'W' WITNESS AND 'V' VERIFICATION AS APPROPRIATE "CHP" END USER SHALL IDENTIFIED IN COLUMN 'E'					FOR END USER :		DOC. NO.					
MANUFACTURER /SUBCONTRACTOR		CONTRACTOR						REVIEWED BY		NAME & SIGN OF APPROVING AUTHORITY WITH SEAL				
SIGNATURE														

S. NO.		COMPONENTS & OPERATIONS	CHARACTERISTICS	CLASS	TYPE OF CHECK	QUANTUM OF CHECK	REFERENCE DOCUMENT	ACCEPTANCE NORMS	RECORD	M	C	E	REMARKS
1	2	3	4	5	6	7	8	9	D*	**10			11
		<b>MANUFACTURER'S NAME &amp; ADDRESS</b>		<b>MANUFACTURING QUALITY PLAN</b>			<b>ITEM : LOCAL INSTRUMENT ENCLOSURE &amp; LOCAL INSTRUMENT RACK</b> <b>QP Ref NO.: CE/416/LIE-LIR/QP</b> <b>REV. : 00</b> <b>DT. : 14.09.2021</b> <b>PAGE : 04 OF 06</b>						
3.b	TUBES	MECHANICAL	MAJOR	A)CHEM. & PHY. TEST B) DIMENSION C) HYDROSTATIC	SAMPLE 100% 10%	SUPPLIER CAT./ APP.DRG -DO- -DO-	SUPPLIER CAT./ APP.DRG -DO- -DO-	M.T.C./Q.A.REP. M.T.C./Q.A.REP. M.T.C./Q.A.REP.		V P P	V V V	V V V	
<b>(C)</b>	<b>INPROCESS</b>												
1	FABRICATED/CUBICLE AND COMPONENTS	A) DIMENSION B) LIFTING FACILITY C) CABLE ENTRY D) STRAIGHTNESS / WAVINESS E) GASKET ARGMNT. F) DEBURRING G) WELDING H) REMOVAL OF WELDING SLAGS	CRITICAL CRITICAL CRITICAL CRITICAL CRITICAL CRITICAL CRITICAL CRITICAL	MEASUREMENT VISUAL VISUAL VISUAL VISUAL VISUAL VISUAL VISUAL	100% 100% 100% 100%	APP.DRG APP.DRG APP.DRG	APP.DRG APP.DRG APP. APP.DRG	Q.A. REPORT Q.A. REPORT Q.A. REPORT		P P P P	V V V V	V V V V	
		<b>LEGEND :</b> * RECORDS, IDENTIFIED WITH 'TICK' SHALL BE ESSENTIALLY INCLUDED BY CONTRACTOR IN QA DOCUMENTATION. ** M : MANUFACTURER/ SUBCONTRACTOR C: CONTRACTOR/ NOMINATED INSPECTION AGENCY    E : END USER INDICATE 'P' PERFORM, 'W' WITNESS AND 'V' VERIFICATION AS APPROPRIATE "CHP" END USER SHALL IDENTIFIED IN COLUMN 'E'						FOR END USER :	DOC. NO.				
MANUFACTURER /SUBCONTRACTOR		SIGNATURE						REVIEWED BY	NAME & SIGN OF APPROVING AUTHORITY WITH SEAL				

		MANUFACTURER'S NAME & ADDRESS		MANUFACTURING QUALITY PLAN								
				ITEM : LOCAL INSTRUMENT ENCLOSURE & LOCAL INSTRUMENT RACK		QP Ref NO.: CE/416/LIE-LIR/QP REV. : 00 DT. : 14.09.2021 PAGE : 05 OF 06						
S. NO.	COMPONENTS & OPERATIONS	CHARACTERISTICS	CLASS	TYPE OF CHECK	QUANTUM OF CHECK	REFERENCE DOCUMENT	ACCEPTANCE NORMS	FORMAT OF RECORD	AGENCY			REMARKS
									D*	M	C E	
1	2	3	4	5	6	7	8	9	**10			11
2	PRETREATMENT (7 TANK PROCESS)	A) DEGREASING	CRITICAL	VISUAL	100%	IS- 6005/F.S.	IS- 6005/F.S.	Q.A. REPORT	P	V	V	
		B) DERUSTING	CRITICAL	VISUAL	100%	IS- 6005/F.S.	IS- 6005/F.S.	Q.A. REPORT	P	V	V	
		C) PHOSPHATISING	CRITICAL	MEASUREMENT	100%	IS- 6005/F.S.	IS- 6005/F.S.	Q.A. REPORT	P	V	V	
		D) PASSIVATION	CRITICAL	VISUAL	100%	IS- 6005/F.S.	IS- 6005/F.S.	Q.A. REPORT	P	V	V	
3	SURFACE PREPARATION & PAINTING	A) PRIMER(2 COATS)	CRITICAL	VISUAL	100%	APP.DRG	APP.DRG	Q.A.REPORT	P	V	V	
		B) SURFACER	CRITICAL	VISUAL	100%	APP.DRG	APP.DRG	Q.A.REPORT	P	V	V	
		C) FINAL PAINTING	CRITICAL	VISUAL	100%	APP.DRG	APP.DRG	Q.A.REPORT	P	V	V	
		D) THICKNESS	CRITICAL	MEASUREMENT	SAMPLE	APP.DRG	APP.DRG	Q.A.REPORT	P	V	V	
4	ELECTRICAL & MECH.	A) CHECK ARRANGE / LAYOUT OF COMP. & MOUNTING	CRITICAL	VISUAL	100%	APP.DRG	APP.DRG	Q.A.REPORT	P	V	V	
		B) WIRE CLAMPING & FERULING	CRITICAL	VISUAL	100%	APP.DRG	APP.DRG	Q.A.REPORT	P	V	V	
		C) INTERCONNECTION B/W COMPONENT	CRITICAL	VISUAL	100%	APP.DRG	APP.DRG	Q.A.REPORT	P	V	V	
		D)LUG SIZE&CRIMPING	CRITICAL	VISUAL	100%	APPD. APP.DRG	F.S./APP.DRG	Q.A.REPORT	P	V	V	
		E) COMPONENT IDENTIFICATION	CRITICAL	VISUAL	100%	APPD. APP.DRG	APP.DRG	Q.A.REPORT	P	V	V	
		F) WIRE SIZE	MAJOR	VISUAL	SAMPLE	IS-694 / APP.DRG	IS-694 / APP.DRG	M.T.C./QA REP.	P	V	V	
		G) NAME PLATES	CRITICAL	VISUAL	100%	APP.DRG	APP.DRG	Q.A.REPORT	P	V	V	
		H) PIPING	MAJOR	VISUAL	100%	APP.DRG	APP.DRG	Q.A.REPORT	P	V	V	
		<b>LEGEND :</b> * RECORDS, IDENTIFIED WITH 'TICK' SHALL BE ESSENTIALLY INCLUDED BY CONTRACTOR IN QA DOCUMENTATION. ** M : MANUFACTURER/ SUBCONTRACTOR C: CONTRACTOR/ NOMINATED INSPECTION AGENCY E : END USER INDICATE 'P' PERFORM, 'W' WITNESS AND 'V' VERIFICATION AS APPROPRIATE "CHP" END USER SHALL IDENTIFIED IN COLUMN 'E'					FOR END USER :		DOC. NO.			
MANUFACTURER /SUBCONTRACTOR		CONTRACTOR		SIGNATURE		REVIEWED BY		NAME & SIGN OF APPROVING AUTHORITY WITH SEAL				

S. NO.		COMPONENTS & OPERATIONS		CHARACTERISTICS		CLASS		TYPE OF CHECK		QUANTUM OF CHECK		REFERENCE DOCUMENT		ACCEPTANCE NORMS		FORMAT OF RECORD		AGENCY			REMARKS
																		M	C	E	
1		2		3		4		5		6		7		8		9		D* **10			11
<b>MANUFACTURING QUALITY PLAN</b>																					
				<b>MANUFACTURER'S NAME &amp; ADDRESS</b>				<b>ITEM : LOCAL INSTRUMENT ENCLOSURE &amp; LOCAL INSTRUMENT RACK</b>				<b>QP Ref NO.: CE/416/LIE-LIR/QP</b>									
												<b>REV. : 00</b>									
												<b>DT. : 14.09.2021</b>									
												<b>PAGE : 06 OF 06</b>									
<p><b>D) FINAL INSPECTION</b></p> <p>1 A) VERIFICATION OF COMPONENTS /RATING/ ARRANGEMENTS/ LOCATION FOR EASY ACCESSABILITY AND MAINTENANCE .</p> <p>B) COMPLETENESS OF WIRING ,TUBING/ PIPING</p> <p>C) TERMINAL ARRANGEMENTS,SPARE TER-MINALS , EARTH BUS TIN PLATED COPPER)</p> <p>D) PAINT SHADE,THICKNESS &amp; ADHESION</p> <p>E) DOOR ALIGNMENT</p> <p>F) GENERAL APPEARENCE ( STRAIGHTNESS, FREE FROM SCRATCHES, BENDS, DENTS AND SHEET THICKNESS)</p> <p>G) HYDROSTATIC TEST FOR ASSEMBLY. (1.5 TIMES RATED PRESSURE ) (PNEUMATIC TEST FOR PURGING LINES (NO LEAKAGED WITH SOAP SOLUTION)</p> <p>2 OVERALL FINISH</p> <p>3 CONTINUITY TEST</p> <p>4 IR TEST</p> <p>5 HV TEST</p> <p>6 FUNCTIONAL TEST</p> <p>7 IP TEST TYPE TEST</p>																					
<p>M. T.C. = MANUFACTURER'S / MATERIAL TEST CERTIFICATE</p> <p>F.S. = FACTORY STANDARD</p> <p>NOTE :- CUSTOMER / INSPECTION AGENCY / END USER MAY DO INSPECTION ON SAMPLE BASIS</p>																					
<p>Q.A.REP.= QUALITY ASSURANCE REPORT</p> <p>APP. APP.DRG = APPROVED DRAWING</p> <p>SAM. = SAMPLE</p>																					
<p><b>LEGEND :</b></p> <p>* RECORDS, IDENTIFIED WITH 'TICK' SHALL BE ESSENTIALLY INCLUDED BY CONTRACTOR IN QA DOCUMENTATION.</p> <p>** M : MANUFACTURER/ SUBCONTRACTOR</p> <p>C: CONTRACTOR/ NOMINATED INSPECTION AGENCY E : END USER</p> <p>INDICATE 'P' PERFORM, 'W' WITNESS AND 'V' VERIFICATION</p> <p>AS APPROPRIATE "CHP" END USER SHALL IDENTIFIED IN COLUMN 'E'</p>																					
MANUFACTURER /SUBCONTRACTOR				CONTRACTOR												REVIEWED BY			NAME & SIGN OF APPROVING AUTHORITY WITH SEAL		
SIGNATURE																					

<b>i.</b>	<b>Item/Scope of Sub-contracting</b> उप-सम्पिदा(□ नुबध) का मद/ दायरा	
<b>ii.</b>	<b>Address of the registered office</b> पंजीकृत कार्यालय का पता 	<b>Details of Contact Person</b> संपर्क व्यक्ति का विवरण  <b>(Name, Designation, Mobile, Email)</b> (नाम, पदनाम, मोबाइल, ईमेल)
<b>iii.</b>	<b>Name and Address of the proposed Sub-vendor's works where item is being manufactured</b> प्रस्तावित उप-विक्रेता के कार्यों का नाम और पता, जहां मद का निर्माण किया जा रहा है 	<b>Details of Contact Person:</b> संपर्क व्यक्ति का विवरण  <b>(Name, Designation, Mobile, Email)</b> (नाम, पदनाम, मोबाइल, ईमेल)
<b>iv.</b>	<b>Annual Production Capacity for proposed item/scope of sub-contracting</b> उप-सम्पिदा(□ नुबध) के प्रस्तावित मद / दायरे के लिए वार्षिक उत्पादन क्षमता	
<b>v.</b>	<b>Annual production for last 3 years for proposed item/scope of sub-contracting</b> उप-सम्पिदा(□ नुबध) के प्रस्तावित मद / दायरे के लिए पिछले 3 वर्षों का वार्षिक उत्पादन	
<b>vi.</b>	<b>Details of proposed works</b> प्रस्तावित कार्यों का विवरण	
1.	<b>Year of establishment of present works</b> वर्तमान फैक्टरी की स्थापना का वर्ष	
2.	<b>Year of commencement of manufacturing at above works</b> उपरोक्त फैक्टरी में निर्माण कार्य शुरू होने का वर्ष	
3.	<b>Details of change in Works address in past (if any)</b> पूर्व में फैक्टरी स्थल में परिवर्तन का विवरण (यदि कोई हो)	
4.	<b>Total Area</b> कुल क्षेत्र <b>Covered Area</b> शामिल क्षेत्र	
5.	<b>Factory Registration Certificate</b> फैक्टरी पंजीकरण प्रमाण पत्र	<b>Details attached at Annexure – F2.1</b> विवरण अनुलग्नक- एफ 2.1 पर संलग्न है
6.	<b>Design/ Research &amp; development set-up</b> डिजाइन / अनुसंधान और विकास सेटअप ( <b>No. of manpower, their qualification, machines &amp; tools employed etc.</b> ) (श्रमिकों की संख्या, उनकी योग्यता, मशीन और उपलब्ध उपकरण आदि)	<b>Applicable / Not applicable if manufacturing is as per Main Contractor/purchaser design</b> <b>Details attached at Annexure – F2.2</b> <b>(if applicable)</b> लागू / लागू नहीं, अगर विनिर्माण मुख्य संविदाकार / खरीददार के डिजाइन के अनुसार है। विवरण अनुलग्नक –एफ 2.2 पर संलग्न है। (यदि लागू हो)
7.	<b>Overall organization Chart with Manpower Details (Design/Manufacturing/Quality etc)</b> मैनपावर विवरण के साथ समग्र संगठन का चार्ट ( डिजाइन / विनिर्माण / गुणवत्ता आदि )	<b>Details attached at Annexure – F2.3</b> विवरण अनुलग्नक – F2.3 में संलग्न है।
8.	<b>After sales service set up in India, in case of foreign sub-vendor(Location, Contact Person, Contact details etc.)</b> भारत	<b>Applicable / Not applicable</b> लागू / लागू नहीं

	में विक्री सेवा की स्थापना के बाद, विदेशी उप-विक्रेता के मामले में( स्थल , संपर्क व्यक्ति, संपर्क विवरण आदि)	<i>Details attached at Annexure – F2.4</i> विवरण अनुलग्नक -2.4 पर संलग्न है।			
9.	<i>Manufacturing process execution plan with flow chart indicating various stages of manufacturing from raw material to finished product including outsourced process, if any</i> फ्लोचार्ट सहित विनिर्माण प्रक्रिया निष्पादन योजना , जिसमें आउटसोर्स प्रक्रिया, यदि कोई हो, सहित कच्चे माल से तैयार उत्पाद तक विनिर्माण के विभिन्न चरणों को दर्शाया गया हो,	<i>Details attached at Annexure – F2.5</i> विवरण अनुलग्नक - F2.5में संलग्न है।			
10.	<i>Sources of Raw Material/Major Bought Out Item</i> कच्चे माल के स्रोत / खरीदे हुए मुख्य मद	<i>Details attached at Annexure – F2.6</i> विवरण अनुलग्नक - F2.6में संलग्न है।			
11.	<i>Quality Control exercised during receipt of raw material/BOI, in-process , Final Testing, packing</i> कच्चे माल / खरीदे हुए मद, प्रक्रियाबद्ध, अंतिम परीक्षण, पैकिंग करते समय गुणवत्ता नियंत्रण	<i>Details attached at Annexure – F2.7</i> विवरण अनुलग्नक - F2.7 पर संलग्न है			
12.	<i>Manufacturing facilities (List of machines, special process facilities, material handling etc.)</i> विनिर्माण सुविधा( मशीनों की सूची , विशेष प्रक्रिया सुविधाएं, सामग्री रख-रखाव आदि)	<i>Details attached at Annexure – F2.8</i> विवरण अनुलग्नक - F2.8में संलग्न है।			
13.	<i>Testing facilities (List of testing equipment)</i> परीक्षण सुविधाएं( परीक्षण उपकरण की सूची )	<i>Details attached at Annexure – F2.9</i> विवरण अनुलग्नक – F2. 9 में संलग्न है।			
14.	<i>If manufacturing process involves fabrication then-</i> यदि निर्माण प्रक्रिया में फेब्रिकेशन की गई है तो- <i>List of qualified Welders</i> पात्र वेल्डर की सूची <i>List of qualified NDT personnel with area of specialization</i> विशेषज्ञता के क्षेत्र सहित पात्र एनडीटी कार्मिकों की सूची	<i>Applicable / Not applicable</i> लागू / लागू नहीं <i>Details attached at Annexure – F2.10</i> विवरण अनुलग्नक - F2.10में संलग्न है। <i>(if applicable)</i> लागू / लागू नहीं			
15.	<i>List of out-sourced manufacturing processes with Sub-Vendors’ names &amp; addresses</i> सब-वेंडर द्वारा बाह्य स्रोतों (उनके नाम और पते सहित)से करवाएं गए निर्माण प्रक्रियाओं की सूची	<i>Applicable / Not applicable</i> लागू / लागू नहीं <i>Details attached at Annexure. –F2.11</i> विवरण अनुलग्नक - F2.10में संलग्न है। <i>(if applicable)</i> (यदि लागू हो)			
16.	<i>Supply reference list including recent supplies</i> नवीनतम आपूर्ति सहित आपूर्ति संदर्भ सूची	<i>Details attached at Annexure – F2.12</i> विवरण अनुलग्नक - F2.12 में संलग्न है। <i>(as per format given below)</i> ( नीचे दिए गए प्रारूप के अनुसार )			
<i>Project/ package परियोजना /पैकेज</i>	<i>Customer Name</i> ग्राहक का नाम	<i>Supplied Item (Type/Rating/Model /Capacity/Size etc)</i> आपूर्ति की गई वस्तु (प्रकार / रेटिंग / मॉडल / क्षमता / आकार आदि)	<i>PO ref no/date</i> पीओ संदर्भ सं. / तिथि	<i>Supplied Quantity</i> आपूर्ति की मात्रा	<i>Date of Supply</i> आपूर्ति की तारीख
17.	<i>Product satisfactory performance feedback letter/certificates/End User Feedback</i> उत्पाद के संतोषजनक प्रदर्शन संबंधी फीडबैक पत्र / प्रमाण पत्र / अंतिम उपयोगकर्ता फीडबैक			<i>Attached at annexure - F2.13</i> अनुलग्नक F2. 3पर संलग्न है	
18.	<i>Summary of Type Test Report (Type Test Details, Report No, Agency, Date of testing) for the proposed product</i>			<i>Applicable / Not applicable</i> लागू / लागू नहीं	

	( <i>similar or higher rating</i> ) प्रस्तावित उत्पाद (एक समान या उच्च रेटिंग वाले) के लिए टाइप टेस्ट रिपोर्ट (टाइप टेस्ट विवरण, रिपोर्ट संख्या, एजेंसी, जांच की तारीख) का सारांश नोट: - रिपोर्ट प्रस्तुत करने की आवश्यकता नहीं है <i>Note:- Reports need not to be submitted</i>	<i>Details attached at Annexure – F2.14</i> विवरण अनुलग्नक - F2.1 4में संलग्न है ( <i>if applicable</i> ) (यदि लागू हो)
19.	<i>Statutory / mandatory certification for the proposed product</i> प्रस्तावित उत्पाद के लिए वैधानिक / अनिवार्य प्रमाणीकरण	<i>Applicable / Not applicable</i> लागू / लागू नहीं <i>Details attached at Annexure – F2.15</i> ( <i>if applicable</i> ) (यदि लागू हो)
20.	<i>Copy of ISO 9001 certificate</i> आईएसओ 9001 प्रमाण पत्र की प्रति ( <i>if available</i> (यदि उपलब्ध हो))	<i>Attached at Annexure – F2.16</i> अनुलग्नक में संलग्न - F2.1 6 है
21.	<i>Product technical catalogues for proposed item (if available)</i> प्रस्तावित मद के लिए उत्पाद तकनीकी कैटलॉग (यदि उपलब्ध हो)	<i>Details attached at Annexure – F2.17</i> विवरण अनुलग्नक - F2.1 7 में संलग्न है

<i>Name:</i>		<i>Desig:</i>		<i>Sign:</i>		<i>Date:</i>	
<i>नाम:</i>		<i>पद:</i>		<i>हस्ता</i>		<i>तिथि:</i>	
				<i>क्षर:</i>			

*Company's Seal/Stamp:- कंपनी की मुहर / मोहर: -*