	PROJECT	Standby SRU & Additional Tanks IOCL Paradip Refinery		
	CLIENT	INDIAN OIL CORPORATION LIMITED		
QCP-PRE-COMMISSIONING & COMMISSIONING	Project No. 080557C001	Document No. 080557C-000-QCP-1300-051	Rev. No. A	Page 1 of 3

**PRECOMMISSIONING/COMMISSIONING – QUALITY CONTROL
PLAN**

PIPING



QC REPORT CODE	DESCRIPTION	NOTES
QCR 1300.P51	LINES CLEANING	
QCR 1300.P52	LINES SPECIAL CLEANING	
QCR 1300.P53	REINSTATEMENT	
QCR 1300.P54	DRYING	
QCR 1300.P55	GROSS LEAK TEST	
QCR 1300.P56	BLINDS INSTALLATION	
QCR 1300.P57	LOCK OPEN /CAR SEALS INSTALLATION	
QCR 1300.P58	SPRING SUPPORTS COLD SETTING	
QCR 1300.P59	FLOW ELEMENTS AND RESTRICTION ORIFICES INSTALLATION	
QCR 1300.P60	PRESSURE SAFETY VALVES INSTALLATION	
QCR 1300.P61	TEMPORARY STRAINERS INSTALLATION	
QCR 1300.P62	BOLT TORQUING/TENSIONING CHECK REPORT	(1)
QCR 1300.C51	PURGING	
QCR 1300.C52	TIGHTNESS TEST	
QCR 1300.C53	SPRING SUPPORTS HOT SETTING	
W12	MISCELLANEA - INSPECTION REPORT	

(1): Single certificate for each item

GENERAL NOTES

- THE ENCLOSED ITP'S ARE INDICATIVE AND SHALL BE FOLLOWED FOR DEVELOPING THEJOB SPECIFIC ITP'S FOR THE WORKS TO BE PERFORMED BY THE CONTRACTOR. THE PROVISIONS INDICATED FOR STAGE WISE INSPECTION BY TECHNIP AND OWNER (FOR SPECIFIC ACTIVITIES) ARE THE MINIMUM AND THE ENGINEER-IN- CHARGE MAY DECIDE TO INCREASE HOLD POINTS/ WITNESS POINTS, WHILE APPROVING THE JOB SPECIFIC ITP'S. ACTIVITIES FOR WHICH ITP'S ARE NOT PROVIDED IN THIS SPECIFICATION. CONTRACTOR TO DEVELOP AND GET THE SAME APPROVED BY TECHNIP/OWNER BEFORE START OF THE WORK. IN GENERAL ROLE OF TECHNIP HAS BEEN SPECIFIED IN THE DOCUMENT THE ROLE OF OWNER TO BE SPECIFIED DURING PREPARATION OF SITE SPECIFIC ITP'S.
- CONTRACTOR TO SUBMIT JOB SPECIFIC REPORTING FORMATS AND JOB PROCEDURES FOR THE JOBS FOR EACH ACTIVITY LISTED IN THE ITP'S AND SUBMIT TO TECHNIP/OWNER FOR APPROVAL. BEFORE COMMENCEMENT OF THE ACTIVITY. IF THE CONTRACTOR HAS TO DEVIATE FROM THE GIVEN ITP FOR A VALID REASON, HE SHALL OBTAIN PRIOR WRITTEN APPROVAL OF TECHNIP/OWNER. CONTRACTOR TO CARRY OUT 100% EXAMINATION OF ALL ACTIVITIES.

A	21/10/2019	ISSUED FOR INFORMATION	SMP	PKP	LA/ANJ	JMC
REV.	DATE	DESCRIPTION	PREPARED	CHECKED	APPROVED	AUTHORIZED

 	PROJECT	Standby SRU & Additional Tanks IOCL Paradip Refinery		
	CLIENT	INDIAN OIL CORPORATION LIMITED		
QCP-PRE-COMMISSIONING & COMMISSIONING	Project No. 080557C001	Document No. 080557C-000-QCP-1300-051	Rev. No. A	Page 2 of 3



PRECOMMISSIONING/COMMISSIONING – QUALITY CONTROL PLAN

PIPING

S.No	CHECK AND TEST DESCRIPTION	QCR CODE	ACTION		NOTES
			CONTRACTOR	TECHNIP	
A	CLEANING				
1	LINES CLEANING	1300.P51	WC	W	
2	LINES SPECIAL CLEANING	1300.P52	WC	H/W	(1)
3	REINSTATEMENT	1300.P53	WC	W/R	
4	DRYING	1300.P54	WC	W/R	
5	GROSS LEAK TEST	1300.P55	WC	H/W	
B	BLINDS INSTALLATION	1300.P56	WC	W/R	
C	LOCK CLOSE/CAR SEALS INSTALLATION	1300.P57	WC	W/R	(2)
D	SPRING SUPPORTS COLD SETTING	1300.P58	WC	W/R	
E	FLOW ELEMENTS AND RESTRICTION ORIFICES INSTALLATION	1300.P59	WC	W/R	
F	PRESSURE SAFETY VALVES INSTALLATION	1300.P60	WC	W/R	
G	TEMPORARY STRAINERS INSTALLATION	1300.P61	WC	W/R	
H	BOLT TORQUING/TENSIONING CHECK REPORT	1300.P62	WC	W/R	
I	PURGING	1300.C51	WC	W/R	
J	TIGHTNESS TEST	1300.C52	WC	W	

This document is developed by TECHNIP India Limited and the information it contains is property of Indian Oil Corporation Ltd. It shall not be used for any purpose other than that for which it is supplied.

CONFIDENTIAL – Not to disclose without Authorization

 	PROJECT	Standby SRU & Additional Tanks IOCL Paradip Refinery		
	CLIENT	INDIAN OIL CORPORATION LIMITED		
QCP-PRE-COMMISSIONING & COMMISSIONING	Project No. 080557C001	Document No. 080557C-000-QCP-1300-051	Rev. No. A	Page 3 of 3

S.NO	CHECK AND TEST DESCRIPTION	QCR CODE	CONTRACTOR	TECHNIP	NOTES.
K	SPRING SUPPORTS HOT SETTING	1300.C53	WC	W/R	
L	MISCELLANEA - INSPECTION REPORT	W12			(3)

(1): The relevant result summary will be attached according to the cleaning method performed.

(2): To be performed during pre-commissioning or commissioning phase

(3) Split of site inspection responsibilities depends from the type of the inspection performed and the Contract requirements

SITE INSPECTION EXTENT LEGENDA

H = HOLD (Stop Work for Inspection - RFI required)
 W = WITNESS (RFI required)
 S = SURVEILLANCE (NO RFI)
 R = REVIEW of QC REPORTS
 N.A. = NOT APPLICABLE
 A = DOCUMENT APPROVAL
 WC = 100 % SUPERVISION AND EXAMINATION BY CONTRACTOR.



 	PROJECT:		
	COMPANY:		
QUALITY CONTROL REPORT	1300.P51	PROJ. No.:	REV. 0 SH. _1_ OF _1_
		CONTRACTOR:	

PRECOMMISSIONING – QUALITY CONTROL REPORT
PIPING
LINES CLEANING

MC PACKAGE:		UNIT:		SYSTEM:			
Cleaning method		W : WATER FLUSHING A : AIR BLOWING	S : STEAM BLOWING H : HYDROJETTING	M : MECHANICAL CLEANING O :			
LINE No.	P&ID No.	CLEANING METHOD	REMARKS	DATE	WITNESSING		
					CONTRACTOR	TECHNIP	OWNER

NOTE:

INSPECTORS	CONTRACTOR	TECHNIP	OWNER
NAME			
SIGNATURE			
DATE			


 	PROJECT:
	COMPANY:
QUALITY CONTROL REPORT	PROJ. No.: REV. 0 SH. _1_ OF ____ CONTRACTOR:

PRECOMMISSIONING – QUALITY CONTROL REPORT
PIPING
LINES SPECIAL CLEANING

MC PACKAGE:		UNIT:		SYSTEM:				
Cleaning method		D : DEGREASING C : CHEMICAL CLEANING		L : LUBE OIL FLUSHING O :				
LINE No.	P&ID No.	CLEANING METHOD	REMARKS	DATE	WITNESSING			
					CONTRACTOR	TECHNIP	OWNER	THIRD PARTY

NOTE:

INSPECTORS	CONTRACTOR	TECHNIP	OWNER
NAME			
SIGNATURE			
DATE			



 	PROJECT:		
	COMPANY:		
QUALITY CONTROL REPORT	1300.P52A	PROJ. No.:	REV. 0 SH. ____ OF ____
		CONTRACTOR:	

PRECOMMISSIONING – QUALITY CONTROL REPORT
PIPING
DEGREASING RESULT SUMMARY

MC PACKAGE:		UNIT:		SYSTEM:				
SPECIAL CLEANING CIRCUIT DESCRIPTION: _____ SPECIAL CLEANING PROCEDURE: _____								
DEGREASING FINAL RESULT								
DATE	TIME	TEMP (°C)	pH	ALKALINITY	PHOSPHATE (%)	OIL & GREASE (ppm)	TSS (ppm)	REMARKS

NOTE:

INSPECTORS	CONTRACTOR	TECHNIP	OWNER
NAME			
SIGNATURE			
DATE			

 	PROJECT:
	COMPANY:
QUALITY CONTROL REPORT	1300.P52B
PROJ. No.: REV. 0 SH. ____ OF ____	
CONTRACTOR:	

PRECOMMISSIONING – QUALITY CONTROL REPORT
PIPING
ACID CLEANING RESULT SUMMARY

MC PACKAGE:	UNIT:	SYSTEM:					
SPECIAL CLEANING CIRCUIT DESCRIPTION: _____ SPECIAL CLEANING PROCEDURE: _____							
ACID CLEANING FINAL RESULT							
DATE	TIME	TEMP (°C)	pH	CITRIC ACID (%)	IRON (ppm)	CORROSION RATE (mpy)	REMARKS

NOTE:

INSPECTORS	CONTRACTOR	TECHNIP	OWNER
NAME			
SIGNATURE			
DATE			



 	PROJECT:
	COMPANY:
QUALITY CONTROL REPORT	1300.P52C PROJ. No.: REV. 0 SH. ____ OF ____ CONTRACTOR:

PRECOMMISSIONING – QUALITY CONTROL REPORT
PIPING
PASSIVATION RESULT SUMMARY

MC PACKAGE:	UNIT:	SYSTEM:		
SPECIAL CLEANING CIRCUIT DESCRIPTION: _____ SPECIAL CLEANING PROCEDURE: _____				
PASSIVATION FINAL RESULT				
DATE	TIME	TEMP (°C)	pH	REMARKS

NOTE:

INSPECTORS	CONTRACTOR	TECHNIP	OWNER
NAME			
SIGNATURE			
DATE			

 	PROJECT :		
	COMPANY:		
QUALITY CONTROL REPORT	1300.P52D	PROJ. No.:	REV. 0 SH. ____ OF ____
		CONTRACTOR:	

PRECOMMISSIONING – QUALITY CONTROL REPORT

PIPING

LUBE OIL FLUSHING RESULT SUMMARY

MC PACKAGE:		UNIT:		SYSTEM:			
SPECIAL CLEANING CIRCUIT DESCRIPTION: _____ SPECIAL CLEANING PROCEDURE: _____							
LUBE OIL FLUSHING FINAL RESULT							
DATE	TIME	FLOWRATE (lpm)	TEMP (°C)	PIPE SIZE AND SCHEDULE	PARTICLE COUNT	ACCEPTED Y / N	REMARKS

NOTE:

INSPECTORS	CONTRACTOR	TECHNIP	OWNER
NAME			
SIGNATURE			
DATE			



 	PROJECT:		
	COMPANY:		
QUALITY CONTROL REPORT	1300.P53	PROJ. No.:	REV. 0 SH. ____ OF ____
		CONTRACTOR:	

PRECOMMISSIONING – QUALITY CONTROL REPORT
PIPING
REINSTATEMENT

MC PACKAGE:		UNIT:		SYSTEM:			
LINE No.	P&ID No.	REMARKS	DATE	WITNESSING			
				CONTRACTOR	TECHNIP	OWNER	THIRD PARTY

NOTE:

INSPECTORS	CONTRACTOR	TECHNIP	OWNER
NAME			
SIGNATURE			
DATE			



 	PROJECT:
	COMPANY:
QUALITY CONTROL REPORT	1300.P54 PROJ. No.: REV. 0 SH. _1_ OF _2_ CONTRACTOR:

<p align="center">PRECOMMISSIONING – QUALITY CONTROL REPORT</p> <p align="center"><i>PIPING</i></p> <p align="center">DRYING</p>

MC PACKAGE:		UNIT:		SYSTEM:			
LINE No.	P&ID No.	REMARKS	DATE	WITNESSING			
				CONTRACTOR	TECHNIP	OWNER	THIRD PARTY

NOTE:

INSPECTORS	CONTRACTOR	TECHNIP	OWNER
NAME			
SIGNATURE			
DATE			

 	PROJECT:
	COMPANY:
QUALITY CONTROL REPORT	1300.P54
PROJ. No.: REV. 0 SH. _2_ OF _2_	
CONTRACTOR:	

PRECOMMISSIONING – QUALITY CONTROL REPORT
PIPING
DRYING RESULT SUMMARY

MC PACKAGE:	UNIT:	SYSTEM:
DRIED CIRCUIT DESCRIPTION: _____ DRYING PROCEDURE: _____		
DRYING FLUID:	<input type="checkbox"/> AIR <input type="checkbox"/> NITROGEN <input type="checkbox"/> OTHER _____	
DRYING CONDITION:	DRYING GAS PRESSURE _____ Kg/cm ² g DRYING GAS TEMPERATURE _____ °C DRYING PERIOD _____ Hours	
DRYING FINAL RESULT:		
SAMPLE POINT NUMBER		
<input type="checkbox"/> VISIBLE FREE WATER (Y/N)		
<input type="checkbox"/> MOISTURE (ppm)		
<input type="checkbox"/> DEW POINT (°C)		

NOTE:

INSPECTORS	CONTRACTOR	TECHNIP	OWNER
NAME			
SIGNATURE			
DATE			

 	PROJECT:		
	COMPANY:		
QUALITY CONTROL REPORT	1300.P55	PROJ. No.:	REV. 0 SH. _1_ OF _2_
		CONTRACTOR:	

PRECOMMISSIONING – QUALITY CONTROL REPORT
PIPING
GROSS LEAK TEST

MC PACKAGE:		UNIT:		SYSTEM:			
LINE No.	P&ID No.	REMARKS	DATE	WITNESSING			
				CONTRACTOR	TECHNIP	OWNER	THIRD PARTY

NOTE:

INSPECTORS	CONTRACTOR	TECHNIP	OWNER
NAME			
SIGNATURE			
DATE			

 	PROJECT:
	COMPANY:
QUALITY CONTROL REPORT	1300.P55 PROJ. No.: REV. 0 SH. <u>2</u> OF <u>2</u> CONTRACTOR:

PRECOMMISSIONING – QUALITY CONTROL REPORT
PIPING
GROSS LEAK TEST RESULT SUMMARY

MC PACKAGE:	UNIT:	SYSTEM:
TEST CIRCUIT DESCRIPTION: _____ TEST PROCEDURE: _____		
TESTING FLUID:	<input type="checkbox"/> AIR <input type="checkbox"/> NITROGEN <input type="checkbox"/> WATER <input type="checkbox"/> OTHER _____	
TESTING CONDITION:	CIRCUIT NORMAL OPERATING PRESSURE _____ Kg/cm ² g LEAK TEST PRESSURE _____ Kg/cm ² g TEST DURATION _____ Hours PRESSURE DROP _____ Kg/cm ²	

NOTE:

INSPECTORS	CONTRACTOR	TECHNIP	OWNER
NAME			
SIGNATURE			
DATE			

 	PROJECT:		
	COMPANY:		
QUALITY CONTROL REPORT	1300.P56	PROJ. No.:	REV. 0 SH. _1_ OF _1_
		CONTRACTOR:	

PRECOMMISSIONING – QUALITY CONTROL REPORT
PIPING
BLINDS INSTALLATION

MC PACKAGE:		UNIT:		SYSTEM:					
TAG No.	LINE No.	P&ID No.	POSITION (O/C)	REMARKS	DATE	WITNESSING			
						CONTRACTOR	TECHNIP	OWNER	THIRD PARTY

NOTE:

INSPECTORS	CONTRACTOR	TECHNIP	OWNER
NAME			
SIGNATURE			
DATE			

 	PROJECT:		
	COMPANY:		
QUALITY CONTROL REPORT	1300.P57	PROJ. No.:	REV. 0 SH. _1_ OF _1_
		CONTRACTOR:	

PRECOMMISSIONING – QUALITY CONTROL REPORT
PIPING
LOCK OPEN /CLOSE //CAR SEALS INSTALLATION

MC PACKAGE:		UNIT:		SYSTEM:					
TAG No.	LINE No.	P&ID No.	POSITION (O/C)	REMARKS	DATE	WITNESSING			
						CONTRACTOR	TECHNIP	OWNER	THIRD PARTY

NOTE:

INSPECTORS	CONTRACTOR	TECHNIP	OWNER
NAME			
SIGNATURE			
DATE			



 		PROJECT :	
		COMPANY:	
QUALITY CONTROL REPORT	1300.P59	PROJ. No.:	REV. 0 SH. _1_ OF _1_
		CONTRACTOR:	

PRECOMMISSIONING – QUALITY CONTROL REPORT
PIPING
FLOW ELEMENTS AND RESTRICTION ORIFICES INSTALLATION

MC PACKAGE:			UNIT:		SYSTEM:			
TAG No.	LINE No.	P&ID No.	REMARKS	DATE	WITNESSING			
					CONTRACTOR	TECHNIP	OWNER	THIRD PARTY

NOTE:

INSPECTORS	CONTRACTOR	TECHNIP	OWNER
NAME			
SIGNATURE			
DATE			



 		PROJECT:	
		COMPANY:	
QUALITY CONTROL REPORT	1300.P60	PROJ. No.:	REV. 0 SH. _1_ OF _1_
		CONTRACTOR:	

PRECOMMISSIONING – QUALITY CONTROL REPORT
PIPING
PRESSURE SAFETY VALVES INSTALLATION

MC PACKAGE:		UNIT:		SYSTEM:			
TAG No.	P&ID No.	REMARKS	DATE	WITNESSING			
				CONTRACTOR	TECHNIP	OWNER	THIRD PARTY

NOTE:

INSPECTORS	CONTRACTOR	TECHNIP	OWNER
NAME			
SIGNATURE			
DATE			

 	PROJECT:		
	COMPANY:		
QUALITY CONTROL REPORT	1300.P62	PROJ. No.:	REV. 0 SH. _1_ OF _1_
		CONTRACTOR:	

PRECOMMISSIONING – QUALITY CONTROL REPORT

PIPING



BOLT TORQUING/TENSIONING CHECK REPORT

SYSTEM NUMBER:				FLANGED JOINT NUMBER:			
AREA:				TARGET TORQUE/TENSION VALUE (Nm):			
ISO No.:				LINE:			
Torque/Tension Tool Type:				Pump/Gauge Serial Number:			
Torque/Tension Tool Serial No's:				Pump Pressure Target (bar):			
Coverage (number of tensioners/number of bolts):							
Flange Material	YES	NO	Joint Size (inch)	YES	NO		
Bolt Material:	YES	NO	Joint Rating:	YES	NO		
Bolt Dia (inch):	YES	NO	Gasket Type:	YES	NO		
Bolt Qty:	YES	NO	Lubricated Bolt	YES	NO		
Torquing/Tensioning Values (Nm)							
<u>Torque/Tension</u> 30%	Pump Pressure applied (bar)	Done	<u>Torque/Tension</u> 60%	Pump Pressure applied (bar)	Done	<u>Torque/Tension</u> 100%	Pump Pressure applied (bar)
		<input type="checkbox"/>			<input type="checkbox"/>		<input type="checkbox"/>
Is the gasket outer ring visual check acceptable?			YES	NO			

NOTE:

ID No. Performer:

INSPECTORS	CONTRACTOR	TECHNIP	OWNER
NAME			
SIGNATURE			
DATE			

 	PROJECT:		
	COMPANY:		
QUALITY CONTROL REPORT	1300.C51	PROJ. No.:	REV. 0 SH. _1_ OF _2_
		CONTRACTOR:	

COMMISSIONING – QUALITY CONTROL REPORT
PIPING
PURGING

MC PACKAGE:		UNIT:		SYSTEM:			
LINE No.	P&ID No.	REMARKS	DATE	WITNESSING			
				CONTRACTOR	TECHNIP	OWNER	THIRD PARTY

NOTE:

INSPECTORS	CONTRACTOR	TECHNIP	OWNER
NAME			
SIGNATURE			
DATE			



PROJECT:

COMPANY:

QUALITY CONTROL REPORT

1300.C51

PROJ. No.: REV. 0 SH. _2_ OF _2_



CONTRACTOR:

COMMISSIONING – QUALITY CONTROL REPORT***PIPING*****PURGING RESULT SUMMARY**

MC PACKAGE:	UNIT:	SYSTEM:								
PURGED CIRCUIT DESCRIPTION: _____										
PURGING PROCEDURE: _____										
PURGING FLUID:	<input type="checkbox"/> STEAM <input type="checkbox"/> NITROGEN <input type="checkbox"/> OTHER									
PURGING CONDITION:	<input type="checkbox"/> PURGE OUT DURATION _____ Hours <input type="checkbox"/> CONTINUOUS PURGING DURATION _____ Hours <input type="checkbox"/> PRESSURE CYCLES No. ____ PRESSURE _____ Kg/cm ² g									
PURGING FINAL RESULT:										
SAMPLE POINT NUMBER										
RESIDUAL O₂ CONTENT (%)										

NOTE:

INSPECTORS	CONTRACTOR	TECHNIP	OWNER
NAME			
SIGNATURE			
DATE			


 	PROJECT:		
	COMPANY:		
QUALITY CONTROL REPORT	1300.C52	PROJ. No.:	REV. 0 SH. _1_ OF _2_
		CONTRACTOR:	

COMMISSIONING – QUALITY CONTROL REPORT
PIPING
TIGHTNESS TEST

MC PACKAGE:		UNIT:		SYSTEM:			
LINE No.	P&ID No.	REMARKS	DATE	WITNESSING			
				CONTRACTOR	TECHNIP	OWNER	THIRD PARTY

NOTE:

INSPECTORS	CONTRACTOR	TECHNIP	OWNER
NAME			
SIGNATURE			
DATE			

 	PROJECT:
	COMPANY:
QUALITY CONTROL REPORT	1300.C52
PROJ. No.: REV. 0 SH. _2_ OF _2_ CONTRACTOR:	

COMMISSIONING – QUALITY CONTROL REPORT
PIPING
TIGHTNESS TEST RESULT SUMMARY

MC PACKAGE:	UNIT:	SYSTEM:
TEST CIRCUIT DESCRIPTION: _____		
TEST PROCEDURE: _____		
TESTING FLUID:	<input type="checkbox"/> AIR <input type="checkbox"/> NITROGEN <input type="checkbox"/> WATER <input type="checkbox"/> OTHER _____	
TESTING CONDITION:	CIRCUIT NORMAL OPERATING PRESSURE _____ Kg/cm ² g TIGHTNESS TEST PRESSURE _____ Kg/cm ² g TEST DURATION _____ Hours PRESSURE DROP _____ Kg/cm ²	

NOTE:

INSPECTORS	CONTRACTOR	TECHNIP	OWNER
NAME			
SIGNATURE			
DATE			


 	PROJECT:
	COMPANY:
QUALITY CONTROL REPORT	1300.C53 PROJ. No.: REV. 0 SH. _1_ OF _1_ CONTRACTOR:

<p align="center">COMMISSIONING – QUALITY CONTROL REPORT</p> <p align="center"><i>PIPING</i></p> <p align="center">SPRING SUPPORTS HOT SETTING</p>

MC PACKAGE:		UNIT:		SYSTEM:					
TAG No.	LINE No.	P&ID No.	HOT SET OK (Y/N)	REMARKS	DATE	WITNESSING			
						CONTRACTOR	TECHNIP	OWNER	THIRD PARTY

NOTE:

INSPECTORS	CONTRACTOR	TECHNIP	OWNER
NAME			
SIGNATURE			
DATE			

 	PROJECT:
	COMPANY:
QUALITY CONTROL REPORT W 12	PROJ. No.: REV. 0 SH. _1_ OF _1_
	CONTRACTOR:

INSPECTION REPORT			
1. PURPOSE OF INSPECTION _____			
QCP _____	CHECK STEP _____	AREA _____	
2. ITEM IDENTIFICATION			
	_____	_____	_____
	_____	_____	_____
	_____	_____	_____
	_____	_____	_____
3. TYPE OF INSPECTION _____		TEST	
		EXAMINATION	
		CHECK	
4. INSPECTION RESULT: CONFORMING			
NOT CONFORMING			
WITH REMARKS			

INSPECTORS	CONTRACTOR	TECHNIP	OWNER
NAME			
SIGNATURE			
DATE			

