


TD-106-1 Rev No. 5	Form No.		<h1 style="text-align: center;">PRODUCT STANDARD</h1> <h2 style="text-align: center;">PULVERISERS</h2> <h3 style="text-align: center;">HYDERABAD</h3>		Product STD no.	BA56023
					Rev No.	00
					Page	1 of 4

COPYRIGHT AND CONFIDENTIAL  
 The information on this document is the property of BHARAT HEAVY ELECTRICALS LIMITED.  
 It must not be used directly or indirectly in any way detrimental to the interest of the company.


### AIR DRIVEN HIGH PRESSURE POWER PACK

1.0 **Application:** Assembling /Disassembling of planet carrier into rotary table (flange) for Planetary Gear Box.

2.0 Air driven high pressure hydraulic power pack for a maximum working pressure (MAWP) of 4.200 bar. The power pack shall be suitable for hydraulic oil and glycerin and shall consist of the following parts:


- ❖ 1 pc. air pressure regulator, regulating valve, safety valve and filter 5 µm for air drive control.
- ❖ 1 pc. Haskel air driven high pressure hydraulic pump model DXHF-B602.
- ❖ 1 pc. Pressure gauge NG 160, pressure range 0-6000 bar, glycerine filled.
- ❖ 3 pcs. Hand operated high pressure shut off valves for hydraulic outlet, MAWP 4200 bar, connection 9/16" – 18 UNF gland.
- ❖ 1 pc. hand operated high pressure shut off valve for pressure release, MAWP 4200 bar,
- ❖ 1 pc. aluminium hydraulic reservoir, volume 44 liter, with filling and exhaust cap, visual level indicator and ball valve for oil drain.
- ❖ 2 pcs. Flexible high pressure hoses, MAWP 3200 bar, burst pressure 8000 bar, length 4m each, connection on both sides 1/4" high pressure with collar and gland 9/16" – 18 UNF.
- ❖ 2 pcs. High pressure pipe connectors 1/4" high pressure, MAWP 4200 bar.
- ❖ 2 pcs. High pressure hose 1/4" threaded and coned, MAWP 4200 bar for connection between high pressure hose and adapter, length 2 m each.
- ❖ 2 pcs. High pressure adapters, MAWP 4200 bar, connection 9/16" – 18 UNF at one side, other side SKF 1/4" male with 118° cone for connection shaft / gear (or any other end connection suiting the end connection details given in Figure 3 and withstanding the MAWP 4200 bar).
- ❖ Mobile execution, trolley version.


<b>Refer:</b>	<b>Prepared:</b>	<b>Approved:</b>	<b>Date:</b>
Refer to record of revisions	SGhatge	JGKulkarni	26.07.05

TD-106-1 Rev No. 5	Form No.		<p style="text-align: center;"><b>PRODUCT STANDARD</b> <b>PULVERISERS</b> <b>HYDERABAD</b></p>	Product STD no.	BA56023
				Rev No. 00	
				Page 2	of 4


- 3.0 **Demensions:** Dimensions shall be given along with the offer.
- 4.0 **Mounting :** All parts shall be mounted on the top of the reservoir. Two rubber wheels shall be placed underneath the reservoir, a steel frame for easy handling and moving around the workshop shall be bolted at the rear side of this power pack.
- 5.0 **Inspection & Testing :** The system shall be tested for the rated pressure.
- 6.0 **Despatch:** The system shall be packed properly in a box to withstand the transit risks.
- 7.0 **Operation & Maintenance Manuals:** 2 sets of operation and maintenance manual with one soft copy shall be supplied.
- 8.0 **Initial Spares :** List of initial spares with price shall be given along with the offer

Figure 1 –TYPICAL ARRANGEMENT



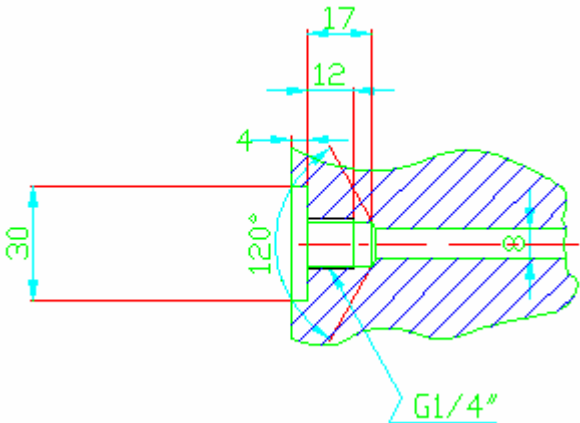
TD-106-1 Rev No. 5  Form No.		<b>PRODUCT STANDARD</b> <b>PULVERISERS</b> <b>HYDERABAD</b>	Product	BA56023
			STD no.	
			Rev No.	00
			Page	3 of 4

**FIGURE 2- TYPICAL MOUNTING**



**FIGURE 3**

End connection details in our equipment where hose to be fitted



**COPYRIGHT AND CONFIDENTIAL**

The information on this document is the property of BHARAT HEAVY ELECTRICALS LIMITED,  
It must not be used directly or indirectly in any way detrimental to the interest of the company.

[illegible]