

Annexure-1**Supply, Erection, testing and commissioning of Electric Traction Passenger Elevator in Engineering Building as per specification given below****: Qty – 01 No.**

1. Load and Speed : About 680 Kg (10 persons) @ 1.0 Meter per second.
2. Travel : Ground to 3rd floor, 11.0 meter approximately.
3. Stop and opening : 4 Stop, 4 Opening. All opening on same side.
4. Electrical Supply : 400±10% Volt AC, 50 Hz, Three Phase, Three Wire
5. Control : Closed Loop control with AC VFD drive.
6. Operation : Simplex full collective with manual control for attendant.
7. Machine location : Placed directly above hoist way.
8. Car size : About 1500 X 1500 mm. car shall be fitted in existing hoistway of approximate sizes given in point no. 1.1.9. Party shall measure existing system and determine the largest possible car size accordingly)
9. Hoistway size : About 2000 x 2000 mm existing hoistway. Party shall measure existing system and design their system accordingly.
10. Car Details :
 - (a) Construction : Steel body
 - (b) Panels : Steel powder coated panels
 - (c) False Ceiling : Powder Coated
 - (d) Flooring : Vinyl Tiles
 - (e) Car Entrance : Protected by Center Opening Sliding Steel Door in plain Powder painted finish.
 - (f) Hoistway Entrance: Protected by Center Opening Sliding Steel Door in plain Powder painted finish.
 - (g) Circulating Fan shall be provided with On/OFF switch.
 - (h) Emergency light with battery backup shall be provided.
 - (i) Intercom: One unit in Car, One unit in Control Room and one Unit on CISF desk at Entrance Gate. All the unit shall be push button type.
11. Operation : Automatic with Electronic Door Detector.



12. Signals

- : 1. Combined luminous Hall button with seven Segment & Digital Hall Position Indicator Positions Indicator at all floors
2. Car operation panels with luminous buttons.
3. Digital Car positions Indicator.
4. Battery operated Alarm Bell and Emergency Light.
5. Firemen's Switch.
6. Over load warning indicator.

13. All operating and signal fixtures shall be fitted in Stainless Steel faceplates.

14. All relevant safety features shall be incorporated in the elevator.

15. Automatic Rescue Device for elevator: Battery operated Automatic Rescue Device for bringing the elevator safely to the nearest floor in the event of a power failure. This device shall include all electronic controllers, maintenance free batteries and all other accessories.

1
Accepted

Annexure-2**Supply, Erection, testing and commissioning of Electric Traction Passenger Elevator in Main Administrative Building as per specification given below : Qty – 02 No.**

1. Load and Speed : About 680 Kg (10 persons) @ 1.0 Meter per second.
2. Travel : Ground to 4th floor, 15.0 meter approximately.
3. Stop and opening : 5 Stop, 5 Opening. All opening on same side.
4. Electrical Supply : 400±10% Volt AC, 50 Hz, Three Phase, Three Wire
5. Control : Closed Loop control with AC VFD drive.
6. Operation : Duplex full collective with manual control for attendant.
7. Machine location : Placed directly above hoist way.
8. Car size : About 1700 X 1000 mm. car shall be fitted in existing hoistway of approximate sizes given in point no. 1.1.9. Party shall measure existing system and determine the largest possible car size accordingly)
9. Hoistway size : About 2150 x 1700 mm existing hoistway. Party shall measure existing system and design their system accordingly.
10. Car Details :
 - (a) Construction : Steel body
 - (b) Panels : Steel powder coated panels
 - (c) False Ceiling : Powder Coated
 - (d) Flooring : Vinyl Tiles
 - (e) Car Entrance : Protected by Center Opening Sliding Steel Door in plain Powder painted finish.
 - (f) Hoistway Entrance: Protected by Center Opening Sliding Steel Door in plain Powder painted finish.
 - (g) Circulating Fan shall be provided with On/OFF switch.
 - (h) Emergency light with battery backup shall be provided.
 - (i) Intercom: One unit in Car, One unit in Control Room and one Unit on CISF desk at Entrance Gate. All the unit shall be push button type.
11. Operation : Automatic with Electronic Door Detector.

1
Sign

12. Signals

- : 1. Combined luminous Hall button with seven Segment & Digital Hall Position Indicator Positions Indicator at all floors
2. Car operation panels with luminous buttons.
3. Digital Car positions Indicator.
4. Battery operated Alarm Bell and Emergency Light.
5. Firemen's Switch.
6. Over load warning indicator.
7. Hooter in case of Power Fail.

13. All operating and signal fixtures shall be fitted in Stainless Steel faceplates.

14. All relevant safety features shall be incorporated in the elevator.

15. Automatic Rescue Device for elevator: Battery operated Automatic Rescue Device for bringing the elevator safely to the nearest floor in the event of a power failure. This device shall include all electronic controller, maintenance free batteries and all other accessories.

1
Sgt

Annexure-3

1. Dismantling : Party shall dismantle the existing elevators.

2. Erection and Commissioning: Party shall commission the supplied elevators with their cost and manpower. Party shall bring all the tools and tackles required for this activity. All health and safety issues, during commissioning, shall be taken care of by the party.

3. Guarantee: The supplied elevators shall carry 12 month's guarantee from the date of successful commissioning of the elevators. Party shall provide 12 months free comprehensive maintenance services for the elevators during this period.

4. Civil Work: All civil work shall be carried out by BHEL free of cost. However party shall submit necessary civil drawings for the same after placement of purchase order.

5. Documents: Party shall provide complete operation and maintenance manuals in three printed sets covering operation, safety, electrical and drive schematics.

6. Service: Party shall agree to provide comprehensive maintenance service after completion of guarantee period for the total expected operating life of the lift.

1
S. Singh

Annexure-4**1. Pre qualifying criteria for supply and commissioning of Elevators in HEEP**

1.1. Party shall possess minimum 05 years experience of supplying similar capacity lifts to PSUs, other Govt. sectors or Large Private/Multinational organizations. Party shall submit documentary evidence against this point along with their offer.

1.2. Vendor should have successfully commissioned at least two elevators of higher capacity in last five years and the same shall be working trouble free till date. Vender shall submit a certificate from their customer to this end mentioning specification, order details, date of commissioning, Name of customer, Contact person of customer along with contact details.

1.3. Party shall have their annual financial turnover of more than 20 crores for last three financial years up to 31st march, 2010.


1.4. Party shall be able to provide breakdown services within 24 hours from the time of breakdown of elevators. Party shall possess the required service center for this purpose within 200KM radius from Hardwar.


1.5. (i) Party shall agree to enter into comprehensive Annual Maintenance Contract with BHEL , HEEP, Hardwar for the entire estimated life of these elevators. Party shall be able to attend all breakdown calls within 24 hours.


(ii) Party must possess their service center along with sufficient manpower, within 250 KMs of Hardwar, preferably in Dehradun-Meerut-Delhi-Gurgaon area.

(iii) Party shall also submit comprehensive Annual Maintenance Contract offer, for a period of five years for these elevators.

1.6. Party shall agree to maintain all essential and required spares for the elevators in BHEL. A locked space shall be provided by BHEL, free of cost, for this purpose.


Dy. Mgr (ESX)
(M.C. Pandey)


SDGM (ESX & DG Set)
(B. Gangopadhyay)


Engr (ESX)
(Ranjiv Kumar)
AGM (ESX & Services) on leave