This document is the property of N T P C LTD.
No part of this document will be reproduced by any means without the written permission.

DRG. NO. 1150-001-POC-A-002 REV. NO. B

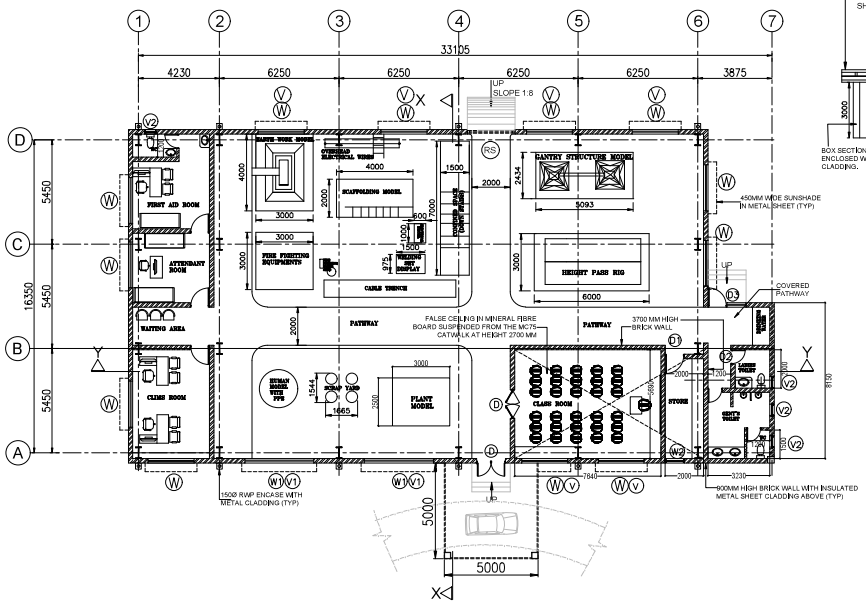

PLAN AT EL(±)0.00M

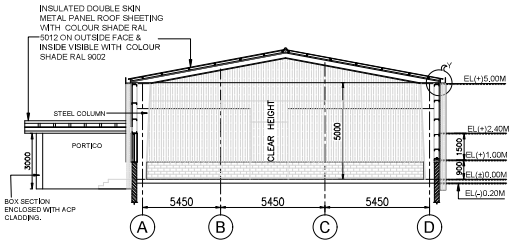

SECTION AT X-X

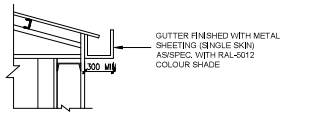

DETAIL AT - Y

DOOR/WINDOW SCHEDULE

TYPE	SIZE	CILL LVL.	LINTEL LVL.	DESCRIPTION
D	1500X2400	0.00	2400	AL. GLAZED DOOR
D1	1000X2100	0.00	2100	STEEL DOOR
D2	750X2100	0.00	2100	WOODEN FLUSH DOOR WITH STEEL FRAME
D3	2000X2400	0.00	2400	AL. GLAZED DOOR
RS	2500X3000	0.00	3000	
W	2400X1500	900	2400	
W1	3600X1500	900	2400	
W2	1000X1500	900	2400	
V	3600X600	AS / ELEVATION		
V1	3600X600			
V2	600 X 600	1800	2400	

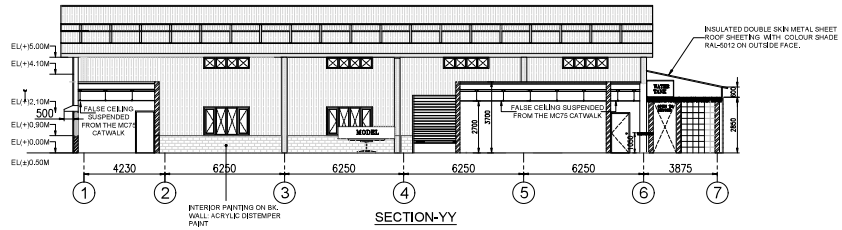

SECTION-YY

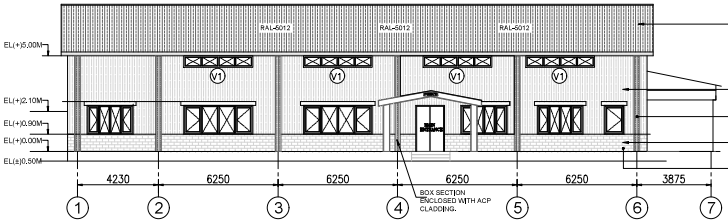

FRONT ELEVATION

SAFETY PARK

THIS BUILDING SHALL BE A SINGLE STOREYED BUILDING WITH FLOOR AREA AS / DRG. THE PLAN LAYOUT/ BUILDING PROFILE SHALL BE AS SHOWN OF PRE-ENGINEERED BUILDING TYPE WITH STEEL FRAME CONSTRUCTION AND INSULATED SANDWICH CLADDING FOR WALLS AND SANDWICHED METAL SHEET ROOFING. THE DESIGN OF THE BUILDING SHALL BE SUCH SO AS TO HAVE FASTER CONSTRUCTION OF BUILDING AND SO AS TO PROVIDE A READY TO USE BUILDING, COMPLETE AND FINISHED IN ALL RESPECTS TO THE OWNER AND SO AS TO ENABLE SHIFTING AND RELOCATION OF SUPERSTRUCTURE AT LATER DATE.

SCOPE OF WORK

1. DESIGNING, MANUFACTURING, SUPPLYING, PACKING, LOADING, TRANSPORTATION, UNLOADING, INSTALLING AND COMMISSIONING OF PRE -ENGINEERED BUILDING WITH SANDWICHED METAL SHEET WALL & ROOFING,& RAIN WATER DOWN COMER AS PER LAYOUT INCLUDING R.C.C FOUNDATIONS/PEDESTALS, (INCLUDING ANY FOUNDATION REQUIRED FOR EQUIPMENTS) EMBEDMENT OF FOUNDATION BOLTS USING TEMPLATES, ENCASEMENT OF COLUMN BASES, SUPPLY & ERECTION OF DOOR/WINDOWS/VENTILATORS/ROLLING SHUTTERS, MASONRY WORK, PLASTERING, PAINTING (INTERIOR & EXTERIOR) FLOORING, FINISHING, PAVING SLAB,PLINTH PROTECTION ETC.

2. WALL CLADDING, ROOFING SHALL BE IN PRE-FABRICATED INSULATED METAL SANDWICH PANELS.

3. DOOR & WINDOWS SHALL BE PROVIDED AS PER THE LAYOUT SHOWN . POWDER COATED AL. FRAMES WITH MINIMUM WALL THICKNESS OF 2 MM FOR DOORs, WINDOWS & VENTILATORS WITH 6 MM THICK TOUGHENED GLASS FOR WINDOWS AND 8 MM THICK TOUGHENED GLASS FOR GLAZED DOORS & PARTITION. MAIN ENTRANCE DOOR SHALL BE ALUMINUM GLAZED. FOR TOILET LAMINATED FLUSH DOOR SHUTTER SHALL BE PROVIDED. STEEL DOOR SHALL BE PROVIDED IN STORE ROOM . ALL THE NECESSARY ACCESSORIES AND HARDWARE SHALL BE PROVIDED. VERTICAL VENETIAN BLINDS IN PREMIUM FABRIC QUALITY SHALL BE PROVIDED FOR WINDOWS OF CLASS ROOM.

4. EXTERNAL FACE OF BRICK WALL SHALL BE FINISHED WITH 20 MM THICK PLASTER (1:5 CEMENT : SAND) AND PREMIUM ACRYLIC SMOOTH EXTERIOR PAINT WITH SILICONE ADDITIVES OVER SUITABLE PRIMER OF WATER PRROF CEMENT PAINT. INTERNAL FACE AND INTERNAL BRICK WALLS SHALL BE FINISHED WITH 12 MM THICK CEMENT SAND PLASTER (1:5) AND ACRYLIC EMULSION PAINT OVER WALL PUTTY OF MINIMUM 2 MM THICKNESS

5. FALSE CEILING IN MINERAL FIBRE BOARDS (600 X 600) SHALL BE PROVIDED IN CLASS ROOM & STORE , WHICH IS SUSPENDED FROM CATWALK CONSISTING OF MS STEEL MEMBER HAVING MAXIMUM GRID SIZE OF 1200MM X 600MM FOR SUPPORTING PANELS OF SPECIFIED SIZE. THE STEEL MEMBER SHALL BE PAINTED WITH SUITABLE PAINTING SYSTEM

6. FLOORING IN SAFETY PARK HALL SHALL BE OF MINIMUM 18 MM THICK (600MMX600MM) JHONSON ENDURA INDUSTRIAL TILES OR EQUIVALENT. FOR CLASS ROOM MATT FINISHED VITRIFIED TILE FLOORING MINIMUM 10 MM THICK(SIZE 600 MM X 600 MM) OF KAJARIA / JHONSON MAKE SHALL BE PROVIDED. TOILET SHALL BE PROVIDED WITH DUST PRESSED CERAMIC TILES FLOORING AND DESIGNER DECORATIVE CERAMIC TILE ON WALL DADO UP TO FALSE CEILING / TRUE CEILING. INTERNAL WALLS SHALL BE FINISHED WITH ACRYLIC EMULSION PAINT OVER 2MM THICK WALL PUTTY

7. ALL THE FURNITURE AS SHOWN IN LAYOUT (CHAIR & DESKS IN CLASS ROOM ETC) OF GODREJ / FEATHERLITE / JASANI OR EQUIVALENT MAKE SHALL BE PROVIDED.

8. TOILET IN WORKING CONDITION COMPLETE IN ALL RESPECTS WITH SENSOR BASED WASH BASIN SET IN GRANITE COUNTERS, DUAL FLUSH WALL HUNG W.C WITH SENSOR BASED TAPS OF JAGUAR OR EQUIVALENT. ALL THE NECESSARY ACCESSORIES OF PREMIUM QUALITY SHALL BE PROVIDED .2 NOS. PVC OVERHEAD LOFT WATER TANK CAPACITY 500 LITER SHALL BE PROVIDED . ALL THE WALLS OF TOILET SHALL BE IN BRICK MASONRY. RUST PROOF AND LEAK PROOF PLASTIC UNDERGROUND SEPTIC TANK OF ADEQUATE CAPACITY AND OF MAKE SINTEX SEPTIC TANK OR EQUIVALENT SHALL BE PROVIDED.

9. INTELLIGENT AND ENERGY EFFICIENT LED LIGHTING WITH MINIMUM LUX LEVEL AS MENTIONED BELOW WITH RECESSED OPTIC LUMINARES / LED DOWN LIGHTERS/ MEDIUM BAY/ PENDANT LIGHT/ ASCENT LIGHT OF PHILIPS/ WIPRO/ CROMPTON GREAVES/ HAVELL OR EQUIVALENT, COMPLETE IN ALL RESPECTS WITH ASSOCIATED CABLING, FIXTURES LIKE FANS , SWITCHES, MCB, ENERGY MANAGEMENT SYSTEM LIKE DIMMERS / SENSORS ETC.
   a) CLASS ROOM -300 LUX , DECORATIVE MIRROR OPTIC TYPE LED LUMINARIES , LED DOWN LIGHTER
   b) PORTICO -50 LUX , INDUSTRIAL TYPE LED LUMINARIES .
   c) CORRIDOR / PASSSAGE: 50 LUX , LED LUMINARIES.
   d) BUILDING PERIPHERY LIGHTING :-50 LUX , LED LUMINARIES / LED STREET LIGHT FIXTURES.
   e) OTHER AREAS NOT COVERED ABOVE - LIGHTING PRINCIPLES SHALL BE BASED AS MENTIONED ABOVE
   f) OTHER SPACE AREA (NONA/C AREA-200 LUX-MEDIUM BAY LED LUMINARIES)
   g) STORE- 150 LUX , LED LUMINARIES.
   h) CEILING FANS & BRACKET FAN - TENTATIVELY ONE NUMBER OF CEILING FAN SHALL BE PROVIDED FOR 10 SQ.M AREA AT SUITABLE MOUNTING HEIGHT. FAN SHALL BE 1200MM SWEEP,CLASS -E OR BETTER INSULATED COPPER WOUND SINGLE PHASE MOTOR ALONG WITH DOWN RODS ETC.& NOS OF 400MM BRACKET CEILING FANS SHALL BE PROVIDED AT STRATEGIC LOCATIONS.

10. ADEQUATE NUMBERS OF SUPPLY / EXHAUST FANS SHALL BE PROVIDED FOR VENTILATING THE BUILDING AND TOILET AREA

11. COMPLETE CONCEALED CABLING NETWORK FOR IT - INTEGRATED BUILDING WITH INTRANET CONNECTIONS AND THE ASSOCIATED COMMUNICATION NETWORKS.

12. R.O SHALL BE PROVIDED FOR DRINKING WATER, WATER COOLERS AS SHOWN IN THE LAYOUT (OF MAKE SAMSUNG / LG / KENT/ AQUAGUARD / PANASONIC / GODREJ OR EQUIVALENT)

13. AUDIO- VISUAL EQUIPMENTS LIKE OVERHEAD PROJECTORS, DISPLAY BOARDS IN THE CLASS ROOM OF SONY/ SAMSUNG MAKE SHALL BE PROVIDED IN CLASS ROOM

EXCLUSIONS

1.SAFETY EQUIPMENTS AS SHOWN IN THE DRAWING

NOTES:

1. ALL DIMENSIONS ARE IN MILLIMETERS AND ELEVATIONS ARE IN METERS.
2. DRAWING SHALL NOT BE SCALED. ONLY WRITTEN DIMENSIONS SHALL BE FOLLOWED.
3. THE SIZE/LEVELS OF THE BUILDINGS SHOWN ARE TENTATIVE AND SHALL BE FINALIZED DURING DETAIL ENGINEERING
4. WORK TO BE EXECUTED AS PER APPROVED FINAL WORKING DRAWING.

REV.NO.	DESCRIPTION	DRAWN	DESIGN	CHKD.	M	E	C	C&I	ARCH.	APPD	DATE
B	RELEASED FOR TENDER PURPOSE	TANMOI	DK								15.11.23

CLEARED BY

एन टी पी सी लिमिटेड
NTPC Limited
(A GOVERNMENT OF INDIA ENTERPRISE)
(ENGINEERING DIVISION)

PROJECT: SINGRAULI SUPER THERMAL POWER PROJECT
STAGE-III (2X800 MW)

TITLE: SAFETY PARK
ARCH. DETAILS & SPECIFICATIONS

SIZE	SCALE	DRG. NO.	REV. NO.
A1	1:100	1150-001-POC-A-002	B