

TECHNICAL CONDITIONS OF CONTRACT (TCC)

CONTENTS

Sl no	DESCRIPTION	Chapter	No. of Pages
Vol I A	Part-I: Contract specific details		
1	Project Information	Chapter-I	2
2	Scope of works	Chapter-II	17
3	Facilities in Scope of Contractor / BHEL (Scope Matrix)	Chapter-III	10
4	T&Ps and MMEs to be deployed by Contractor	Chapter-IV	3
5	T&Ps and MMEs to be deployed by BHEL on sharing basis	Chapter-V	2
6	Time Schedule	Chapter-VI	3
7	Terms of Payment	Chapter-VII	3
8	Taxes and Duties	Chapter-VIII	2
9	Weight Schedule	Chapter-IX	10
10	General	Chapter-X	10
11	Foundation and Grouting	Chapter-XI	2
12	Erection	Chapter-XII	8
13	Welding, Heat Treatment & Radiography and Non Destructive Testing	Chapter-XIII	2
14	Testing and Commissioning	Chapter-XIV	7
15	Painting	Chapter-XV	3
16	Accounting of Materials Issue (Fabrication and Erection)	Chapter-XVI	4
17	Progress of Works	Chapter-XVII	2
Vol IA	Part-II: Technical specifications		
1	Corrections / Revisions in Special Conditions of Contract, General Conditions of Contract and Forms & Procedures	Chapter-1	8
2	Welding Procedure Specification	Chapter-4	4
3	T&P Charges	Chapter-3	10
4	HSE Plan For Site Operations By Subcontractor	Chapter-4	131

TECHNICAL CONDITIONS OF CONTRACT (TCC)

VOLUME - IA PART – I CHAPTER – I PROJECT INFORMATION

BHEL is going to set up Flue Gas Desulphurisation (FGD) System Package in existing 1 x 800 MW North Chennai Thermal Power Plant Stage-III, Chennai, Tamilnadu, India for TANGEDCO (Tamilnadu Generation and Distribution Corporation). The Bidder shall acquaint himself by a visit to the site, if felt necessary, with the conditions prevailing at site before submission of the bid. The information given here in under is for general guidance and shall not be contractually binding on BHEL/Owner. All relevant site data /information as may be necessary shall have to be obtained /collected by the Bidder.

1.1	Project Title	:	1 x 800 MW North Chennai Coal Based Super Critical Thermal Power Project Stage III.
1.2	Plant capacity	:	800 MW
1.3	Type of project	:	Brown field
1.4	Owner	:	Tamil Nadu Generation and Distribution Corporation Limited (TANGEDCO)
1.5	Plant site location	:	In the premises of North Chennai Thermal Power Station (NCTPS)
1.6	Location co-ordinates	:	80° 19' E to 80° 20' E Longitude 13° 13' N to 13° 18' N Latitude
1.7	Nearest Village	:	Ennore & Puzhuvhivakkam Village
1.8	Nearest Town & City	:	Chennai (35 Km)
1.9	State Capital	:	Chennai (35 Km)
1.10	Nearest Railway Station	:	Athipattu Pudunagar (~ 5 Km) on Chennai –Vijayawada Line
1.11	Nearest Airport	:	Chennai (~ 60 Km)
1.12	Nearest Seaport	:	Ennore (~ 3 Km)
1.13	Nearest Road access	:	All weather road from Pattamandri on the Thiruvottiyur – Ponneri highway
2.0	Meteorological Condition		
2.1	Climate	:	Tropical, very dry and hot summer, dry and cold winter and good rain-fall in monsoon accompanied with strong wind
2.2	Site Elevation	:	(+) 10.0 Meter above Mean Sea Level
2.3	Ambient Temperature	:	

TECHNICAL CONDITIONS OF CONTRACT (TCC)

a.	Annual Maximum Mean Temperature	:	45 °C
b.	Annual Minimum Mean Temperature	:	15 °C
c.	Design ambient temperature	:	30 °C
2.4	Relative Humidity		
a.	Maximum	:	90 %
b.	Minimum	:	36 %
c.	Design	:	75 %

TECHNICAL CONDITIONS OF CONTRACT (TCC)

VOLUME- IA PART – I CHAPTER – II SCOPE OF WORKS

THE SCOPE OF THE WORK WILL COMPRISE OF BUT NOT LIMITED TO THE FOLLOWING:
(All the works mentioned hereunder shall be carried out within the accepted rate unless otherwise specified.)

The Work to be carried out under the scope of these specifications is broadly as under: -

- 1.2.1 Erection, testing, commissioning, trial run and handing over of the FGD system (Mechanical) as per the tender specifications. This FGD system consists of mainly E & C of Ducts (Tap off from Existing Flue gas duct, Duct from Absorber to Chimney inlet & Duct inside chimney till flue can connection), Absorber tower along with oxidation blowers, Gas Gas Heater (GGH), Booster fans, Lime stone grinding and slurry preparation system consist of Wet ball mills, Lime stone silos, Slurry pumps, Gypsum dewatering system, Various Tanks and associated piping and also other auxiliaries i.e. Fire protection system, Equipment cooling water system (ACW and ECW pumps), fabrication and erection of Tanks of various sizes, removal & application of insulation, etc. & Painting of the FGD equipment at 1X 800 MW North Chennai Stage III.
- 1.2.2 The work to be carried out at quoted / accepted rates by the Contractor under the scope of these specifications covers the complete work of transporting material from Stores/storage yards to site of erection or pre-assembly yard, fabrication and erection of Tanks of various sizes etc. and unloading at fabrication yard, pre-assembly area/erection site, checking, cleaning, chipping and leveling of foundations, providing packers and shims/pre-assembling of equipment at the pre-assembly yard, inspection, minor rectification, preservation, erection, leveling, and other adjustments, cutting, edge / surface preparation, welding, grinding, radiography, LPI/ MPI/ UT testing wherever needed, heat treatment, carrying out Commissioning tests as specified by BHEL including inter connection of all the termination points, erection and dismantling of all temporary piping, valves, pumps, tanks etc., required for the above operations, all pre-commissioning tests and trial runs of the Absorber Tower and Associated Systems, GGH, & other Misc. items and supply and application of Painting of the FGD system wherever applicable as per the Tender Conditions of the Contract.
- 1.2.3 **Scope of Works with respect to FGD Erection and Commissioning is as follows: -**
 - 1.2.3.1 The scope of work under these specifications for Erection, testing, commissioning, trial Operation, Painting & handing over of FGD system (Mechanical) and Other

TECHNICAL CONDITIONS OF CONTRACT (TCC)

Related Mechanical Auxiliaries and fabrication and erection of Tanks of various sizes, etc., at 1X 800 MW North Chennai Stage III FGD. Scope of work broadly consists of but not limited to following:

- 1.2.3.2 Handling of materials at BHEL/Client stores/storage yard and transportation to site of erection, Testing & Assistance for commissioning and Trial Operation including supply and application of final painting of FGD system (Mechanical), Fire protection and ECW system etc.
- 1.2.3.3 Tapping off Duct from existing Flue Gas Duct up to Booster Fan Inlet Gate with related supports for one unit and erection of Flue Gas by pass Damper. Scope Involves Following:
 - 1.2.3.3.1 Making Suitable scaffolding arrangements to reach out at the duct location for Safely removal of insulation, cutting and removal of duct portion.
 - 1.2.3.3.2 Removal of Insulation (Cladding sheet & Insulation wool) at different locations for the Unit to facilitate for cutting & removal of existing duct for erection of bypass damper & tap off ducts.
 - 1.2.3.3.3 Cutting and removal of portion of existing duct.
 - 1.2.3.3.4 Pre-Assembly of steel bed for assembly of bypass damper different modules as per the drawing.
 - 1.2.3.3.5 Erection, alignment, welding and NDT of Duct/damper, supporting structure of the damper along with approach platforms as per the drawings are included in the scope of the works.
 - 1.2.3.3.6 Any additional works if required to be done for the erection of the By-pass dampers shall be done by vendor, no additional payments shall be made for the same.
- 1.2.3.4 The work to be carried out at quoted / accepted rates by the Contractor under the scope of these specifications covers the checking, cleaning chipping and leveling of foundations, providing packers and shims/pre-assembling of equipment at the preassembly yard, inspection, minor rectification, preservation, erection, leveling, and other adjustments, cutting, edge / surface preparation, welding, grinding, radiography, LPI/ MPI/ UT testing wherever needed, heat treatment, carrying out air tightness test by soap solution / kerosene, hydraulic test, including supply and application of final painting.
- 1.2.3.5 The quantities indicated in the tender specification are approximate and are liable for variation and alteration at the discretion of BHEL. The quoted unit rate shall be applicable for any additional product group also, if included at a later date integral to the main scope of work / package envisaged. The work executed shall be measured

TECHNICAL CONDITIONS OF CONTRACT (TCC)

and priced as per the unit rate arrived at for each work area as mentioned in the relevant clauses.

- 1.2.3.6 The PG wise breakup of FGD and Auxiliaries etc. are indicated in the relevant chapters of this tender specification, but the contractor is required to erect actual tonnage which may be necessary to complete the work in all respects as detailed in the tender specifications, for which payments shall be released on finally settled rates. The weights and dimensions of material shown are approximate and are liable to vary. No increase in quoted / accepted rates / prices shall be allowed due to change in weights and dimensions of the equipment / materials.
- 1.2.3.7 The weights given in the Chapter-IX are approximate and these are subject to change as per site conditions.
- 1.2.3.8 During the course of execution of work, certain rework / modification / rectification /repairs / fabrication etc. will be necessary on account of feedback from various relevant sources, and also on account of design discrepancies/ alterations, manufacturing defects, site operations/ maintenance requirements. Contractor shall carry out such rework / modification / rectification / fabrication / repairs etc. promptly and expeditiously. Daily log sheets indicating the details of work carried out, man-hours etc. shall be maintained by the contractor and got signed by BHEL engineer every day. Claims of contractor, if any, for such works will be dealt as per conditions of contract and payments will be released as per the agreed rates.
- 1.2.3.9 Supervisors/ Engineers, consumables etc., required for the scope of work shall be provided by the contractor. All the expenditure including taxes and incidentals in this connection will have to be borne by him unless otherwise specified in the relevant clause. The contractor's quoted rates should be inclusive of all such contingencies.
- 1.2.3.10 It shall be specially noted that the contractor's labour and staff may have to work round the clock to meet the completion schedules / plans, which may involve payment of considerable overtime. The contractor's quoted rates should be inclusive of all such contingencies.
- 1.2.3.11 The terminal points can be inferred from the relevant drawings and any further clarifications can be obtained / decided by BHEL and that is final and binding on the contractor for deciding the scope of work and effecting the payment for the work done up to the terminals. Carrying out work as per the specification between equipments constituting terminal points, whether the terminal equipments fall within the scope of work/specification, contractor shall carry out the terminal joints at either end. Also

TECHNICAL CONDITIONS OF CONTRACT (TCC)

where the piping connection to the terminal points involve flanged joints, matching of flanges, fixing gaskets, bolting and tightening as per BHEL Engineers instruction is in the scope of work. In case piping connected to equipment, matching of flanges for achieving the parallelism and alignment at the equipment end, by suitably resorting to heat correction or other method as instructed by BHEL Engineer, with in the quoted rate.

- 1.2.3.12 The work shall conform to dimensions and tolerances given in various drawings and quality manuals provided by BHEL. If any portion of work is found to be defective in workmanship not conforming to drawings or other stipulations, the contractor shall dismantle and redo the work duly replacing the defective materials at his cost, failing which the job will be carried out by BHEL by engaging other agencies / departmentally and recoveries will be effected from contractor's bill towards expenditure incurred including BHEL's overhead charges.
- 1.2.3.13 The work covered under this specification is of highly sophisticated nature requiring the best quality of workmanship, engineering and construction management. The contractor should ensure timely completion of the work. The contractor must have the adequate quantity of tools, construction aids, equipments, etc., in his possession. He must also on his rolls adequate trained, qualified and experienced supervisory staff and skilled personnel. The scope of work involves adequate scaffolding installation inside structures which is to be included in the cost.
- 1.2.3.14 Contractor shall execute the work as per sequence and procedure prescribed by BHEL at site. The erection manuals or guidelines for FGD system, which are available with BHEL site office are to be referred for compliance and guidance before taking up the work. Any failure to comply with the above might lead to rework and the cost for the same shall be borne by the contractor only. BHEL engineer, depending upon the availability of materials, fronts etc. will decide the sequence of erection and methodology. No claims for extra payment from the contractor will be entertained on the grounds of deviation from the method of erection adopted in erection of similar jobs or for any reason whatsoever.
- 1.2.3.15 Contractor has to work in close co-ordination with other erection agency at site. BHEL engineer will co-ordinate area clearance. In a project of such magnitude, it is possible that the area clearance may be less/more at a particular given time. Activities and erection program have to be planned in such a way that the milestone events are achieved as per schedule/ plans. Contractor shall arrange & augment the resources accordingly.

TECHNICAL CONDITIONS OF CONTRACT (TCC)

- 1.2.3.16 No member of the already erected structure/ platform, pipes, grills, platform, other component and auxiliaries should be cut without specific approval of BHEL engineer.
- 1.2.3.17 The storage yard is located within the plant boundary. All materials have to be transported from storage yard to construction area by the contractor at his own cost.
- 1.2.3.18 Contractor should visit site and acquire full knowledge and information about site conditions. The bidder must visit site, to acquaint themselves with the conditions prevailing at site and in and around the plant premises, together with all statutory, obligatory, mandatory requirements of various authorities before submission of bid.
- 1.2.4 The FGD system shall be based on Wet Limestone Forced Oxidation process and unit shall be provided with an independent absorber. The scope of works is detailed below.
 - 1.2.4.1 Gas from terminal point on ID fan discharge duct shall be taken directly to the absorber through Booster Fans. In the absorber, SO₂ in flue gas shall be removed by a spray of recirculating slurry, pumped by slurry recirculation pumps.
 - 1.2.4.2 Compressed oxidation air shall be blown through the slurry in the oxidation tank, to oxidize the Calcium sulphite to gypsum.
 - 1.2.4.3 Clean gas from the absorber shall be taken to the Wet Chimney through three stage mist eliminators.
 - 1.2.4.4 Limestone to the absorbers of the units shall be supplied by a wet limestone grinding system. Limestone shall be fed to the Limestone day silos which in turn will feed the Limestone to wet ball mill through a gravimetric feeder.
 - 1.2.4.5 The gypsum from the absorber(s) shall be pumped by dedicated gypsum bleed pumps to a common Gypsum Dewatering system consisting of two streams (2x100%) of primary and secondary hydro cyclone and vacuum belt filters for gypsum dewatering. The water removed from the absorber shall be recycled to the absorbers. The waste water from the system shall be collected and neutralized using lime and neutralized effluent shall be pumped at required pressure to waste water terminal point.
- 1.2.5 The brief list of the major equipment to be erected under the FGD system but not limited to following:

TECHNICAL CONDITIONS OF CONTRACT (TCC)

- A. Absorber System along with supporting structures
- B. Booster Fans & isolation gates
- C. Fabrication and erection of Tanks of various sizes
- D. Lime stone grinding and slurry preparation system consist of lime stone silos, bunker, gravimetric feeder, wet ball mills, hydro cyclones
- E. Slurry pumps (Absorber Slurry recirculation pumps, Gypsum Bleed pumps, limestone Slurry feed pumps)
- F. Gypsum Dewatering system consists of Vacuum belt filter, hydro cyclones
- G. Process water and cooling water storage system
- H. Thermal Insulation and cladding sheets
- I. Sump Pumps
- J. Piping system
- K. Equipment Cooling Water System (PHEs, DMCW pumps)
- L. Miscellaneous platforms, galleries, handrails
- M. Fire Protection System including hydrant, MVWS, HVWS
- N. Equipment Handling System
- O. Ducting System including Gates & Dampers

Tentative weight to be erected for the FGD System shall be **7557 MT**

1.2.6 FLUE GAS & ABSORPTION SYSTEM-

Flue Gas from the Boiler is tapped off at the ID Fan outlet common discharge duct to Chimney. The total gas pressure loss in the FGD plant is compensated by Booster Fans. Bypass Damper is provided to permit isolation of FGD plant or flexible operation of Boiler and FGD plant.

1.2.7 BOOSTER FAN

The FGD Booster Fan shall be single stage axial reaction type with Actuator with linkage for blade pitch control. The Fan shall be provided with Rotor assembly, Static parts, Anti-friction Bearings, Pedestal for fan bearings, coupling between Fans & Motor and Forced oil lubricating system.

TECHNICAL CONDITIONS OF CONTRACT (TCC)

- 1.2.7.1 There will be 2 numbers of Booster Fan for FGD system along with drive Motor and relevant accessories.
- 1.2.7.2 The duct from Booster Fan outlet upto GGH inlet, GGH outlet to Absorber inlet, Absorber outlet to GGH inlet and GGH outlet to Common discharge duct to Chimney shall be of carbon steel.
- 1.2.7.3 Thermal insulation of lightly Resin Bonded rock wool of density 100 kg/m³ is to be done for duct work along with Aluminium Cladding materials.
- 1.2.7.4 Glass flake lining is applicable only for GGH casing and GGH transition ducts. The application of the Glass Flake Lining in GGH casing and GGH ducts is excluded from the scope of the Bidder. However, the necessary assistance for the application of the lining is included in scope.

1.2.8 Scope of Welding involved:

1.2.8.1 **Welding between absorber panels: -**

Absorber panels will be made up of C276 cladded carbon steel plates. Welding involves C276 material and carbon steel material, all combinations. Maximum CS thickness is 12mm and cladding thickness is 2mm C276.

1.2.8.2 **Assembly of baffle wall structure inside absorber: -** Welding involves CS max 8mm and C276 max 6mm all combinations.

1.2.8.3 **Welding between absorber panels and internal beams: -** Welding involves CS max 32mm and C276 max 6mm. For all the welding between C276 materials, ENiCrMo-4 electrode is to be used, which will be supplied by BHEL Trichy.

1.2.8.4 **Welding involved in Ducts: -**

C276 to C276 Welding, Carbon steel to C276 Welding, Titanium Cladded to C276 Cladded Welding, Titanium Cladded to Titanium Cladded welding, Titanium to Titanium Welding. Titanium cover plate welding for Shop joints. C276 Cover Plate welding for Shop joints. Sealing at C276-Titanium Interface, Titanium- Borosilicate Interface and other applicable work. For all the welding electrode required for the above will be supplied by BHEL Trichy.

1.2.9 **GATES AND DAMPERS**

The following Gates & Bi-plane dampers along with applicable actuators as mentioned below will be provided for the boilers.

SL No	Location	Type	Qty
1.0	FGD Inlet Gate	Guillotine	2

TECHNICAL CONDITIONS OF CONTRACT (TCC)

2.0	Booster Fan Outlet Gate	Guillotine	2
3.0	FGD bypass Damper	Biplane Damper	2
4.0	FGD Outlet Damper	Biplane Damper	2

1.2.10 GAS-GAS GEATER (GGH)

- 1.2.10.1 One number of Rotary Regenerative type GGH will be provided along with associated accessories.
- 1.2.10.2 The GGH components shall be made up of corrosion resistant materials to withstand the acidic atmosphere encountered in FGD operation.
- 1.2.10.3 The treated flue gas from absorber enters the gas-gas heater to be reheated.
- 1.2.10.4 In GGH, there is an intrinsically pattern to form a sealing mechanism so that the untreated gas leakage to the treated gas side can be minimized.
- 1.2.10.5 Untreated gas is leaked into the treated gas side due to space contained by a rotor sector and two sector plates at the rotor turning.
- 1.2.10.6 To reduce fly ash and gas leakage of GGH, a scavenging Fan is installed.
- 1.2.10.7 Soot Blowing system is installed to wash fly ash on the heating elements. The heating elements are washed by steam periodically. Further to soot blowing system by steam, a GGH high pressure washing system and GGH low pressure washing system are installed.
- 1.2.10.8 The GGH high pressure washing system starts automatically if GGH differential pressure High-High is initiated. The low pressure washing is conducted during FGD plant is out of service if necessary.
- 1.2.10.9 The inside of the GGH is to be protected by a Glass Flake Lining Material. The application of the Glass Flake Lining is excluded from the scope of the Bidder, however the necessary assistance for the application of the lining is included in scope.
- 1.2.10.10 No hot work is permitted inside the Absorber Area including GGH and other auxiliaries after the completion of the Glass Flake Lining. Vendor must ensure that all the works are completed inside the absorber before releasing the same for the lining.

TECHNICAL CONDITIONS OF CONTRACT (TCC)

1.2.10.11 Erection supervision for GGH shall be carried out by vendor and contractor is required to carry out the erection strictly adhering to the procedures and processes laid down by them at site.

1.2.11 **ABSORBER**

1.2.11.1 One number of Absorber system complete with internals Spray Pipes, Spray Nozzles, Jet Air Sparger (JAS), Agitator and Mist eliminator will be provided.

1.2.11.2 The Absorber tower and oxidation Tank shall be made up of carbon steel

1.2.11.3 There will be one level of slurry spray system designed to achieve a desired L/G ratio required to meet the guaranteed removal efficiency.

1.2.11.4 Absorber Recirculation Pumps to spray slurry inside the absorber and absorb SO₂.

1.2.11.5 The Absorber Recirculation Tank will be provided with side mounted Agitators for keeping the slurry under suspension during shut down and maintenance.

1.2.11.6 Oxidation Air Blowers for absorber will be provided for oxidation of Calcium sulphite to Calcium sulphate.

1.2.11.7 One number of Passengers cum Goods Elevator of capacity 1000 kgs shall be provided with adequate landings for absorber. The erection and commissioning of the Elevator is in Elevator Vendor Scope. Lift Structure and other supporting structure is included in the scope of this contract.

1.2.11.8 In case of abnormal situations due to electrical blackout, failure of absorber recirculation pumps etc. the absorber internals will be protected by emergency cooling system. One emergency cooling tank will be provided to meet the emergency requirement. Erection of the same is included in the scope of vendor. Required TnP required for the same are to be arranged by vendor.

1.2.11.9 A two Stage Mist Eliminator is located between the absorber and Stack. A washing Spray System is installed to intermittently wash down the mist eliminator element surfaces and there by prevent any deposit build-up on them.

TECHNICAL CONDITIONS OF CONTRACT (TCC)

1.2.11.10 Installation, erection and commissioning of the Electric Hoist including receipt at site, installation of Supporting and Main Structure of the Hoist, Erection and Commissioning of the Hoists at the locations identified in the drawing.

1.2.12 LIMESTONE GRINDING SYSTEM

1.2.12.1 Ball Mill System

1.2.12.1.1 Limestone of <250mm size is stored in Unloading hoppers and crushed in Limestone handling area. Crushed Limestone of size (<20mm) is conveyed to the inlet of Limestone storage day silo.

1.2.12.1.2 There will be Limestone storage day silos for storage of Limestone stone requirement. Fabrication and erection of the Limestone Storage Silos complete with Supporting Steel structure, platforms, Staircase, air canons, power operated gates, gravimeter feeders etc. The Limestone storage day silo is made up of carbon steel of adequate thickness and the hopper cones will be provided with 4 mm of SS lining.

1.2.12.1.3 One number of Gravimetric feeders will be provided under hopper.

1.2.12.1.4 One number of Bunker outlet chute with motorized shut off gate will be provided for feeding Limestone to the feeder.

1.2.12.1.5 Two (2) numbers (2x100 %) Wet Ball Mill System along with complete accessories will be provided for grinding of Limestone.

1.2.12.1.6 Each Ball Mill shall be designed to meet maximum limestone requirement at Design point- BMCR Indian coal. Each mill shall be fed from an independent Limestone Bunker. Each mill shall be complete with the following items, as some minimum requirements:

- a) A Bunker Outlet gate.
- b) A gravimetric limestone feeder along with its drive and all other auxiliaries
- c) One no. separator tank with agitator(s).
- d) Mill circuit pump.
- e) One set of hydro-cyclone
- f) A peripheral/central drive system with motor, speed reduced gearbox and other auxiliaries.
- g) Complete lubricating system
- h) Lube oil pumps, coolers, duplex oil filters, connecting piping

TECHNICAL CONDITIONS OF CONTRACT (TCC)

- i) All connecting pipes/chutes along with necessary valve between various systems of the mills.
- j) Limestone Grinding System.

1.2.13 LIMESTONE SLURRY STORAGE SYSTEM

- 1.2.13.1 One (1) number of Limestone Slurry tank each designed for a storage capacity of 8 hours' continuous limestone requirement.
- 1.2.13.2 The slurry tank shall be made up of carbon steel of adequate thickness of glass flake lining.
- 1.2.13.3 The Slurry Tank will be provided with one number of centre mounted Agitator.
- 1.2.13.4 Two (2) numbers of Limestone slurry pumps (1 working + 1 standby) will be provided.

1.2.14 GYPSUM DEWATERING SYSTEM

- 1.2.14.1 There will be two stages of Gypsum dewatering system consisting primary stage of sets of hydro-cyclones and secondary stage of vacuum belt filters for dewatering of Gypsum.
- 1.2.14.2 2x100% Primary hydro cyclone consisting of Hydro Cyclone Clusters along with Anchor Bolts, Nuts and washers, flanges, accessory piping with skid will be provided. The underflow of Primary hydro cyclone is sent to vacuum belt filter. The hydro cyclone shall be made up of carbon steel with adequate rubber lining/lining material. The clusters of the Hydro cyclone will be made up of polyurethane.
- 1.2.14.3 The overflow of primary hydro cyclones will be fed to one number of Secondary Hydro cyclone feed tank.
- 1.2.14.4 There will be 2 numbers of vacuum Belt Filters (2x100 %) complete with Accessories including discharge chute, Drivers (VFD and LCP) and driving motors (IE3) with inverter panel, cloth spray nozzles, rubber belt etc. for Gypsum dewatering. Each vacuum belt filter shall be designed to meet maximum gypsum produced at Design point- BMCR Indian coal.
- 1.2.14.5 2x100% Secondary Hydro cyclone consisting of Hydro Cyclone Clusters along with Anchor Bolts, Nuts and washers, flanges, accessory piping with skid will feed the

TECHNICAL CONDITIONS OF CONTRACT (TCC)

slurry from Secondary hydro cyclone feed tank to secondary hydro cyclones. The underflow is fed to the filtrate water tank. The overflow is fed to the waste water tank.

- 1.2.14.6 2 nos of Vent fan including enclosure and its arrangement and 2 nos of Vacuum receivers with anchor bolts, nuts and washer are included in the scope.
- 1.2.14.7 1 nos of Belt Filter Washing vertical tank of Size 3X3.5 (Dia X H) is supplied for the Gypsum Dewatering System.
- 1.2.14.8 2 nos of Belt Filter Washing Pump with motor which is used for the cake wash and sealing of the vacuum pump is included in the scope of vendor.
- 1.2.14.9 All interconnecting piping (slurry, air and water pipes) which includes the requisite pipe support materials, fittings, gasket, flange materials, bolting along with valves for the entire Gypsum Dewatering System and the expansion Joints at the suction and discharge of each pump is included in the scope of vendor.
- 1.2.14.10 Neutralization tank is provided to control pH of waste water slurry before discharging to ash pond.
- 1.2.14.11 The Gypsum cake from the belt filter will be discharged from the first floor to Gypsum storage shed at Ground floor in Gypsum Dewatering building. Customer to stock gypsum in Gypsum storage shed using front end loaders. Gypsum storage shed of 3 days' storage capacity will be provided.
- 1.2.14.12 The agency shall receive the material at site as per identified scope of supply, which includes unloading at site and storing and preserving it till the time it is handed over to customer.
- 1.2.14.13 Calibration of skid supplied instrumentation (PSVs, Gauges, and Transmitters etc.) is in the scope of Erection Agency.
- 1.2.14.14 Erection Agency has to ensure that proper storage and preservation requirements shall be followed as per OEM Recommendations & O&M Manuals of respective equipment, the project bid specifications and standard design practices.
- 1.2.14.15 Erection consumables such as welding electrodes, fillers etc. shall be in scope of Erection Agency.

TECHNICAL CONDITIONS OF CONTRACT (TCC)

1.2.14.16 Quantity of painting & Coating material for equipment / systems above shall be in the scope of Erection Agency as per project requirements. Quantity of wrapping & coating material for above equipment / systems are minimal in quantity and hence Erection Agency to take-up the supply of same accordingly.

1.2.14.17 E&C of Above GDW package shall be in Erection Agency Scope. This includes Storage, In-plant transportation, fabrication, erection, testing (as applicable), painting, commissioning, Handing Over is by Erection Agency.

1.2.14.18 The complete GDW Package shall be supplied either in Semi Knocked Down/Completely Knocked down condition. Assembling them as per the instruction shall be done by the erection vendor as per the applicable drawings and as per the instructions of the BHEL engineer.

1.2.15 TANKS & Agitators

1.2.15.1 **The Following tanks (Slurry and Water) Fabrication, Erection, Commissioning and Final Hand over to end customer are included in the scope of the bidder.**

S. No.	TANK	QUANTITY		SIZE	TANK EMPTY WEIGHT (MT)	AGITATOR WEIGHT (T)	LINING SURFACE AREA M2	LINING/ PAINT	
		TANK	AGITATOR					INSIDE TANK	OUTSIDE TANK
1	AUXILIARY ABSORBENT TANK	1 no. (VERTICAL - CYLINDRICAL)	3 nos. (HORIZONTAL)	12.5 Dia X 12.6 H	68	1.5/ AGITATOR	815	GLASS FLAKE LINING	PAINTING
2	LIMESTONE SLURRY STORAGE TANK	1 no. (VERTICAL - CYLINDRICAL)	1 no. (VERTICAL)	8.0 Dia X 8.9 H	39	2.6	365	RUBBER LINING	PAINTING
3	FILTRATE WATER RECEIVER TANK	1 no. (VERTICAL - CYLINDRICAL)	1 no. (VERTICAL)	3.5 Dia X 3.5 H	11.5	0.5	65	GLASS FLAKE LINING	PAINTING
4	SECONDARY HYDROCYCLONE FEED TANK	1 no. (VERTICAL - CYLINDRICAL)	1 no. (VERTICAL)	7.5 Dia X 8.0 H	35.5	1.6	310	GLASS FLAKE LINING	PAINTING

TECHNICAL CONDITIONS OF CONTRACT (TCC)

S. No.	TANK	QUANTITY		SIZE	TANK EMPTY WEIGHT (MT)	AGITATOR WEIGHT (T)	LINING SURFACE AREA M2	LINING/ PAINT	
		TANK	AGITATOR					INSIDE TANK	OUTSIDE TANK
5	FILTRATE WATER TANK	1 no. (VERTICAL - CYLINDRICAL)	1 no. (VERTICAL)	3.5 Dia X 3.5 H	11.5	0.5	65	GLASS FLAKE LINING	PAINTING
6	WASTE WATER TANK	1 no. (VERTICAL - CYLINDRICAL)	1 no. (VERTICAL)	5.5 Dia X 6.1 H	26	0.8	172	GLASS FLAKE LINING	PAINTING
7	PROCESS WATER TANK	1 no. (VERTICAL - CYLINDRICAL)	1 no. (VERTICAL)	14.0 Dia X 14.0 H	81	NA	NA	PAINTING	PAINTING
8	BELT FILTER WASH TANK	1 no. (VERTICAL - CYLINDRICAL)	1 no. (VERTICAL)	3.0 Dia X 3.0 H	6.5	NA	NA	PAINTING	PAINTING
9	CAKE WASH WATER TANK	1 no. (VERTICAL - CYLINDRICAL)	1 no. (VERTICAL)	3.0 Dia X 3.0 H	6.5	NA	NA	PAINTING	PAINTING
10	ABSORBER AREA DRAIN SUMP	1 no. (RECTANGULAR - RCC)	1 no. (VERTICAL)	4 W X 4 L X 4 H	NA	0.5	105	RUBBER LINING	NA
11	GYPSUM AREA DRAIN SUMP	1 no. (RECTANGULAR - RCC)	1 no. (VERTICAL)	4 W X 4 L X 4 H	NA	0.5	105	RUBBER LINING	NA
12	LIMESTONE AREA DRAIN SUMP	1 no. (RECTANGULAR - RCC)	1 no. (VERTICAL)	4 W X 4 L X 4 H	NA	0.5	105	RUBBER LINING	NA

1.2.15.2 Supply of Tank Materials (Plates, Structural, Name Plates, Nozzles, Flanges/Counter Flanges, Stud nuts, Foundation Bolts etc.) for all FGD Storage Tanks as listed above shall be by **BHEL free of cost.**

TECHNICAL CONDITIONS OF CONTRACT (TCC)

- 1.2.15.3 BHEL Will provide on the GA Drawings for the tanks, the fabrication drawings are to be submitted by vendor along with the cutting plan according to the plates supplied by BHEL. The allowable wastage shall be vetted by BHEL Engineer during the cutting plan approval. Scrap generated during the erection shall be returned back to BHEL.
- 1.2.15.4 Brief list of system / sub system to be erected by the contractor & approximate weight are given elsewhere in this booklet are meant for giving general idea to the tenderer. The plates are sent in parts for convenient transportation / layout requirements. They are to be cleaned, pre- assembled in stage, welded, erected and aligned as per the drawing dimensions / tolerance and instructions of BHEL engineers.
- 1.2.15.5 Receipt of materials / component to be erected by the contractor, loading and transportation from the storage yard to the project site, stacking, storage and preservation.
- 1.2.15.6 Fabrication and E&C of all the above storage tanks including Storage, In-Plant Transportation, Fabrication, erection, radiography testing as per IS Codes IS 803, Hydro Testing, Painting, Commissioning, Handing Over to end customer is included in the scope of bidder.
- 1.2.15.7 Painting including the Supply of Paint, and Application including Surface Preparation Internal and External as per the applicability of all the Storage Tanks. The Painting shall be done strictly as per the approved painting schedule/specifications as provided by BHEL/Customer.
- 1.2.15.8 The terminal points are given as per drawing /decided by BHEL are final and binding on the contractor for deciding the scope of work and effecting the payment for the work done up to the terminals.
- 1.2.15.9 Surface preparation of all the tanks external and internal shall be carried out by the bidder.
- 1.2.15.10 Painting includes the external surface of all the slurry storage tanks and external and internal surfaces of process water storage tank.
- 1.2.15.11 General scope of system covered under scope of work includes
- a) Cutting, edge preparation, rolling, erection, full welding, punch points clearance & testing of fixed roof storage tanks.
 - b) Fabrication and erection of structural supports for all Tanks as per approved

TECHNICAL CONDITIONS OF CONTRACT (TCC)

drawings.

- c) Erection of Ready-made Gratings, Platforms & fabrication and erection of hand railing.
- d) Fabrication and erection of SS/MS pipe nozzles arrangement to the tank.
- e) Vacuum Box Test, Hydro testing, Pneumatic Testing etc. required for Tanks as per API-650/IS-803 to be carried out in accordance with the laid down procedure of tanks etc.
- f) Tanks Radiography is in the scope of Contractor.
- g) Application of glass flake lining, rubber lining. (Material will be provided by BHEL)

1.2.16 AGITATORS, DOSING SYSTEM and MATERIAL HANDLING Equipments

1.2.16.1 The erection, testing and commissioning of the Agitators for the Tanks as indicated in table above is included in the scope of vendor.

1.2.16.2 Erection of Dosing System for Waste Water Neutralization, as applicable is included in the scope of works of the vendor.

1.2.16.3 Following Material Handling Equipments are included in scope of works:

ELECTRIC HOISTS - 6 nos (1.5m X 2m X 2m (Each)) – 4800 Kgs
CHAIN PULLEY BLOCK - 7 nos (1.5m X 1.5m X 1.5m (Each)) – 2800 Kgs

The material handling equipments are supplied in as a package, the fabrication, of the structure, erection of the hoists as per the approved drawing and commissioning is included in the scope of work.

1.2.16.4 Agency shall receive the material at site as per identified scope of supply, which includes unloading at site and storing and preserving it till the time it is handed over to customer.

1.2.16.5 Ensuring the proper storage and preservation requirements shall be followed as per OEM recommendations and O&M Manuals of respective equipment, the project specifications and standard design practices.

1.2.16.6 Supply of paint and paint of the structure including the touch up of the equipment is in the scope of the vendor.

TECHNICAL CONDITIONS OF CONTRACT (TCC)

1.2.16.7 Supply of consumables: 1 to 2 liters of IS VG 46 grade oil is required as lubricant for gear box of agitator assembly of one tank. Accordingly, 25 liters of oil shall be considered for the agency for supply.

1.2.17 Painting: The scope of work shall include supply and application of touch up, preservative and final painting for all the components under the scope of work for the FGD equipments as per the contract.

1.2.18 Wrapping coating – execution of 1000 sqmtr Firefighting pipes including supply is included in the scope of work of this contract.

1.2.19 For the sake of clarity, following supplies, but not limited to are in the scope of the contractor.

- Painting
- Wrapping coating – 1000 sq mtrs
- Welding rods and filler wires
- Lubrication oil for agitators
- Grouting cement as required

Note: FOR FURTHER DETAILED SCOPE OF WORKS REFER OTHER RELEVANT CHAPTERS IN THIS BOOK

TECHNICAL CONDITIONS OF CONTRACT (TCC)

VOLUME-IA PART – I CHAPTER – III Facilities & Consumables in the scope of Contractor / BHEL (SCOPE MATRIX)

SI.No	Description	Scope to be taken care by		Remarks
		BHEL	Bidder	
	PART I			
1.3.1.1.0	ESTABLISHMENT			
1.3.1.1.1	FOR CONSTRUCTION PURPOSE:			
A	Open space for office	Yes		Free of charges as provided by Customer
B	Open space for storage	Yes		Free of charges as provided by Customer
C	Construction of bidder's office, canteen and storage building including supply of materials and other services		Yes	At bidder's own cost
D	Bidder's all office equipment's, office / store / canteen consumables		Yes	At bidder's own cost
E	Canteen facilities for the bidder's staff, supervisors and engineers etc.		Yes	At bidder's own cost
F	Firefighting equipment's like buckets, extinguishers etc.		Yes	At bidder's own cost
G	Fencing of storage area, office, canteen etc. of the bidder		Yes	At bidder's own cost
1.3.1.1.2	FOR LIVING PURPOSES OF THE BIDDER			
A	Open space		Yes	At bidder's own cost

TECHNICAL CONDITIONS OF CONTRACT (TCC)

Sl.No	Description	Scope to be taken care by		Remarks
		BHEL	Bidder	
	PART I			
B	Living accommodation		Yes	At bidder's own cost
1.3.1.2.0	ELECTRICITY			
1.3.1.2.1	Electricity For construction purposes	Yes		Chargeable to bidder as per prevailing rate of TANGEDCO
1.3.1.2.1.1	Single point source (In general) For detail, refer clause no. 1.3.4.1	Yes		Chargeable to bidder as per prevailing rate of TANGEDCO
1.3.1.2.1.2	Further distribution for the work to be done which include supply of materials and execution		Yes	At bidder's own cost
1.3.1.2.2	Electricity for the office, stores, canteen, & labour colony etc of the bidder which include:		Yes	
1.3.1.2.2.1	Distribution from single point including supply of materials and service		Yes	
1.3.1.2.2.2	Supply, installation and connection of material of energy meter including operation and maintenance		Yes	
1.3.1.2.2.3	Duties and deposits including statutory clearances for the above		Yes	
1.3.1.2.2.4	Demobilization of the facilities after completion of works		Yes	

TECHNICAL CONDITIONS OF CONTRACT (TCC)

SI.No	Description	Scope to be taken care by		Remarks
		BHEL	Bidder	
	PART I			
1.3.1.2.3	Electricity for living accommodation of the bidder's staff, engineers, supervisors etc on the above lines. (in case BHEL provides this facility, the scope should be given without ambiguity)		Yes	
1.3.1.3.0	WATER SUPPLY			
1.3.1.3.1	For construction purposes:	Yes		Chargeable to bidder as per prevailing rate of TANGEDCO
1.3.1.3.1.1	Making the water available at single point	Yes		Chargeable to bidder as per prevailing rate of TANGEDCO
1.3.1.3.1.2	Further distribution as per the requirement of work including supply of materials and execution		Yes	At Bidder's own cost
1.3.1.3.2	Water supply for bidder's office, stores, canteen, and labour colony etc.		Yes	
1.3.1.4.0	LIGHTING			
1.3.1.4.1	For construction work (supply of all the necessary materials) At office storage area At the preassembly area At the construction site / area		Yes	At Bidder's own cost

TECHNICAL CONDITIONS OF CONTRACT (TCC)

SI.No	Description	Scope to be taken care by		Remarks
		BHEL	Bidder	
PART I				
1.3.1.4.2	For construction work (Execution of the lighting work / arrangements) At office storage area At the preassembly area At the construction site /area At the labour hutment		Yes	
1.3.1.5.0	COMMUNICATION FACILITIES for site operations of the bidder	-		
1.3.1.5.1	Telephone, Fax, internet, intranet, email etc		Yes	At Bidder's own cost

SI.No	Description	Scope to be taken care by		Remarks
		BHEL	Bidder	
PART II				
CONSTRUCTION FACILITIES				
1.3.2.1.0	Engineering works for construction			
1.3.2.1.1	Providing the construction drawings for all the equipment covered under this scope	Yes		Progressively
1.3.2.1.2	Detailing of drawings for construction		Yes	In consultation with BHEL
1.3.2.1.3	As-built drawings – wherever deviations observed and executed and also based on the decisions taken at site- example – routing of small bore pipes	Yes	Yes	”
1.3.2.1.4	Shipping lists etc for reference and planning the activities	Yes	Yes	”

TECHNICAL CONDITIONS OF CONTRACT (TCC)

SI.No	Description	Scope to be taken care by		Remarks
		BHEL	Bidder	
PART II				
1.3.2.1.5	Preparation of site construction schedules and other input requirements		Yes	In consultation with BHEL, As per requirement of BHEL targets
1.3.2.1.6	Review of performance (Form-14) and revision of site construction schedules in order to achieve the end dates and other commitments		Yes	
1.3.2.1.7	Weekly construction schedules based on SI No 1.3.2.1.5		Yes	
1.3.2.1.8	Daily construction / work plan based on SI No 1.3. 2.1.7		Yes	For daily monitoring meeting at site
1.3.2.1.9	Periodic visit of the senior official of the bidder to site to review the progress so that works are completed as per schedule. It is suggested this review by the senior official of the bidder should be done once in every two months.		Yes	
1.3.2.1.10	Preparation of preassembly bay, if any required		Yes	
1.3.2.1.11	Laying of racks for gantry crane if provided by BHEL or brought by the contractor / bidder himself			Applicable, if required at site

1.3.3 OPEN SPACE

- 1.3.3.1 Minimum Open space as made available by customer will be provided at free of charges to the contractor, for construction of temporary office shed, fabrication yard and storage area at the job site, contractor's stores shed(s).
- 1.3.3.2 BHEL shall not provide to the contractor any residential accommodation to any of his staff and the contractor has to make his own arrangements.

TECHNICAL CONDITIONS OF CONTRACT (TCC)

- 1.3.3.3 Contractor has to make his own arrangements for labour colony. The contractor shall provide adequate water arrangement for drinking/washing/bathing with required toilets, drainage system, and electrification etc. in labour colony at his own cost. Suitable paved area, as & if directed by customer based on hygiene requirement of labour, to be provided in the labour colony at the cost of contractor. The Contractor shall provide adequate arrangements for electricity requirements for labour colony.
- 1.3.3.4 Location and area requirement for office/storage sheds/ fabrication yard shall be discussed and mutually agreed to.
- 1.3.3.5 Any development of fabrication yard, storage area, etc. shall be done by the contractor within the quoted rates of the contract.

1.3.4 ELECTRICITY

- 1.3.4.1 In general, Construction power will be provided to the contractor on prevailing rates of TANGEDCO on **chargeable basis** at one single point WITHIN THE PLANT AREA by BHEL. The contractor to Provide necessary energy meter for measuring the power consumption. The contractor shall make his own arrangement for further distribution with necessary isolator/LCB etc. However, based on request of Contractor and requirement of project, BHEL Site in charge, at his discretion, may provide construction power at multiple point (as close to work area as possible), for smooth execution of the work at site. If, BHEL provides electricity at more than one point (as close to work area as possible), it will be responsibility of the contractor to provide all the support necessary for enabling BHEL for extending such provision to contractor. However, the Construction power provided to the contractor shall be on chargeable basis at prevailing rates of TANGEDCO. The contractor has to Provide necessary meter for measuring the power consumption. The contractor shall make his own arrangement for further distribution with necessary isolator/ LCB etc. Any dispute, BHEL engineer's decision shall be final and binding on contractor.

Construction power prevailing charges are as below,

The present LT tariff VI rate of TANGEDCO is

- a) Consumption charges at Rs.12.00 per unit.
- b) Maximum demand (MD) charges as applicable per month
- c) Low Power Factor (LPF) charges
- d) Electricity Tax on total amount
- e) Any other miscellaneous charges charged by M/s TANGEDCO pertaining to construction power supply.

TECHNICAL CONDITIONS OF CONTRACT (TCC)

Note - The TANGEDCO tariff and tax may vary from time to time and the same is applicable for the bidder.

- 1.3.4.2 Necessary "Capacitor Banks" to improve the Power factor to a minimum of 0.9 shall be provided by the contractor at his cost. Penalty if any levied by customer on this account will be recovered from contractor's bills.
- 1.3.4.3 Any duty, deposit involved in getting the Electricity shall be borne by the bidder. As regards contractor's office shed also all such expenditure shall be borne by the contractor.
- 1.3.4.4 Provision for distribution of electrical power from the given single central common point to the required places with proper distribution boards, approved cables and cable laying including supply of all materials like cables, switch boards, pipes etc., observing the safety rules laid down by electrical authority of the State / BHEL / their customer with appropriate statutory requirements shall be the responsibility of the tenderer / contractor.
- 1.3.4.5 BHEL is not responsible for any loss or damage to the contractor's equipment as a result of variations in voltage / frequency or interruptions in power supply.
- 1.3.4.6 Contractor has to make their own arrangements for electricity requirement for labour colony at his own cost.
- 1.3.4.7 As there are bound to be interruptions in regular power supply, power cut/ load shedding in any construction sites, contractor should make his own arrangement for alternative source of power supply through deployment of adequate number of DG sets at their cost during the power breakdown / failure to get urgent and important work to go on without interruptions. No separate payment shall be made for this contingency.

1.3.5 WATER

- 1.3.5.1 Water (Raw water) required for construction purposes will be provided at one single point WITHIN THE PLANT AREA on chargeable basis to contractor at the prevailing rates of TANGEDCO (tapping of water for construction is near Stage-I of North Chennai TPS as provided by M/s TANGEDCO). The contractor to Provide necessary meter for measuring the water consumption. The required pumps & accessories, pipes for drawing water from the given point and further distribution will be arranged by the contractor at their cost to go on without interruptions.

TECHNICAL CONDITIONS OF CONTRACT (TCC)

- 1.3.5.2 Successful Bidder to make his own arrangements for drinking water / water for sanitation for their labour & staff at bidders cost.
- 1.3.5.3 The water charges may vary from time to time as per TANGEDCO/ Metro conditions. However, the prevailing water charge is Rs 145.00 per Kilo litres and may be liable to changes. Any dispute regarding consumption, the BHEL engineer decision will be final. The TANGEDCO tariff and tax may vary from time to time and the same is applicable for the successful bidder.
- 1.3.5.4 In case non-availability of water or the TANGEDCO is not able to supply the water, the contractor shall make his own arrangements of water suitable for construction purpose to have uninterrupted work (from M/s TANGEDCO approved source of water). No separate payment shall be made for any contingency arrangement made by contractor, due to delay / failure for providing water supply. Contractor has to make his own arrangements for their water requirement for their labour colony at their own cost.
- 1.3.6 ONLINE SITE CONSTRUCTION MANAGEMENT SYSTEM [SCMS] & Weighment operator:**
- 1.3.6.1 Contractor has to provide minimum 1 computer [along with one operator] for online material management, reporting of daily progress, billing and other similar activities, within the quoted rate. Computers shall have minimum configuration of Windows 7 OS, 4GB RAM and Internet Explorer 8 or above. The contractor has to provide an exclusive Weighment operator at stores for Weighment of incoming materials within the quoted rate.
- 1.3.7 MATERIAL SUPPLY:**
- BHEL will supply the materials/equipments indicated in the weight schedule from their respective manufacturing units which are to be executed/incorporated in the permanent system. In addition, the material such as lube oil, grease, Ammonia required for commissioning the erected equipments and chemicals required for chemical cleaning of equipments will be supplied free of cost by BHEL. Raw material will be supplied by BHEL for fabrication and erection works of tanks.
- 1.3.8 LIGHTING FACILITY:**
- Adequate lighting facilities such as flood lamps, hand lamps and area lighting shall be arranged by the contractor at the site of construction, pre assembly/fabrication yard and contractor's material storage area etc. at his cost.

TECHNICAL CONDITIONS OF CONTRACT (TCC)

1.3.9 CONSUMABLES:

1.3.9.1 Such of those consumables as indicated as consumables provided by BHEL alone will be provided to the contractor by BHEL free of charge for erection activities. Other required consumables like electrodes, all gases, and other materials for this scope of work are to be arranged by the contractor at their cost. On receipt of the electrodes at site, it shall be subject to inspection and approval by BHEL. The contractor shall inform BHEL details regarding type of electrodes, batch number and date of expiry etc.

1.3.9.2 The bidder shall use the Customer approved quality welding electrodes only. The contractor shall provide within finally accepted price / rates, all consumables like welding electrodes (including alloy steel and stainless steel), all gases (inert, welding, and cutting), soldering material, dye penetrants, radiography films. Other erection consumables such as tapes, jointing compound, grease, mobile oil, M-seal, Araldite, petrol, CTC / other cleaning agents, grinding and cutting wheels are to be provided by the contractor. Steel, H&S, packers, shims, wooden planks, scaffolding and pre-assembly materials, hardware items etc required for temporary works such as supports, scaffoldings, bed are to be arranged by him. Sealing compounds, gaskets, gland packing, wooden sleepers for temporary work, required for completion of work except those which are specifically supplied by manufacturing unit are also to be arranged by him.

1.3.9.3 All the shims, gaskets and packing, which go finally as part of equipment, shall be supplied by BHEL free of cost.

1.3.10 ELECTRODES SUPPLY AND STORAGE

1.3.10.1 The bidder shall use the Customer approved quality welding electrodes only.

1.3.10.2 It shall be the responsibility of the contractor to obtain prior approval of BHEL, before procurement, regarding suppliers, type of electrodes etc. On receipt of the electrodes at site, it shall be subjected to inspection and approval by BHEL. The contractor shall inform BHEL, details regarding type of electrodes, batch number and date of expiry etc.

1.3.10.3 Shortage of any of the electrodes or the equivalent suggested by BHEL shall not be quoted as reason for deficiency in progress or for additional rate.

1.3.10.4 Storage of electrodes shall be done in an air conditioned / controlled humidity room as per requirement, at their own cost by the contractor.

1.3.10.5 Storage of electrodes shall be done in an air conditioned / controlled humidity room as per requirement, at their own cost by the contractor.

1.3.10.6 All low hydrogen electrodes shall be baked / dried in the electrode drying oven (range 375 deg. C - 425 deg. C) to the temperature and period specified by the BHEL Engineer before they are used in erection work and each welder should be provided with one

TECHNICAL CONDITIONS OF CONTRACT (TCC)

portable electrode drying oven at the work spot. Electrode drying oven and portable drying ovens shall be provided by contractor at his cost.

1.3.10.7 In case of improper arrangement of procurement of above electrodes BHEL reserves the right to procure the same from any source and recover the cost from the contractor's first subsequent bills at market value plus departmental charges of BHEL communicated from time to time. Postponement of such recovery is not permitted.

1.3.10.8 BHEL reserves the right to reject the use of any electrodes at any stage, if found defective because of bad quality, improper storage, date of expiry, unapproved type of electrodes etc. It shall be the responsibility of the contractor to replace at his cost without loss of time.

1.3.11 OTHER FACILITIES

1.3.11.1 Adequate water less urinals [at least 2 nos per level at suitable locations] shall be arranged by the contractor within quoted rates, at site of construction at different level and different areas with proper disposal arrangement.

1.3.12 BID DRAWINGS

1.3.12.1 Bid drawings published in this tender specification are for information and this may get revised during execution.

TECHNICAL CONDITIONS OF CONTRACT (TCC)

VOLUME-IA PART – I CHAPTER – IV T&P's and MMEs TO BE DEPLOYED BY CONTRACTOR

- 1.4.1 All other tools & plants required for execution of this scope of work are to be arranged by the contractor within the quoted rates except the T&Ps to be made available by BHEL to contractor free of hire charges on sharable basis.
- 1.4.2 Tentative List of minimum major Tools & Plants to be deployed by the contractor is mentioned below:

S. N	T&P Description	Capacity in MT	Qty.
01	Next Gen Pick and Carry Cranes	Minimum Capacity 14 MT (Mobile)	As required
02	Trailer	Minimum Capacity 20 MT	As required
03	Hydro Test pump for hydro testing.	up to 50 Kg/Sq.cm	As required

- 1.4.3 Fill pumps shall be arranged by the contractor, wherever required.
- 1.4.4 For Hydro testing, necessary Hydraulic Test pumps/ Hand pumps are to be arranged by the contractor as indicated above.
- 1.4.5 All the T & P, lifting tackles including wire ropes, slings, shackles and electrically operated equipment shall be got approved by BHEL Engineer before they are actually put on use. Test certificates obtained from the statutory authority should be submitted before their usage.
- 1.4.6 For handling at store and transportation, contractor shall make his own arrangement.
- 1.4.7 Contractor shall ensure that all the T&Ps deployed shall be in good working condition which includes the T&Ps viz. Blast cleaning accessories with compressor along with Corrugated Galvanized Iron shed, Painting Equipment along with accessories, Plate Bending machine, Ultrasonography or Radiography or any other NDT equipments as required for fabrication of tanks and structural works.
- 1.4.8 The contractor has to furnish a list of Tools and plants including cranes / tractors / trailers / trucks etc. which he has proposed to deploy for this work.
- 1.4.9 Crane operators deployed by the contractor shall be tested by BHEL before he is allowed to operate the cranes. The crane load test has to be conducted as per statutory guidelines before deployment.

TECHNICAL CONDITIONS OF CONTRACT (TCC)

- 1.4.10 The contractor shall arrange crane operator, diesel, petrol and other consumables required for their tools and plants, equipments etc. Preventive and routine maintenance of T & P are also to be arranged by the contractor at his cost without any delay. Required number of experienced mechanics and helpers for routine maintenance of the above cranes shall be provided by the contractor within his quoted rate.
- 1.4.11 If work gets delayed due to non-availability of any T & P, BHEL reserves the right to get the work done by making alternate arrangement and recover cost plus overheads from the contractor.
- 1.4.12 In the event of contractor failing to arrange the required tools, plants, machinery, equipment, material or non-availability of the same owing to breakdown, BHEL will make alternative arrangement and recover cost plus overheads from the contractor.
- 1.4.13 In the event of non-mobilization of Tools, Plants, Machinery, Equipment, Material or non-availability of the same owing to breakdown and as a result progress of work suffered, BHEL reserves the right to make alternative arrangement (available or higher capacity) and hire charges shall be applicable as under:

Case 1: BHEL provides its own Capital T&P: If BHEL provides owned T&P then BHEL, hire charges (as per BHEL norms) will be recovered from the contractor as per the prevailing BHEL Corporate hire charges applicable (as enclosed in Chapter 4 of Part II Volume IA-Technical Conditions of Contract Volume I Book I) as per following cases:

- In case the T&P is specifically listed in “T&Ps to be deployed by Contractor”, ‘Rates of hire charges applicable to outside agencies other than contractors working for BHEL’ will apply.
- In case the T&P is not specifically listed in “T&Ps to be deployed by Contractor”, ‘Rates of hire charges applicable to contractors working for BHEL’ will apply.
- The hire charges of Capital Tools & Plants are exclusive of operating expenses e.g., Operator, fuel & Consumables and the same shall be arranged by the contractor at his cost.

Case 2: BHEL provides hired T&P: In all cases other than that specified in Case 1 above, actual expenses incurred by BHEL along with applicable overheads will be back-charged to the contractor

- The present rates of BHEL’s Corporate Crane hire charge, are enclosed in Chapter _ of part II of Technical Conditions of Contract (Volume-IA Book-I). This may get revised further as per the BHEL corporate guidelines. The prevailing rates as on date of execution shall be applicable.

TECHNICAL CONDITIONS OF CONTRACT (TCC)

- 1.4.14 T&Ps mentioned above is tentative requirement considering parallel working in all areas mentioned in the scope of work. However, mobilization schedule and quantity / numbers as mutually agreed at site for major T&Ps, have to be adhered to. Numbers/ time of requirement of T&Ps will be reviewed time to time by BHEL site and contractor will provide required T&Ps / equipments to ensure completion of entire work within schedule / target date of completion without any additional financial implication to BHEL. Vendor will give advance intimation and certification regarding capacity etc. prior to dispatch of heavy equipments. Also on completion of the respective activity, demobilization of T&P in total or in part can be done with the due approval of the engineer incharge. Retaining of the T&Ps during the contract period will be mutually agreed in line with construction requirement.

TECHNICAL CONDITIONS OF CONTRACT (TCC)

VOLUME IA PART – I CHAPTER V T&Ps AND MMEs TO BE DEPLOYED BY BHEL ON SHARING BASIS

- 1.5.1 List of T&Ps to be made available by BHEL to contractor free of hire charges on sharable basis are as below:

SI No	Description	Quantity
1	In addition to the cranes to be provided by the contractor, BHEL will provide cranes of 75T or above capacity to the contractor as per site requirement on sharing basis free of hire charges	As decided by BHEL
2	Air Blower for Air Leak Test	As Required
3	Venturimeter	As Required

- 1.5.2 All the T&Ps mentioned in clause 1.5.1 above shall be given to contractor on sharable basis and the allotment is made by BHEL on need basis. Decision of BHEL engineer will be final on the above.

- 1.5.3 Besides the T & P mentioned above, which is being made available to the contractor on free of hire charges, any other T & P which may be required for successful and timely execution of the work covered within the scope of this tender shall be arranged and provided at site by the contractor at his cost. In case if the contractor fails to provide such equipment's, BHEL will arrange for the same and the cost will be recovered from the contractor's bill with BHEL overheads, as applicable from time to time which may vary even during contract period.

- 1.5.4 Levelled land in FGD area will be provided by BHEL/Customer for the cranes. Consolidation of the ground, if required, and preparation (including civil works and supply of required consolidation materials) for placing crane for operation shall be done by the contractor, at his cost. Necessary plates / sleepers if any required for marching and placing of crane for operation shall also be provided by the contractor within quoted rates.

- 1.5.5 BHEL may provide either owned cranes or hired cranes at the discretion of BHEL as below:

- 1.5.5.1 In the event of providing BHEL Cranes:

- 1.5.5.1.1 For all BHEL's crane, BHEL shall provide crane operator, free of charges. Fuel to be provided by the contractor within the quoted rate. All consumables for the BHEL crane maintenance shall be provided by the contractor within the quoted rates.

- 1.5.5.1.2 Tentative list of consumables required to be provided by contractor is as below:

- Engine Oil 15 W 40

TECHNICAL CONDITIONS OF CONTRACT (TCC)

- Fuel Filters
- Air Filters
- Hydraulic Filters
- Hydraulic Oil –Servo 68
- Gear Oil- Servo 90
- Engine oil Filter
- Oil Separator Filter
- Rope- CRG 100 Grease
- Grease- Servo Multi-Purpose Grease

- 1.5.5.1.3 Maintenance for the BHEL crane shall be carried out by BHEL. Bidder shall extend support (if required) required for routine maintenance works
- 1.5.5.2 In the event of providing hired cranes:
- 1.5.5.2.1 Crane Operators for hired cranes will be provided by BHEL, on free of charges.
- 1.5.5.2.2 Fuel for cranes is to be arranged by the contractor within the quoted rate.
- 1.5.6 All the distribution boards, connecting cables, hoses etc., and temporary connection work including electrical connections for the BHEL issued T & Ps shall have to be arranged by the contractor at his cost.
- 1.5.7 Any loss / damage of tools by the contractor shall have to be replaced or otherwise cost thereof shall be recovered from the contractor.
- 1.5.8 In case of non-availability of these equipments, due to any reason i.e., unavoidable breakdown, major overhaul or any other reason etc., the contractor should make arrangement at his own cost to meet the erection targets. No extra claim will be admitted due to non-availability of any of the above equipments. No delay in execution of work shall be accepted on this account.

TECHNICAL CONDITIONS OF CONTRACT (TCC)

VOLUME – IA PART – I CHAPTER-VI TIME SCHEDULE

1.6.1 TIME SCHEDULE

- 1.6.1.1 The entire work covering erection of FGD, fabrication and erection of tanks for FGD, including Supply & Application of all types of Painting including the Final Painting and works as detailed in the Tender Specification shall be completed within **14 (Fourteen Months)** from the date of commencement of work at site.
- 1.6.1.2 During the total period of contract, the contractor has to carry out the activities in a phased manner as required by BHEL and the program of milestone events
- 1.6.1.3 The work shall be commenced on the mutually agreed date between the bidder and BHEL engineer and shall be deemed as completed in all respect only when the unit is in operation. The decision of BHEL in this regard shall be final and binding on the contractor. The scope of work under this contract is deemed to be completed only when so certified by the site Engineer.
- 1.6.1.4 The contractor is required to refer Form F15 in Volume-I Book -II for all the instructions to be taken immediately after receipt of LOI.

1.6.2 MOBILISATION

- 1.6.2.1 Contractor shall mobilize necessary resources as per letter of Intent or as per directive of Construction manager. Contractor shall also follow the Technical Conditions of Contract (Volume-IA Book- I) and in case of discrepancy the decision of BHEL engineer is final and binding on contractor.
- 1.6.2.2 In order to meet the schedule in general, and any other intermediate targets set, to meet customer/ project schedule requirements, Contractor shall arrange & augment all necessary resources from time to time on the instructions of BHEL Engineer.
- 1.6.2.3 The activities for erection, testing etc. shall be started as per directions of Construction manager of BHEL. The contractor has to augment their resources in such a manner that following major milestones of erection & commission are achieved on specified schedules:

Milestone Activity	FGD Package
Erection Start	1 st Month
Air Tightness Test for Complete Ducting	9 th Month
Completion of Erection work of FGD System	10 th Month
Commissioning of FGD	12 th Month
Balance work completion, pending points, punch points liquidation	14 th Month

TECHNICAL CONDITIONS OF CONTRACT (TCC)

1.6.2.4 In case the project is to be advanced, the erection works in the scope of the contractor is to be advanced to meet the project requirement. No extra payment whatsoever shall be paid on this account.

1.6.2.5 Intermediate milestones are as below:

Intermediate Milestones	
1. Air Tightness Test for Complete Ducting (M1)	9th Month
2. Commissioning of FGD (M2)	12th Month

1.6.2.6 PENALTY FOR INTERMEDIATE MILESTONES

M1 and M2 shall be intermediate for respective works under each package.
In case of slippage of these identified Intermediate Milestones, Delay Analysis shall be carried out on achievement of each of these two Intermediate Milestones with reference to Form 14.
In case delay in achieving M1 milestone is solely attributable to the contractor, 0.5% per week of executable contract value* limited to Maximum 2% executable contract value will be withheld.
In case delay in achieving M2 milestone is solely attributable to the contractor, 0.5% per week of executable contract value* limited to maximum 3% of executable contract value will be withheld.
Amount already withheld, if any, against slippage of M1 milestone, shall be released only if there is no delay attributable to contractor in achievement of M2 milestone.
Amount required to be withheld on account of slippage of identified intermediate milestone(s) shall be withheld out of respective milestone payment and balance amount (if any) shall be withheld @ 10% of RA Bill amount from subsequent RA bills.
Final deduction towards LD (if applicable), on account of delay attributable to contractor shall be based on final delay analysis on completion / closure of contract. Withheld amount, if any due to slippage of intermediate milestones shall be adjusted against LD or released as the case may be.
In case of termination of contract due to any reason attributable to contractor before completion of work, the amount already withheld against slippage of intermediate milestones shall not be released and be converted in to recovery.
Note: * Executable contract value-value of work for which inputs/fronts were made available to contractor and were scheduled for execution till the date of achievement of that milestone.

TECHNICAL CONDITIONS OF CONTRACT (TCC)

1.6.3 **COMMENCEMENT OF CONTRACT PERIOD**

The date of commencement of contract period shall be the mutually agreed date between the bidder and BHEL engineer to start the work. In case of discrepancy the decision of BHEL engineer is final.

1.6.4 **CONTRACT PERIOD**

The contract period for completion of entire work under scope shall be 14 (Fourteen months only) months from the –COMMENCEMENT OF CONTRACT PERIOD as specified earlier.

1.6.5 **GUARANTEE PERIOD**

The guarantee period of Twelve months for workmanship shall commence from the date of handing over of the FGD to Customer (Provided all erection, testing, and commissioning works are completed in all respects).

TECHNICAL CONDITIONS OF CONTRACT (TCC)

VOLUME-IA PART-I CHAPTER - VII TERMS OF PAYMENT

1.7.1 Terms of Payments for the Erection Testing and Commissioning of FGD Mechanical - Progressive payment against Monthly running bills will be made to 85% of the value of the erected Pro-rata as per CI No 1.7.2.1.1 to 1.7.2.1.10 of the following table: -

1.7.2.1 Pro Rata Payment

SI NO	Rate Schedule Identification	Structure	Non-Pressure Parts (Ducts/Dampers etc.)	Rotating M/c	Tanks-Fabrication and Erection	Insulation a. Iron Components b. Wool Mattress c. Al Sheets	Piping CS Piping SS Piping
		1A	2A	3A	4A	(5A,5B,5C)	(6A,6B)
1.7.2.1	Pro Rata Payment (85%)						
1.7.2.1.1	On Pre Assembly wherever applicable (if not applicable, this portion shall be clubbed with placement in position)	20%	20%	15%	Marking and Cutting - 10% Edge Preparation-10% Rolling-10%		15%
1.7.2.1.2	Placement in position of preassembled (equipment/pipe/instruments wherever applicable)	20%	20%	20%		50%	15%

TECHNICAL CONDITIONS OF CONTRACT (TCC)

1.7.2.1.3	Alignment	20%	20%	20%		15%	15%
1.7.2.1.4	Welding, Bolting/Grouting/Fixing	20%	20%	20%	10%	20%	20%
1.7.2.1.5	Completion of non-destructive examination & Stress Relieving/Heat Treatment (If applicable, then this portion to be paid along with welding	5%	5%		10%		5%
1.7.2.1.6	Hangers & Support etc. whichever is necessary as per dwg.						5%
1.7.2.1.7	Surface preparation of tanks for painting				10%		
1.7.2.1.8	Painting				10%		5%
1.7.2.1.9	Hydraulic Test				15%		5%
1.7.2.1.10	Equipment Trial Run			10%			
	Total pro rata payments Total 85%	85%	85%	85%	85%	85%	85%

TECHNICAL CONDITIONS OF CONTRACT (TCC)

1.7.2.2 Further 15% payment on pro-rata basis common to all PGs shall be released on achievement of the following stage/milestone events (as per clause no 1.7.2.2.1 to 1.7.2.2.6 of the following table) for the tonnage erected.

1.7.2.2	Stage/Milestone Payments (15%)	% Payment
1.7.2.2.1	Completion of Air & Gas Tightness test for ducts	2%
1.7.2.2.2	Commissioning/Trial Run of FGD System	5%
1.7.2.2.3	Area Cleaning, Temporary Structures Removal and cutting/removal and return of Scrap	2%
1.7.2.2.4	Punch Point Completion	2%
1.7.2.2.5	Material Reconciliation	2%
1.7.2.2.6	Completion of Contractual Obligation	2%

TECHNICAL CONDITIONS OF CONTRACT (TCC)

VOLUME-IA PART-I CHAPTER-VIII TAXES AND DUTIES

1.8.1 Goods and Service Tax (GST) & Cess

- 1.8.1.1 The successful bidder shall furnish proof of GST registration with GSTN Portal in the State in which the Project is being executed, covering the services under this contract. Registration should also bear endorsement for the premises from where the billing shall be done by the successful bidder on BHEL for this project/ work.
- 1.8.1.2 Contractor's price/rates shall be exclusive of GST & Cess (if applicable) (herein after termed as GST). Contractor shall submit to BHEL the GST compliant tax invoice/debit note/revised tax invoice on the basis of which BHEL will claim the input tax credit in its return. Since this is a works contract, the applicable rate shall be @ 18% GST, as applicable presently.
- 1.8.1.3 Bidder shall note that the GST Tax Invoice complying with GST Invoice Rules wherein the 'Bill To' details will be as below:
BHEL GSTN: 33AAACB4146P2ZL
NAME - BHARAT HEAVY ELECTRICALS LIMITED
ADDRESS – BHEL PSSR Site Office, North Chennai Thermal Power Station,
Stage-III, Athipattu Pudunagar, Chennai - 600 120
- 1.8.1.4 GST charged in the tax invoice/debit note/revised tax invoice by the contractor shall be released separately to the contractor only after contractor files the outward supply details in GSTR-1 on GSTN portal and input tax credit of such invoice is matched with corresponding details of outward supply of the contractor and has paid the GST at the time of filing the monthly return.
- 1.8.1.5 In case BHEL has to incur any liability (like interest / penalty etc.) due to denial/reversal / delay of input tax credit in respect of the invoice submitted by the contractor, for the reasons attributable to the contractor, the same shall be recovered from the contractor.
- 1.8.1.6 Further, in case BHEL is deprived of the Input tax credit due to any reason attributable to contractor, the same shall not be paid or Recovered if already paid to the contractor.
- 1.8.1.7 Tax invoice/debit Note/revised tax invoice shall contain all such particulars as prescribed in GST law and comply to the timelines for issue of the same. Invoices shall be submitted on time to the concerned BHEL Engineer In Charge.
- 1.8.1.8 TDS under GST (if/ as & when applicable) shall be deducted at prevailing rates on

TECHNICAL CONDITIONS OF CONTRACT (TCC)

gross invoice value from the running bills.

- 1.8.1.9 E-way bills / Transit passes / Road Permits, if required for materials / T&P etc., bought into the project site is to be arranged by the Contractor only.
- 1.8.1.10 BHEL shall not reimburse any amounts towards any interest / penalty etc., incurred by contractor. Any additional claim at a later date due to issues such as wrong rates / wrong classification by contractor shall not be paid by BHEL.
- 1.8.2 All taxes and duty other than GST & Cess
The contractor shall pay all (except the specific exclusion viz GST & Cess) taxes, fees, license charges, deposits, duties, tools, royalty, commissions, Stamp Duties, or other charges / levies, which may be levied on the input goods & services consumed and output goods & services delivered in course of his operations in executing the contract and the same shall not be reimbursed by BHEL. In case BHEL is forced to pay any of such taxes, BHEL shall have the right to recover the same from his bills or otherwise as deemed fit.
- 1.8.3 Statutory Variations
Statutory variations are applicable under the GST Acts, against production of proof. The changes implemented by the Central / State Government during the tenure of the contract viz. increase / decrease in the rate of taxes, applicability, etc. and its impact on upward revision / downward revision are to be suitably paid/ adjusted from the date of respective variation. The bidder shall give the benefit of downward revision in favour of BHEL. No other variations shall be allowed during the tenure of the contract.
- 1.8.4 New Taxes/Levies
In case Government imposes any new levy / tax after submission of bid during the tenure of the contract, BHEL shall reimburse the same at actual on submission of documentary proof of payment subject to the satisfaction of BHEL that such new levy / tax is applicable to this contract.
- 1.8.5 Direct Tax
BHEL shall not be liable towards Income Tax of whatever nature including variations thereof arising out of this contract as well as tax liability of the bidder and their personnel. Deduction of tax at source at the prevailing rates shall be effected by BHEL before release of payment as a statutory obligation, unless exemption certificate is produced by the bidder. TDS certificate will be issued by BHEL as per the provisions of Income Tax Act.

TECHNICAL CONDITIONS OF CONTRACT (TCC)

VOLUME – IA PART – I CHAPTER –IX WEIGHT SCHEDULE

1.9.1 Weight Schedule for Part B- FGD Mechanical

SL No	Description	Weight (MT)	Rate Schedule
1	Structure	2695	1A
2	Non Pressure Parts/Ducts/Dampers	2799	2A
3	Rotating Components/Machines	790	3A
4	Fabrication and Erection of the Tanks from the Structural Materials (Plates, Structural Components) and Hydro Cyclones and Other Miscellaneous items	365	4A
5	Mineral Wool	147	5A
6	Fixing Components	66	5B
7	Aluminium Sheet & Sealing Compound	66	5C
8	CS Piping	589	6A
9	SS Piping	40	6B
	Total	7557	

1.9.2 NOTE:

- 1.9.2.1 The product list and the manufacturing units indicated above are indicative for estimation purpose only. The weight mentioned above is approximate and liable to vary as per design consideration of the manufacturing unit. There will be change in PG, weight, description etc. However, payments will be made for the tonnage actually erected at the quoted rate. Quantity Variation will be dealt as per clause 2.14 of General Conditions of Contract (Volume I Book II).
- 1.9.2.2 The payment will be made at the quoted / accepted rates for the tonnage actually handled.
- 1.9.2.3 Besides PG / PGMA indicated in the weight schedule, there is likelihood of addition of product groups integral to FGD and its auxiliaries. The quoted rates shall be applicable for such product groups also.

TECHNICAL CONDITIONS OF CONTRACT (TCC)

- 1.9.2.4 For the purpose of payment, the gross weight indicated in RR/LWB/PWB will be taken into account for calculating the tonnage handled.
- 1.9.2.5 The erection & dismantling of temporary piping, pumps, tanks, dummy plates & other miscellaneous equipment etc. for pre-commissioning and commissioning activities like hydraulic test, gas tightness test etc. are covered in this contract and shall be carried out as a part of work. There will not be any separate payment for these works.
- 1.9.2.6 The Erection of FAN MOTORS are covered in this scope of contract.
- 1.9.2.7 The erection and dismantling of air blowers and connecting pipes and ducts, providing blanks / dummies at the required locations and conducting gas tightness test is in the scope of the contract and shall be carried out within the quoted rate.

BILL OF QUANTITY

Unit	PGMA	PGMA Description	Weight (In Kgs)	Rate Schedule
TRY	FD019	FOUNDATION MATL FOR DUCT STRUC	2,535.29	1A
TRY	FD141	CONDENSATE DRAIN PIPE	5,000.00	6A
TRY	FD200	INSTRUMENT TAPPING	5,000.00	2A
TRY	FD207	OUTLET GUIDE VANE	4,000.00	2A
TRY	FD462	DUCT BYP & BUF/GGH/ABS	3,39,237.25	2A
TRY	FD464	EXPNSN JNT METALLIC	22,892.39	2A
TRY	FD465	DUCT SUP BYP & BUF/GGH	44,103.42	1A
TRY	FD472	DUCT BYP -GGH	2,99,144.30	2A
TRY	FD474	EXPNSN JNT METALLIC	23,386.87	2A
TRY	FD475	DUCT SUP BYP -GGH	1,20,000.00	1A
TRY	FD482	DUCT BUF/GGH & ABS	3,25,000.00	2A
TRY	FD484	EXPNSN JNT METALLIC	35,000.00	2A
TRY	FD485	DUCT SUPPORT BUF/GGH & ABS	75,000.00	1A
TRY	FD492	DUCT ABS & BYP/STACK	3,99,760.33	2A
TRY	FD494	EXPNSN JNT NON METALLIC	70,000.00	2A
TRY	FD495	DUCT SUP ABS & STACK/BYP	1,10,000.00	1A
TRY	FD498	HOOK UP DUCT WITH STRUCTURE	17,039.55	2A
TRY	FD700	BULKED BPS - ERECTION BOLTS AND NUTS	6,000.00	1A
TRY	FD912	SLIDE BEARING PLATE	3,000.00	1A
TRY	FD915	MAN HOLE DOOR	1,075.45	1A
TRY	FD993	ERECTION MATERIALS	40,000.00	2A
TRY	FH990	ABSORBER ISLAND - HANDLING SYSTEM	14,000.00	2A
TRY	FJ360	VALVES (BHEL)	1,000.00	2A
TRY	FJ364	VALVES & SAFETY VALVES (SD)	1,000.00	2A

TECHNICAL CONDITIONS OF CONTRACT (TCC)

Unit	PGMA	PGMA Description	Weight (In Kgs)	Rate Schedule
TRY	FJ365	ABSORBER AGITATOR	1,500.00	2A
TRY	FJ960	LAPPING TOOLS - CONVENTIONAL VALVE	0.73	2A
TRY	FJ989	BHEL VALVE COMG SPARES	1.00	2A
TRY	FL210	FIXING COMPONENTS - FGD SYSTEM	50,500.00	5B
TRY	FL221	MINERAL WOOL - FGD SYSTEM	1,30,000.00	5A
TRY	FL700	BULKED DD COMPONENTS - FGD SYSTEM	13,000.00	2A
TRY	FL701	BPS FASTENERS - FGD SYSTEM	1,500.00	3A
TRY	FL810	OUTER CASING - FGD SYSTEM	65,000.00	5C
TRY	FP005	EMERGENCY QUENCHING WATER TANK	13,000.00	2A
TRY	FP354	GASKETS	6.92	3A
TRY	FP700	FASTENERS	311.04	3A
TRY	FP860	VALVES (BHEL)	1,500.00	3A
TRY	FP865	SUBDELIVERY - MIST ELIMINATOR	15,000.00	2A
TRY	FP867	SUBDELIVERY - VALVES	1,000.00	2A
TRY	FP868	SUBDELIVERY - EXPANSION JOINTS	300.00	2A
TRY	FP870	WET DRY INTERFACE WASHING SYSTEM	741.69	2A
TRY	FP871	W/D INTERFACE WASHING SYSTEM? DD ITEMS	58.12	2A
TRY	FP875	EMERGENCY QUENCHING SYSTEM	3,355.87	2A
TRY	FP876	EMERGENCY QUENCHING SYSTEM DD ITEMS	199.10	2A
TRY	FP988	COMMG SPARES/SD	100.00	1A
TRY	FP992	WELDING ELECTRODES	300.00	2A
TRY	FP993	CONSUMMABLES & EREC MATLS	500.00	2A
TRY	FS200	ABSORBER RC SYSTEM PIPING - BOI	33,750.00	2A
TRY	FS300	ABSORBER AAT - BOI	500.00	2A
TRY	FT010	FOUNDATION MATERIAL - DUCT STRUCTURE	1,821.55	1A
TRY	FT011	FOUNDATION MATERIAL - DUCT STRUCTURE - 1	4,494.64	1A
TRY	FT100	DUCT STR BYP & BUF/GGH/ABS	63,051.50	1A
TRY	FT110	DUCT STR BUF/GGH & ABS	2,20,297.65	1A
TRY	FT120	DUCT STR ABS & BYP/STACK	2,25,739.05	1A
TRY	FT300	PLATFORM FOR DUCT	3,086.03	1A
TRY	FT301	PLATFORM FOR G&D	5,000.00	1A
TRY	FT700	HSFG BOLT - DUCT STRU	5,000.00	1A
TRY	FZ010	FOUNDATION MATL FOR ABS	13,475.35	1A
TRY	FZ011	FOUNDATION MATL FOR ELEVATOR	2,810.60	1A
TRY	FZ100	ABSORBER COLUMNS	2,77,504.92	1A
TRY	FZ120	ELEVATOR COLUMN	47,102.75	1A
TRY	FZ200	ABSORBER BEAMS AND BRACING	1,44,738.02	1A
TRY	FZ220	ELEVATOR BEAM AND BRACING	56,340.10	1A
TRY	FZ300	ABSORBER LOWER FLOORS	1,25,346.20	1A
TRY	FZ310	ABSORBER UPPER FLOORS	1,31,220.53	1A
TRY	FZ320	SUPRTING STR - EMERGENCY QWT	25,000.00	1A

TECHNICAL CONDITIONS OF CONTRACT (TCC)

Unit	PGMA	PGMA Description	Weight (In Kgs)	Rate Schedule
TRY	FZ325	ELEVATOR FLOORS	29,020.99	1A
TRY	FZ340	INTER-CONNECTING PLTF TO ABS	840.31	1A
TRY	FZ391	ABSORBER MISCELLANEOUS	40,000.00	1A
TRY	FZ610	ELEVATOR CLADDING STRUCTURES	26,832.40	1A
TRY	FZ611	ROOF SHEETING	3,000.00	1A
TRY	FZ700	ABSORBER HSFG FASTENERS	1,229.89	1A
TRY	FZ701	HSFG BOLT - ELEV STRUC	533.93	1A
TRY	FZ710	ELEVATOR M/C ROOM - GUIDE	5,000.00	1A
TRY	FZ810	ABSORBER FLOOR GRILLS	65,951.46	1A
TRY	FZ811	ELEVATOR FLOOR GRILLS	15,498.28	1A
TRY	FZ814	ABS BAFFLE GRATING	854.40	1A
TRY	FZ820	ABSORBER STAIRS & HANDRAILS	24,450.67	1A
TRY	FZ821	ELEVATOR STAIRS & HANDRAILS	19,843.17	1A
TRY	FZ900	ABS SPRAY PIPE SUPP	19,000.00	1A
TRY	FZ901	ABS ME SUPPORT	18,000.00	1A
TRY	FZ902	ABS BAFFLE GRATING SUPP	18,000.00	1A
TRY	FZ909	ABSORBER SHEAR PLATE	10,000.00	1A
TRY	FZ910	ABSORBER SYSTEM - BASE	22,808.43	1A
TRY	FZ915	ABSORBER SYSTEM - CASING BOTTOM	1,54,000.00	1A
TRY	FZ920	ABSORBER SYSTEM - CASING INTERM	1,00,000.00	1A
TRY	FZ925	ABSORBER SYSTEM - CASING TOP	2,58,000.00	1A
TRY	FZ930	ABSORBER SYSTEM - LINING - C276	5,000.00	2A
TRY	FZ950	MAN HOLE DOOR FOR ABSORBER	4,000.00	1A
TRY	FZ952	NOZZLE NB25 TO NB250	4,000.00	2A
TRY	FZ953	ABS NOZL NB 300 & ABOVE	4,000.00	2A
TRY	FZ990	SPECIAL WELDING ELECTRODE	4,000.00	2A
TRY	FS988	ABSORBER ISLAND SLURRY SYS - COMMISSIONI	100.00	2A
TRY	FC236	ELEVATOR & ACCESSORIES	600.00	3A
TRY	FJ365	ABSORBER AGITATOR	4,000.00	2A
TRY	FP865	SUBDELIVERY - MIST ELIMINATOR	1,000.00	2A
PC	80340	AUX STEAM HEADER SA 106 GR B / C (IBR)	15,500.00	6A
PC	80463	TG AUX COOLING WATER SA 106 GR B	12,700.00	6A
PC	80468	MAIN CIRCULATION WATER PIPING SA312 / SA 790	25,900.00	6A
PC	80477	SERVICE WATER PIPING IS 1239	35,200.00	6A
PC	80478	DRINKING WATER PIPING IS 1239	9,500.00	6A
PC	80610	SERVICE AIR COMPRESSOR - SUCTION AND DISCHARGE TO RECEIVER IS 1239	100.00	6A
PC	80901	SUB DELIVERY VALVES	100.00	2A
PC	80933	HANGERS AND SUPPORTS FOR LP PIPING	18,500.00	6A

TECHNICAL CONDITIONS OF CONTRACT (TCC)

Unit	PGMA	PGMA Description	Weight (In Kgs)	Rate Schedule
PC	81318	FIXING COMPONENTS FOR MISC PIPING INSULATION	500.00	5B
PC	81325	MINERAL WOOL MATTRESS	2,200.00	5A
PC	81350	ALUMINIUM CLADDING FOR INSULATION	1,100.00	5C
RPT	55000	FAN TOOL and FIXTURE	53.510	3A
RPT	55081	BUF FIX MATERIAL	2016.636	3A
RPT	55082	BUF STAIR and HND RAIL	1758.720	3A
RPT	55084	BUF C and S AIR FAN	3000.000	3A
RPT	55085	BUF CPLNG GUARD	63.436	3A
RPT	55087	BUF Candi ITEMS	40.000	3A
RPT	55089	BUF MOTOR CANOPY	2174.316	3A
RPT	55091	FIRST FILL LUBRICANT	2520.000	3A
RPT	55287	1 STG BUF ROTOR	22246.834	3A
RPT	55480	BUF SET and INDN SHAFT	59.440	3A
RPT	55580	BUF EXPN JOINTS	2319.236	3A
RPT	55587	1 STG BUF HOUSING	45727.468	3A
RPT	55787	BUF SUCTION BOX	19023.272	3A
RPT	55880	BUF CPLNG	3380.000	3A
RPT	55887	BUF DIFFUSER	17440.970	3A
RPT	55980	BUF LUBE OIL SYS	3500.000	3A
RPT	55983	BUF ACTUATOR	100.000	3A
RPT	57141	SEAL AIR PIPING	21600.000	3A
RPT	57491	BLOWER WITH MOTOR	12800.000	3A
RPT	57497	KGV and CHECK VALVE	10400.000	2A
RPT	57540	GATE-FGD BOOSTER FAN INLET	63040.000	2A
RPT	57550	GATE-FGD BOOSTER FAN OUTLET	65350.000	2A
RPT	57566	PLATFORMS AND LADDERS-FGD GD	26000.000	1A
RPT	57577	ELECT ACTUATOR FOR GATEDAMPER	11200.000	2A
RPT	57578	ELECTRICAL ITEMS FOR GATEDAMP	56.000	2A
RPT	57992	SPL MATL ELECTRODES	400.000	2A
RPT	57B73	DMPR-FGD OUTLET	38000.000	2A
RPT	57B83	DMPR-FGD BYPASS	53397.126	2A
RPT	FW223	ABSORBER SYSTEM ACCESSORIES	1097.161	3A
RPT	FW267	INSULATION MATERIALS FOR DUCT	15000.000	5A
RPT	FW268	FIXING COMP FOR DUCT	15000.000	5B
RPT	FW269	CLADDING SHEET FOR DUCT	5000.000	2A
RPT	FW310	STRU FOR BOOSTER FAN HANDLING	27226.969	1A
RPT	FW314	MISCELLANEOUS- FGD SYSTEM	80000.000	2A
RPT	FW702	WATER PUMPS and ACCESSORIES	5000.000	2A
RPT	FW715	HANDLING EQUIPMENT IN FGD	50000.000	2A

TECHNICAL CONDITIONS OF CONTRACT (TCC)

Unit	PGMA	PGMA Description	Weight (In Kgs)	Rate Schedule
RPT	FW790	TOOLS	10000.000	2A
RPT	FW798	AIR RECEIVERS	5000.000	2A
RPT	FW806	CONTROL JUNCTION BOX	1500.000	2A
RPT	FW807	POWER JUNCTION BOX	2000.000	2A
RPT	FW809	EARTHING MAERIAL	45000.000	2A
RPT	FW816	MANL BTRFLY VALV- UTLTY	1000.000	2A
RPT	FW817	MOTOR BTRFL VALV-UTLTY	500.000	2A
RPT	FW818	PNEM BTRFLY VALV-UTLTY	500.000	2A
RPT	FW819	MAN BTRFLY VALV-LS SLRY	1500.000	2A
RPT	FW820	MOTOR BTRFLY VALV-LS SLRY	2500.000	2A
RPT	FW821	PNEUM BTRFLY VALV-LS SLRY	500.000	2A
RPT	FW822	MAN BTRFLY VALV-GYP SLRY	1500.000	2A
RPT	FW823	MOTOR BTRFLY VALV -GYP SLRY	2500.000	2A
RPT	FW824	PNEUM BTRFLY VALV-GYP SLRY	500.000	2A
RPT	FW825	MAN BTRFLY VALV-AIR	500.000	2A
RPT	FW826	MOTOR BTRFLY VALV-AIR	500.000	2A
RPT	FW827	PNEUM BTRFLY VALV-AIR	500.000	2A
RPT	FW828	MAN GATE VALV-UTLTY	3500.000	2A
RPT	FW829	MOTOR GATE VALV-UTLTY	500.000	2A
RPT	FW830	PNEUM GATE VALVE-UTLTY	500.000	2A
RPT	FW834	MAIN GLOBE VALV-UTLTY	1000.000	2A
RPT	FW840	CERAMIV VALVES	500.000	2A
RPT	FW841	CONTROL VALVES	500.000	2A
RPT	FW842	MAN PINCH VALV-GYP SLRY	500.000	2A
RPT	FW845	BALL VALVES- WATER	500.000	2A
RPT	FW848	CHECK VALVES- WATER	500.000	2A
RPT	FW851	DIAPHRAGM VALV-SLURRY	500.000	2A
RPT	FW854	ROOT VALV INSTRMNTN	1000.000	2A
RPT	FW861	CSRL PIPE-1 (GSLs)	75000.000	6A
RPT	FW862	CSRL PIPE-2 (GSLs)	110000.000	6A
RPT	FW863	CS PIPING (PWCWSW)	65000.000	6A
RPT	FW864	SS PIPING (W/D)	40000.000	6B
RPT	FW865	GI PIPING (IA DW)	25000.000	6A
RPT	FW866	FASTENERS CS and SS	18000.000	6A
RPT	FW867	RUBBER GASKET SHEET	3000.000	6A
RPT	FW868	U-BOLTS	5000.000	6A
RPT	FW869	RUBBER EXP. BELLOWS	3000.000	6A
RPT	FW870	PIPING ACC.	1000.000	6A
RPT	FW871	PIPING SUPPORT STR.	18000.000	6A
RPT	FW988	COMMISSIONING SPARES	10000.000	6A

TECHNICAL CONDITIONS OF CONTRACT (TCC)

Unit	PGMA	PGMA Description	Weight (In Kgs)	Rate Schedule
RPT	GH010	GAS HEATER-ROTOR ASSY	151000.000	2A
RPT	GH030	GAS HEATER-ROTORHOUSING	39000.000	2A
RPT	GH041	GAS HEATER-HOT END CONN PLATE	36000.000	2A
RPT	GH042	GAS HEATER-COLD END CONN PLATE	58000.000	2A
RPT	GH220	GAS HEATER-GENS DETAILS	15400.000	2A
RPT	FW213	ABSORBER SYSTEM INTERNALS - SPRAY PIPES	15000	2A
RPT	FW213	ABSORBER SYSTEM INTERNALS - SPRAY NOZZLES		2A
RPT	FW213	ABSORBER SYSTEM INTERNALS - JET AIR SPARGER		2A
RPT	FW701	SLURRY PUMPS and ACCESSORIES	75000.000	3A
RPT	GH000	SPECIAL TOOLS/CONTRA	300000	2A
RPT	GH024	GAS HEATER-COLD BASKETandELEMENT		2A
RPT	GH988	GAS HEATER-COMMISSIONING SPARE		2A
PEM	NA	MOTOR OF VACUUM PUMP - 2NOS (COVERED IN PUMP)	4000	3A
PEM	NA	CAKE WASH PUMP WITH MOTOR - 2NOS (1M (L) X 0.5M (W) X 0.5M (H))	400	3A
PEM	NA	BELT/CLOTH WASH PUMP WITH MOTOR - 2NOS (1M (L) X 0.5M (W) X 0.5M (H))	358	3A
PEM	NA	SECONDARY HYDROCYCLONE & ACCESSORIES - 2NOS (3.5 M X 1.5 M X 2. M (H))	6000	3A
PEM	NA	VACUUM BELT FILTER & ACCESSORIES - 2NOS (18M (L) X 3M (W) X 3M (H))	80000	3A
PEM	NA	VACUUM PUMP - 2NOS (6M (L) X 2.5M (H))	6000	3A
PEM	NA	VACUUM RECEIVER - 2NOS (DIA 1.3 M X 5 M)	16000	3A
PEM	NA	PRIMARY HYDROCYCLONE & ACCESSORIES - 2NOS (DIA 3 M X 3 M)	6000	3A
PEM	NA	FOUNDATION MATERIALS - 2NOS	16000	1A
PEM	NA	PLATFORMS FOR VBF & HYDROCYCLONES - 1 NO	15000	1A
PEM	NA	MISCELLANEOUS - 2NOS	20000	1A
PEM	NA	DMCW PUMPS (H) - 2 NOS (2000MMX1500MM)	2000	3A
PEM	NA	PLATE HEAT EXCHANGER - 2 NOS (5000MMX3000MM)	8000	3A
PEM	NA	SELF CLEANING STRAINERS - 2 NOS (2500MMX1000MM)	2000	3A
PEM	NA	SIMPLEX STRAINERS - 2 NOS (2500MMX1000MM)	2000	3A

TECHNICAL CONDITIONS OF CONTRACT (TCC)

Unit	PGMA	PGMA Description	Weight (In Kgs)	Rate Schedule
PEM	NA	ELECTRIC HOISTS - 6 NOS (1.5MX2MX2M(EACH))	4800	1A
PEM	NA	CHAIN PULLEY BLOCK - 7 NOS (1.5MX1.5MX1.5M(EACH))	2800	1A
PEM	NA	FABRICATION AND ERECTION OF AUXILIARY ABSORBENT TANK WITH AGITATORS	69500	4A
PEM	NA	FABRICATION AND ERECTION OF LIMESTONE SLURRY STORAGE TANK WITH AGITATORS	41600	4A
PEM	NA	FABRICATION AND ERECTION OF FILTRATE WATER RECEIVER TANK WITH AGITATORS	12000	4A
PEM	NA	FABRICATION AND ERECTION OF SECONDARY HYDROCYCLONE FEED TANK WITH AGITATORS	37100	4A
PEM	NA	FABRICATION AND ERECTION OF FILTRATE WATER TANK WITH AGITATORS	12000	4A
PEM	NA	FABRICATION AND ERECTION OF WASTE WATER TANK WITH AGITATORS	26800	4A
PEM	NA	FABRICATION AND ERECTION OF PROCESS WATER TANK WITH AGITATORS	81500	4A
PEM	NA	FABRICATION AND ERECTION OF BELT FILTER WASH TANK WITH AGITATORS	7000	4A
PEM	NA	FABRICATION AND ERECTION OF CAKE WASH WATER TANK WITH AGITATORS	7000	4A
PEM	NA	ABSORBER AREA DRAIN SUMP AGITATORS	500	2A
PEM	NA	GYPSUM AREA DRAIN SUMP AGITATORS	500	2A
PEM	NA	LIMESTONE AREA DRAIN SUMP AGITATORS	500	2A
HYD	62211	FOUNDATION ITEMS	8000	1A
HYD	62213	TOOLS AND TACKLES	8000	2A
HYD	62214	WET BALL MILL PIPING AND INSTRUMENTATION	14000	3A
HYD	62215	MILL BODY –SHELL 3.1 M X 3.1 M X 2.3 M	26000	3A
HYD		CHEEK AND TRUNNION	26400	3A
HYD	62216	MILL SUPPORT BEARING ASSEMBLY	9200	3A
HYD	62217	LUBE OIL SYSTEM FOR MILL SUPPORT BEARING	4000	3A
HYD	62218	MILL LINERS	7000	3A
HYD	62219	WET BALL MILL: FEED AND DISCHARGE SYSTEM	5000	3A
HYD	62220	TROMMEL SCREEN	2000	3A
HYD	62221	GIRTH GEAR WITH HSG & SEALING SYSTEM 4.2 M X 2.1 M X 0.4 M	16000	3A

TECHNICAL CONDITIONS OF CONTRACT (TCC)

Unit	PGMA	PGMA Description	Weight (In Kgs)	Rate Schedule
HYD		GIRTH GEAR COVER ASSEMBLY	3000	3A
HYD	62222	DRIVE SHAFT ASSEMBLY WITH PINION	4000	3A
HYD	62223	FASTNERS	1000	3A
HYD	62224	LOW SPEED COUPLING	1000	3A
HYD	62225	MAIN REDUCER	12000	3A
HYD	62226	HIGH SPEED COUPLING	2000	3A
HYD	62227	INCHING REDUCER	3000	3A
HYD	62230	GIRTH GEAR GREASING SYSTEM	1000	3A
HYD	62232	BALL FEEDING SYSTEM	2000	3A
HYD	62233	MILL CIRCUIT TANK WITH AGITATOR ASSY	16000	3A
HYD	62234	MILL CIRCUIT PUMP WITH MOTOR	2000	3A
HYD	62235	HYDROCYCLONE SYS. WITH DISTRIBUTION BOX	6000	3A
HYD	62241	GRINDING MEDIA	80000	3A
HYD	62242	WEIGH FEEDER	24000	3A
HYD	62243	COMMISSIONING SPARES	1000	3A
HYD	62244	PLATFORMS	4000	1A
HYD	62245	MILL HANDLING SYSTEM	20000	1A
HYD	-	RC PUMP - 4 NOS (2180X2800X3167 MM)	35200	3A
HYD	-	RC PUMP ROTOR - 4 NOS (L=2619MM)	13760	3A
HYD	-	RC PUMP CASING - 4 NOS (2180X2800X3167 MM)	17440	3A
HYD	-	RC PUMP - COUPLING BETWEEN PUMP AND GEAR BOX - 4 NOS (970X350 (LXW) MM)	1200	3A
HYD	-	RC PUMP - EXPANSION JOINT WIRTH COUNTER FLANGE - 4 NOS (984X490 (LXH) MM)	10000	3A
HYD	-	RC PUMP - COUPLING BETWEEN GB AND MOTOR - 4 NOS (226X290 (LXW) MM)	320	3A
HYD	-	RC PUMP - BASE FRAME PUMP - 4 NOS(2180X2300 (LXW)MM)	4100	3A
HYD	-	RC PUMP - BASE FRAM DRIVE - 4 NOS (3300X1500 (LXW)MM)	6000	3A
HYD	-	RC PUMP - GEAR BOX - 4 NOS (935X1065X860MM)	8000	3A
HYD	-	RC PUMP - MISCELLANEOUS	1000	3A
HYD	-	OXIDATION BLOWER - TOTAL DIMENSION OF 01 NO. BLOWER INCLUDING BASE FRAME- 5.8M X 2.1M X 5.5M -WEIGHT -7 T - 2 NOS	14000	3A
HYD	-	LIMESTONE DAY SILO (FABRICATION AND ERECTION) - EACH PLATE (1500 KGS)	70000	4A

TECHNICAL CONDITIONS OF CONTRACT (TCC)

Unit	PGMA	PGMA Description	Weight (In Kgs)	Rate Schedule
		SUPPLIED WILL BE OF SIZE 5000 MM X 2800 MM(ITS A 12MM PLATE)		
BPL	NA	MOTOR-BOOSTER FAN - 2 NOS (4100 X 3550 X 3200)	23000	3A
BPL	NA	MOTOR-WET BALL MILL - 2 NOS (2000 X 1400 X 950)	5200	3A
BPL	NA	MOTOR-OXIDATION BLOWER - 2 NOS (2400 X 2200 X 1300)	3000	3A
BPL	NA	MOTOR-RC PUMP - 3 NOS (3100 X 2850 X 1450)	7800	3A
BPL	NA	DMCW TANK - 1 NO (7150 X 2100 X 2100)	6000	2A
PE& SD	NA	PIPES	128045.55	6A
PE& SD	NA	VALVES	5340	6A

TECHNICAL CONDITIONS OF CONTRACT (TCC)

VOLUME-IA PART-I CHAPTER -X

GENERAL

The scope of the work will comprise of but not limited to the following:

(All the works mentioned hereunder shall be carried out within the accepted rate unless otherwise specified.)

10.1 Successful Bidder is requested to furnish the following at PSSR-HQ Chennai immediately after release of Letter of Intent (LOI)

- i) Security Deposit
- ii) Unqualified Acceptance for LOI, Detailed LOI / Work Order.
- iii) Rs.100/- Stamp Paper for preparation of Contract Agreement.

10.2 Successful Bidder are requested to furnish the proof of documents for the following at the respective PSSR- Site

- i) PF Regn No.
- ii) Labour License No.
- iii) Workmen Insurance Policy No.

10.3 In addition to the clause 2.8 of General Conditions of Contract (Volume-1C of Book-II) the contractor shall comply with the following.

10.3.1 BOCW Act & BOCW Welfare Cess Act

10.3.1.1 The Contractor should Register their Establishment under BOCW Act 1996 read with rules 1998 by submitting Form I (Application for Registration of Establishment) and Form IV (Notice Of Commencement / Completion of Building other Construction Work) to the respective Labour Authorities i.e.,

- a) Assistant Labour Commissioner (Central) in respect of the project premises which is under the purview of Central Govt.-NTPC, NTPL etc.
- b) Appropriate State authorities in respect of the project premises which is under the purview of State Govt.

10.3.1.2 The Contractor should comply with the provisions of BOCW Welfare Cess Act 1996 in respect of the work awarded to them by BHEL.

10.3.1.3 The contractor should ensure compliance regarding Registration of Building Workers as Beneficiaries, Hours of work, welfare measures and other conditions of service with particular reference to Safety and Health measures like Safety Officers,

TECHNICAL CONDITIONS OF CONTRACT (TCC)

safety committee, issue of Personal protective equipments, canteen, rest room, drinking water, Toilets, ambulance, first aid centre etc.

- 10.3.1.4 The contractor irrespective of their nature of work and manpower (Civil, Mechanical, Electrical works etc) should register their establishment under BOCW Act 1996 and comply with BOCW Welfare Cess Act 1996.
- 10.3.1.5 Contractor shall make remittance of the BOCW cess as per the Act in consultation with BHEL as per the rates in force (presently 1%). BHEL shall reimburse the same upon production of documentary evidence. However, BHEL shall not reimburse the Fee paid towards the registration of establishment, fees paid towards registration of Beneficiaries and Contribution of Beneficiaries remitted.
- 10.3.1.6 Non-compliance to Provisions of the BOCW Act & BOCW Welfare Cess Act is not acceptable. In case of any non-compliance, BHEL reserves the right to withhold any sum as it deems fit. Only upon total compliance to the BOCW Act and also discharge of total payment of Cess under the BOCW Cess Act by the Contractor, BHEL shall consider refund of the Amounts

10.4 PROVIDENT FUND

- 10.4.1 The contractor is required to extend the benefit of Provident Fund to the labour employed by you in connection with this contract as per the Employees Provident Fund and Miscellaneous Provisions Act 1952. For due implementation of the same, you are hereby required to get yourself registered with the Provident Fund authorities for the purpose of reconciliation of PF dues and furnish to us the code number allotted to you by the Provident Fund authorities within one month from the date of issue of the letter of intent. In case you are exempted from such remittance an attested copy of authority for such exemption is to be furnished. Please note that in the event of your failure to comply with the provisions of said Act, if recoveries therefore are enforced from payments due to us by the customer or paid to statutory authorities by us, such amount will be recovered from payments due to you.
- 10.4.2 The final bill amount would be released only on production of clearance certificate from PF / ESI and labour authorities as applicable.

10.5 OTHER STATUTORY REQUIREMENTS

- 10.5.1 The Contractor shall submit a copy of Labour License obtained from the Licensing Officer (Form VI) u/r25 read with u/s 12 of Contract Labour (R&A) Act 1970 & rules and Valid WC Insurance copy or ESI Code (if applicable) and PF code no. along with the first running bill.

TECHNICAL CONDITIONS OF CONTRACT (TCC)

- 10.5.2 The contractor shall submit monthly running bills along with the copies of monthly wages (of the preceding month) u/r 78(1)(a)(1) of Contract Labour Rules, copies of monthly return of PF contribution with remittance Challans under Employees Provident Fund Act 1952 and copy of renewed WC Insurance policy or copies of monthly return of ESI contribution with Challans under ESI Act 1948 (if applicable) in respect of the workmen engaged by them.
- 10.5.3 The Contractor should ensure compliance of Sec 21 of Contract Labour (R&A) Act 1970 regarding responsibility for payment of Wages. In case of “Non-compliance of Sec 21 or non-payment of wages” to the workmen before the expiry of wage period by the contractor, BHEL will reserve its right to pay the workmen under the orders of Appropriate authority and recover the expenses incurred plus applicable overheads from the dues payable to the contractor.
- 10.5.4 The Contractor shall submit copies of Final Settlement statement of disbursement of retrenchment benefits on retrenchment of each workman under ID Act 1948, copies of Form 6-A (Annual Return of PF Contribution) along with copies of PF Contribution Card of each member under PF Act and copies of monthly return on ESI Contribution – Form 6 under ESI Act 1948 (if applicable) to BHEL along with the Final Bill.
- 10.5.5 In case of any dispute pending before the appropriate authority under ID Act 1948, WC Act 1923 or ESI Act 1948 and PF Act 1952, BHEL reserves the right to hold such amounts from the final bills of the Contractor which will be released on submission of proof of settlement of issues from the appropriate authority under the act.
- 10.5.6 In case of any dispute prolonged / pending before the authority for the reasons not attributable to the contractor, BHEL reserves the right to release the final bill of the contractor on submission of Indemnity bond by the contractor indemnifying BHEL against any claims that may arise at a later date without prejudice to the rights of BHEL.

10.6 DEPLOYMENT OF SKILLED / SEMI-SKILLED TRADESMEN

The following clause is applicable in case the contract value / contract price is Rs. Five crores and above.

The contractor shall, at all stages of work deploy skilled / semi-skilled tradesmen who are qualified and possess certificate in particular trade from CPWD Training Institute / Industrial Training Institute / National Institute of Construction Management and Research (NICMAR), National Academy of Construction, CIDC

TECHNICAL CONDITIONS OF CONTRACT (TCC)

or any similar reputed and recognized Institute managed / certified by State / Central Government. The number of such qualified tradesmen shall not be less than 20% of total skilled / semi-skilled workers required in each trade at any stage of work. The contractor shall submit number of man days required in respect of each trade, its scheduling and the list of qualified tradesmen along with requisite certificate from recognized Institute to Engineer-in-Charge for approval. Notwithstanding such approval, if the tradesmen are found to have inadequate skill to execute the work of respective trade, the contractor shall substitute such tradesmen within two days of written notice from Engineer-in-Charge. Failure on the part of contractor to obtain approval of Engineer-in-Charge or failure to deploy qualified tradesmen will attract a compensation to be paid by contractor at the rate of Rs. 100 per such tradesman per day. Decision of Engineer-in-Charge as to whether particular tradesman possesses requisite skill and amount of compensation in case of default shall be final and binding.

10.7 Site Visit by the Bidder

The bidder shall, prior to submitting his tender for the work, visit, examine and acquire full knowledge & information and necessary conditions prevailing at the site and its surroundings of the plant premises together with all statutory, obligatory, mandatory requirements of various authorities about the site of works at his own expense, and obtain and ascertain for himself on his own responsibility that may be for preparing his tender and entering into a contract, and take the same into account in the quoted contract price for the work.

10.7.1 The bidder shall satisfy themselves about the following factors:

- i). Site conditions including access to the site, existing and required roads and other means of transport/communication for use by him in connection with the work including diverting and re-routing of services.
- ii). Requirement and availability of land and other facilities of his enabling works, establishment of his nursery, office, stores etc.
- iii). Ground conditions including those bearing upon transportation, disposal, handling and storage of materials required for the work or obtained there-from.
- iv). Source and extent of availability of suitable materials, including water etc., and labour (skilled and unskilled) required for work, and laws and regulations governing their use and employment.

TECHNICAL CONDITIONS OF CONTRACT (TCC)

- v). Geological, meteorological, topographical and other general features of the site and its surroundings as are pertaining to and needed for the performance of the work.
 - vi). The limit and extent of surface and subsurface water to be encountered during the performance of the work, and the requirement of drainage and pumping.
 - vii). The type of equipment and facilities needed, for and in the performance of the work;
 - viii). The extent of lead and lift required for the work in complete form over the entire duration of the contract, and
 - ix). All other information pertaining to and needed for the work including information as to the risks, contingencies and other circumstances which may influence or affect the work or the cost thereof under this contract.
- 10.7.2 The bidder should note that information, if any, in regard to the local conditions, as contained in these tender documents, has been given to tenderer merely for guidance and is not warranted to be complete.
- 10.7.3 A bidder shall be deemed to have full knowledge of the site, whether he inspects it or not, and no extra charges consequent on any misunderstanding or otherwise shall be allowed.
- 10.7.4 The bidder and any of his personnel or agents will be granted permission by the Site-In-Charge or his authorized nominee, on receipt of formal application in respect thereof a week in advance of the proposed date of inspection of site, to enter upon his premises and lands for purpose of such inspection, but only on the express condition that the tenderer (and his personnel and agents) will relieve and indemnify the Employer (and his personnel and agents) from and against all liability in respect thereof and will be responsible for personal injury (whether fatal or otherwise), loss of or damage to property and any other loss, damage, costs and expenses however caused which, but for the exercise of such permission, would not have arisen.
- 10.7.5 The work covered under this specification is of highly sophisticated nature, requiring the best quality workmanship, engineering and construction management. The contractor must have adequate quantity of tools, construction aids, equipments etc., in his possession. He must also have on his rolls adequate trained, qualified and experienced supervisory staff and skilled personnel.
- 10.7.6 It is not the intent to specify herein all details of all material. Any item related this work not covered by this but necessary to complete the system will be deemed to have been included in the scope of the work.

TECHNICAL CONDITIONS OF CONTRACT (TCC)

- 10.7.7 All the necessary certificates and licenses required to carry out this scope of work are to be arranged by the contractor then and there at no extra cost.
- 10.7.8 Site testing wherever required shall be carried out for all items / materials installed by the contractor to ensure proper installation and functioning in accordance with drawings, specifications and manufacturer's recommendations.
- 10.7.9 The contractor shall carry out additional tests, if any, which the Engineer feels necessary because of site conditions and also to meet system specification.
- 10.7.10 The work shall be executed under the usual conditions without affecting power plant construction / operation and in conjunction with other operations and contracting agencies at site. The contractor and his personnel shall co- operate with the personnel of other agencies, co-ordinate his work with others and proceed in a manner that shall not delay or hinder the progress of work as a whole.
- 10.7.11 All the work shall be carried out as per instructions of BHEL engineer. BHEL engineer's decision regarding the correctness of the work and method of working shall be final and binding on the contractor.
- 10.7.12 Wherever Construction sequences are furnished by BHEL, the contractor shall follow the same sequence. Contractor shall execute the supply and works as per sequence prescribed by BHEL at site engineer. No claims for extra payment from the contractor will be entertained on the grounds of deviation from the methods of execution of similar job in any other site or for any reasons whatsoever.
- 10.7.13 If required by BHEL, the contractor shall change the sequence of his operation so that work on priority sectors can be completed within the projects schedule. The contractor shall afford maximum assistance to BHEL in this connection without causing delay to agreed completion date.
- 10.7.14 Contractor shall, transport all materials to site and unload at site / working area for inspection and checking. All material handling equipment required shall be arranged by the contractor.
- 10.7.15 Contractor shall retain all T&P / Testing instrument / Material handling equipment's etc. at site as per advice of BHEL engineer and same shall be taken out from site only after getting the clearances from engineer in charge.
- 10.7.16 The contractor at his cost shall arrange necessary security measures for adequate protection of his machinery, equipment, tools, materials etc. BHEL shall not be responsible for any loss or damage to the contractor's construction equipment and materials. The contractor may consult the Engineer-in-Charge on the arrangements made for general site security for protection of his machinery equipment tools etc.

TECHNICAL CONDITIONS OF CONTRACT (TCC)

- 10.7.17 The Contractor may have to execute work in such a place and condition where other agencies also will be under such circumstances. However, completion time for construction, agreed will be subject to the condition that contractor's work is not hampered by the agencies.
- 10.7.18 Contractor has to work in close co-ordination with other agency at site. BHEL engineer will co-ordinate area clearance. In a project of such magnitude, it is possible that the area clearance may be less / more at a particular given time. Activities and Construction program have to be planned in such a way that the milestones are achieved as per schedule/ plans. Contractor shall arrange & augment the resources accordingly.
- 10.7.19 The contractor must obtain the signature and permission of the security personnel of the customer / BHEL for bringing any of their materials inside the site premises. Without the Entry Gate Pass these materials will not be allowed to be taken outside. Surplus materials including steel item brought at site by the contractors with proper documentation and Gate pass, shall be allowed to taken out of the project premises after completion of relevant works, on certification by BHEL in charge.
- 10.7.20 Contractor shall remove all scrap materials periodically generated from his working area and collect the same at one place earmarked for the same. Load of scraps is to be shifted to a place earmarked by BHEL. Failure to collect the scrap is likely to lead to accidents and as such BHEL reserves the right to collect and remove the scrap and recover the expenses incurred plus applicable overheads from the dues payable to the contractor, if there is any failure on the part of contractor in this respect.
- 10.7.21 The contractor shall ensure that his premises are always kept clean and tidy to the extent possible. Any untidiness noted on the part of the contractor shall be brought to the attention of the contractor's site representative who shall take immediate action to clean the surroundings to the satisfaction of the Engineer-in-Charge.
- 10.7.22 The contractor is strictly prohibited from using BHEL's regular components like angles, channels, beams, plates, pipe / tubes, and handrails etc. for any temporary supporting or scaffolding works. Contractor shall arrange himself all such materials. In case of such misuse of BHEL materials, a sum as determined by BHEL engineer will be recovered from the contractor's bill. The decision of BHEL engineer is final and binding on the contractor.

TECHNICAL CONDITIONS OF CONTRACT (TCC)

- 10.7.23 No member of the already erected structure / buildings, other component and auxiliaries should be removed / modified without specific approval of BHEL engineer.
- 10.7.24 Contractors shall ensure that all their Staff / Employees are exposed to periodical training programme conducted by qualified agencies/ personnel on latest ISO 9001 Standards.
- 10.7.25 Sometimes, it may be required to re-schedule the activities to enable other agencies to commence/ continue the work so as to keep the overall project schedule.
- 10.7.26 The terminal points decided by BHEL are final and binding on the contractor for deciding the scope of work and effecting the payment for the work done up to the terminals.
- 10.7.27 Crane operators deployed by the contractor shall be tested by BHEL before he is allowed to operate the cranes.
- 10.7.28 On Completion of work, all the temporary buildings, structures, pipe lines, cable etc. shall be dismantled and leveled and debris shall be removed as per instruction of BHEL by the contractor at his cost. In the event of his failure to do so, the expenditure towards clearance of the same will be recovered from the contractor. The decision of BHEL Engineer in this regard is final.
- 10.7.29 It is the responsibility of the contractor to do the checking, testing etc. if necessary, repeatedly to satisfy BHEL Engineer with all the necessary tools and tackles, manpower etc. without any extra cost. The testing will be completed only when jointly certified so, by the BHEL Engineer.
- 10.7.30 If any item not covered but requires being executed, same shall be carried out by the contractor. Equivalent or proportional unit rate shall be considered wherever possible from the BOQ. The rates quoted by the contractor shall be uniform as far as possible for similar items appearing in rate schedule.
- 10.7.31 The contractor's work shall not hinder other work, either underground or over ground, such as electrical, phone lines, water or sewage lines, etc. In areas of overlap, the contractor shall work in coordination with other related contractors. Any damage by the landscape contractor's team to such utilities will be penalized and contractor shall be responsible for cost for such damages.
- 10.7.32 The contractor will be responsible for the safe custody and proper accounting of all materials in connection with the work. If the contractor has drawn materials in excess of design requirements, recoveries will be effected for such excess draws at the rate prescribed by manufacturing units.

TECHNICAL CONDITIONS OF CONTRACT (TCC)

- 10.7.33 Contractor has to clear the front, expeditiously and promptly as instructed by BHEL Engineer for other agencies, like Boiler, piping, Turbine, Generator erection, Cabling, instrumentation, insulation etc., to commence their work from / on the equipments coming under this scope.
- 10.7.34 For the purpose of planning, contractor shall furnish the estimated requirement of power (month wise) for execution of work in terms of maximum KW demand.
- 10.7.35 RECORDS TO BE MAINTAINED AT SITE:
Record of Quantity of FREE/Chargeable items issued by BHEL must be maintained during contract execution. Also reconciliation statement to be prepared at regular intervals.
The under mentioned Records/ Log-books/ Registers applicable to be maintained.
- (i) Hindrance Register
 - (ii) Site Order Book.
 - (iii) Test Check of measurements.
 - (iv) Steel & Cement Supply and Consumption Daily Register
 - (v) Records of Test reports of Field tests.
 - (vi) Records of manufacture's test certificates.
 - (vii) Records of disposal of scraps generated during and after the work completion.
- 10.8 SITE INSPECTION
- 10.8.1 The Owner or his authorized agents may inspect various stages of work during the currency of the contract awarded to him. The contractor shall make necessary arrangements for such inspection and carry out the rectification pointed out by the Owner or his authorized agents without any extra cost to the Owner or his authorized agents. No cost whatsoever such duplication of inspection of work be entertained.
- 10.8.2 BHEL / Owner will have full power and authority to inspect the works at any time, either on the site or at the contractor's premises. The contractor shall arrange every facility and assistance to carry out such inspection. On no account will the contractor be allowed to proceed with work of any type unless such work has been inspected and entries are made in the site inspection register by Owner / BHEL.
- 10.8.3 The contractor shall maintain at site a joint protocol for recording actual measurement of work carried out at site, inspection and witnessing of various tests conducted by the contractor.
- 10.8.4 Field Quality Assurance (FQA) Formats: -

TECHNICAL CONDITIONS OF CONTRACT (TCC)

It is the responsibility of the contractor to collect and fill up the relevant FQA log sheets of BHEL and present the same to BHEL after carrying out the necessary checks as per the log sheets and obtaining the signature of BHEL and Owner as token of their acceptance. Payment to the contractor will be inked with the submission of these FQA log sheets.

10.8.5 Site testing wherever required shall be carried out for all items / materials installed by the contractor to ensure proper installation and functioning in accordance with drawings, specifications and manufacturer's recommendations.

10.8.6 Contractor shall, transport all materials to site and unload at site / working area for inspection and checking. All material handling equipment required shall be arranged by the contractor

10.9 DOCUMENTATION

10.9.1 The following information shall be furnished by the bidder within two weeks of award of contract for purchaser's approval:

- a) Bar chart covering planned activities at site
- b) Detailed organization chart
- c) Details of T&P available with contractors with documents proofs.

10.9.2 The following information shall be furnished by the bidder after testing and inspection:

Test certificates of various tests conducted at site. All inspection and test certificates shall be signed by BHEL representative also.

10.10 RECORDS TO BE MAINTAINED AT SITE:

10.10.1 Record of Quantity of FREE/Chargeable items issued by BHEL must be maintained during contract execution. Also reconciliation statement to be prepared at regular intervals.

10.10.2 The under mentioned Records/ Log-books/ Registers applicable to be maintained.

- a. Hindrance Register.
- b. Site Order Book.
- c. Test Check of measurements.
- d. Supply and Consumption Daily Register of Cement and Steel
- e. Records of Test reports of Field tests.
- f. Records of manufacture's test certificates.
- g. Records of disposal of scraps generated during and after the work completion.

VOLUME-IA PART-I CHAPTER -XI

Foundations and Grouting

The scope of the work will comprise of but not limited to the following:

(All the works mentioned hereunder shall be carried out within the accepted rate unless otherwise specified.)

- 1.11.1.1 Foundation for the equipments to be erected shall be provided by BHEL / clients of BHEL. The dimensions of the foundations and anchor bolt pits shall be checked by the contractor for their correctness as per drawings. Further, top elevation of foundations shall be checked with respect to bench mark etc. All adjustments of foundations surfaces, enlarging the pockets in foundations etc. as may be required for the erection of equipments / plants shall be carried out by the contractor.
- 1.11.1.2 Cleaning of foundation surfaces, pocket holes and anchor bolt pits etc., dewatering, making them free of oil, grease, sand and other foreign materials by soda wash, water wash, compressed air or any other approved methods etc., form / shuttering work are within the scope this work.
- 1.11.1.3 It shall be contractor's responsibility to check the various equipment foundations for their correctness with respect to level, orientation, dimensions etc., and ascertained dimensions shall be measured and submitted to BHEL for approval before erection. Also minor chipping, dressing of foundations up to 30 mm for obtaining proper face for packer plates / shims, as may be required for the erection of the equipment / plants will have to be carried out by the contractor without extra cost
- 1.11.1.4 The surface of foundations shall be dressed to bring the surface of the foundations to the required level and smoothness prior to placement of equipments / equipments based on the foundations including shear lug provisions/openings.
- 1.11.1.5 Foundation pockets are to be cleaned thoroughly before placing the supports / columns / equipments. Verticality of foundation bolts to be checked along with correctness of the threads and freeness of the nuts movement. If required cleaning of the threads to be done with proper dies.
- 1.11.1.6 The concrete foundation, surfaces shall be properly prepared by chipping, as required to bring the top of such foundation to the required level to provide the necessary roughness for bondage and to ensure enough bearing strength. All laitance and surface film shall be removed and cleaned and the packers placed with suitable mortar prior to erection of the equipment. Packer plates should not only be blue matched with foundation but also inter-packer contact surfaces between the packers and foundation frame etc., shall also be blue matched by Prussian Blue match checks and required percentage contact shall be achieved by chipping and scrapping as per BHEL Engineer's instructions.

TECHNICAL CONDITIONS OF CONTRACT (TCC)

- 1.11.1.7 Total grouting of the columns / equipments including pocket grouting, grouting at the gap between foundation and base plates top surface of column / equipments is in the scope of the contractor. All the grouting should be carried out by non-shrink cement like conbextra GPI / Conbextra GP II / Shrinkkomp or its equivalent etc. This special non-shrink cement shall be arranged by the contractor at his cost. The quoted rate shall be inclusive of the same.
- 1.11.1.8 The contractor shall arrange for grouting of foundation bolt holes of equipment and final grouting of equipment as per the drawings / specification as advised by the Engineer or BHEL after preparing the foundation surface for grouting. The contractor has to arrange, a representative from the supplier of special cement for witnessing the grouting and other works at their cost including any miscellaneous expenditure for this activity. BHEL will not pay any service and incidental charges for arranging the supplier representative. The contractor to take note of this aspect and quote accordingly.
- 1.11.1.9 All equipment bases and structural steel bases and foundations pockets shall be grouted and finished as per these specifications after surface preparation unless otherwise recommended by the equipment manufacturers. The surface preparation includes soda washing of the foundations to remove oil, grease etc. to ensure proper grouting.
- 1.11.1.10 The certificates of the grout are to be submitted BHEL. If necessary, test cubes are to be made and tested at site to ensure the quality of the grout as per relevant IS standards. In case grouting with Portland cement is approved, necessary cement, sand etc. to be arranged by the contractor including the fine aggregates.
- 1.11.1.11 All the materials required for grouting including special cements as approved by BHEL and other materials like Portland cement, sand, chips, gravel, etc., are to be arranged by the contractor at his cost. It shall be the responsibility of the contractor to obtain prior approval of BHEL, regarding suppliers, type of grouting cements before procurement of grouting cements.
- 1.11.1.12 Certain packer plates and shims over and above the quantity received as part of supplies from manufacturing units of BHEL will have to be cut out from steel plates / sheets at site by the contractor to meet site requirement. However, machining of the packers, wherever necessary, will be arranged by BHEL at free of cost.
- 1.11.2 **PROCEDURE FOR GROUTING:**
Contractor has to carry out the grouting as per the work instructions for grouting available at site or the grouting is to be carried out as per the supplier's recommendation / IS standard. Copy of those recommendations is to be submitted to BHEL for records.

TECHNICAL CONDITIONS OF CONTRACT (TCC)

VOLUME-IA PART-I CHAPTER- XII

ERECTION

The scope of the work will comprise of but not limited to the following:

(All the works mentioned hereunder shall be carried out within the accepted rate unless otherwise specified.)

1.12.1 Erection

- 1.12.1.1 The contractor will have to follow the instructions provided in the technical manuals, drawings, and specifications provided by BHEL, to the contractor from time to time. In case of ambiguity or deviation the decision/clarification of BHEL engineer will have to be followed.
- 1.12.1.2 In case of any class of work for which there is no such specifications as laid down in the contract such as blue matching, welding of stainless steel parts etc., the work shall be carried out in accordance with instructions and requirements of the BHEL engineer at the quoted rates only.
- 1.12.1.3 The temporary structures/ items welded to permanent members/pipes are to be cut and removed without any damage. Any damage so to permanent members/ pipes to be made good by the contractor at his cost.
- 1.12.1.4 All welded joints shall be subjected to acceptance by BHEL Engineer.
- 1.12.1.5 The equipments / materials from the storage yard shall be moved in sequence to the actual site of erection /location at the appropriate time as per the direction of BHEL Engineer so as to avoid damage/loss of such equipment at site.
- 1.12.1.6 Sometimes it may become necessary for the contractor to handle certain unrequired components in order to take out the required materials. The contractor has to take this contingency also into account. No extra payment is payable for such contingencies.
- 1.12.1.7 Materials shall be stacked neatly, preserved and stored in the contractor's shed/work area in an orderly manner. In case it is necessary to shift and re-stack the materials kept at work area/site to enable other agencies to carry out their work, same shall be done by the contractor at no extra cost.
- 1.12.1.8 All pipe and tube ends shall be covered with plastic caps or will be closed with wooden plugs as the case may be.
- 1.12.1.9 Contractor has to arrange required fire proof tarpaulins to protect the machined components / assembled parts drawn from BHEL before and after erection at their cost.
- 1.12.1.10 Any fixtures, scaffolding materials, approach ladders, concrete block supports, steel structures required for temporary supporting, pre assembly, checking, welding, lifting

TECHNICAL CONDITIONS OF CONTRACT (TCC)

& handling during pre-assembly and erection shall be arranged by the contractor at his cost.

- 1.12.1.11 In the case of structural members / ducts in certain cases, the raw material will be supplied in random lengths and the contractor will have to make up the length / prepare the edges to suit the matching profiles, weld / bolt connects the joints at no extra cost.
- 1.12.1.12 Fine fittings and other small bore piping have to be routed according to site conditions and hence shall be done only in position as per the site requirement. Necessary sketch for routing these lines should be got approved from BHEL by the contractor. There is a possibility of slight change in routing the above pipelines when after completion, to suit the site conditions. The contractor should absorb this cost in his quoted rate.
- 1.12.1.13 Work such as minor rectification of foundation bolts, reaming of holes, drilling of dowels, matching of bolts and nuts, making new dowel pin, etc. are covered in the scope of work.
- 1.12.1.14 It shall be the responsibility of the contractor to provide ladders on column for initial works till such time stairways are completed. For this the ladder should not be welded on the column and should be pre-fabricated clamping type ladders. No temporary welding on any structural member is permitted except under special circumstances with the approval of BHEL.
- 1.12.1.15 Pipes above 2" diameter have to be cleaned by means of wire brush as per the instruction of BHEL Engineer and subsequently flushed with air before lifting them into position. For pipes below 2" diameter, shall be sponge cleaned with air flushing.
- 1.12.1.16 In case of piping connected to equipment, matching of flanges for achieving the parallelism and alignment at equipment end by suitably resorting to heat correction or other method as instructed by BHEL Engineer is within scope of work.
- 1.12.1.17 All piping items including pipes, valves, flanges, fittings etc. shall be supplied as commercially available. Hence Fit-ups, edge preparation including welding of stubs, shall be included in the contractor's scope.
- 1.12.1.18 Wherever elbows of 45 deg or any other angle are required, the same shall be cut from 90 deg. elbow supplied and used. No extra cost shall be paid.
- 1.12.1.19 Erection of flow switches, filters, flow meters, other metering elements, flow orifices, flow indicators, control valves supplied either by BHEL or customer forming part of the system is in the scope of work. This will include collecting from BHEL/Customer stores, transport to site, suitably cutting the erected piping, cleaning, erection, welding, radiography and stress relieving and commissioning.
- 1.12.1.20 Contractor shall also weld small length of piping with root valve to the pressure, flow and level tapping points on piping or flow nozzles/orifices/ metering elements fixed on piping as per the instructions of BHEL Engineer.

TECHNICAL CONDITIONS OF CONTRACT (TCC)

- 1.12.1.21 Welding of pressure and temperature instrumentation points and all other instrumentation points on piping/ducting for permanent system as well as for performance guarantee test is in the scope of work.
- 1.12.1.22 Plate / Pipe shoes for piping supports shall be fabricated at site by the contractor at no extra cost. Other supports namely Hangers, U-clamps etc., shall be supplied by BHEL duly bent and threaded. Assembly and necessary cutting work etc., shall be carried out at site by contractor within the quoted rate.
- 1.12.1.23 Wherever hanger and support materials are not received from manufacturing unit in time to suit the erection schedule, contractor shall erect the system on temporary supports to ensure the progress of work. The required structural steel materials will be issued on free of charges by BHEL, either from scrap/spare materials. The same shall be removed and returned to BHEL store after erection of permanent supports. The erection of temporary support is in the scope of contractor at no extra cost.
- 1.12.1.24 No separate payment will be made for the edge preparation of pipes, Standard fittings such as bends, Tees etc.,
- 1.12.1.25 Contractor has to carryout fabrication works such as welding of stubs / nipples, attachments etc., preparation of surface for rust preventive coating and application of rust preventive is within the quoted / accepted rate.
- 1.12.1.26 All the equipments /material to be taken inside the plant building shall be cleaned thoroughly before taking them inside and erect. The contractor shall clean, wherever necessary and paint inside surfaces of the equipments like coolers, oil tanks, Rubber expansion joints assemblies and other components as per instruction of BHEL Engineer during erection at the quoted rate.
- 1.12.1.27 Contractor shall engage separate gangs throughout the contract period, exclusively for proper housekeeping of the site. The contractor has to make necessary arrangements for collection and for bringing down the scrap from all locations and taking them away from the erection areas to various locations as indicated by BHEL Engineer. The house keeping must be a routine and continuous activity.
- 1.12.1.28 The contractor shall take all reasonable care to protect the materials and equipment during erection. Touch up painting required to be done on any equipment or part during the course of erection will have to be done by the contractor.
- 1.12.1.29 Prior to erection of any components inspection to be done for any foreign materials and damages and they are to be removed / attended as per BHEL engineer.
- 1.12.1.30 Field Quality Assurance Formats: -

It is the responsibility of the contractor to collect and fill up the relevant FQA log sheets of BHEL and present the same to BHEL after carrying out the necessary checks as per the log sheets and obtaining the signature of BHEL and customer as token of their acceptance. Payment to the contractor will be linked with the submission of these FQA log sheets.

TECHNICAL CONDITIONS OF CONTRACT (TCC)

1.12.2 ERECTION OF FGD

- 1.12.2.1 Brief list of System / sub-system to be erected by the contractor & approximate weight of individual PGMA's & items are given in this tender elsewhere and are meant for giving general idea to the tender only about magnitude of the work involved. This should not be taken for billing or any other claims. All weights for such purposes will have to be taken from design documents only (shipping list). This section also gives general idea about various components to be erected with expected accuracy level. However, the contractor is requested to get the correct details from the engineer to avoid mistakes and rework.
- 1.12.2.2 All normal erection and assembly techniques necessary for completion of works under this specification and magnitude have to be carried out. It is not possible to specifically list out all of them. Absence of any specific reference will not absolve the contractor of his responsibility for the particular operation. These would include
- a) Scaffolding and rigging operations
 - b) Machine / flame / electric cutting, grinding, welding, radiography and stress relieving.
 - c) Fitting, fettling, filing, straightening, chamfering chipping, scrapping, reaming, cleaning, checking, leveling, blue matching, aligning and assembly.
 - d) Machining, surface grinding, drilling, doweling, shaping
 - e) Temporary erections for alignment, dismantling of certain equipment for checking, cleaning, servicing and site fabrication
- 1.12.2.3 Preparation of preassembly bed is arranged wherever required for preassembly of FGD components on consolidated ground. The preassembled component should be supported to avoid sagging. No separate payment will be made.
- 1.12.2.4 Ducts / expansion pieces are dispatched to site in loose walls / plates and these are to be assembled at site before erection. (Walls with stiffeners in welded condition will be provided)
- 1.12.2.5 All the dampers, valves, lifting equipments, power cylinders, etc., shall be serviced and lubricated to the satisfaction of BHEL engineer before erecting the same and also during pre-commissioning. The bearings of dampers shall be properly cleaned, serviced and lubricated before commissioning at no extra cost. Even after commissioning the equipments, if there are problems in the operation they have to be attended by the contractor during the tenure of the contract.

TECHNICAL CONDITIONS OF CONTRACT (TCC)

- 1.12.2.6 In case of any class of work for which there is no such specifications as laid down in the contract such as blue matching, welding of stainless steel parts etc., the work shall be carried out in accordance with instructions and requirements of the BHEL engineer at the quoted rates only.
- 1.12.2.7 Spring suspensions / constant load hangers have to be preassembled and adjusted for the required loading and erected as per instructions, of BHEL Engineer. Any adjustments, removal of temporary arrestors / lockers, etc., have to be carried out as and when required at no extra cost to BHEL.
- 1.12.2.8 The contractor shall carry out necessary preservative painting, periodic application of preservations on Rotating parts and other equipments during erection / after erection until completion of work. Necessary preservatives / paints, other consumables are to be arranged by the contractor at his cost
- 1.12.2.9 Contractor shall provide necessary crew with all items like wire brushes, paint brushes, emery paper, cotton waste, scaffolding materials etc., at his cost.
- 1.12.2.10 All hangers, supports and anchors (including concreting or welding) shall be installed as per drawing to obtain a reliable and complete pipe installation as per instructions of BHEL Engineer. Normally supports are issued in running meters. Any additional supports as called for by BHEL Engineer shall be fabricated by the contractor and provided at no extra cost. However, the raw material required for fabrication of such supports shall be supplied by BHEL free of cost. (Any machining or threading is involved will only be done by BHEL).
- 1.12.2.11 Fabricated pipes are sent in standard length and will be cut to suit the site conditions and the layouts. Tubes or pipes wherever deemed to be convenient will be sent in running lengths with sufficient bends. Bends up to NB 65 mm will have to be fabricated at site adopting specified heat treatment procedures, wherever required at no extra cost.
- 1.12.2.12 In the case of structural members / ducts in certain cases, the raw material will be supplied in random lengths and the contractor will have to make up the length / prepare the edges to suit the matching profiles, weld / bolt connect the joints at no extra cost. Normally, the machine profile will be cut out for the structural members but the contractor will have to carry out suitable alteration / adjustments at site, without any extra payment in case it becomes necessary.
- 1.12.2.13 Erection & welding of necessary instrumentation tapping points, thermocouple pads, root valves, condensing vessels, flow nozzles and control valves etc., both for regular measurements and performance testing to be provided are covered with in scope of this tender, will also be the responsibility of the contractor and the same will be done as per the instructions of BHEL Engineer. The erection and welding of all above items will be contractor's responsibility even if, (a) Product

TECHNICAL CONDITIONS OF CONTRACT (TCC)

group under which these items are released are not covered in the scope of this tender, (b) Items are supplied by an agency other than BHEL if they are integral to the scope envisaged under this package. Payment will be regulated as per the settled terms and conditions.

- 1.12.2.14 The contractor shall fabricate piping, install lube oil systems and carry out the acid cleaning of fabricated piping. The contractor shall also service the lube oil system, carry out the pressure test of oil coolers. etc.,
- 1.12.2.15 All the tubes and pipes shall be cleaned and blown with compressed air and shown to the Engineer before lifting. Bigger size pipes should be cleaned with flexible wire brush, wherever necessary. After cleaning is over, the end caps shall be put back in tube openings till such time they are welded to other tubes. Required compressors shall be arranged by the contractor at his cost.
- 1.12.2.16 It is the responsibility of the contractor to do the alignment, checking, etc., if necessary, repeatedly to satisfy BHEL Engineer / customer Engineers with all the necessary tools and tackles manpower, etc., without any extra cost. The alignment will be complete only when jointly certified so, by the BHEL Engineer & customer. Also the contractor should ensure that the alignment is not disturbed afterwards.
- 1.12.2.17 Fine fittings, trim piping, oil system and other small bore piping have to be routed according to site conditions and hence shall be done only in position. Necessary sketch for routing these lines should be got approved from BHEL by the contractor. There is a possibility of slight change in routing the above pipelines when after completion, to suit the site conditions. The contractor should absorb this cost in his quoted rate.
- 1.12.2.18 Additional platforms for approaching different equipments as per the site requirement, which may not be indicated in drawings, shall be fabricated, assembled and erected by contractor. However, the contractor shall be paid for this work on accepted tonnage rate for erection of structure. The steel materials required for these works shall be supplied by BHEL free of cost and the contractor will have to install them to suit the requirement. Works of major nature not covered under this clause.
- 1.12.2.19 Work such as minor rectification of foundation bolts, reaming of holes, drilling of dowels, matching of bolts and nuts, making new dowel pin, etc. are covered in the scope of work.
- 1.12.2.20 Certain extra lengths of various tubes/pipes and fabricated ducts are provided as erection allowance and the same have to be cut/adjusted to suit the site conditions and layouts or certain small lengths may have to be added for adjustments to suit the site conditions. For any mismatch while matching the joints in tubes, the cutting,

TECHNICAL CONDITIONS OF CONTRACT (TCC)

adjusting, re-welding, addition spool pieces should be done by the contractor to match site conditions without any extra payment.

- 1.12.2.21 Assistance for “calibrating / testing the power cylinders / valves, gauges, instruments, etc. and setting of actuators” shall be provided by contractor within the quoted rates.
- 1.12.2.22 The contractor has to erect the Gas Gas-heater as per the drawings, procedures and as suggested by BHEL Engineer.
- 1.12.2.23 All Rotating machineries and equipment shall be cleaned, lubricated, checked for their smooth rotation, if necessary dismantling and refitting before erection. If in the opinion of BHEL Engineer, the equipment is to be checked for clearance, tolerance at any stage of work or during commissioning period, all such works are to be carried out by contractor at his cost.
- 1.12.2.24 The fans shall be checked for blade clearance and other vital tolerances. The Flow control devices in fans like IGV/Damper units shall be serviced. Necessary assistance for balancing of equipment during trial run shall be provided by the contractor.
- 1.12.2.25 Vital clearance of mill should be checked at site and adjusted if required.
- 1.12.2.26 The HT Electric motor bearings shall be blue matched at site and checked for bearing clearance. Scrapping of bearing housing, if required to any extent shall be carried out by the contractor. No extra claim for blue matching of any two surfaces will be entertained. The HT Electric motors will also be checked for air gap and adjustment of stator / rotor to magnetic center shall be carried out as part of erection.
- 1.12.2.27 The contractor shall fabricate piping, install lube oil systems and carry out the acid cleaning of fabricated piping. The contractor shall also service the lube oil system, carry out the hydraulic test of oil coolers. etc.,
- 1.12.2.28 The contractor shall take all reasonable care to protect the materials and equipment during erection. Touch up painting required to be done on any equipment or part during the course of erection will have to be done by the contractor.
- 1.12.2.29 Contractor shall engage separate gangs throughout the contract period, exclusively for proper housekeeping of the site. The contractor has to make necessary arrangements for collection and for bringing down the scrap from, all locations and taking them away from the erection areas to various locations as indicated by BHEL Engineer. The house keeping must be a routine and continuous activity. If the contractor does not do this job satisfactorily, BHEL will arrange for the same at the cost of the contractor. Periodical payments to the contractor for the work done will be considered only if the housekeeping is certified as satisfactory by the customer.

TECHNICAL CONDITIONS OF CONTRACT (TCC)

1.12.3 APPLICATION OF INSULATION

- 1.12.3.1 Handling at site stores / storage yard, Transportation to site of work, Application of Insulation materials and connected works for ducts etc., and binding and cladding with sheets etc., using their own tools plants, tackles, all consumables, supervisor and men as enumerated in the scope of contract. Insulation works include application of wool insulation, sheet metal cladding, welding of hooks / supports to hold insulation under this contract but are not limited to the following.
- 1.12.3.2 All insulations materials including iron components and other sheets, casing materials, etc., required as per drawing will be supplied by BHEL and the same have to be erected / applied as per the drawings and specifications of BHEL by the contractor.
- 1.12.3.3 Clean the Surface to be insulated from Rust, Dust, Grease, Loose scale, Oil, Moisture, etc. Care shall be taken that flexible insulation is not unduly compressed. After insulating the equipment, the gaps / joints shall be filled with loose wool/ molded insulation as applicable.
- 1.12.3.4 Painting of inner side of sheet metal covering over the insulation walls with two coats of anti-corrosive paint (IS-158) to be applied to the entire satisfaction of BHEL Engineer and application of bituminous sealing compound on cladding/ sheet metal joints shall also be carried out by the contractor. For which the required amount of paint, and other accessories for painting, cleaning the surfaces etc., shall be supplied by the contractor within the quoted rate.
- 1.12.3.5 Bituminous sealing compound will be provided by BHEL free of cost which is supplied by the respective Mfg. Units.
- 1.12.3.6 Wastages allowance for the materials issued are envisaged as follows:
- | | |
|---------------------|----|
| i. Wool mattresses | 2% |
| ii. Cladding sheets | 5% |

TECHNICAL CONDITIONS OF CONTRACT (TCC)

VOLUME-IA PART-I CHAPTER - XIII

WELDING, HEAT TREATMENT & RADIOGRAPHY AND NON-DESTRUCTIVE TESTING

The scope of the work will comprise of but not limited to the following:

(All the works mentioned hereunder shall be carried out within the accepted rate unless otherwise specified.)

- 1.13.1 The equipments and piping shall be erected in conformity with the standard / specification in practice in BHEL. The method of welding (viz) Arc, TIG or other methods as indicated in the detailed drawing or as instructed by BHEL Engineer shall be followed. BHEL Engineer will have the option to change the method to suit site conditions. All the prepared / patched edges will have to be suitably protected to prevent rusting or foreign material ingress.
- 1.13.2 All welders including tack welders, structural and high pressure welder shall be tested and approved by BHEL Engineer before they are actually engaged on work even though they may possess a valid certificate. BHEL reserves the right to reject any welder if the welder's performance is not found to be satisfactory. The contractor shall maintain the records of qualification and performance of welders. BHEL Engineer will issue all the welders qualified for the work, an identity card. The welder will keep the same with him at work place at all times. He may be stopped from work if he is not found in possession of the same.
- 1.13.3 All welders shall be tested and approved by BHEL Engineer before they are quality ensured on work though they may possess the requisite certificates. BHEL reserves the right to reject any welder without assigning any reason. The contractor will be responsible for the periodic renewal, retesting of the welders as demanded by BHEL statutory requirements.
- 1.13.4 BHEL Engineer may stop any welder from the work if his performance is unsatisfactory for any technical reason or if there is a high percentage of rejection in the joints welded by him.
- 1.13.5 Faulty welds caused by the poor workmanship shall be cut and re-welded at the contractor's expense. The engineer prior to any repair being made shall approve the procedure for the repair of defective welds. After the repair has been carried out, the compliance shall be submitted to the quality engineer.
- 1.13.6 Pre -heating, radiography and other NDT tests, post heating and stress relieving after welding of tubes, pipes, etc. wherever necessary are part of erection work and shall be carried out by the contractor in accordance with the instructions of the Engineer and as specified in Erection Welding Schedule, Welding, Heat Treatment & NDT manuals and FQP. Contractor at his cost

TECHNICAL CONDITIONS OF CONTRACT (TCC)

shall arrange all equipment and consumables essential for carrying out the above process.

- 1.13.7 The contractor shall conduct tests like radiography dye penetrant tests, magnetic particle test etc., on weld joints, castings, and other equipments etc., as per drawing / welding schedule.

TECHNICAL CONDITIONS OF CONTRACT (TCC)

VOLUME-IA PART-I CHAPTER - XIV

TESTING AND COMMISSIONING

The scope of the work will comprise of but not limited to the following:

1.14 TESTING, PRE – COMMISSIONING & COMMISSIONING AND POST COMMISSIONING

(All the works mentioned hereunder shall be carried out within the accepted rate unless otherwise specified.)

- 1.14.1 The Contactor shall carry out all the required tests and pre-commissioning and commissioning activities in the FGD equipments under the scope of this contract which required for their successful and reliable operation of the system. These broadly would include Air leak test, hydraulic test, air flow test, Water fill test/ vacuum box test of tanks, trial run of pumps/ blowers/ ball mills/ feeders/ vacuum belt filter/ hydro cyclones, chemical cleaning of piping, water washing, oil flushing of oil system, etc. as per the Drgs/FQPs/manuals, etc. and as instructed by BHEL using contractors own consumables, labour and scaffoldings etc. Air leak test shall be carried out to check and rectify the various leakage and defects etc. All the chemicals required for carrying out these activities will be supplied by BHEL free of cost. Specific omission of any test which is required for the successfully commissioning of all the equipment's covered under scope does not absolve the contractor of its responsibilities of performing of that test.
- 1.14.2 All required tests (Mechanical and electrical) indicated by BHEL and their clients for successful commissioning are included in the scope of these specifications though some of the tests / activities are not listed in these specifications.
- 1.14.3 After completion of erection of ducts and Gas Gas heaters, a test shall be performed by the contractor to establish the tightness of the erected equipment from the outlet of Forced Draught (FD) fan through the steam generator upto stack.
- 1.14.4 All the tests may have to be repeated till all the equipment satisfy the requirement / obligation of BHEL at various stages. The contractor shall do all the repairs in the erected equipment arising out of the failure during testing.
- 1.14.5 Raw materials for all temporary piping necessary for conducting Hydraulic test, Chemical cleaning, oil Flushing, effluent disposal, etc. will be provided by BHEL free of cost. However, fabrication, servicing, erection and dismantling the same and return of the temporary piping, flanges, valves etc. to BHEL stores is the responsibility of the contractor without any extra charges.

TECHNICAL CONDITIONS OF CONTRACT (TCC)

- 1.14.6 The scope of pre-commissioning activities covers installation of all necessary equipments including temporary piping, supports, valves, blanking, pumps, tanks, with access platforms valves, along with accessories required for hydro test, chemical cleaning, or for any other tests. The scope also covers the offsite disposal of effluents.
- 1.14.7 Contractor at his cost shall lay all necessary temporary piping, install the pumps, blanks, valves required for the test, pressure gauges etc. Required pipes, valves, plates etc., will be given by BHEL. On completion, Temporary piping, pumps, valves, flanges, blanks, tanks, etc. shall be removed by him and returned to BHEL. All thermowells points are to be seal welded, with plug in position. All Temperature Element points are to be provided with blanks and welded. Necessary blanks will be provided by BHEL.
- 1.14.8 All items / material required for conducting the above tests will be supplied by BHEL / its customer. However, servicing, dismantling and returning of the same to stores is the responsibility of the contractor who is erecting the equipment / piping. The contractor may note that **no separate payment shall be released** for any temporary works that are to be carried out for conducting pre-commissioning and commissioning tests. Bidders are advised to include expenses on temporary works along with the rates being quoted by them. Broadly the work on temporary systems will be as under:
- Erection of all temporary piping including valves, tanks, effluent pumps, electrical control panel, etc. and cabling along with insulation and supports for Air leak test, chemical cleaning, & any testing required for FGD, etc. and effluent disposal are to be carried out as part of work. Contractor will be responsible for their operation and any servicing required during the pre-commissioning activities. He will also service the equipment and handover the equipment to the other agency for further erection / commissioning activities. All the pumps, motors and electrical control panels/ switch gear, valves and actuators will be furnished to the contractor after due servicing.
 - Blowers, blanks, etc. and putty, temporary fixtures & ducts required for conducting air tightness test, etc are to be installed. (Putty to be procured by the contractor).
 - Dismantling of the temporary equipment, piping and return the same to the BHEL stores is also included in the scope of work.
- The above is only a broad breakup of the temporary works. The engineer at site will make final break up. His decision will be final and binding by all the parties.**
- 1.14.9 Contractor shall lay all necessary electric cables and switches etc. required for the hydraulic test and other tests, flushing etc., and maintain the system till the tests are completed satisfactorily.

TECHNICAL CONDITIONS OF CONTRACT (TCC)

- 1.14.10 It shall be the responsibility of the contractor to provide various categories of workers in sufficient numbers along with Supervisors during pre-commissioning, commissioning and post commissioning of equipment and attending any problem in the equipment erected by the contractor till handing over. The contractor will provide necessary consumables, T&Ps, IMTEs etc., and any other assistance required during this period. Association of BHEL's / Client's staff during above period will not absolve contractor from above responsibilities.
- 1.14.11 It shall be specifically noted that the contractor may have to work round the clock during the pre-commissioning, commissioning and post-commissioning period along with BHEL Engineers. Hence contractor's quoted rate shall take into consideration of all expenses that will be incurred for such arrangement of personnel including engineers/supervisors.
- 1.14.12 It shall be specifically noted that the employees of the contractor may have to work round the clock along with BHEL Engineers and hence overtime payment by the contractor to his employees may be involved. The contractors finally accepted rates should be inclusive of all these factors also.
- 1.14.13 In case, any rework is required because of contractor's faulty erection, which is noticed during pre-commissioning and commissioning, the same has to be rectified by the contractor at his cost. If any equipment / part is required to be inspected during pre-commissioning and commissioning, the contractor will dismantle / open up the equipment / part and reassemble / redo the work without any extra claim.
- 1.14.14 During commissioning, opening / closing of valves, changing of gaskets, Re-alignment of Rotating and other equipment, attending to leakage and adjustments of erected equipment may arise. The finally accepted price /rates shall also include all such work.
- 1.14.15 In case any defect is noticed during tests, trial runs and commissioning such as loose components, undue noise or vibration, strain on connected equipment etc., the contractor shall immediately attend to these defects and take necessary corrective measures. If any readjustment and re-alignment are necessary, the contractor at his cost shall do the same as per Engineer's instructions including repair, rectification and replacement work. The parts to be replaced shall be provided by BHEL.
- 1.14.16 The contractor shall carry out cleaning and servicing of valves and valve actuators prior to pre-commissioning tests and / or trial operations of the plant. A system for recording of such servicing operations shall be developed and maintained in a manner acceptable to BHEL Engineer to ensure that no valves and valve actuators are left un-serviced. Wherever necessary as required by BHEL Engineer, the contractor shall arrange to lap / grind valve seats.

TECHNICAL CONDITIONS OF CONTRACT (TCC)

- 1.14.17 Cleaning and servicing of all the filters / strainers, in the system shall be done by the contractor within the accepted price. All types of oils and greases provided by BHEL to be filled in the main equipments as first fill and subsequent topping up's.
- 1.14.18 At the time of each inspection, the contractor shall take note of the decisions/ changes proposed by the Engineer and incorporate the same at no additional cost.
- 1.14.19 Welding and stress relieving of temporary blanks or suitably fixing temporary blank flanges with gaskets and fasteners and welding and providing suitable deaeration / venting / draining points with valves as per BHEL Engineer's instructions, for performing hydro-test of piping and other equipments is within the scope of work. Gaskets, valves, fasteners will be provided free of cost by BHEL. Contractor shall cut steel blanks from steel provided within quoted rate. After completion of hydraulic test, welded blanks shall be cut and removed and weld burrs ground finished and cavities / scars of cutting weld filled and ground as per BHEL Engineer's instructions.
- 1.14.20 The hydraulic testing of the equipment and piping, covered under this scope of work has to be carried out by the contractor as per instructions of BHEL Engineer. The contractor shall provide all facilities required for hydraulic testing.
- 1.14.21 Transportation of oil drums from customer/ BHEL's stores, filling of lubricants and filling of oil for flushing and first filling and subsequent topping up during commissioning and post commissioning is included in the scope of this contract. The contractor shall have to return all the empty drums to the customer / BHEL stores. Similarly, transport of chemicals, gas cylinders etc, for various pre-commissioning activities / processes mentioned in the above clauses and returning of remaining and / or the empty containers of the chemicals to customer / BHEL stores is the responsibility of the contractor.
- 1.14.22 Replacing / cleaning of filters, nozzles of the erected equipments, piping system etc. during pre-commissioning / commissioning stage are within the scope of work.
- 1.14.23 Laying of insulation of this temporary equipments are to be carried out by the contractor within quoted rate, and required insulation materials will be provided by BHEL. Required NDT tests in welding joints in the temporary pipe lines are to be carried out as part of work as per customer / BHEL requirement.
- 1.14.24 The contractor as per BHEL requirements will suitably make preservation of cleaned surfaces.
- 1.14.25 Contractor may have to replace old/damaged gaskets / packing etc. for equipments and the same shall be carried out by contractor as per requirement. Materials will be given by BHEL.
- 1.14.26 In case any erection defect is detected during various tests / operations, trial runs as detailed above such as loose components, undue noises or vibration, strain on connected equipment, gas or oil or water leakage etc. the contractor shall immediately

TECHNICAL CONDITIONS OF CONTRACT (TCC)

attend these defects and take necessary corrective measures. The parts to be replaced shall be provided by BHEL free of cost. If the insulation is to be removed to attend any of the defects the cost of removal and reapplication of insulation should be borne by the contractor.

- 1.14.27 Necessary scaffolding and approaches for conducting the above shall also be within the scope of the contract.
- 1.14.28 The contractor shall carryout any other test as desired by BHEL Engineer on erected equipment covered under the scope of this contract during testing, pre-commissioning, commissioning, and operation, to demonstrate the completion of any part or whole work performed by the contractor.
- 1.14.29 During this period though the BHEL's / Client's staff will also be associated in the work, the contractor's responsibility will be to arrange required tools, man and plants till such time the commissioned units are taken over by BHEL's client.
- 1.14.30 Contractor shall cut / open works if needed, as per BHEL engineer's instructions during commissioning for inspection, checking and make good the works after inspection is over. This contingency shall be included within the quoted value. During commissioning, opening of valves, changing of gaskets, attending to leakages, minor modification / rectification works may arise. The contractor has to carry out these works at his cost by providing required manpower in all the three shifts. In case any rework is required because of contractor's faulty erection and which is noticed during commissioning the same has to be rectified by the contractor at his cost.
- 1.14.31 For conducting gas tightness test, it may be required to erect the blowers and connecting ducts and commission the same for tightness test. It is the responsibility of the contractor to erect the blowers & dismantle once the test is over. Contractor shall carry out the work within the quoted rate and BHEL will provide blowers and dummies free of cost for conducting the test.
- 1.14.32 Contractor to provide necessary commissioning assistance from pre-commissioning state onwards and up to continuous operation of the unit & handing over to customer. The category of personnel to be as per site requirement and to meet the various pre-commissioning and commissioning programme made to achieve the schedule agreed with customer.
- 1.14.33 After the commissioning activities, trial operations will continue up to handing over of the unit. Contractor shall provide the manpower for three months from trial operation completion or submission of final bill with material reconciliation whichever is later. It shall be the responsibility of the contractor to provide various categories of workers in sufficient numbers as per the work requirement along with supervisors including necessary consumables, tools etc., during this period. The rate quoted shall indicate

TECHNICAL CONDITIONS OF CONTRACT (TCC)

all these contingencies also. The various categories of workers required for pre-commissioning, commissioning and post-commissioning activities are as follows:

- a) Pipe fitters
- b) Millwright Fitters
- c) HP& structural welders
- d) Riggers
- e) Unskilled workers
- f) Supervisors
- g) Electricians
- h) Ladders
- i) Sheet metal fabricator/fitter
- j) Any other category of workers as may be required.

Further in addition to the above, contractor has to arrange the following minimum manpower exclusively for assisting BHEL commissioning engineers during stabilization and trial operation period. This manpower will be directly controlled by BHEL commissioning engineers.

1. One supervisor per shift for three shifts
2. One fitter per shifts for three shifts
3. Three helpers per shift for three shifts
4. One electrician per shift for three shifts

It shall be specifically noted that the above employees of the contractor may have to work round the clock along with BHEL commissioning Engineers and hence, overtime, may be involved. The contractor 's quoted rate shall be inclusive of all these factors also.

- 1.14.34 During commissioning any improvement or rectification due to design requirement is involved and if the contractor is asked to carry out the job, they shall be paid at man-day rates. For this purpose, daily labour report indicating therein nature of work carried out, consumables used, etc. shall be maintained by contractor, and got signed by BHEL Engineer every day. It is not obligatory on the part of BHEL to get the works done by the contractor. They can employ any other agency if they so desire at that time.
- 1.14.35 During commissioning any improvement / repair / rework / rectification / fabrication / modification due to design improvement / requirement is involved, the same shall be carried out by the contractor promptly and expeditiously.
- 1.14.36 The contractor has to provide required man power assistance during pre-commissioning and commissioning checks of motor operated valves, actuators, control valves etc. without any extra charges.

TECHNICAL CONDITIONS OF CONTRACT (TCC)

1.14.37 D.S.L / equivalent system for hoisting equipment's are also to be erected and commissioned including load testing by the contractor within the quoted rates if required. Required manpower including electricians is to be arranged by the contractor for carrying out commissioning of electrical hoist and load testing of electrical hoist. Statutory inspection if any required to be arranged by the contractor. Required loads will be provided by BHEL free of cost.

VOLUME-IA PART-I CHAPTER-XV

PAINTING

The scope of the work will comprise of but not limited to the following:

1.15.1 FINAL PAINTING

- 1.15.1 The scope of work shall also include supply and application of final painting of all the erected equipments as required and specified in painting schedules for the components of FGD including Rotating machines etc.
- 1.15.2 Required paints other consumable such as wire brush, brush etc. shall have to be arranged by the contractor at their own cost. The required manpower, other required consumables, T & P etc. shall be provided by the contractor within the quoted rate. The arrangement of primer/paint will be in contractor's scope.
- 1.15.3 All welded joints should be painted with anti-corrosive paint, once radiography and stress relieving works are over.
- 1.15.4 In the case of steel fabricated items, raw steel after fabrication has to be cleaned and subsequent painting to be carried out.
- 1.15.5 All the exposed metal parts of the equipments including piping, structures, hangers etc., wherever applicable after installation unless otherwise specified the surface protected, are to be first painted with at least one coat of suitable primer and required number of finish coats as indicated in the Painting Specification which matches the shop primer paint used, after thoroughly cleaning the dust, rust, scales, grease oil, and other foreign materials by wire brushing scrapping and chemical cleaning and the same being inspected and approved by BHEL engineers for painting. Afterwards the above parts shall be finished with as per the instructions of BHEL/Customer official.
- 1.15.6 Normally Paint shall be applied by brushing as per the instruction of BHEL Engineer. It shall be ensured that brush marks are minimum. If needed and insisted either by BHEL / Customer in certain cases, spray painting has to be carried out within the Quoted rates. Spray painting gun and compressed air arrangement has to be made by the contractor himself within the Quoted rates.
- 1.15.7 Before applying the subsequent coats, the thickness of each coat shall be measured and recorded with BHEL / Customer.
- 1.15.8 Paint used shall be stirred frequently to keep the pigment in suspension. Paint shall be of the ready mix type in original sealed containers as packed by the paint manufacturer. No thinners shall be permitted. Paint manufacturer's instructions shall be followed in method of application, handling, drying time etc.,
- 1.15.9 The scope of painting includes application of colour bands, lettering the names of the systems, equipments; tag nos. of valves, marking the directions of flow and other data required by BHEL within the quoted rate.

TECHNICAL CONDITIONS OF CONTRACT (TCC)

- 1.15.10 All surfaces shall be thoroughly cleaned, free from scales, dirt and other foreign matter. Each coat shall be applied in an even & uniform film free from lumps, streaks, runs, sags and uncoated spots.
- 1.15.11 Each coat (Primer, intermediate, finish) shall have a minimum thickness of dry film thickness (DFT) in microns and the DFT of finish paint shall not be less than the specified. Necessary instrument for measuring the thickness of paint applied is to be arranged by the contractor.
- 1.15.12 Finish coat paint, no. of coat and DFT shall be as indicated in the painting specification enclosed in this tender / relevant BHEL document/ customer's specifications. The painting specification which is forming part of this tender as in TCC shall be used as guidelines to be followed.
- 1.15.13 The actual color to be applied shall be approved by the customer before starting of actual painting work.
- 1.15.14 Primer & finish paint shall be of reputed paint supplier approved by BHEL / Customer. Contractor has to procure paints from the BHEL / Customer approved agencies only, and the paints should be as per the customer painting specification. The quality of the finish paint shall be as per the standards of IS or equivalent as approved by BHEL / Customer. Before procurement of paint the contractor has to obtain the clearance from BHEL authorities. The batch certificates of paints to be submitted to BHEL Engineer before using the same.
- 1.15.15 No paint shall be applied when the surface temp is above 55 deg. Centigrade or below 10 deg. Centigrade, and when the humidity is greater than 90% to cause condensation on the surface or frost / foggy weather.
- 1.15.16 Before commencement of final painting, contractor has to obtain written clearance from BHEL / Customer for effective completion of surface preparation.
- 1.15.17 Before applying the subsequent coats, the thickness of each coat shall be measured and recorded with BHEL / Customer.
- 1.15.18 Wherever applicable, supply and application of primer / final painting of all the insulation items erected under the scope of this tender. The painting shall be as required and specified in the painting schedule, which forms the part of this tender book.
- 1.15.19 Painting of inner side of sheet metal covering over the insulation walls with two coats of anti-corrosive paint (IS-158) to be applied to the entire satisfaction of BHEL Engineer and application of bituminous sealing compound on cladding/ sheet metal joints shall also be carried out by the contractor. Retainer type 'A' must be coated with Aluminium paint. For which the required amount of paint, other consumables & accessories for painting, cleaning the surfaces etc., shall be arranged by the contractor within the quoted rate.

TECHNICAL CONDITIONS OF CONTRACT (TCC)

- 1.15.19.1 The contractor shall effectively protect the finished work from action of weather and from damage of defacement and shall cover the finished parts, then and there, for their protection.
- 1.15.20 **PRESERVATION / TOUCH UP PAINTING**
- 1.15.20.1 Contractor shall carryout cleaning and preservation / touch up painting for the materials / equipments under this tender specification right from pre- assembly stage to till the equipment is cleared for final painting. The primer paint shall be matching shop primer.
- 1.15.20.2 Any rust on the materials shall be cleaned and painted before erection of the material. Cleaning of rust and painting shall be done by the contractor within the rates awarded in the contract and no additional cost will be provided for the same.
- 1.15.20.3 Any equipment which has been given the shop coat of primer shall be carefully examined after its erection in the field and shall be treated with touch up coat of same primer wherever the shop coat has been abraded, removed or damaged during transit / erection, or defaced during welding.
- 1.15.20.4 Mostly the equipment / items / components will be supplied with one coat of primer paint and one coat of finish paint. However, during storage and handling, the same may get peeled off / deteriorate. All such surfaces are to be thoroughly cleaned and to be touch up painted with suitable approved primer and finish paint matching with shop paint / approved final color.
- 1.15.20.5 Required paints, other consumable such as wire brush, brush etc. shall have to be arranged by the contractor at their own cost. The required manpower, other required consumables, T & P etc. shall be provided by the contractor within the quoted rate. The arrangement of primer/paint will be in contractor's scope
- 1.15.20.6 Painting of portions of Employer's structures wherever connection/welding is carried out by contractor for supporting structures.
- 1.15.20.7 All rectification including painting of Employer's structure which are damaged by contractor during his work.
- 1.15.20.8 Respective Painting scheme to be followed for the items fabricated and erected.

TECHNICAL CONDITIONS OF CONTRACT (TCC)

VOLUME-IA PART - I CHAPTER – XVI

ACCOUNTING OF MATERIALS ISSUE

(FABRICATION & ERECTION)

1.16.1 ISSUE OF STEEL

1.16.1.1 The steel shall be issued to the contractor on the following basis:

Sl. No.	Description	Basis
(a)	Structural Steel	Weighment basis (Unit – MT)

1.16.1.2 All the structural steels issued by BHEL shall be properly accounted for. The total quantity of steel required for the work will be calculated from the approved, fabrication drawings and sketched etc. The measurement for payment as well as for accounting (issue, reconciliation and return of materials) shall be based on the sectional weights as indicated in the following IS standards. No rolling tolerance shall be accepted in any case for issue, reconciliation, return of materials and payment purposes

IS: 808-1964 Beams, Channels and Angles

IS: 1730-1961 Plates, Sheets and Strips / Flats

1.16.1.3 The steel issued to the contractor shall be mainly in standard length and sections as received from the supplier. However, the contractor shall be bound to accept the steel in length as available in the project stores no claims for extra payment because of issue of non-standard length will be entertained.

1.16.1.4 The contractor shall satisfy himself of the quality and quantity of the materials at the time of taking delivery from BHEL stores. No claims whatsoever will be entertained by BHEL because of quality or quantity after the materials are taken by the contractor from BHEL stores.

1.16.1.5 The contractor shall submit to the engineer, a statement indicating estimated quantity of steel required during a quarter, at least two months in advance of the quarter. In addition, the contractor shall also furnish the estimated requirement of steel during a month by the third week of the previous month indicating his requirement.

1.16.1.6 Following shall be limit for the maximum quantity of BHEL issue materials that would be with the contractor at any point of time when work is in progress (excluding what has already been incorporated in the works).

SL. No.	Issue of Materials	Maximum Quantity in contractor's store.
1	Structural Steel	Requirement of one month

TECHNICAL CONDITIONS OF CONTRACT (TCC)

Bidders to ensure that no lamination materials are taken over by them from BHEL.

Fabrication wastage, if any due to above, shall not be compensated by BHEL.

1.16.2 RETURN OF MATERIALS

- 1.16.2.1 All surplus steel and all wastage materials will be taken back on weight basis.
- 1.16.2.2 Surplus, unused and untampered steel shall be sorted section-wise and returned separately for a place directed by BHEL/Engineer within the project area. Return of such materials will not be entitled to any handling and incidental charges.
- 1.16.2.3 All wastage / scrap (including melting scrap, wastage, and unusable scrap) shall be promptly returned to the stores and a receipt obtained for material accounting purposes. Return of such material will not be entitled to any transportation and incidental charge. Bidder shall use the scrap materials for their use in the permanent works as embedment / inserts etc. after necessary store issue formalities and site clearance.

1.16.3 SCRAP & SERVICEABLE MATERIALS:

- 1.16.3.1 All Structural steel of length above 2 M except M.S. Plate shall be considered as serviceable materials provided the materials is in good and acceptable condition. Structural steel in length less than 2 M shall be treated as scrap.
- 1.16.3.2 Plates having both sides greater than 1 M or if any side is less than 1 M but greater than 0.5 M and the total area is equal or greater than 2 Sq. M shall be considered as serviceable.
- 1.16.3.3 All pipes measuring 2 M and above in length shall be treated as serviceable materials provided they are in good and acceptable condition. Pipe in less than 2 M length shall be treated as scrap.
- 1.16.3.4 All TMT measuring 3 M and above in length shall be treated as serviceable materials provided they are in good and acceptable condition. TMT in less than 3 M length shall be treated as scrap.

1.16.4 STEEL CONSUMPTION AND WASTAGE

1.16.4.1 STRUCTURAL STEEL, (ROLLED SECTION, PLATES ETC.) CONSUMPTION & WASTAGE.

a) CONSUMPTION.

The theoretical consumption of various sections shall be based on approved drawings. Weights shall be calculated considering the sectional weights as per Indian standard. No extra shall payable to the contractor for any deviation in

TECHNICAL CONDITIONS OF CONTRACT (TCC)

weights for the two different procedures adopted for issue and calculation of the theoretical consumption including rolling tolerances.

- i). Actual consumption = Issue – Surplus.
- ii). Surplus = Untampered, unused, uncut quantity of steel and Serviceable materials as stipulated under clause “Scrap and Serviceable Materials returned by the contractor to BHEL store along with relevant documents.
- iii). Wastage = Actual consumption – Theoretical consumption.

b) WASTAGE

Allowable wastage: - 8% (EIGHT percent) of the theoretical consumption shall be considered. Wastage shall be considered as cut pieces and scrap material, measured as per actual weight basis. Invisible wastage (max limit to 0.5%), if any, shall be considered to be included in the specified 8% allowable wastage.

Sl. No.	CONSUMPTION OF STRUCTURAL STEEL (ROLLED SECTION, PLATES & SS liner)	BASIS OF ISSUE
S-1	Theoretical consumption (without Considering any wastage, scrap or loss) as per spec. & drawing.	Free
S-2	Wastage limited to plus Eight percent (+8%) of the aforesaid theoretical consumption (S-1) towards allowable wastage.	Free
S-3	Wastage beyond Eight percent (8%) of the aforesaid theoretical consumption (S-1).	Penal Rate

1.16.5 RECONCILIATION OF MATERIALS

- 1.16.5.1 The contractor shall submit a reconciliation statement of steel issued to him and steel procured by him with each RA Bill.
- 1.16.5.2 At the time of submission of bills, the contractor shall properly account for the material issued to him as specified herein to the satisfaction of BHEL certifying that the balance materials are available with contractor’s custody at site.
- 1.16.5.3 At the time of submission of bills by the contractor, if it is noticed by BHEL that the wastage is high and calls recovery at the penal rate, then, BHEL will proceed for recovery for the excess wastage as per penal recovery rates as specified.
- 1.16.5.4 The reference drawings for actual material consumption to be used for the purpose of reconciliation shall be drawings prepared by the BHEL and drawings approved by BHEL for fabrication works and such other drawings approved by BHEL. This shall

TECHNICAL CONDITIONS OF CONTRACT (TCC)

also include the bar bending schedule prepared by the contractor and approve by BHEL.

1.16.6 RECOVERY OF MATERIAL

If wastage exceeds the specified limit, the recovery of excess wastage shall be made from monthly Running Account Bill at the Penal Rate.

PENAL RATE OF MATERIALS

A	STRUCTURAL STEEL MS plates, MS flats, rolled steel joists, channels, and angles, MS pipes, Chequered Plates, etc in sizes and lengths as available	Rs. 58193/- per MT plus GST
---	--	--

TECHNICAL CONDITIONS OF CONTRACT (TCC)

VOLUME-IA PART-I CHAPTER - XVII PROGRESS OF WORK

(All the works mentioned hereunder shall be carried out within the accepted rate unless otherwise specified.)

- 1.17.1 Refer forms F -14 to F-18 of volume I D (Forms & Procedure) of volume -I Book-II. Plan and review will be done as per the formats.
- 1.17.2 Contractor is required to draw mutually agreed monthly erection programs in consultation with BHEL well in advance. Contractor shall ensure achievement of agreed program and shall also timely arrange additional resources considered necessary at no extra cost to BHEL.
- 1.17.3 Progress review meetings will be held at site during which actual progress during the week vis-a-vis scheduled program shall be discussed for actions to be taken for achieving targets. Contractor shall also present the program for subsequent week. The contractor shall constantly update / revise his work program to meet the overall requirement. All quality problems shall also be discussed during above review meetings. Necessary preventive and corrective action shall be discussed and decided upon in such review meetings and shall be implemented by the contractor in time bound manner so as to eliminate the cause of nonconformities.
- 1.17.4 Tenderers have to furnish a list of Tools and Plants including cranes, Tractor / Trailers etc., which they propose to deploy for this work.
- 1.17.5 The contractor shall submit daily, weekly and monthly progress reports, manpower reports, materials reports, consumables (gases / electrodes) report, cranes availability report and other reports as per Performa considered necessary by the Engineer. The periodicity of the reports will be decided by BHEL Engineer at site.
- 1.17.6 The contractor shall submit weekly / fortnightly / monthly statement report regarding consumption of all consumables for cost analysis purposes.
- 1.17.7 The contractor shall submit a report of any damage, shortage, discrepancy etc., every week detailing in this regard.
- 1.17.8 The manpower reports shall clearly indicate the manpower deployed, category wise specifying also the activities in which they are engaged.
- 1.17.9 The contractor has to ensure that the requirements of filling the Form 14 through BHEL's SDD system are met within the stipulated dates.
- 1.17.10 The monthly report as a booklet shall be submitted at the end of every month and shall contain the following details: -
 - a. Progress photographs in colour.

TECHNICAL CONDITIONS OF CONTRACT (TCC)

- b. Erection progress in terms of tonnage, welding joints, radiography, stress relieving, etc., completed as relevant to the respective work areas against planned.
- c. Site Organization chart of engineers & supervisors as on the last day of the month with further mobilization plan.
- d. Category- wise man hours engaged during the previous month under the categories of fitters, welders, riggers, khalasis, grinder-men, gas-cutters, electricians, crane operators and helpers. Data shall be split up under the work areas like FGD, Insulation etc.
- e. Consumables report giving consumption of all types of gases and electrodes during the previous month.
- f. Availability report of cranes.
- g. Safety implementation report in the format.
- h. Pending material and any other inputs required from BHEL for activities planned during the subsequent months

TECHNICAL CONDITIONS OF CONTRACT (TCC)

VOLUME-IA PART-II CHAPTER-1

CORRECTIONS / REVISIONS IN SPECIAL CONDITIONS OF CONTRACT, GENERAL CONDITIONS OF CONTRACT AND FORMS & PROCEDURES

Sl. No.: 1

Following Clauses in General Conditions of Contract (GCC) are modified/ revised/ added:

S.No	GCC Clause Reference	Modification / Revision / Addition in GCC Clause
1.	GCC Clause 1.9.1, Sl. No. (ii)	The following mode of deposit, Sl. No. (e) is added: e) Insurance Surety Bonds
2.	GCC Clause 1.10.3, Sl. No. (vi)	The following Clause, Sl. No. (vi) is deleted: Security deposit can also be recovered at the rate of 10% of the gross amount progressively from each of the running bills of the contractor till the total amount of the required security deposit is collected. However, in such cases at least 50% of the required Security Deposit, including the EMD, should be deposited in any form as prescribed before start of the work and the balance 50% may be recovered from the running bills as described above
3.	GCC Clause 1.10.3, Sl.No.(vii)	The following mode of deposit, Sl. No. (vii) is added: e) Insurance Surety Bonds
4.	Note mentioned under the GCC Clause 1.10.3	Note mentioned under GCC Clause 1.10.3 is revised as below: Note: (1) BHEL will not be liable or responsible in any manner for the collection of interest or renewal of the documents or in any other matter connected therewith. (2) In case of delay in submission of security deposit, enhanced security deposit which would include interest (Repo rate +4%) for the delayed period, shall be submitted by the bidder.
5.	GCC Clause 1.10.8	GCC Clause 1.10.8 is revised as below: Bidder agrees to submit security deposit required for execution of the contract within the time period mentioned. In case of delay in submission of security deposit, enhanced security deposit which would include interest (Repo rate+4%) for the delayed period, shall be submitted

TECHNICAL CONDITIONS OF CONTRACT (TCC)

S.No	GCC Clause Reference	Modification / Revision / Addition in GCC Clause
		by the bidder. Further, if security deposit is not submitted till such time the first bill becomes due, the amount of security deposit due shall be recovered as per terms defined in NIT / contract, from the bills along with due interest
6.	GCC Clause 2.13.6	<p>GCC Clause 2.13.6 is revised as: The rate of interest applicable for the above advances shall be the repo rate prevailing on the date of release of advance plus 4%, and such rate will remain fixed till the total advance amount is recovered</p>
7.	GCC Clause 2.22.1	<p>GCC Clause 2.22.1 is revised as: Retention Amount shall be 5% of the Contract Value and shall be furnished through BG in line with clause 1.12 of GCC before payment of first RA Bill. The validity of the said BG shall be initially for the contract period & shall be extended, if so required, up to acceptance of final bill. In case of increase in contract value, additional BG for 5% of differential amount shall be submitted by Contractor before payment of next RA Bill due. Retention Amount can also be recovered at the rate of 10% of the gross amount progressively from each of the running bills of the contractor till the total amount of the required retention amount is collected. In case, contractor opts cash deduction from RA bills in the beginning & subsequently offers to submit BG later on, then refund of deducted retention amount may be permitted against submission of BG for 5% of the Contract Value.</p>
8.	New Clause for "Breach of Contract, Remedies and Termination" is added in place of existing clause of Risk & Cost (i.e. 2.7.2.1 to 2.7.3)	<p>Clause 2.7.2 and 2.7.3 are revised as:</p> <p>2.7.2 Breach of Contract, Remedies and Termination 2.7.2.1 BHEL shall terminate the contract after due notice of a period of 14 days in any of the following cases, which if not rectified/ improved within the time period mentioned in the notice, then, 'Breach of Contract' will be considered to have been established:</p>

TECHNICAL CONDITIONS OF CONTRACT (TCC)

S.No	GCC Clause Reference	Modification / Revision / Addition in GCC Clause
		<p>i). Contractor's poor progress of the work vis-à-vis execution timeline as stipulated in the Contract, backlog attributable to contractor including unexecuted portion of work does not appear to be executable within balance available period considering its performance of execution.</p> <p>ii). Withdrawal from or abandonment of the work by contractor before completion of the work as per contract.</p> <p>iii). Non-completion of work by the Contractor within scheduled completion period as per Contract or as extended from time to time, for the reasons attributable to the contractor.</p> <p>iv). Repeated failure of contractor in deploying the required resources, to comply the statutory requirements etc. even after given by BHEL is writing.</p> <p>v). Strike or Lockout declared is not settled within a period of one month.</p> <p>vi). Termination of Contract on account of any other reason (s) attributable to Contractor.</p> <p>vii). Assignment, transfer, subletting of Contract without BHEL's written permission.</p> <p>viii). Non-compliance to any contractual condition or any other default attributable to Contractor.</p> <p><u>2.7.2.2 Remedies in case of Breach of Contract is established</u></p> <p>In case 'Breach of Contract' is established, Security Deposit and Retention Amount shall be encashed/ forfeited. This is without prejudice to BHEL's right to levy of liquidated damages, debarment etc. which shall be applied as per the provisions of the contract. Sequence of recovery to be made in case of breach of contract is established, is as below:</p> <p>a) In case the value of Security Deposit & Retention</p>

TECHNICAL CONDITIONS OF CONTRACT (TCC)

S.No	GCC Clause Reference	Modification / Revision / Addition in GCC Clause
		<p>Amount, available for the Contract, is less than 10% of the Contract Value, the balance amount shall be recovered from dues available in the form of Bills payable to contractor, BGs against the same contract etc.</p> <p>b) Demand notice for deposit of balance recovery amount shall be sent to contractor, if funds are insufficient to effect complete recovery against dues indicated in (a) above.</p> <p>c) If contractor fails to deposit the balance amount to be recovered within the period as prescribed in demand notice, following action shall be taken for balance recovery:</p> <p>i) Dues payable to contractor against other contracts in the same Region shall be considered for recovery.</p> <p>ii) If recovery cannot be made out of dues payable to the contractor as above, balance amount to be recovered, shall be informed to other Regions/Units for making recovery from the Unpaid Bills/Running Bills/SD/BGs/Final Bills of contractor.</p> <p>iii) In-case recoveries are not possible with any of the above available options, Legal action shall be initiated for recovery against contractor.</p> <p>Note:</p> <p>1) In addition to above, levy of liquidated damages, debarment, termination, short-closure etc. shall be applied as per provisions of the contract.</p> <p>2) If tendering is done for the balance work, the defaulted contractor (including all the members/partners in case of JV/ partnership firm) shall not be eligible for either executing the balance work or to participate in the tender(s) for executing the balance work.</p> <p>2.7.3 In case Contractor fails to deploy the resources as per requirement informed by BHEL in writing to expedite</p>

TECHNICAL CONDITIONS OF CONTRACT (TCC)

S.No	GCC Clause Reference	Modification / Revision / Addition in GCC Clause
		the work, BHEL can deploy own/hired/otherwise arranged resources and recover the expenses incurred from the dues payable to contractor. Recoveries shall be actual expenses incurred plus 5% overheads or as defined in TCC.
9.	GCC Clause 2.7.7	<p>GCC Clause 2.7.7 is revised as: BHEL may permit or direct contractor to demobilize and remobilize at a future date as intimated by BHEL in case of following situations for reasons other than Force majeure conditions and not attributable to contractor:</p> <ul style="list-style-type: none"> i) suspension of work(s) at a Project either by BHEL or Customer, <li style="text-align: center;">or ii) where work comes to a complete halt or reaches a stage wherein worthwhile works cannot be executed and there is no possibility of commencement of work for a period of not less than three months <p>In such cases, charges towards demobilization and remobilization shall be as decided by BHEL after successful remobilization by contractor at site, and decision of BHEL shall be final and binding on the contractor. After remobilization, all conditions as per contract shall become applicable. In case Contractor does not remobilize with adequate resources or does not start the work within the period as intimated, then BHEL reserves the right to terminate the contract and effect remedies under Clause 2.7.2.2. Duration of the contract/time extension shall be revised suitably. In case of any conflict, BHEL decision in this regard shall be final and binding on the contractor.</p>
10.	GCC Clause 2.11.3	<p>GCC Clause 2.11.3 is revised as: However, if any 'Time extension' is granted to the contractor to facilitate continuation of work and completion of contract, due to backlog attributable to the contractor alone, then it shall be without prejudice to the rights of BHEL to impose penalty/LD for the delays attributable to the contractor, in addition to any other actions BHEL may wish to take under clause 2.7.2 of GCC i.e. "Breach of Contract, Remedies and</p>

TECHNICAL CONDITIONS OF CONTRACT (TCC)

S.No	GCC Clause Reference	Modification / Revision / Addition in GCC Clause
		Termination”.
11.	GCC Clause 2.19.1	GCC Clause 2.19.1 is revised as: The contractor will be fully responsible for all disputes and other issues connected with his labour. In the event of the contractor’s labour resorting to strike or the Contractor resorting to lockout and if the strike or lockout declared is not settled within a period of one month, it may be considered as ‘Breach of Contract’ under Clause 2.7 and the remedies under Clause 2.7.2.2 may be executed, at the discretion of BHEL.
12.	GCC Clause 2.24.1	GCC Clause 2.24.1 is revised as: Even though the work will be carried out under the supervision of BHEL Engineers the Contractor will be responsible for the quality of the workmanship and shall guarantee the work done for a period of Twelve months from the date of commencement of guarantee period as defined in Technical Conditions of Contract, for good workmanship and shall rectify free of cost all defects due to faulty erection detected during the guarantee period. In the event of the Contractor failing to repair the defective works within the time specified by the Engineer, BHEL may proceed to undertake the repairs of such defective works, by itself, without prejudice to any other rights and recover the cost incurred for the same along with 5% overheads from the Security Deposit.

S.No.:2

In addition to The EARNEST MONEY DEPOSIT (EMD) clause 1.9 and The SECURITY DEPOSIT (SD) clause 1.10 published in General Conditions of Contract (Volume I Book II) following is added for FDR:

1. FDR should be Lien marked in favour of M/s BHEL.
2. Bank issuing FDR should agree to the following conditions and submit duly signed letter addressed to BHEL, confirming the following points:
 - a) There is no Lock in Period for Encashment of the Said FDR

TECHNICAL CONDITIONS OF CONTRACT (TCC)

- b) The amount under the Said FDR would be paid to BHEL-PSSR on Demand, at any point of Time before, or upon Maturity, without any reference to the (Contactor Name).
- c) Encashment whether premature or otherwise would not require any clearance from any other authority /Person.
- d) FDR will be auto renewed for such period/s initially mentioned in the FDR and the intimation of Such renewal shall be sent to BHEL, PSSR and (Contractor), immediately after the renewal.
- e) FDR will not be closed, Encashed, Changed or Discharged without the Written permission/Confirmation from M/s BHEL PSSR.
- f) Bank to acknowledge and agree that the Lien created on the FDR shall be in Force until M/s BHEL PSSR, gives a Discharge Letter in this regard.

S. No.:3

Detailed Instruction for EMD / Security deposits through SBI e-collect:

Step 1: Vendors may visit SBI collect website, the URL of which is <https://www.onlinesbi.sbi/sbicollect> where they get the home page with various categories of institutions.

Step 2: Select PSU - Public Sector Undertakings – leading to a page with list of PSUs

Step 3: Type BHEL and search, they get to see all BHEL divisions wherein they shall select BHEL PSSR Chennai. The screen shot of the same is given below.

TECHNICAL CONDITIONS OF CONTRACT (TCC)

The screenshot displays the State Bank Collect website interface. At the top, there is a navigation bar with the SBI logo and links for HOME, TRANSACTION HISTORY, FAQ'S, and CUSTOMER SUPPORT. Below this, a 'Payment Progress' section shows a five-step flow: Select Payee (active), Enter Payment Details, Verify Payment Details, Complete Payment, and Print Receipt. The main content area is titled 'Select Payee' and shows a search for 'bhel' with a 'Filter by State' dropdown set to '-- Select --'. A table lists two results:

Name of PSU-Public Sector Undertaking	State
BHEL BAP RANIPET	Tamil Nadu
BHEL PSSR CHENNAI	Tamil Nadu

Below the table, it indicates 'Showing 1 to 2 of 2 entries (filtered from 113 total entries)'. A 'Back' button is visible at the bottom of the search results. The footer includes '© State Bank of India' and links for Privacy Statement, Disclosures, and Terms of Use. The Windows taskbar at the bottom shows the system tray with the date 29-06-2023 and time 18:28.

Step 4: Select EMD receipts. Having selected the Payee in the Payment Progress, it will lead to the payment details – a drop down list of values. From that list, vendors shall select EMD receipts. Upon clicking the entry EMD receipts, a form will open asking for the remitters details and the details of the tender.

Step 5: Confirm details and pay

Fill in all the details correctly, verify the details, and complete the payment as it is leading to the payment gateway.

Step 6: Take a printout on completing the payment and enclose the copy of the same along with the bid submission. Store the copy of receipt for future reference.

VOLUME-IA PART – II

CHAPTER 2 to 4

Next pages are as below

Chapter 2	Welding Procedure Specification	4
Chapter 3	T&P Charges	10
Chapter 4	HSE Plan For Site Operations By Subcontractor	131

BHARAT HEAVY ELECTRICALS LIMITED
TIRUCHIRAPPALLI-14
WELDING TECHNOLOGY CENTRE

Form No
101-401

WELDING PROCEDURE SPECIFICATION

Page 1 of 2

WPS No : 1213	Date : 06/10/97	Supporting : 272,517
		PQR No & 700
Rev No : 00	Date : ---	

Welding Process : SMAW Type : Manual
(Auto/Semi-Auto/Manual/Machine)

Application : Groove & Fillet welding of Carbon Steel attachments to Carbon Steel attachments without PWHT.

JOINTS (QW-402)

Joint Design : Groove/Fillet as per production drawing.
Backing (Yes/No) : With or Without
Backing Material(Type) : Metal
Metal/Non fusing metal/
Non metallic/Others

BASE METALS (QW-403)

P.No: 1 Group No: 1 or 2 TO P.No:1/IS 2062 Group No: 1 or 2/---
Spec. Type & Grade : P1 + P1/IS 2062
Chem. Analysis & Mech. Prop. : N.A.

Thickness Range :-

Groove : 4.8 to 38.0 mm Fillet : Unlimited

Pipe diameter range :-

Groove : Unlimited Fillet : Unlimited

Others : Nil

FILLER METALS (QW-404)

AWS No (Class) : E7018	Size of filler metal : See table
Specn. No (SFA) : 5.1	Flux Trade Name : N.A.
F. No : 4	Consumable Insert : N.A.
A. No : 1	Electrode Flux class : N.A.

Deposited weld metal thickness range :-

Groove : 38.0 mm (Maximum 8 mm per pass)

Fillet : 38.0 mm (Maximum 8 mm per pass)

POSITION (QW-405)

Position of Groove : All
Position of Fillet : All
Weld Progression : Vertical
(Up/Down) up

PREHEAT (QW-406)

Up to 25mm:Nil
(min 10°C),
Preheat Temp.(min) : Above 25:150°C
Interpass Temp.(max): 300°C
Preheat maintenance : Nil
Others : Nil

PWIT (QW-407)

Temp. Range : Nil

Time range : Nil

Others : Nil

GAS (QW-408)

	Gases	Mix %	Flow Rt
Shielding:	N.A.	--	--
Trailing :	N.A.	--	--
Backing :	N.A.	--	--

ELECTRICAL CHARACTERISTICS (QW-409)

Current (AC/DC) : See table

Amps (range) : See table

Tungsten Electrode type and size : N.A.

Mode of Metal transfer for (GMAW) : N.A.

Electrode wire feed speed range : N.A.

Pulsing current (GTAW) : N.A.

Polarity : See table

Volts : N.A.

TECHNIQUES (QW-410)

String or Weave Bead : Root : String
Others : String or weave (3 dia. max.)

Orifice or Gas cup size : N.A.

Initial and Interpass Cleaning : Brushing/Chipping/Grinding

Method of Back gouging : Air arc gauging/Grinding (where second side welding is done)

Oscillation : N.A.

Contact Tube to Work distance : N.A.

Multiple or single pass (per side) : Single or Multiple

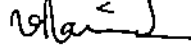
Multiple or single electrode : Single


Electrode spacing : N.A.

Peening : Nil

Others : Nil

Weld Layer	Process	Filler		Current		Volt Range	Travel speed Range	Others (Hot wire, Torch angle etc.)
		Class	Dia.	Type	Amps.			
All	SMAW	E7018	2.50	DCEP	60-90	N.A.	N.A.	Nil
All	SMAW	E7018	3.15	DCEP	100-140	N.A.	N.A.	Nil
All	SMAW	E7018	4.00	DCEP	140-180	N.A.	N.A.	Nil

Approved : 
(V. Ravindran)
Sr. Manager/WFC

Prepared : 
(R. Rajan)
Welding Engineer/WFC



101-401

BHARAT HEAVY ELECTRICALS LIMITED
TIRUCHIRAPPALLI-620014
WELDING TECHNOLOGY CENTRE

WELDING PROCEDURE SPECIFICATION

WPS No	: 1001	Date	: 06/11/1993	Supporting PQR No: 007
Rev No	: 01	Date	: 02/04/2015	
Welding Process	: SMAW	Type	: Manual	(Auto/Semi-Auto/Manual/Machine)
Application	: Butt welding of P1 Gr. 1 or 2 materials without preheat and without PWHT for structural applications.			

JOINTS (QW-402)

Joint Design : As per production drawing
 Backing (Yes/No) : No
 Backing Material (Type) : Nil
 (Metal/Non fusing metal/Non metallic/other)

BASE METAL (QW-403)

P.No : 1 Group No : 1 or 2 TO P.No : 1 Group No. : 1 or 2
 OR
 Specification and type / grade or UNS Number : NA
 To Specification and type / grade or UNS Number : NA
 OR
 Chem. Analysis & Mech. Prop. : NA To Chem. Analysis & Mech. Prop. : NA

Thickness Range of Base material	Groove : 5.0 to 20.0 mm	Fillet: Nil
Max. Pass Thickness ≤13 mm	: Yes	
Other	: Nil	

FILLER METALS (QW-404)

	<u>Root</u>	<u>Further</u>
AWS No. (Class) :	E6013	E7018
Specn.No. (SFA) :	5.1	5.1
F.No. :	2	4
A.No. :	1	1
Filler Metal Production form :	NA	NA
Supplemental filler metal :	Nil	NA
Size of filler metal :	Refer table	Refer Table
Flux trade name :	NA	NA
Electrode-flux (Class) :	NA	NA
Consumable Insert :	NA	NA
Alloy Element :	Nil	Nil

Weld Metal Thickness range

Groove: Max.20.0 mm	Max.4.0 mm	Balance
Fillet : NA	Other : Nil	

POSITION (QW-405)

Position(s) of Groove : All
 Position(s) of Fillet : NA
 Weld Progression : Vertical up
 Other : Nil

PREHEAT (QW-406)

Preheat Temp. (Min) : 10°C
 Interpass Temp. (Max) : 300°C
 Preheat Maintenance : Nil
 Other : Nil

PWHT (QW-407)

Temp. Range : Nil
Time Range : Nil
Other : Nil

GAS (QW-408)

Percent Compositions

	<u>Gas(es)</u>	<u>(Mixture)</u>	<u>Flow Rate</u>
Shielding :	NA	---	---
Trailing :	NA	---	---
Backing :	NA	---	---

ELECTRICAL CHARACTERISTICS (QW-409)

Current (AC/DC)	:	Refer table	Polarity	:	Refer table
Amps (Range)	:	Refer table	Volts	:	Refer table
Tungsten Electrode type and size	:	NA			
Mode of metal transfer for GMAW	:	NA			
Electrode wire feed speed range	:	NA			
Pulsing current (GTAW)	:	Nil			
Heat Input (max)	:	NA			


TECHNIQUES (QW-410)

String or Weave Bead	:	String or Weave (weave: max.3x diameter of electrode)
Oscillation/Weaving	:	NA
Initial and interpass cleaning	:	Brushing/chipping /grinding
Method of back gouging	:	Grinding, when required
Orifice or Gas cup size	:	NA
Contact tube to work distance	:	NA
Multiple or single pass per side	:	Single / Multiple
Multiple or single Electrode	:	Single
Electrode spacing	:	NA
Travel speed range	:	NA
Use of thermal process	:	Nil
Closed to out chamber	:	NA
Manual or Automatic	:	Manual
Peening	:	Nil
Other	:	Nil


Weld Layer(s)	Process	Filler metal		Current		Voltage (Range)	Travel Speed (Range)	Other
		Classification	Diameter (mm)	Type & Polarity	Amps. (Range)			
Root	SMAW	E6013	2.5	DCEP	70-120	18-22	NA	Nil
Further	SMAW	E7018	2.5	DEP	70-110	18-22	NA	Nil
Further	SMAW	E7018	3.15	DCEP	100-140	22-26	NA	Nil

Prepared by

Approved by


(L.Praveen Kumar)

Senior Welding Engineer/ WTC



(S.Singaravelu)
SDGM / WTC

Annexure**C1**

DATE:18/09/2023

**REVISED RATES OF T&P HIRE CHARGES FOR CRANES & TRAILERS ETC. FOR
SUB-CONTRACTORS WORKING FOR BHEL FOR DOING BHEL JOBS**

SL NO.	ITEM DESCRIPTION	USEFUL LIFE (IN YRS)	Revised rates (Rs./Hour) valid from 25/09/2023 to 31/8/2025 (WITHIN USEFUL LIFE)	Revised rates (Rs./Hour) valid from 25/09/2023 to 31/8/2025 (BEYOND USEFUL LIFE)
I.	CRANES :-			
1	Portal Gantry Crane 500T	15	26040.00	26040.00
2	100MT Crawler Crane ZOOMLION CRANE-QUY-100	10	11470.00	11470.00
3	Heavy Lift Crawler Crane 600MT Class DEMAG Model CC2800	15	56920.00	56920.00
4	PORTAL CRANE, 360T	15	14230.00	14230.00
5	600MT Class Crawler Crane- Manitowoc Model 18000-UPGRADED	15	56070.00	56070.00
6	600MT Class Crawler Crane- Liebherr Model LR1600-2 (Upgraded)	15	69370.00	69370.00
7	CRAWLER CRANE FMC/LINKBELT 718, 250T (WITH RINGER)	15	33880.00	33880.00
8	CRAWLER CRANE FMC/LINKBELT 718, 250T (WITH-OUT RINGER)	15	21170.00	21170.00
9	MANITOWOC M-250T TRUCK CRANE	15	30490.00	30490.00
10	270 MT Class Crawler Crane- Manitowoc Model 2250	15	32010.00	32010.00
11	300MT Crane Crawler Crane LIEBHERR Model LR-1350/1	15	26680.00	26680.00
11.A	300MT Crane Crawler Crane LIEBHERR Model LR-1350/1 (UPGRADED)	15	36740.00	36740.00
12	250MT Class Mid range Crawler Crane- Kobelco Model CKE2500-2	15	15290.00	15290.00
12.A	250MT Class Mid range Crawler Crane- Kobelco Model CKE2500-2 (UPGRADED)	15	19180.00	19180.00
13	LINKBELT LS- 248H CRAWLER CRANE (180T)	15	16940.00	16940.00
14	MANITOWAC MODEL 888 CRAWLER CRANE (200 MT)	15	22020.00	22020.00
15	CRAWLER CRANE SUMITOMO, 150T	15	11010.00	11010.00
16	All Terrain Crane, 150MT- Liebherr Model LTM1150	15	13550.00	13550.00
17	CRAWLER CRANE, 120 T Fushun Model QUY120	10	10920.00	10920.00
18.A	CRAWLER CRANE 135MT Kobelco Model CK1350- 1F	15	10840.00	10840.00
18.B	CRAWLER CRANE 135MT Kobelco Model CK1350	15	8970.00	8970.00
19	CRAWLER CRANE 120MT - Tata-Sumitomo Model SCX1200-2	15	10160.00	10160.00
20	CRAWLER CRANE 100 T (KH 500)	15	10160.00	10160.00
21	Hydraulic Crawler Crane 80MT, Fushun Model QUY 80B	10	5460.00	5460.00
22	ROUGH TERRAIN CRANE 75T (RT880)	12	6200.00	6200.00
23	CRAWLER CRANE, 75T -Tata Model 955ALC/TFC280	12	5430.00	5430.00
24	Mobile Crane, 55MT (TIL)	12	4460.00	4460.00
25	CRAWLER CRANE, 25T -Tata Model TFC75	10	3050.00	3050.00
26	MOBILE CRANE, 20MT (TIL)	10	2290.00	2290.00
27	MOBILE CRANE, 20MT (ESCORTS)	10	2290.00	2290.00
28	MOBILE CRANE ESCORTS- 14MT	10	720.00	720.00
29	HYDAULIC PICK & CARRY CRANE, 8/9/10/11/12 MT	10	390.00	390.00
30	FORK LIFT 5T	5	650.00	650.00
31	FORK LIFT 3T	5	540.00	540.00


(D. PRAK SRIVASTAVA)
(CONVENER - COMMITTEE ON
T&P HIRE CHGS 2023-25)

**REVISED RATES OF T&P HIRE CHARGES FOR CRANES & TRAILERS ETC. FOR
OUTSIDE AGENCIES**

SL NO.	ITEM DESCRIPTION	USEFUL LIFE (IN YRS)	Revised rates (Rs./Hour) valid from 25/09/2023 to 31/8/2025 (WITHIN USEFUL LIFE)	Revised rates (Rs./Hour) valid from 25/09/2023 to 31/8/2025 (BEYOND USEFUL LIFE)
I.	CRANES :-			
1	Portal Gantry Crane 500T	15	28930.00	28930.00
2	100MT Crawler Crane ZOOMLION CRANE-QUY-100	10	12740.00	12740.00
3	Heavy Lift Crawler Crane 600MT Class DEMAG Model CC2800	15	63240.00	63240.00
4	PORTAL CRANE, 360T	15	15810.00	15810.00
5	600MT Class Crawler Crane- Manitowoc Model 18000-UPGRADED	15	62300.00	62300.00
6	600MT Class Crawler Crane- Liebherr Model LR1600-2 (Upgraded version)	15	77080.00	77080.00
7	CRAWLER CRANE FMC/LINKBELT 718, 250T (WITH RINGER)	15	37640.00	37640.00
8	CRAWLER CRANE FMC/LINKBELT 718, 250T (WITH-OUT RINGER)	15	23520.00	23520.00
9	MANITOWOC M-250T TRUCK CRANE	15	33880.00	33880.00
10	270 MT Class Crawler Crane- Manitowoc Model 2250	15	35570.00	35570.00
11	300MT Crane Crawler Crane LIEBHERR Model LR-1350/1	15	29640.00	29640.00
11.A	300MT Crane Crawler Crane LIEBHERR Model LR-1350/1 (UPGRADED)	15	40820.00	40820.00
12	250MT Class Mid range Crawler Crane- Kobelco Model CKE2500-2	15	16990.00	16990.00
12.A	250MT Class Mid range Crawler Crane- Kobelco Model CKE2500-2 (UPGRADED)	15	21310.00	21310.00
13	LINKBELT LS- 248H CRAWLER CRANE (180T)	15	18820.00	18820.00
14	MANITOWAC MODEL 888 CRAWLER CRANE (200 MT)	15	24470.00	24470.00
15	CRAWLER CRANE SUMITOMO, 150T	15	12230.00	12230.00
16	All Terrain Crane, 150MT- Liebherr Model LTM1150	15	15050.00	15050.00
17	CRAWLER CRANE, 120 T Fushun Model QUY120	10	12130.00	12130.00
18.A	CRAWLER CRANE 135MT Kobelco Model CK1350- 1F	15	12040.00	12040.00
18.B	CRAWLER CRANE 135MT Kobelco Model CK1350	15	9970.00	9970.00
19	CRAWLER CRANE 120MT - Tata-Sumitomo Model SCX1200-2	15	11290.00	11290.00
20	CRAWLER CRANE 100 T (KH 500)	15	11290.00	11290.00
21	Hydraulic Crawler Crane 80MT, Fushun Model QUY 80B	10	6060.00	6060.00
22	ROUGH TERRAIN CRANE 75T (RT880)	12	6890.00	6890.00
23	CRAWLER CRANE, 75T -Tata Model 955ALC/TFC280	12	6030.00	6030.00
24	Mobile Crane, 55MT (TIL)	12	4950.00	4950.00
25	CRAWLER CRANE, 25T -Tata Model TFC75	10	3390.00	3390.00
26	MOBILE CRANE, 20MT (TIL)	10	2540.00	2540.00
27	MOBILE CRANE, 20MT (ESCORTS)	10	2540.00	2540.00
28	MOBILE CRANE ESCORTS- 14MT	10	800.00	800.00
29	HYDAULIC PICK & CARRY CRANE, 8/9/10/11/12 MT	10	430.00	430.00
30	FORK LIFT 5T	5	730.00	730.00
31	FORK LIFT 3T	5	600.00	600.00



RATES OF T&P HIRE CHARGES FOR ITEMS OTHER THAN CRANES & TRAILERS ETC. FOR
SUB-CONTRACTORS WORKING FOR BHEL FOR DOING BHEL JOBS

SL NO.	ITEM DESCRIPTION	Revised rates (Rs./Day) valid from 25/09/2023 to 31/8/2025
I.	LIFTING EQUIPMENTS	
1	Strand Jack System for Boiler Drum Lifting	21030
2	MULTI SHEAVE PULLEY BLOCK 40/50T/60T	310
3	MULTI SHEAVE PULLEY BLOCK 100T	630
4	MULTI SHEAVE PULLEY BLOCK 150T	1270
5	ELCTRIC WINCH 5T	1280
6	ELCTRIC WINCH 10T	2370
7	ELECTRIC WINCH 15 T	2170
8	PASSENGER CUM GOODS HOIST 1T	2290
9	FURNACE MAINTENANCE PLATFORM	5060
10	Gang Operated Hydraulic Jack (Set of 4 Jacks - 175 MT each)	2100
II	WELDING & HEAT TREATMENT EQUIPMENT	
1	125KW, 3KHZ, AIR-COOLED INDUCTION HEATING EQUIPMENT	16460
2	75KW, 10 KHZ, COMPACT INDUCTION HEATING EQUIPMENT	8230
3	WELDING GENERATOR 320/300 A	300
4	WELDING RECTIFIER 400A/300A	300
5	WELDING RECTIFIER 600A	400
6	DIESEL WELDING GENERATOR 400A/300A	400
7	TRANSFORMER,600A	300
8	TRANSFORMER 300/400A	200
III	SERVICE PLANTS & ALLIED EQUIPT.	0
1	500KVA DIESEL GENERATOR	3830
2	TRANSFORMER OIL FILTERATION EQUIPMENT 6000LPH CAPACITY WITHOUT STORAGE TANK	6400
3	-DO- , WITH STORAGE TANK	7310
4	OIL FILTERATION M/C, 250/500 LPH (OTHER THAN SILICON OIL)	910
5	OIL FILTERATION M/C, 250GPH/1000LPH (OTHER THAN SILICON OIL)	1370
6	OIL FILTERATION M/C, 500GPH/2500LPH (OTHER THAN SILICON OIL)	1820
7	OIL FILTERATION M/C, 1000GPH/5000LPH (OTHER THAN SILICON OIL)	3650
8	Portable Lube Oil Purification Unit (Centrifuge M/c) Capacity: 750 LPH	1280
9	Low Vacuum de-hydration unit	640
10	DIESEL GENERATING SET,250 KVA	1780
11	DIESEL GENERATING SET,25 KVA	510
12	VACUUM PUMP(ABSOLUTE V.C.)	540
13	ACID CIRCULATING PUMP WITH MOTOR 120M HEAD, 150T/HR	1090
14	ACID TRANSFER PUMP 20/50 T/HR	540



RATES OF T&P HIRE CHARGES FOR ITEMS OTHER THAN CRANES & TRAILERS ETC. FOR
SUB-CONTRACTORS WORKING FOR BHEL FOR DOING BHEL JOBS

SL NO.	ITEM DESCRIPTION	Revised rates (Rs./Day) valid from 25/09/2023 to 31/8/2025
15	DEWATERING PUMP (Kirloskar make,11KW/15HP)	80
16	HP Air compressor (32 Kg/Sq. Cm, 150 CFM)	4260
17	AIR COMPRESSORS 250/300/330/360/350 CFM	2740
18	AIR COMPRESSORS 140/150/190/210 CFM	910
19	ACID CIRCULATING PUMP WITH MOTOR & STARTER, 200T/HR, 150M, 220 HP	1820
20	Industrial Blower 2000CFM	1280
21	Air Leak Test Blower (Flow: 40000 m ³ /Hr)	1160
22	Air Blower (Flow: 20000 m ³ /Hr)	940
IV	METAL FORMING /CUTTING EQUIPMENT	
1	TUBE EXPANDING M/C PNEUMATIC 60-100 MM	640
2	ELECTRO HYDRAULIC PIPE BENDING M/C 4"	1640
3	BOLTING MACHINE (ALCOA/AVLOCK/ HUCK)	1810
4	-do- Gun with nose Assembly only	540
V	TESTING/INSPECTION EQUIPMENT	
1	DATA LOGGER for PG TESTING	37110
2	MOTORISED HYDRAULIC TEST PUMP 250kg/cmsq	800
3	MOTORISED HYDRAULIC TEST PUMP 400-450kg/cmsq	1090
4	MOTORISED HYDRAULIC TEST PUMP 600 KG/CMSQ	1280
5	HYDRAULIC TEST PUMP 800 KG/CMSQ	1340
6	HYDRAULIC TEST PUMP 1000 KG/CMSQ	2250
7	BOLT STRETCHING DEVICE	910
8	BOROSCOPE/FIBROSCOPE FLEXIBLE TYPE (FLEXUX) IMPORTED	3650
9	ULTRASONIC FLAW DETECTOR	2740
10	MPI TEST KIT	360
11	GAS LEAK DETECTOR	270
12	VIBRATION/SOUND LEVEL METER IRD-306	360
13	VIBRATION/SOUND LEVEL METER IRD-308	360
14	VIBRATION ANALYSER/DYNAMIC BALANCING M/C IRD 350	1460
15	VIBRATION ANALYSER/DYNAMIC BALANCING M/C IRD 360	2560
16	SHOCK PULSE METER	640
17	HV.DC TEST KIT UPTO 50 KV	540
18	HV.DC TEST KIT ABOVE 50 KV	1000
19	HV.AC TEST KIT UPTO 50KV	820
20	HV.AC TEST KIT ABOVE 50KV	2920
21	MOTORISED MEGGER 2.5KV	400
22	MOTORISED MEGGAR 5KV	450
23	OSCILLOSCOPE-DUAL BEAM INDIGENOUS	450
24	OSCILLOSCOPE-DUAL BEAM IMPORTED	1090
25	WAVEFORM ANALYSER	910
26	OSCILLOGRAPH/UV RECORDER 24 CHANNEL	1640
27	OSCILLOGRAPH/UV RECORDER 12 CHANNEL	1090
28	OSCILLOGRAPH/UV RECORDER 6 CHANNEL	910
29	DIGITAL LOW RESISTANCE METER	640
30	DC POTENTIOMETER	180
31	PRECISION DEAD WEIGHT TESTER	1000
32	OPTICAL ALIGNMENT KIT	1370
33	BOROSCOPE/FIBROSCOPE(NON FLEXIBLE)	1200
34	VERNIER THEODOLITE,PRECISION	1200
35	VERNIER THEODOLITE,ORDINARY	200
36	ENGINEERS PRECISION LEVEL/DUMPY LEVEL	120

RATES OF T&P HIRE CHARGES FOR ITEMS OTHER THAN CRANES & TRAILERS ETC. FOR
SUB-CONTRACTORS WORKING FOR BHEL FOR DOING BHEL JOBS

SL NO.	ITEM DESCRIPTION	Revised rates (Rs./Day) valid from 25/09/2023 to 31/8/2025
37	ISKAMATIC 'A'	3210
38	CALIBRATOR '03'	1000
39	48 POLE EXTENDER CARD	200
40	MULTIJET NPM	400
41	OSCILLOMETER	10240
42	VOC EQUIPMENT	1400
43	BINARY SIGNAL GENERATOR	290
44	ELECTRIC COUNTER	690
45	FREQUENCY GENERATOR	1000
46	DBF 3 VIBRATION RECORDER/ANALYSER	3290
47	L&T GOULD OSCILLOGRAPH 2-CHANNEL	490
48	L&T GOULD OSCILLOGRAPH 6-CHANNEL	1180
49	VIBROPORT 41/FFT ANALYSER	5480
50	ELCID kit	10060
51	UNIVERSAL CALIBRATION SYSTEM	2740
52	NATURAL FREQUENCY TESTER	2920
53	DIGITAL HARDNESS TESTER	360
54	ADRE 208 VIBRATION ANALYSER	7310
55	PCB DIAGNOSTIC REPAIR KIT	2010
56	SECONDARY INJECTION RELAY TEST KIT	5300
57	MICRO OHM METER	1460
58	DIGITAL MICRO OHM METER MEASURING RANGE: 200 $\mu\Omega$ TO 20K Ω	3250
59	PMI Machine OLYMPUS make	3370
60	Mobile Lighting Mast - 9 metres (4X400 W)	870
61	10KVA RESISTANCE BRAZING MACHINE	140
62	RECURRENT SURGE OSCILLOGRAPH (RSO) TEST KIT WITH PORTABLE HANDHELD OSCILLOSCOPE.	460
63	HYDROGEN GAS LEAK DETECTOR	60
64	STATOR WEDGE ANALYZER KIT WITH COMPLETE ACCESSORIES	5020
65	WEDGE DEFLECTION KIT	80
66	TILE PRESSING MACHINE FOR GAS TURBINE	270
67	INDUCTION BRAZING MACHINE	4910
68	MAGNETIC COHESIVE FORCE (MCF) EQUIPMENT	3650
69	ULTRASONIC FLOW METER	180
70	PORTABLE VIBRATION ANALYSER (MODEL 811T)	40
71	CENTRIFUGAL PUMP SET FOR ACID CLEANING (WITH MOTOR AND PANEL) : PRESSURE -14KG/SQ CM. ; FLOW 60 M3/HR	470
72	CENTRIFUGAL PUMP SET FOR ACID CLEANING (WITH MOTOR AND PANEL) : PRESSURE -30KG/SQ CM. ; FLOW 15 M3/HR	430
73	HI SPEED MEMORY RECORDER, MAKE -YOKOGAWA, MODEL DL850E-Q-HE/B5/HD1	1820
74	TROLLEY MOUNTED HYDRAULIC JACK (100 MT)	1260
75	5KV Insulation Tester	450
76	4 Channel Digital Oscilloscope /Fast Recorder	1720
77	4 Channel Oscillographic Recorder	590
78	Sound Level Meter	230
79	Thermal Imaging Camera	780
80	Videoscope (Video Boroscope)	1530
81	DO (Dissolve Oxygen) Meter (0 to 1500 ppb)	1320
82	Conductivity Meter	80
83	Core Flux Test Kit	7340
84	Primary Current Injection Kit (2000A)	870

RATES OF T&P HIRE CHARGES FOR ITEMS OTHER THAN CRANES & TRAILERS ETC. FOR
SUB-CONTRACTORS WORKING FOR BHEL FOR DOING BHEL JOBS

SL NO.	ITEM DESCRIPTION	Revised rates (Rs./Day) valid from 25/09/2023 to 31/8/2025
85	3 Phase Secondary Injection Kit (Relay Test)	3790
86	FRF Filtration Kit	1340
87	FFT Analyser	2310
88	Flue Gas Analyser	1030
89	Oil Test Kit (Mineral Oil)-Transformer	1020
90	Winding Resistance kit (R L C Load)	880
91	SFRA test Kit	1200
92	Tan Delta test Kit	4090
93	PF Meter	330
94	Ultrasonic Flow Meter	840
95	Oil Particle Counter	360
96	Plasma Cutting Machine (With complete accessories)	320
97	JCB make DG Set 80 KVA	690
98	Diesel Generating Set 82.5 KVA	640
99	Portable Jacking Oil Pump	1110
100	Alloy Analyser	1820



**RATES OF T & P HIRE CHARGES FOR ITEMS OTHER THAN CRANES & TRAILLERS
ETC. FOR OUTSIDE AGENCIES**

SL NO.	ITEM DESCRIPTION	Revised rates (Rs./Day) valid from 25/09/2023 to 31/8/2025
I.	LIFTING EQUIPMENTS	
1	Strand Jack System for Boiler Drum Lifting	23370
2	MULTI SHEAVE PULLEY BLOCK 40/50T/60T	350
3	MULTI SHEAVE PULLEY BLOCK 100T	700
4	MULTI SHEAVE PULLEY BLOCK 150T	1410
5	ELCTRIC WINCH 5T	1420
6	ELCTRIC WINCH 10T	2640
7	ELECTRIC WINCH 15 T	2410
8	PASSENGER CUM GOODS HOIST 1T	2540
9	FURNACE MAINTENANCE PLATFORM	5620
10	Gang Operated Hydraulic Jack (Set of 4 Jacks - 175 MT each)	2340
II	WELDING & HEAT TREATMENT EQUIPMENT	
1	125KW, 3KHZ, AIR-COOLED INDUCTION HEATING EQUIPMENT	18290
2	75KW, 10 KHZ, COMPACT INDUCTION HEATING EQUIPMENT	9140
3	WELDING GENERATOR 320/300 A	330
4	WELDING RECTIFIER 400A/300A	330
5	WELDING RECTIFIER 600A	440
6	DIESEL WELDING GENERATOR 400A/300A	440
7	TRANSFORMER,600A	330
8	TRANSFORMER 300/400A	220
III	SERVICE PLANTS & ALLIED EQUIPT.	
1	500KVA DIESEL GENERATOR	4250
2	TRANSFORMER OIL FILTERATION EQUIPMENT 6000LPH CAPACITY WITHOUT STORAGE TANK	7110
3	-DO- , WITH STORAGE TANK	8130
4	OIL FILTERATION M/C, 250/500 LPH (OTHER THAN SILICON OIL)	1010
5	OIL FILTERATION M/C, 250GPH/1000LPH (OTHER THAN SILICON OIL)	1520
6	OIL FILTERATION M/C, 500GPH/2500LPH (OTHER THAN SILICON OIL)	2030
7	OIL FILTERATION M/C, 1000GPH/5000LPH (OTHER THAN SILICON OIL)	4060
8	Portable Lube Oil Purification Unit (Centrifuge M/c) Capacity: 750 LPH	1420
9	Low Vacuum de-hydration unit	710
10	DIESEL GENERATING SET,250 KVA	1980
11	DIESEL GENERATING SET,25 KVA	560
12	VACUUM PUMP(ABSOLUTE V.C.)	600
13	ACID CIRCULATING PUMP WITH MOTOR 120M HEAD, 150T/HR	1210
14	ACID TRANSFER PUMP 20/50 T/HR	600
15	DEWATERING PUMP (Kirloskar make,11KW/15HP)	90
16	HP Air compressor (32 Kg/Sq. Cm, 150 CFM)	4730
17	AIR COMPRESSORS 250/300/330/360/350 CFM	3040
18	AIR COMPRESSORS 140/150/190/210 CFM	1010
19	ACID CIRCULATING PUMP WITH MOTOR & STARTER, 200T/HR, 150M, 220 HP	2030
20	Industrial Blower 2000CFM	1420
21	Air Leak Test Blower (Flow: 40000 m ³ /Hr)	1290
22	Air Blower (Flow: 20000 m ³ /Hr)	1050



**RATES OF T & P HIRE CHARGES FOR ITEMS OTHER THAN CRANES & TRAILLERS
ETC. FOR OUTSIDE AGENCIES**

SL NO.	ITEM DESCRIPTION	Revised rates (Rs./Day) valid from 25/09/2023 to 31/8/2025
IV	METAL FORMING /CUTTING EQUIPMENT	
1	TUBE EXPANDING M/C PNEUMATIC 60-100 MM	710
2	ELECTRO HYDRAULIC PIPE BENDING M/C 4"	1820
3	BOLTING MACHINE (ALCOA/AVLOCK/ HUCK)	2010
4	-do- Gun with nose Assembly only	600
V	TESTING/INSPECTION EQUIPMENT	
1	DATA LOGGER for PG TESTING	41230
2	MOTORISED HYDRAULIC TEST PUMP 250kg/cmsq	890
3	MOTORISED HYDRAULIC TEST PUMP 400-450kg/cmsq	1210
4	MOTORISED HYDRAULIC TEST PUMP 600 KG/CMSQ	1420
5	HYDRAULIC TEST PUMP 800 KG/CMSQ	1490
6	HYDRAULIC TEST PUMP 1000 KG/CMSQ	2490
7	BOLT STRETCHING DEVICE	1010
8	BOROSCOPE/FIBROSCOPE FLEXIBLE TYPE (FLEXUX) IMPORTED	4060
9	ULTRASONIC FLAW DETECTOR	3040
10	MPI TEST KIT	400
11	GAS LEAK DETECTOR	300
12	VIBRATION/SOUND LEVEL METER IRD-306	400
13	VIBRATION/SOUND LEVEL METER IRD-308	400
14	VIBRATION ANALYSER/DYNAMIC BALANCING M/C IRD 350	1620
15	VIBRATION ANALYSER/DYNAMIC BALANCING M/C IRD 360	2840
16	SHOCK PULSE METER	710
17	HV.DC TEST KIT UPTO 50 KV	600
18	HV.DC TEST KIT ABOVE 50 KV	1110
19	HV.AC TEST KIT UPTO 50KV	910
20	HV.AC TEST KIT ABOVE 50KV	3250
21	MOTORISED MEGGER 2.5KV	440
22	MOTORISED MEGGAR 5KV	500
23	OSCILLOSCOPE-DUAL BEAM INDIGENOUS	500
24	OSCILLOSCOPE-DUAL BEAM IMPORTED	1210
25	WAVEFORM ANALYSER	1010
26	OSCILLOGRAPH/UV RECORDER 24 CHANNEL	1820
27	OSCILLOGRAPH/UV RECORDER 12 CHANNEL	1210
28	OSCILLOGRAPH/UV RECORDER 6 CHANNEL	1010
29	DIGITAL LOW RESISTANCE METER	710
30	DC POTENTIOMETER	200
31	PRECISION DEAD WEIGHT TESTER	1110
32	OPTICAL ALIGNMENT KIT	1520
33	BOROSCOPE/FIBROSCOPE(NON FLEXIBLE)	1340
34	VERNIER THEODOLITE,PRECISION	1340
35	VERNIER THEODOLITE,ORDINARY	220
36	ENGINEERS PRECISION LEVEL/DUMPY LEVEL	130
37	ISKAMATIC 'A'	3570
38	CALIBRATOR '03'	1110
39	48 POLE EXTENDER CARD	220
40	MULTIJET NPM	440
41	OSCILLOMETER	11380
42	VOC EQUIPMENT	1560
43	BINARY SIGNAL GENERATOR	320
44	ELECTRIC COUNTER	770

**RATES OF T & P HIRE CHARGES FOR ITEMS OTHER THAN CRANES & TRAILLERS
ETC. FOR OUTSIDE AGENCIES**

SL NO.	ITEM DESCRIPTION	Revised rates (Rs./Day) valid from 25/09/2023 to 31/8/2025
45	FREQUENCY GENERATOR	1110
46	DBF 3 VIBRATION RECORDER/ANALYSER	3650
47	L&T GOULD OSCILLOGRAPH 2-CHANNEL	540
48	L&T GOULD OSCILLOGRAPH 6-CHANNEL	1320
49	VIBROPORT 41/FFT ANALYSER	6090
50	ELCID kit	11170
51	UNIVERSAL CALIBRATION SYSTEM	3040
52	NATURAL FREQUENCY TESTER	3250
53	DIGITAL HARDNESS TESTER	400
54	ADRE 208 VIBRATION ANALYSER	8130
55	PCB DIAGNOSTIC REPAIR KIT	2230
56	SECONDARY INJECTION RELAY TEST KIT	5890
57	MICRO OHM METER	1620
58	DIGITAL MICRO OHM METER MEASURING RANGE: 200 $\mu\Omega$ TO 20K Ω	3610
59	PMI Machine OLYMPUS make	3740
60	Mobile Lighting Mast - 9 metres (4X400 W)	970
61	10KVA RESISTANCE BRAZING MACHINE	160
62	RECURRENT SURGE OSCILLOGRAPH (RSO) TEST KIT WITH PORTABLE HANDHELD OSCILLOSCOPE.	520
63	HYDROGEN GAS LEAK DETECTOR	60
64	STATOR WEDGE ANALYZER KIT WITH COMPLETE ACCESSORIES	5580
65	WEDGE DEFLECTION KIT	90
66	TILE PRESSING MACHINE FOR GAS TURBINE	300
67	INDUCTION BRAZING MACHINE	5460
68	MAGNETIC COHESIVE FORCE (MCF) EQUIPMENT	4060
69	ULTRASONIC FLOW METER	200
70	PORTABLE VIBRATION ANALYSER (MODEL 811T)	50
71	CENTRIFUGAL PUMP SET FOR ACID CLEANING (WITH MOTOR AND PANEL) : PRESSURE -14KG/SQ CM. ; FLOW 60 M3/HR	520
72	CENTRIFUGAL PUMP SET FOR ACID CLEANING (WITH MOTOR AND PANEL) : PRESSURE -30KG/SQ CM. ; FLOW 15 M3/HR	480
73	HI SPEED MEMORY RECORDER, MAKE -YOKOGAWA, MODEL DL850E-Q-HE/B5/HD1	2020
74	TROLLEY MOUNTED HYDRAULIC JACK (100 MT)	1400
75	5KV Insulation Tester	500
76	4 Channel Digital Oscilloscope /Fast Recorder	1910
77	4 Channel Oscillographic Recorder	650
78	Sound Level Meter	260
79	Thermal Imaging Camera	870
80	Videoscope (Video Boroscope)	1700
81	DO (Dissolve Oxygen) Meter (0 to 1500 ppb)	1470
82	Conductivity Meter	90
83	Core Flux Test Kit	8160
84	Primary Current Injection Kit (2000A)	970
85	3 Phase Secondary Injection Kit (Relay Test)	4210
86	FRF Filtration Kit	1490
87	FFT Analyser	2570
88	Flue Gas Analyser	1150
89	Oil Test Kit (Mineral Oil)-Transformer	1130
90	Winding Resistance kit (R L C Load)	980



**RATES OF T & P HIRE CHARGES FOR ITEMS OTHER THAN CRANES & TRAILLERS
ETC. FOR OUTSIDE AGENCIES**

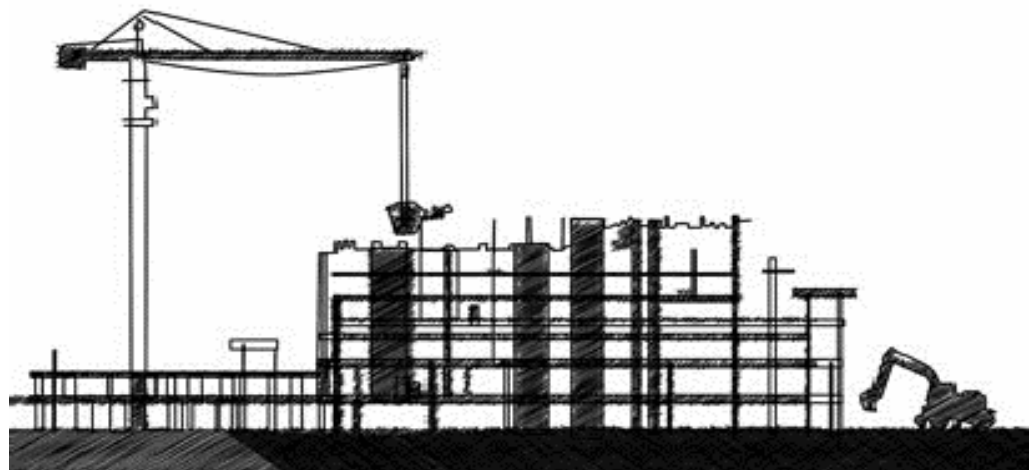
SL NO.	ITEM DESCRIPTION	Revised rates (Rs./Day) valid from 25/09/2023 to 31/8/2025
91	SFRA test Kit	1330
92	Tan Delta test Kit	4550
93	PF Meter	370
94	Ultrasonic Flow Meter	930
95	Oil Particle Counter	400
96	Plasma Cutting Machine (With complete accessories)	350
97	JCB make DG Set 80 KVA	770
98	Diesel Generating Set 82.5 KVA	710
99	Portable Jacking Oil Pump	1230
100	Alloy Analyser	2030





HSEP14

Health, Safety & Environment Plan for Site Operations by Subcontractors



INDEX OF CONTENTS

SN	Description	Page No.
SECTION A: CRITICAL RESOURCES FOR HSE IMPLEMENTATION		
1	SHARING OF OPERATING COSTS OF FACILITIES	5
2	RESOURCES TO BE SOLELY PROVIDED BY CONCERNED SUBCONTRACTOR	5
3	ESTABLISHMENT OF COMMON FACILITIES	5
4	CRITICAL REQUIREMENTS W.R.T. EQUIPMENT & PPES	6
5	HSE PERSONNEL TO BE SOLELY PROVIDED BY THE SUBCONTRACTOR	8
6	COMPETENCY OF OPERATORS/ DRIVERS OF CRANE, WINCH, LIFTING/ CONSTRUCTION EQUIPMENT ETC.	11
7	STRINGENT REQUIREMENT OF BHEL'S CUSTOMER	11
8	REFERENCES	11
9	BHEL POWER SECTOR HSE MANAGEMENT SYSTEM	12
10	CLEARANCE OF MONTHLY RUNNING BILLS SUBJECT TO SAFETY COMPLIANCE	13
11	HSE PERFORMANCE EVALUATION	13
12	HSE PENALTIES	13
13	PUNITIVE ACTIONS ON WORKERS FOR CRITICAL SAFETY VIOLATIONS	16
14	LEGAL IMPLICATIONS	17
15	HSE REVIEW MEETING	17
16	OTHER REQUIREMENTS	18
17	MEMORANDUM OF UNDERSTANDING	19
SECTION B: OPERATIONAL REQUIREMENTS		
1	PURPOSE	22
2	SCOPE	22
3	OBJECTIVES AND TARGETS	22
4	BHEL HEALTH, SAFETY & ENVIRONMENT POLICY	23
5	ILLUSTRATIVE HSE RESPONSIBILITIES OF VARIOUS SUBCONTRACTOR OFFICIALS	24
6	HSE PLANNING BY SUBCONTRACTOR	27
7	MOBILIZATION OF MACHINERY/EQUIPMENT/TOOLS BY SUBCONTRACTOR	28
8	MOBILIZATION OF MANPOWER BY SUBCONTRACTOR	28
9	PROVISION OF PERSONAL PROTECTIVE EQUIPMENT (PPES)	29
10	ARRANGEMENT OF INFRASTRUCTURE	31
11	HSE TRAINING & AWARENESS	35
12	HSE COMMUNICATION AND PARTICIPATION	39
13	SAFETY DURING WORK EXECUTION	40

14	ENVIRONMENTAL CONTROL & SOCIAL RESPONSIBILITY	43
15	HOUSEKEEPING	44
16	WASTE MANAGEMENT	44
17	TRAFFIC MANAGEMENT SYSTEM	45
18	EMERGENCY PREPAREDNESS AND RESPONSE	48
19	HSE INSPECTION	49
20	TERMS AND DEFINITIONS	52
ANNEXURES		
A	ANNEXURE A: Specification of Ambulance	
A.1	ANNEXURE A.1: Typical calculation for sharing of operational cost of common facilities	
B	ANNEXURE B: Specifications of HSE Displays	
C	ANNEXURE C: HSE Tools, Equipment and Devices to be Provided by the Subcontractor	
D	ANNEXURE D: Specifications of Rest Sheds	
E	ANNEXURE E: Minimum Requirements of Labor Accommodation/ Colony	
F	ANNEXURE F: Specifications & Availability for Toilets at Site	
G	ANNEXURE G: Specifications for Numbers and Types of Fire Extinguishers	
H	ANNEXURE H: HSE Compliance Certificate Sample	
I	ANNEXURE I: Detailed Safety Requirements/ Precautions for Various Hazardous Activities/ Conditions	
J	ANNEXURE J: Details & Contents of First-Aid Box	
K	ANNEXURE K: Vertigo Test Procedure	

SECTION A

CRITICAL RESOURCES FOR HSE IMPLEMENTATION

1. SHARING OF OPERATING COSTS OF FACILITIES

TABLE A.1

SN	FACILITY
1	Ambulance with 24 hr. First Aid Trained Driver (Specs in Annexure A)
2	Operation of Medical center, Nurses, Medical Consumables etc. (Specs in Annexure A)
3	Training Center Consumables
4	Water sprinkling for dust suppression
	(Others:)

Note:

- i. Responsibility of operation of above facilities shall rest with BHEL
- ii. Operating cost of the above shall be deducted from subcontractors on 'proportional to contract' value basis. Sample deduction table enclosed as Annexure A.1
- iii. "Contract value" defined above & subsequently in the document shall be considered as "Awarded contract value".
- iv. No overhead cost/ enabling cost of BHEL shall be levied on the contractors for common facilities.
- v. These running costs shall be recovered from all the available subcontractors at site for the complete operational duration of the site
- vi. No overheads shall be charged on shared operating costs

2. RESOURCES TO BE PROVIDED SOLELY BY THE SUBCONTRACTOR

TABLE A.2

SN	ITEM	SPECIFICATIONS
1.	HSE DISPLAYS, Posters and signage	Annexure B
2.	HSE Tools/ Equipment/ Devices	Annexure C
3.	Rest Sheds for Workers	Annexure D
4.	Labor Colony	Annexure E
5.	Toilets (Latrines & Urinals) - in Site and Labor Colony	Annexure F
6.	Fire Extinguishers	Annexure G

Note:

In case subcontractor fails to provide the required resources, same will be procured and deployed by BHEL with applicable overhead on total procurement cost

3. ESTABLISHMENT OF COMMON FACILITIES

In green field projects BHEL shall arrange and provide the following facilities which shall be used by all subcontractors for their employees and workers. These shall be

- i. Medical Centre
- ii. Safety park with facilities of audio-visual training & vertigo test center.
- iii. No cost shall be deducted from the subcontractors for the structure part only.
- iv. The running cost with basic inputs already mentioned at Point 1 above shall be shared by all contractors.
- v. The sub-contractors shall be required to ensure participation in trainings, medical checkup and vertigo test as per the guidelines laid in this document and required as per statutory HSE requirements.

- vi. However, in projects where in these facilities are not provided by BHEL, subcontractors shall ensure the training, medical/ vertigo test of all workers at site in consultation and guidance of BHEL HSE team at site in line with provisions of this document.
- vii. The overall onus of compliance to HSE practices pertaining to training, medical checkup including vertigo test shall lie on the subcontractor only.

4. CRITICAL REQUIREMENTS W.R.T. EQUIPMENT & PPES

- i. Conventional Hydra crane with carriage in front shall not be permitted. Pick & carry tyre mounted Front Cabin mobile crane (FX or TRX/ NextGen series of 'ESCORT" or equivalent make) shall only be permitted.
- ii. Any Heavy equipment (cranes, winch machines, etc.) shall be deployed only after pre-safety Inspection by safety dept. Valid AMCs/ Fitness/ other statutory clearances as per local rules shall be required to be submitted before mobilizing the equipment at site.
- iii. All other Hand tools and power tools should not be older than 5 years.
- iv. For Chimney passenger lift, winch to have double drum rope for passenger and double safety devices must be used. Winch should not more than 3 years old and winch rope must be inspected with valid certificate from competent authority within 6 months and should meet the IS standard 9507 provision of OLR and push back button arrangement or dead man switch.
- v. Gate pass for all the lifting T&Ps and construction machinery/ equipment shall be made after obtaining written acceptance (Pre-entry Safety Clearance) from BHEL Site Safety Department after physical verification and checking all requisite documents/ compliance to Safety norms
- vi. All motor vehicles should have valid registration certificate, insurance, Pollution under control (PUC) and fitness certificate as per Motor Vehicle Act 2020. The certificates should be pasted in the glass from inside.
- vii. PPEs shall be from reputed manufactures viz. 3M, Udyogi, Karam, Frontier, Freedom, Honeywell, Liberty, Bata, Nomex, Acme, Unicare, Life Gear or equivalent. In case Subcontractor recommends any other name the same can be approved at site level by the Construction manager & Site HSE
- viii. For height work, where fall could result in death or disability, a secondary means of fall protection (Safety Net, Retractable Fall Arrestor etc.) shall be mandatorily provided by the subcontractor, failing which, a penalty of INR 10000 per case will be imposed. In addition, there should be constant supervision for such critical height work. Any non-erection activities at height eg. Housekeeping etc. shall also fall under the category of height work
- ix. **Scaffold Tagging**

Scaffolds being erected, modified or dismantled must be tagged as suitable for use. Tagging shall be done with standard tag holder. Scaffolding tag should be certified by scaffolding inspector having valid certificate.

- **GREEN** scaffold tag- shall be fixed when scaffold is complete and safe for use, signed and dated by the scaffolding competent person daily.
- **RED** scaffold tag – to be fixed if scaffold is in some way defective and cannot be used or is still under erection.
- **YELLOW** scaffold tag – to be fixed if scaffold is in under construction/ maintenance.



FIG. A.4.1 SAMPLE SCAFFOLD TAGS AND TAG HOLDER

x. **T&P Color Coding:**

- a. Inspections and tests shall be documented by means of color coding which shall verify that inspections or testing are current and that all receptacles, portable Power tools, Lifting Tools & Tackles have been inspected and tested as required. The color codes used on the project shall be:

GREEN	BLUE	YELLOW	PURPLE
January	April	July	October
February	May	August	November
March	June	September	December

TABLE. A.4.2: T&P COLOR CODES

- b. The cycle of colors shall be Quarterly as a minimum or as decided by BHEL. The color code tape / Sticker shall be clearly visible to designate the period for which the inspections and tests were conducted.
- c. Following the initial inspection, the equipment must be color-coded quarterly as per color-coding instructions that will be issued by the subcontractor.
- d. Fire extinguisher with the current month color-coding inspection sticker must be provided and secured in the platform.
- e. All slings shall be regularly inspected in accordance with the requirement of the project for frequent and periodic inspections and discard immediately if they fail to meet the minimum requirements of the project.
- f. The Subcontractor’s HSE Officer shall ensure that all PPE is inspected prior to its issue. He is to ensure all subcontractor personnel are using safe and proper PPE equipment. Regular

- inspections on the PPE shall be carried out and personnel not adhering to those inspections shall be removed immediately from the site.
- g. A Ten (10) day interval period shall be given into each monthly color code change. During this Ten (10) day period either color shall be acceptable.
- xi. **T&P Tagging:**
All deployed Wire Rope Slings, Chain Pulley Blocks, Hooks, slings etc. shall be Tagged using aluminum or any other metal tag with punching.

5. HSE PERSONNEL TO BE PROVIDED SOLELY BY THE SUBCONTRACTOR

5.1. NUMBERS OF HSE PERSONNEL (APPLICABLE FOR EACH WORK SHIFT)

Number of HSE Officers and Supervisors shall be in proportion to number of workers as per Table A.6 below

TABLE A.5

No. of Workers	No. of HSE Supervisors	No. of HSE Officers
Up to 100	1	1
101 to 250	2	1
251 to 500	4	1
501 to 1000	6	2
1000 to 2000	6+ One additional supervisor up to every additional 250 workers	3
2000-3000	10+ One additional supervisor up to every additional 250 workers	4
3000-4000	14+ One additional supervisor up to every additional 250 workers	5

5.1.1. DEPLOYMENT PLAN

- i. Above requirement is for every shift for each unit.
- ii. The dynamic deployment plan of Safety manpower at various locations containing names, areas, time periods, shifts etc. shall be submitted to BHEL for approval by subcontractor
- iii. BHEL may modify the deployment plan based on nature and volume of jobs, Risks and hazards associated etc.
- iv. For less than 20 workers HSE Officer is not mandatory. In case the number of workers exceed 20 for 3 consecutive months, HSE Officer is to be engaged. The HSE Officer shall be deployed for a minimum period of 6 months even if the number of workers fall below 20 in any month subsequent to deployment. If within that 6-month period, the number of workers is more than 20 for at least 3 months, the deployment duration of HSE Officer will extend further 6 months after completion of previous 6-month period.
- v. For Site Material Management/ Handling (Loading/ Unloading) contracts, 1 no. HSE Officer shall be required irrespective of the total manpower deployed.
- vi. HSE Officers/Supervisors of all the vendors may be required to report directly to BHEL HSE Officer at site & shall comprise as a total team for handling all HSE issues. However, each safety officer/ agency shall be individually responsible for the safe execution of work in their respective areas.

5.2. QUALIFICATION & EXPERIENCE REQUIREMENTS OF HSE PERSONNEL

5.2.1. HSE OFFICER

First HSE Officer to be mandatorily as per Option I as under and shall be designated Senior HSE Officer. In case of non-availability of HSE Officers with Option I configuration, the subsequent HSE Officers can be as per Option II below with recorded reasons and approval of Site Construction Manager of BHEL. All these deviations should be reported to Region HSE and PSHQ HSE.

A. Option I

- i. possesses a recognized degree in any branch of engineering or technology or architecture and had a practical experience of working in a building or other construction work in a supervisory capacity for a period of not less than two years or possesses a recognized diploma in any branch of engineering or technology and has had practical experience of building or other construction work in a supervisory capacity for a period of not less than five years;
- ii. possesses a recognized degree or diploma in industrial safety with at least one paper in construction safety (as an elective subject/ part thereof);
- iii. has adequate knowledge of the language spoken by majority of building workers from the construction site in which he is to be appointed.

B. Option II:

Graduation Degree in Science with Physics & Chemistry and degree or diploma in Industrial Safety (All Degrees/ Diploma from any Indian institutes recognized by AICTE or State Council of Technical Education of any Indian State) with practical experience of working in a building, plant or other construction works (as HSE Officer, in line with Indian Factories Act, 1958 or BOCW Act, 1996) for a period of not less than five years

Note:

- i. HSE Officer as per Option II shall be valid only on availability of Senior HSE Officer as per Option I at site.
- ii. In case of resignation of the Senior HSE Officer, the same has to be replaced within 15 days else all subsequent HSE Officers as per Option II (in case of multiple HSE Officers with a single agency) shall not be considered as valid.
- iii. The penalty shall be deducted considering non-availability of any HSE Officer at site.

5.2.2. HSE SUPERVISOR: EITHER OF X OR Y BELOW

X. Recognized Degree in any branch of Engineering OR Diploma in any branch of engineering with at least one-year construction experience

OR

Y. A recognized graduation Degree in Science (with Physics & Chemistry) or a recognized diploma in Engg. or Tech.

Additional requirements for option (Y) above

Bharat Heavy Electricals Limited, Power Sector

Regd. Office: BHEL House, Siri Fort, New Delhi-110049

- i. Trained in fire-fighting as well as in safety / occupational health related subjects, with:
- ii. Minimum Two years of practical experience in construction work environment or in the field of safety and

Note:

- i. Option a above is by default, b is under special approval from Site HSE & Construction manager
- ii. In both cases the candidate should possess requisite skills to deal with construction & fire safety related day-to-day issues.

5.3. HSE IN-CHARGE

In case there is more than one HSE Officer with any subcontractor, one of them, who is senior most by experience & meets qualification as per option 1 as mentioned in clause 2.1 A above (in HSE discipline), may be designated as HSE In-charge who will be the nodal point of contact on HSE matters.

5.4. SUPPORTING STAFF TO HSE TEAM

- i. Supporting Staff shall include scaffolders, scaffolding inspectors, riggers, skilled and unskilled manpower
- ii. Subcontractor shall provide adequate number of workers as and when required, in order to attend and comply to Safety observations raised by BHEL/ Customer.

5.5. AVAILABILITY AND PENALTY FOR NON-DEPLOYMENT

- i. The subcontractor shall submit the certificates of qualification & experience of HSE manpower before deployment for BHEL to assess suitability as per requirement detailed in this document
- ii. In case of rejection, subcontractor shall arrange additional candidates and submit resume to BHEL. Penalties will be applicable during the period of non-deployment in such cases as well.
- iii. Subcontractor shall ensure physical availability of safety personnel at the place of specific work locations.
- iv. The Subcontractor shall deploy the HSE Officers as per the site's requirement. Non-deployment shall lead to stoppage of the work and final decision shall rest with Site HSE & Construction manager.
- v. The Subcontractor shall prepare an organization chart identifying the areas of operations, responsibilities and reporting structure of all safety personnel for each shift and submit the same to BHEL.
- vi. The subcontractor shall deploy sufficient HSE Officers, supervisors, as per numbers & qualifications mandated in this Section since mobilization of first batch of manpower and add more in proportion to the added strength in work force. Any delay in deployment will attract a penalty at following rates:

Non-deployment of HSE Officer –	Rs. 75,000 per man-month
Non-deployment of HSE Supervisor –	Rs. 50,000 per man-month

- vii. Penalty shall be collected for the period of non-availability of safety personnel after allowing a grace period of 15 days for finding a replacement. The same shall be deducted on pro-rata basis till the required manpower is deployed.
- viii. In case of abnormal delay & frequent rejections of candidates proposed by the subcontractor, BHEL shall exercise the right to deploy the safety manpower & deduct the amount from subcontractor's running bill with applicable overheads. In such cases also, the provision of logistics, transportation, food and other logistical support to the HSE personnel shall be in the scope of subcontractor in addition to the salary. After deployment of manpower by BHEL, the penalty for non-deployment specified above shall not be applicable.

6. COMPETENCY OF OPERATORS/ DRIVERS OF CRANE, WINCH, LIFTING/ CONSTRUCTION EQUIPMENT ETC.

- i. The Operators/ Drivers of crane, winch, construction/ lifting equipment etc. shall be experienced and have valid driving license for the class of vehicle / machinery as applicable (like Crane/ Forklift/ Rig, Construction equipment driving license etc.).
- ii. Minimum HMV driving license is required for all heavy equipment/ heavy vehicle (trailer/ Hyva /dumper /TM) operators at site.
- iii. The subcontractor shall certify competence of these persons in writing as and when they are posted at site.
- iv. Crane, Winch, Construction & lifting equipment operator should have certificate on subject course or experience certificate in employer letterhead.
- v. Where state is providing license for operating crane, tractor and other construction vehicles, same to be ensured.

Note: In case the statutory requirements i.e. State or Central Acts and / or Rules as applicable like the Building and Other Construction Workers' Regulation of Employment and Conditions of Service- Act,1996 or State Rules (wherever notified), the Factories Act, 1948 or Rules (wherever notified), etc. are more stringent than above, the same shall be followed.

7. In case of any stringent requirement of BHEL's customer over and above the specifications mentioned in current document, the same shall also be required to be complied at site by subcontractor.

8. REFERENCES

The Safety Rules for Construction & Erection as outlined hereunder, while setting out a broad parameter of safety norms, are not exhaustive. The subcontractor and his agencies are advised to refer to the following statutory provisions as amended from time to time for details and strict compliance therewith.

8.1. FOR GREENFIELD PROJECTS

- a) Building and Other Construction Workers (regulation of employment and conditions of service) Act, 1996 (briefly referred to as BOCW Act),
- b) Building and other construction workers (regulation of employment and conditions of service) Central Rules, 1998 (briefly referred to as BOCW Rules) as adopted by the various State Governments,

8.2. FOR EXPANSION, MODIFICATION, ALTERATION AND, OR CONSTRUCTION ACTIVITY WITHIN AN EXISTING PLANT OPERATING AS PER APPROVED SITE PLAN UNDER THE FACTORIES ACT

- a) Factories Act, 1948,
- b) Factories Rules, as adopted by the various State Governments
- c) BOCW Act
- d) BOCW Rules
- e) In case a new act/ statutory guideline/ modification/ consolidation of acts is implemented the same shall be required to be adhered by the subcontractor.
- f) The latest amendment of the above-mentioned acts/ rules shall be followed at site.

9. BHEL POWER SECTOR HSE MANAGEMENT SYSTEM

The Systems and procedures of BHEL Power Sector HSE Management System shall be implemented by the subcontractor, including:

- HSE PROCEDURE FOR REGISTER OF OHS HAZARDS AND RISKS
- HSE PROCEDURE FOR REGISTER OF ENVIRONMENTAL ASPECTS AND IMPACTS
- HSE PROCEDURE FOR REGISTER OF REGULATIONS
- HSE PROCEDURE FOR TRAINING AND AWARENESS
- HSE PROCEDURE FOR EMERGENCY PREPAREDNESS AND RESPONSE PLAN
- HSE PROCEDURE FOR PERMIT TO WORK
- HSE INSPECTION AND OTHER FORMATS

Note:

- i. BHEL reserves the right to revise/ update these systems and procedure as per requirement to address any changing HSE needs
- ii. BHEL will provide hard / soft copies of applicable HSE Procedures, Work Permits, Operational Control Procedures, Inspection/ Other Formats etc. that are necessary for ensuring safe work to the successful bidder at Site. It is the responsibility of the subcontractor to ensure availability of these documents before commencing work at site.
- iii. The subcontractor can get soft copies of these documents from respective Region SCT/ HSE for reference. The signed hard copies of the same shall not be required to be submitted along with tender document
- iv. Subcontractor shall use the Digital (Web & App-Based) HSE management Software Systems provided by BHEL whenever provided. In case not provided, hard copy systems will continue to be used. All information technology resources (Computers, mobile phones, mobile data, internet access etc.) for the use of such systems shall be ensured by the subcontractor.

10. CLEARANCE OF MONTHLY RUNNING BILLS SUBJECT TO SAFETY COMPLIANCE

- i. The monthly running Bills of the subcontractor shall be released subject to compliance to HSE requirements as per checklist in Annexure H
- ii. BHEL site HSE Head and Package In-charge shall be authorized to issue the clearance
- iii. Site Construction Manager of BHEL shall be the final authority on the matter.

11. HSE PERFORMANCE EVALUATION

- i. Subcontractor shall be assessed on monthly basis for HSE Compliance by BHEL Safety In-charge at site.
- ii. The HSE evaluation shall be based on HSE Performance Evaluation System of BHEL covering the contractual, statutory and regulatory requirements of HSE.
- iii. BHEL shall reserve the right to use these performance scores for evaluating bidder's capacity for future tenders
- iv. If safety record of the subcontractor in execution of the awarded job is to the satisfaction of safety department of BHEL, issue of an appropriate certificate to recognize the safety performance of the subcontractor may be considered by BHEL after completion of the job, provided the execution performance is satisfactory.

12. HSE PENALTIES

- i. Nonconformity of safety rules and safety appliances will be viewed seriously and BHEL has right to impose fines on the subcontractor for every instance of violation noticed.
- ii. As per contractual provision HSE penalties shall be imposed on subcontractors for non-compliance on HSE requirement as per following format.
- iii. Following are the applicable penalties for various Safety violations:

Sub: MEMO for Penalty for non-compliances in Safety

Following lapse (tick marked) was observed and penalty (in Rs.) is imposed as stated at the bottom of this memo. It is requested that such occurrences be please avoided in future.

S. No	Nature of Non - Compliance	Penalty (in INR)	Remarks
A. System Violations			
1	Working without valid Work Permit/ HIRA/ Method Statement / JSA	2000	Per case
2	Controls as per Work Permit/ HIRA/MS/JSA not ensured	2000	Per case
3	Reported Safety Violations Not Closed within Stipulated Time	1000-10000	Per case
4	Absence of required Subcontractor Officials (Site Head, HS Head) in Safety Reviews/Meetings	5000	Per case
5	Not providing required PPEs (Safety Harness, Lifeline, Safety Net, Fall arrestor, Safety Helmet, Gloves, Shoes etc.) for the work by subcontractor	2000	Per case
B. Competency/ Training/ Induction Violations			

1	Incompetent personnel deployed for specialized jobs like height work, hot work, rigging, vehicle operation etc. (without valid license/ certificate etc.)	3000	Per case
2	Work without induction training & medical check	2000	Per case
3	Height Work without Vertigo Test and height work training	2000	Per case
C. PPE Violations – Height Work			
1	Not wearing/ hooking Double Lanyard Safety Harness while working at height (> 1.2 meters) or not anchoring to lifeline	1000	Per case
2	Not Providing Lifeline for height work	3000	
3	Unsafe platforms – without Top, Mid Rails and Toe-Guards for Height Work	3000	
4	Not providing secondary means of fall protection for height work (Safety Nets, Retractable Fall Arrestors etc.)	3000	Per case
D. PPE Violations – General			
1	Not wearing safety helmet	1000	Per case
2	Wearing of helmets without chin straps	1000	Per case
3	Not Wearing safety shoes	500	Per case
4	Not wearing gloves	500	Per case
6	Not using grinding goggles/ face shield during grinding/ cutting	2000	Per case
E. Electrical Safety Violations			
1	Broken/ exposed wires/ cables	2000	Per case per day
2	Electrical plug not used for connection/ hand machines	1000	Per case per day
3	Not using proper ELCBs for electrical equipment	2000	Per case per day
4	Improper earthing of welding & Other electrical machines (Lack of double earthing, improper/ untested earth pit etc.)	2000	Per case per day
5	Not using 24 V supply for lighting in confined spaces	2000	Per case
6	Cables haphazard/ blocking way/ not organized properly	1000	Per case per day
F. Lifting & Rigging Violations			
1	Using Sling/ Chain Pulley Block and other Small T&Ps without proper, traceable Tag and Test Certificate	2000	Per T&P per day
2	Using damaged slings or not slinging properly	2000	Per T&P per day
3	Use of lifting equipment without having valid Test certificate	5000	Per equipment per seven days
4	Lifting hooks used without latches	2000	Per hook per day
5	Not effectively barricading area below lifting activity	5000	Per case
6	Using untrained/ unqualified rigger	5000	Per case
G. Housekeeping			
1	Non-removal of scrap from platforms	5000	Per Event Per location per 7 days
2	Not conducting scheduled housekeeping drives	5000	Per drive
H. Hot Work Safety Violations			
1	Gas cutting without flash back arrestor at both ends	5000	Per machine per incidence
2	Gas cutting at height without fire blanket	2000	Per event

3	Not keeping gas cylinders vertically	2000	Per event
4	Lifting cylinders without cage or rolling of cylinders	2000	Per incidence
5	Leakage in gas cylinder	2000	Per incidence
I. Vehicle Safety/ Operation			
1	Not having valid driving license for the type of vehicle/ T&P	2000	Per driver per incidence
2	Two-wheeler entry in construction area	2000	Per vehicle
3	Using Hydra for material movement at site in unsafe manner	2000	Per case
4	Using Two Hydra in Tandem for material movement without proper precautions as per OCP	2000	Per case
5	Vehicles, Hydras, Cranes, Dumpers and Earth Movers not having automatic back horns linked to gear	2000	Per Equipment per day
6	Not providing proper hard barricades around excavations/ unpermitted areas	5000	Per location per day
7	Not using guide rope while transporting material using Hydra or Cranes	2000	Per event
8	Over speeding	5000	Per case
9	Using Conventional Hydra crane	50000	Per day /crane
J. Accidents/ Incidents/ Near Misses			
1	Non-reporting of Near Miss/ Incident	20000	Per case
2	Major Accident – Worker unable to resume work within 48 hrs	100000	Per incident
3	Fatal Accident	500000	Per incident
K. Miscellaneous			
1.	Not providing the facility (drinking water, rest shed, labor colony etc. as per the specifications/ requirement)	5000	Per month per violation
2.	Not nominating the required number of workers for training as per plan	5000	Per incidence
3.	Lack of proper arrangement for disposal of sewage/ waste water/ effluents etc.	10000	Per incidence

Details (if any) related to non- compliance (Name of persons, Nature of deficiency, etc.):

Penalty Amount:

1. Rate as per above chart
2. No. of Persons/ machine/ event/ labor
3. No. of times the same error is repeated: Repetition factor
4. Total Penalty= 1. X 2. X 3. =

Witnessed by:

(Sub- Subcontractor representative)
representative)

(BHEL

Signature

Name

Distribution: 1 Copy: to Sub- subcontractor Site In-charge,
1 Copy to Site Construction Manager (BHEL)
1 Copy to Site Finance

Note:

- i. In case the amount of penalty imposed by BHEL's Client on BHEL for Safety violation/ incident due to or in the area of the subcontractor is more than those indicated above, same shall be imposed back-to-back on the subcontractor. However, in case such an amount is less than the specified above, penalty amount indicated above shall be imposed on the subcontractor.
- ii. For same violation only one penalty (higher of the two mentioned below) shall be applicable
 - a. Penalty imposed by BHEL's Customer over BHEL.
 - b. Penalty as indicated in current document.
- iii. For repeated violation for the same equipment/ location, the penalty would be double of the previous penalty. Date of "Repeated violation" will be counted from subsequent days.
- iv. For repeated fatal incident in the same Unit incremental penalty shall be imposed: The subcontractor will pay 2 times the previously paid penalty in case there is repeated major/ fatal incident under the same subcontractor for the same package in the same unit.
- v. Any other non-conformity noticed not listed above will also be fined as deemed fit by BHEL. The decision of BHEL engineer is final on the above.
- vi. If principal customer/statutory and regulatory bodies impose some penalty on HSE due to the non-compliance of the subcontractor the same shall be passed on to them.
- vii. The penalty amount shall be recovered by BHEL Finance department from subcontractors from the RA/Final bill.

13. PUNITIVE ACTIONS FOR "CRITICAL SAFETY VIOLATIONS":**"Critical Safety Violations" include:**

- i. Not wearing required PPEs when provided and not following safe work procedure
- ii. Taking unnecessary risks especially in height work, hot work, radiation work, lifting activity
- iii. Coming to work under influence of sedatives like alcohol, drugs etc.
- iv. Coming to work without ID Card/ Gate Pass (if provided)
- v. Intimidating/ threatening at work
- vi. Using cell phones during height work, hot work, lifting activity, driving.

In case any worker carries out any of the critical safety violations as above, BHEL reserves the right to enforce punitive action in following manner:

First Offence:	1 Punch on Gate Pass/ Induction Card/ ID Card etc. and 1-hour HSE Training. With one day off from duty
Second Offence:	2 Punches and 2-hours HSE Training with one day off from duty

Third Offence:	3 Punches and the worker will be dismissed. Gate pass to be confiscated
-----------------------	---

In case any employee of subcontractor carries out any of the critical safety violations as above, subcontractor Site In-charge shall issue warning letter to concerned employee with copy to BHEL

Note:

- i. For above violations, guilt of the worker/ employee has to be established through appropriate evidences and records maintained.
- ii. If worker/ employee has not been given the required PPEs and safety equipment by the agency and/or not facilitated by the agency to follow safety rules, he/ she will not be considered liable but the agency will be penalized as per penalty provision in this document. In such cases, the subcontractor shall not pass the penalty over to the worker/ employee through wage deduction etc.
- iii. These critical safety violations and their consequences shall be shared with all workers and employees during induction and other training programs/ meetings, toolbox talks etc.
- iv. Gate Pass shall have provision of Tagging as indicated above
- v. The appellate authority (only for final dismissal) in this case shall be the BHEL Site In-charge whose decision shall be final on the matter and binding on all parties.

14. LEGAL IMPLICATIONS

Any legal Costs incurred by BHEL, on account of accidents taking place in the activities of the subcontractor, shall be debited to the subcontractor on actual cost basis.

For any accident occurring at site to any worker/ employee of the subcontractor leading to legal implications to BHEL Employee/ Management shall be safeguarded by BHEL legal department. All legal expenses incurred by BHEL on this account shall be recovered from the subcontractor. The accident also includes fire, loss of property or life at site.

15. HSE REVIEW MEETING

- i. Subcontractor Site In-charge and HSE In-charge shall attend the HSE Review Meeting as and when called by BHEL.

The indicative agenda points are given below:

- a) Implementation of earlier MOM points
- b) Compliance Status of HSE Observations
- c) Incidents & Near Misses, their Root Causes and Actions Taken
- d) HSE performance review
- e) HSE inspection findings
- f) HSE audit and CAPA
- g) HSE training
- h) Health check-up camp
- i) HSE planning for the erection and commissioning and installation activities in the coming month

- j) HSE reward and promotional activities
- ii. MOM on the discussion along with HSE observations will be circulated to the subcontractor for action.
- iii. The subcontractor shall close the observations to the satisfaction of BHEL within stipulated time frame

16. OTHER REQUIREMENTS

- i. If the subcontractor fails to improve the standards of safety in its operation to the satisfaction of BHEL after being given reasonable opportunity to do so and/or if the subcontractor fails to take appropriate safety precautions or to provide necessary safety devices and equipment or to carry out instruction regarding safety issued by BHEL, BHEL shall have the right to take corrective steps and the cost shall be debited to the subcontractor with applicable overheads.
- ii. If the subcontractor succeeds in carrying out its job in time without any fatal or disabling injury incident and without any damage to property BHEL may, at its sole discretion, favorably consider to reward the subcontractor suitably for the performance.
- iii. In case of any damage to property due to lapses by the subcontractor, BHEL shall have the right to recover the cost of such damages from the subcontractor after holding an appropriate enquiry.
- iv. The subcontractor shall take all measures at the sites of the work to protect all persons from incidents and shall be bound to bear the expenses of defense of every suit, action or other proceeding of law that may be brought by any persons for injury sustained or death owing to neglect of the above precautions and to pay any such persons such compensation or which may with the consent of the subcontractor be paid to compromise any claim by any such person, should such claim proceeding be filed against BHEL, the subcontractor hereby agrees to indemnify BHEL against the same.
- v. The subcontractor shall not employ men below the age of 18 years and women on the work of painting with products containing lead in any form. Wherever men above the age of 18 are employed on the work of lead painting, overalls shall be supplied by the subcontractor to the workmen and adequate facilities shall be provided to enable the working painters to wash during the cessation of work.
- vi. The subcontractor shall notify BHEL of his intention to bring to site any equipment or material which may create hazard.
- vii. BHEL shall have the right to prescribe the conditions under which such equipment or materials may be handled and the subcontractor shall adhere to such instructions.
- viii. BHEL may prohibit the use of any construction machinery, which according to the organization is unsafe. No claim for compensation due to such prohibition will be entertained by BHEL.

17. MEMORANDUM OF UNDERSTANDING:

After award of work, subcontractors are required to enter into a memorandum of understanding as given below:

Memorandum of Understanding

BHEL, Power Sector Region is committed to Health, Safety and Environment Policy (HSE Policy).

M/s.....do hereby also commit to comply with the same HSE Policy while executing the Contract Number _____

M/s.....have gone through and understood all the HSE requirements of the contract including HSE manpower, tools & equipment, systems & procedures, and agree to fulfill the same as a minimum. Any additional resources and support required for ensuring fulfillment of HSE Objectives shall be provided by subcontractor at no extra cost.

M/s..... agree that in case they fail to comply to the HSE requirements as stipulated in the contract, BHEL shall have the right to implement the same and the cost shall be recovered from the subcontractor with applicable overheads.

M/s..... shall ensure that safe work practices as per the HSE plan. Spirit and content therein shall be imbibed in all workers and supervisors for compliance.

In addition to this, M/s.....shall comply to all applicable statutory and regulatory requirements which are in force in the place of project and any special requirement specified in the contract document of the principal customer.

M/s.....shall co-operate in HSE audits/inspections conducted by BHEL /customer/ third party and ensure to close any non-conformity observed/reported within prescribed time limit.

M/s..... agree that the subcontractor shall seek HSE clearance as per BHEL format before each RA bill as mentioned in clause no. 9. The penalty amounts for not providing Safety manpower and various Safety violations have also been reviewed and agreed.

M/s..... agree to share the HSE Costs (running costs) of common facilities created by BHEL on proportional to contract value basis as calculated at Site by BHEL.

Signed by authorized representative of M/s -----

Name :

Place & Date:

SECTION B

OPERATIONAL REQUIREMENTS

1. PURPOSE:

- 1.1. The purpose of this HSE Plan is to provide for the systematic identification, evaluation, prevention and control of general workplace hazards, specific job hazards, potential hazards and environmental impacts that may arise from foreseeable conditions during installation and servicing of industrial projects and power plants.
- 1.2. This document shall be followed by BHEL's subcontractors at all installation and servicing sites. In case customer specific documents are to be implemented, this document will be followed in conjunction with customer specific documents in complementary manner.
- 1.3. Although every effort has been made to make the procedures and guidelines in line with statutory requirements, in case of any discrepancy wherein the relevant statutory guidelines supersedes this document, the same shall be followed.
- 1.4. In case there's any specific HSE requirement from BHEL's Client, not explicitly indicated in this document the same shall be required to be fulfilled as per the decision of BHEL Site construction manager.

2. SCOPE:

The document is applicable to BHEL's Subcontractors at all installation / servicing activities of BHEL Power Sector as per the relevant contractual obligations

3. OBJECTIVES AND TARGETS:

- i. To achieve "Zero Incident at Site"
- ii. 100% compliance to all legal/statutory requirements related to EHS.
- iii. 100% Health, Safety and Environmental Induction training attendance for all workers.
- iv. 100% High Risk activities to be carried out only after approved Method Statement, HIRA / Aspect-Impact / JSA / OCP and Permit to Work are implemented.
- v. 100% PPEs compliance in high and medium risk activities.
- vi. 100% incident reporting, recording and reviewing for corrective actions.
- vii. Regular Safety Reviews to assess HSE program compliance and closure of any recognized gaps to improve safety management and incident prevention
- viii. Prevent injury and ill health of all workers at site ('Workers' refers to all personnel including managerial, supervisory, professional, technical, clerical and other workers including contract laborers)
- ix. Prevent pollution to environment
- x. Ensure the Health and Safety of all persons at work site is not adversely affected by the work.
- xi. Ensure protection of environment of the work site.
- xii. Comply at all times with the relevant statutory and contractual HSE requirements.
- xiii. Provide trained, experienced and competent personnel. Ensure medically fit personnel only are engaged at work.
- xiv. Provide and maintain plant, places and systems of work that are safe and without risk to health and the environment.

- xv. Provide all personnel with adequate information, instruction, training and supervision on the safety aspect of their work.
- xvi. Effectively control, co-ordinate and monitor the activities of all personnel on the Project sites including subcontractors in respects of HSE.
- xvii. Establish effective communication on HSE matters with all relevant parties involved in the Project works.
- xviii. Ensure that all work planning considers all persons that may be affected by the work.
- xix. Ensure fitness testing of all T&Ps/Lifting appliances like cranes, chain pulley blocks etc. are to be certified by competent person.
- xx. Ensure timely provision of resources to facilitate effective implementation of HSE requirements.
- xxi. Ensure continual improvements in HSE performance.
- xxii. Ensure conservation of resources and reduction of wastage.
- xxiii. Capture the data of all incidents including near misses, process deviation etc. Investigate and analyze the same to find out the root cause.
- xxiv. Ensure timely implementation of correction, corrective action and preventive action.
The subcontractor shall also comply with HSE Targets stipulated by BHEL from time to time.

4. BHEL HEALTH, SAFETY & ENVIRONMENT POLICY:

In BHEL, Health, Safety and Environment (HSE) responsibilities are driven by our commitment to protect our employees and people we work with, community and environment. BHEL believes in zero tolerance for unsafe work/non-conformance to safety and in minimizing environmental footprint associated with all its business activities. We commit to continually improve our HSE performance by:

- ❖ Developing safety and sustainability culture through active leadership and by ensuring availability of required resources.
- ❖ Ensuring compliance with applicable legislation, regulations and BHEL systems.
- ❖ Taking up activities for conservation of resources and adopting sound waste management by following Reduce/Recycle/Reuse approach.
- ❖ Continually identifying, assessing and managing environmental impacts and Occupational Health & Safety risks of all activities, products and services adopting approach based on elimination/ substitution/reduction/control.
- ❖ Incorporating appropriate Occupational Health, Safety and Environment criteria into business decisions, design of products & systems and for selection of plants, technologies and services.
- ❖ Imparting appropriate structured training to all persons at workplace and promoting awareness amongst customers, subcontractors and suppliers on HSE issues.
- ❖ Reviewing periodically this policy and HSE Management Systems to ensure its relevance, appropriateness and effectiveness.
- ❖ Communicating this policy within BHEL and making it available to interested parties.

Chairman & Managing Director/ BHEL

Bharat Heavy Electricals Limited, Power Sector

Regd. Office: BHEL House, Siri Fort, New Delhi-110049

5. ILLUSTRATIVE RESPONSIBILITIES OF SUBCONTRACTOR EMPLOYEES

5.1 HSE - A LINE RESPONSIBILITY

- i. HSE is a "Line Responsibility".
- ii. The term "Line" includes management, Executives, Supervisors, Foremen, and Workers who are part of the workforce. Line is to be fully involved in HSE Planning & Implementation with the aid and advice of HSE organization.
- iii. "Line", having control of resources and manpower is responsible for overall implementation of HSE Systems and closure of HSE observations.

5.2 SITE IN -CHARGE:

- i. Shall sign Memorandum of Understanding (MoU)
- ii. Shall ensure availability of all necessary resources required for implementation of HSE at Site
- iii. Shall engage qualified HSE Officer(s) and supervisors (s)
- iv. Shall adhere to the rules and regulations mentioned in this code, practice very strictly in area of work in consultation with concerned engineer and the safety coordinator.
- v. Shall screen all workmen for health and competence requirement before engaging for the job and periodically thereafter as required.
- vi. Shall not engage any employee below 18 years.
- vii. Shall arrange for all necessary PPEs like safety helmets, belts, full body harness, shoes, face shield, hand gloves etc. before starting the job.
- viii. Shall ensure that all T&Ps engaged are tested for fitness and have valid certificates from competent person.
- ix. Shall ensure closure of all HSE non-conformities reported by BHEL or observed during internal inspection by providing appropriate resources in a timely manner.
- x. Shall ensure the implementation of provisions of applicable acts and rules pertaining to HSE.
- xi. Shall ensure availability of updated (Hazard Identification and Risk Assessment) Register for the area of activity
- xii. Shall ensure availability of Method Statements & Job Safety Analysis for all hazardous activities
- xiii. Shall ensure necessary controls to minimize risk in all applicable hazardous activities including Height Work, Hot Work, Lifting & Rigging, Confined Space, Maintenance, excavation, Radiography, Loading/ Unloading, Drilling/ Blasting etc.
- xiv. Shall ensure implementation of HSE requirements mentioned in this document and as specified in the BHEL HSE management System including training, inspection, awareness, reporting etc.
- xv. Shall ensure that person working above 2.0 meter should use Safety Harness tied to a life line/stable structure.
- xvi. Shall ensure a secondary means of fall protection (Safety Net, Retractable Fall Arrestor etc.) for preventing fall from height
- xvii. Shall ensure that materials are not thrown from height. Cautions to be exercised to prevent fall of material from height.

- xviii. Shall report all incidents (Fatal/Major/Minor/Near Miss) to the Site engineer /HSE officer of BHEL.
- xix. Shall ensure that Horseplay is strictly forbidden.
- xx. Shall ensure that adequate illumination is arranged during night work.
- xxi. Shall ensure that all personnel working under subcontractor are working safely and do not create any Hazard to self and to others.
- xxii. Shall ensure display of adequate signage/posters on HSE.
- xxiii. Shall ensure that mobile phone is not used by workers while working.
- xxiv. Shall ensure conductance of HSE audit, mock drill, medical camps, induction training and training on HSE at site.
- xxv. Shall ensure full co-operation during HSE audits.
- xxvi. Shall ensure submission of look-ahead plan for procurement of HSE equipment's and PPEs as per work schedule.
- xxvii. Shall ensure good housekeeping.
- xxviii. Shall ensure adequate valid fire extinguishers are provided at the work site.
- xxix. Shall ensure availability of sufficient number of toilets (preferably bio-toilets) /restrooms and adequate drinking water at work site and labor colony.
- xxx. Shall ensure adequate emergency preparedness.
- xxxi. Shall be member of site HSE committee and attend all meetings of the committee
- xxxii. Power source for hand lamps shall be maximum of 24 v.
- xxxiii. Temporary fencing should be done for open edges if Hand – railings and Toe-guards are not available
- xxxiv. To record all incidents including near miss and report to BHEL and to ensure analysis & corrective actions for the same
- xxxv. Shall conduct weekly Safety Walks in the work area and record the findings.
- xxxvi. Construction of Canteen at Site, Office Infrastructure: Printer, PC, Fire Extinguishers etc.
- xxxvii. Shall analysis HSE Performance regularly in work area and take steps to improve the same
- xxxviii. Shall ensure stoppage of work in case of unacceptable Safety hazards

5.3 HSE OFFICER:

- i. Carry out safety inspection of Work Area, Work Method, Men, Machine & Material, P&M and other tools and tackles.
- ii. Facilitate inclusion of safety elements into Work Method Statement and creation of Job Safety Analysis (JSA)
- iii. (HSE Head) To prepare deployment plan of HSE personnel for all shifts, so as to ensure constant supervision of all areas. The plan to be submitted to BHEL
- iv. Highlight the requirements of safety through Tool-box / other meetings.
- v. Help concerned HOS to prepare Job Specific instructions/ JSA for critical jobs.
- vi. Conduct investigation of all incident/dangerous occurrences & recommend appropriate safety measures.
- vii. Advice & co-ordinate for implementation of HSE Systems & Procedures.
- viii. To stop work in case of any critical safety violation until the violation is cleared
- ix. Convene HSE meeting & minute the proceeding for circulation & follow-up action.

- x. Plan procurement of PPE & Safety devices and inspect their healthiness.
- xi. Report to BHEL on all matters pertaining to status of safety and promotional program at site level.
- xii. Facilitate administration of First Aid
- xiii. Facilitate screening of workmen and safety induction.
- xiv. Conduct fire Drill and facilitate emergency preparedness
- xv. Design campaigns, competitions & other special emphasis programs to promote safety in the workplace.
- xvi. Apprise BHEL on safety related problems.
- xvii. Notify site personnel non-conformance to safety norms observed during site visits / site inspections.
- xviii. Recommend to Site In charge, immediate discontinuance of work until rectification, of such situations warranting immediate action in view of imminent danger to life or property or environment.
- xix. To decline acceptance of such PPE / safety equipment that do not conform to specified requirements.
- xx. Encourage raising Near Miss Report on safety along with, improvement initiatives on safety.
- xxi. Shall work as interface between various agencies such customer, package-in-charges, subcontractors on HSE matters.

5.4 HSE SUPERVISOR:

- i. All requirements as per 5.1
- ii. To monitor allotted area for Safety violations, take required action and inform the concerned Safety Supervisor / Officer
- iii. To assist HSE Officer

5.5 PACKAGE IN-CHARGES, ENGINEERS & ALL EMPLOYEES:

- i. To be aware of, get involved in and ensure implementation of all HSE related Systems and Procedures including but not limited to:
 - a. BHEL HSE Management System including HSE Procedures and OCPs, HIRA, JSA etc.
 - b. Work Permit System
 - c. Emergency Preparedness Response Plans
 - d. Contractual HSE requirements
 - e. Legal Requirements
 - f. Penalty System
 - g. Training requirements
- ii. To ensure that the persons engaged in respective area follow the safety rules like using appropriate PPEs.
- iii. To develop Method Statements and ensure availability of Job Safety Analysis for all activities in scope
- iv. To ensure that the reported HSE non-conformities in the work area are resolved immediately before resuming work
- v. To record all incidents including near miss and report to BHEL.

- vi. To adopt safe working practices at all times and act as role model for Safety
- vii. To take immediate corrective action actions in case any non-conformity is observed on product / process / system with respect to Occupational Health, Safety and Environment.
- viii. In case any particular activity / work has extremely high consequential risk or high environmental impact, same shall be brought to the notice of BHEL Package In-charge before starting the work.
- ix. To interfere/ stop work as & when identified unsafe.
- x. To maintain & promote improved level of house-keeping all the time at site.
- xi. To support/co-operate with audit team members as & when safety audits are carried out.
- xii. To involve in investigation, if any incident occurs in his work area.
- xiii. To participate in safety promotional programs
- xiv. To attend the safety committee meeting, if member/invitee
- xv. To ensure that only fit T&Ps and qualified persons are engaged for all activities.
- xvi. Shall ensure that person working above 2.0 meter should use Safety Harness tied to a life line/stable structure.
- xvii. Shall ensure that materials are not thrown from height. Cautions to be exercised to prevent fall of material from height.
- xviii. Shall ensure that all T&Ps engaged are tested for fitness and have valid certificates from competent authorities.

6. HSE PLANNING BY SUBCONTRACTOR:

6.1 HAZARD ANALYSIS & RISK ASSESSMENT (HIRA), METHOD STATEMENT (MS) & JOB SAFETY ANALYSIS (JSA):

- i. Subcontractor shall identify all OHS Hazards and Risks applicable to all activities in scope and plan & implement the required control measures. HIRA Register shall be maintained.
- ii. Subcontractor shall develop Method Statements & Job Safety Analysis documents for all hazardous activities in scope and ensure the required control measures. Job Safety Analysis is to be attached along with any Work Permit request

6.2 REGISTER OF REGULATIONS:

Subcontractor shall prepare a register of applicable rules and regulations in the scope and plan to ensure compliance.

HIRA Register, Method Statements, Job Safety Analysis and Register of Regulations are dynamic documents and shall be revised (as applicable):

- i. At fixed frequency of 3 months
- ii. Addition/ deletion/ modification of a process/ activity
- iii. After an accident/ incident
- iv. After any change in applicable rules/ regulations/ laws.

6.3 MONTHLY HSE PLAN COVERING THE FOLLOWING AS A MINIMUM SHALL BE PREPARED AND SUBMITTED TO BHEL FOR APPROVAL:

- i. HSE Trainings covering all activities/ hazards/ workers
- ii. HSE Inspection Plan covering all areas/ activities/ equipment/ hazards
- iii. HSE Activities: Safety walks, Awards, housekeeping, reviews etc.

Note: Online/ App-based system shall be used for HSE Planning and Implementation/ Update whenever provided by BHEL otherwise Hard-copy based system shall continue

6.4 MONTHLY HSE PLANNING & REVIEW OF HSE ACTIVITIES ALONG WITH BHEL:

Monthly planning and review of HSE activities shall be carried out by subcontractor as per provided **format** jointly along with BHEL

7. MOBILIZATION OF MACHINERY/EQUIPMENT/TOOLS BY SUBCONTRACTOR:

- i. Subcontractor shall notify the engineer, of his intention to bring on to site any equipment or any container, with liquid or gaseous fuel or other substance which may create a hazard. The Engineer shall have the right to prescribe the condition under which such equipment or container may be handled and used during the performance of the works and the subcontractor shall strictly adhere to such instructions. The Engineer shall have the right to inspect any construction tool and to forbid its use, if in his opinion it is unsafe. No claim due to such prohibition will be entertained.
- ii. As a measure to ensure that machinery, equipment and tools being mobilized to the construction site are fit for purpose and are maintained in safe operating condition and complies with legislative and owner requirement, inspection shall be arranged by in-house competent authority for acceptance as applicable. Inspection by Third Party competent person shall be arranged:
 - a. Before first time use at site
 - b. After carrying out any modification
 - c. After repairs subsequent to involvement in any accident/ incident
- iii. As a further measure to ensure that machinery, equipment and tools being mobilized to the construction site are fit for purpose and are maintained in safe operating condition and comply with legislative and owner requirement, inspection as per provided format shall be arranged by in-house expert / competent authority (preferable) for acceptance. The equipment considered for this purpose shall include all those in the T&P list in the tender document.

8. MOBILIZATION OF MANPOWER BY SUBCONTRACTOR:

- i. As a measure to ensure that manpower being mobilized to the construction site is fit and competent for safe working, screening arrangement shall be made by the sub-subcontractor to ensure competency and fitness through following measures:
 - a) **Medical Checkup:** Examination of medical fitness shall be conducted through qualified medical professional for all workers to be deployed as per provided **format**. For height workers, vertigo (height phobia) test to be carried out as qualification criteria as per Annexure K and recorded in provided **format**.

- b) **Induction Training:** Induction training of all workers to be ensured as per **provided procedure and format**. Training evaluation to be carried out and training to be repeated if not passed
- c) Only on successfully meeting above criteria, permanent gate passes to be issued
- ii. The subcontractor shall arrange induction and regular health check of their employees as per schedule VII of BOCW rules by a registered medical practitioner.
- iii. The subcontractor shall take special care of the employees affected with occupational diseases under rule 230 and schedule II of BOCW Rules. The employees not meeting the fitness requirement should not be engaged for such job.
- iv. Ensure that the regulatory requirements of excessive weight limit (to carry/lift/ move weights beyond prescribed limits) for male and female workers are complied with.
- v. Appropriate accommodation to be arranged for all workmen in hygienic condition.
- vi. Cost of contractual, statutory and regulatory requirements like Training, medical checks, PPEs etc. shall not be transferred to the workers and such activities shall be considered as part of the job.

9. PROVISION OF PERSONAL PROTECTIVE EQUIPMENT (PPEs):

- i. Personnel Protective Equipment (PPEs), shall be provided by the subcontractor to all workers as per requirement of the job.
- ii. The choice of PPEs to ensure multiple (at least more than 1) means of protection against any hazard. All applicable safety precautions for a job shall be ensured notwithstanding the duration or perceived importance of the task.
- iii. The applicability of PPEs shall be as per the concept of Hierarchy of controls, i.e.:
- iv. Elimination->Substitution->EngineeringControls->AdministrativeControls-PPEs
- v. Relying solely on PPEs without ensuring necessary controls to be strictly avoided.
- vi. The following matrix recommends usage of minimum PPEs against the respective job.

Activity	Type of Protection						Remarks, if any
	Hand	Eye	Ear	Body	Respiratory	Others	
Gas Welding & Cutting	LG	WG	-	LA	*SCBA/ OLBA	-	* for confined space
Electric Arc Welding	LG	HMWS	-	LA	*SCBA/ OLBA	-	* for confined space
Rigging	CG	SG	-				--
Working at Height	-	SG	-	DLFBH	-	*FAS	* for vertical columns
Grinding & Chipping	CG	FS / SG	-	LA	-	-	--
Working in High Noise	-	-	EP / EM	-	-	-	--
Handling of Cement Concrete	RG	SG	-	-	DM	-	

Blasting	CG	SG	EP*	-	-	-	* at noise area
Excavation	CG	SG	-	-	DM	-	*Gum boot in place of Safety shoe for foot
Chemical Handling	PVCG	CSG	-	PVCA	-	-	*Full body rubber suit with hood
Electrical and C&I	ERG*	SG	-	-	-	-	*For high voltages
Sand/shot blasting	CG	-	EP/ EM	CA	SAMH	-	

ABBREVIATIONS: FS: Face Shield, CSG: Chemical splash goggles, HMWS: Helmet mounted welder's shield, GB: gum boot, DLFBH: Double lanyard full body harness, SG: Safety goggles, DM: Dust mask, SAMH L Supplied air mask/hood, EP/EM: Ear plug/Ear Muff, CG: Cotton hand gloves, LG: Leather hand gloves, LA: Leather apron, RG: Rubber gloves, PVCG: PVC Gloves, PVCA: PVC Apron, SCBA: Self-contained breathing apparatus, WG: Welding goggles, ERG: Electrical Rubber Gloves. OLBA: Online breathing apparatus

The list is not exhaustive. Additional PPEs to ensure Safe Work may need to be deployed as per the requirement of the task at no additional cost.

- vii. The PPEs shall conform to the relevant standards as below (illustrative list) and bear ISI mark.

RELEVANT IS-CODES FOR PERSONAL PROTECTION

PPEs	IS Codes
Industrial Safety Helmets.	IS: 2925 – 1984
Rubber gloves for electrical purposes.	IS: 4770 – 1968
Industrial Safety Gloves (Leather & Cotton Gloves).	IS: 6994 – 1973 (Part-I)
Leather safety boots and shoes.	IS: 1989 – 1986 (Part-I-II)
Industrial and Safety rubber knee boots.	IS: 5557 – 1969
Code of practice for selections care and repair of Safety footwear.	IS: 6519 – 1971
Leather Safety footwear having direct molding sole.	IS: 11226 – 1985
Eye protectors.	IS: 5983 – 1978
Ear protectors.	IS: 9167 – 1979
Eye & Face protection during welding	IS: 1179-1967
Industrial Safety Belts and Harness	IS: 3521 – 1983
Guide for selection of industrial Safety equipment for body protection	IS:8519 -1977
Respiratory Protective Devices	IS:9473-2002,14166-1994,14746-1999

- viii. Where workers are employed in sewers and manholes, which are in use, the subcontractor shall ensure that the manhole covers are opened and ventilated at least for an hour before the workers are allowed to get into manhole, and the manholes so opened shall be cordoned off with suitable railing and provided with warning signals or boards to prevent incident to the public

- ix. All the personnel and visitors shall mandatorily use safety helmet (with company logo), safety shoe and reflective vests, in addition to any other PPEs as deemed appropriate for the area of work/ visit.
- x. Following Color scheme for Helmets shall be followed:
 - a. Workmen: Yellow
 - b. Safety staff: Green or white with green band
 - c. Electrician: Red
 - d. Others including visitors: White
 - e. For height workers, special marking on helmets besides indication on Gate Pass/ ID Card
- xi. The subcontractor shall maintain register for issue and receipt of PPEs.
- xii. All the PPEs shall be checked for quality before issue and the same shall be periodically re-checked. The users shall be advised to check the PPEs themselves for any defect before putting on. The defective ones shall be replaced.
- xiii. The Helmets shall have logo or name (abbreviation of agency name permitted) affixed or printed on the front.
- xiv. The body harnesses shall be serial numbered.

10. ARRANGEMENT OF INFRASTRUCTURE:

10.1 DRINKING WATER:

- i. Drinking water shall be provided and maintained at suitable places at different elevations such that minimum quantity of 5 liters is available for each worker during the day.
- ii. Drinking water tank shall be so installed so as to be available within 200 meters of each working area
- iii. Container should be labeled as “Drinking Water” in languages understood by the workers
- iv. Cleaning of the container shall be ensured at least once in a week. Mild cleaning detergents as used for cleaning vessels shall be applied and scrubbers (3M or equivalent) shall be used for removing scales and deposits on the inside surface. The tank shall be thoroughly cleaned with potable water only before it is refilled (also applicable to labor colony).
- v. Suitability of water source for drinking to be tested as per IS10500 at least once in six months.

10.2 WASHING FACILITIES:

- i. In every workplace, adequate and suitable facilities for washing shall be provided and maintained.
- ii. Separate and adequate cleaning facilities shall be provided for the use of male and female workers. Such facilities shall be conveniently accessible and shall be kept in clean and hygienic condition and dully illuminated for night use.
- iii. Water suitable for washing and not for drinking shall be clearly indicated as “Not for Drinking” in language understood by workers.
- iv. Overalls shall be supplied by the subcontractor to the workmen and adequate facilities shall be provided to enable the painters and other workers to wash during the cessation of work.

10.3 LATRINES AND URINALS:

- i. Latrines and urinals shall be provided in every work place as indicated in Section A
- ii. Urinals shall also be provided at different elevations.
- iii. They shall be adequately lighted and shall be maintained in a clean and sanitary condition at all times, by appointing designated person.
- iv. Separate facilities shall be provided for the use of male and female worker if any.

10.4 PROVISION OF REST SHEDS FOR WORKERS DURING REST PERIOD:

Proper Rest Shed (s) with shelter shall be provided for rest during break so as to accommodate all workers as indicated in Section A

10.5 MEDICAL FACILITIES:

10.5.1 GENERAL

- i. Provision of Medical Center, Ambulance etc. shall be as per Section A of this document
- ii. Medical waste shall be disposed as per prevailing legislation (Bio-Medical Waste – Management and Handling Rules, 1998)
- iii. Every injury shall be treated, recorded and reported.
- iv. All First Aid injuries shall be recorded as per provided Format
- v. List of qualified first aiders and their contact numbers to be displayed at conspicuous places.

10.5.2 FIRST AIDER/ FIRST AID BOX

- i. The first aider along with facilities should be available at a point nearest to the work location wherein majority of the workers are working.
- ii. The subcontractor shall provide necessary first aid facilities as per schedule III of BOCW. At every work place first aid facilities shall be provided and maintained.
- iii. The first aid box shall be kept by first aider who shall always be readily available during the working hours of the work place. His name and contact no to be displayed on the box.
- iv. The first aid boxes should be placed at various elevations so as to make them available within the reach and at the quickest possible time.
- v. The first aid box shall be distinctly marked with a Green Cross on white background.
- vi. Details of contents of first aid box is given in Annexure J
- vii. A slip of contents shall be pasted on the First Aid Box with following details
- viii. Monthly inspection of First Aid Box shall be carried out by the owner as per provided format
- ix. The subcontractor should conduct periodical first –aid classes to keep his supervisor and Engineers properly trained for attending to any emergency.

10.5.3 HEALTH CHECK UP

The persons engaged at the site shall undergo health check-up as per provided format before induction. In addition, the persons engaged in the following works shall undergo health check-up at least once in a year:

- i. Height workers
- ii. Drivers/crane operators/riggers
- iii. Confined space workers
- iv. Shot/sand blaster
- v. Welding and NDE personnel

10.5.4 HEIGHT PHOBIA/ VERTIGO TEST:

- i. The persons engaged in working at heights (above 2 meters) to be assessed for Vertigo and associated conditions and recorded as per provided format. Suggested Vertigo Test Procedure is given in Annexure K
- ii. Such workers are to be allowed only on successful completion of test, otherwise shall be allocated ground-based jobs.
- iii. IDs / Height passes shall be issued to such workers, besides special markings on helmets for easy identification.

10.5.5 PROVISION OF CANTEEN FACILITY:

- i. Canteen facilities shall be provided for the workmen of the project inside the project site where worker strength is 250 or more.
- ii. Proper cleaning and hygienic condition shall be maintained.
- iii. Proper care should be taken to prevent biological contamination.
- iv. Adequate drinking water should be available at canteen.
- v. Fire extinguisher shall be provided inside canteen.
- vi. Regular health check-up and medication to the canteen workers shall be ensured as per applicable regulations.
- vii. Canteen waste to be disposed of in hygienic manner

10.6 PROVISION OF ACCOMMODATION/LABOR COLONY FOR WORKFORCE:

- i. Proper accommodation for workforce to be provided in line with minimum requirements indicated in Section A
- ii. Labor colony shall be inspected each week by HSE Officer and report submitted to BHEL as per provided format

10.7 PEST CONTROL:

Regular pest control should be carried out at all offices, mainly laboratories, canteen, labor colony and stores.

10.8 SCRAPYARD:

- i. In consultation with customer, scrapyard shall be developed to store metal scrap, wooden scrap, waste, hazardous waste.
- ii. Scrap/Waste shall be segregated as Bio-degradable and non-bio-degradable and stored separately.

10.9 ILLUMINATION:

- i. The subcontractor shall arrange at his cost adequate lighting facilities e.g. flood lighting, hand lamps, area lighting etc. at various levels for safe and proper working operations at dark places and during night hours at the work spot as well as at the pre-assembly area.
- ii. Lamp (hand held) shall not be powered by mains supply but either by 24V or dry cells.
- iii. Lamps shall be protected by suitable guards where necessary to prevent danger, in case of breakage of lamp.
- iv. Emergency lighting provision for night work shall be made to minimize danger in case of main supply failure.
- v. Adequate and suitable light shall be provided at all work places & their approaches including passage ways as per IS: 3646 (Part-II).

SUITABLE ILLUMINATION LEVELS FOR VARIOUS AREAS SHALL BE DECIDED BASED ON BROAD GUIDELINES INDICATED BELOW:

S. No.	Location	Lux Level (lumens/sqm)
A. Construction Site		
1	Outdoor areas like store yards, entrance and exit roads	20
2	Platforms	50
3	Entrances, corridors and stairs	100
4	General illumination of work area	150
5	Rough work like fabrication, assembly of major items	150
6	Medium work like assembly of small machined parts	300
7	Fine work like precision assembly, precision measurements etc.	700
8	Sheet metal works	200
9	Electrical and instrument labs	450
B. Office		
1	Outdoor area like entrance and exit roads	20
2	Entrance halls	150
3	Corridors and lift cars	70
4	Lift landing	150
5	Stairs	100
6	Office rooms, conference rooms, library reading tables	300
7	Drawing table	450
8	Manual telephone exchange	200

- vi. Illuminations shall be inspected on weekly basis as per provided **format** using a calibrated lux meter.

11. HSE TRAINING & AWARENESS:

11.1 TRAINING PLAN:

- i. All training programs to be carried out in a planned manner. Monthly/ Annual Training Calendar to be submitted to BHEL for approval and shall cover HSE Training requirements of all activities, workers, hazards applicable to the area(s) of work.
- ii. Subcontractor shall nominate workers as per the schedule of specific training plan, failing which, penalty shall be imposed.
- iii. Training records of all workers along with attendance, signatures, faculty details etc. shall be maintained in soft/ hard copy as per provided **formats**.
- iv. Each labor should undergo at least 0.5% of total man-hours worked in HSE training.

11.2 HSE INDUCTION TRAINING

- i. All persons entering into project site shall be given HSE induction training by the HSE officer of BHEL /subcontractor before being assigned to work.
- ii. The induction training shall be imparted through audio-visual medium (Classroom specialized training), and shall be minimum of 1 Complete Day.
- iii. Evaluation to be carried out after training and training shall be repeated in case of failure.
- iv. Safety Induction Card shall be printed by Subcontractor and provided to all trained workers. A Safety induction book shall also be printed and issued to each worker after induction training (Format for the same may be provided by BHEL).
- v. Induction training subjects shall include but not limited to:
 - a. Briefing of the Project details.
 - b. Safety objectives and targets.
 - c. Site HSE rules.
 - d. Critical Safety Violations and consequences
 - e. Site HSE hazards and aspects.
 - f. First aid facility.
 - g. Emergency Contact No.
 - h. Incident & Near Miss reporting.
 - i. Fire prevention and emergency response.
 - j. Rules to be followed in the labor colony (if applicable)
 - k. Accident case studies
- vi. General:
 - a. Proper safety wear & gear must be issued to all the workers being registered for the induction (i.e., Shoes/Helmets/Goggles/Leg guard/Apron etc.)
 - b. They must arrive fully dressed in safety wear & gear to attend the induction.
 - c. Any one failing to conform to this safety wear& gear requirement shall not qualify to attend.

- d. On completing attending subcontractor's in-house HSE induction, each employee shall sign an induction training form to declare that he had understood the content and shall abide to follow and comply with safe work practices.
- e. They may only then be qualified to be issued with a personal I.D. card, for access to the work site subject to clearing the medical fitness test.

SAFETY INDUCTED	
Name :	
Date :	
Sign By Trainer :	

ABOVE STICKER SHALL BE PASTED ON HELMET OF WORKERS AFTER SAFETY INDUCTION TRAINING

11.3 JOB-SPECIFIC SKILL BASED HSE TRAINING

The contracting agency shall also impart job specific skill-based safety training to all its employees (Minimum one day) on various related safety topics using internal/external safety professionals/consultants as per the matrix given below. Record of such trainings and attendance particulars shall be maintained in a register for ready reference to statutory authorities/engineer-in charge as per provided format.

TRAINING MATRIX

Name of topic	Executives	Supervisors	Skilled Workmen	Other Workers
Safety Induction	Y	Y	Y	Y
Accident_ Causes, factors, cost	Y	Y	Y	-
Industrial hazards & Accident Prevention	Y	Y	Y	-
Investigating, reporting, records	Y	Y	-	-
Personal Protective Equipment	-	Y	Y	Y
Construction Safety & Role of Supervisory personnel	-	Y	-	-
Permit to Work (PTW)	-	Y	Y	y
Statutory Provisions (BOCW Act/Rules, Factories Act 1948 etc.)	Y	Y	y	y
Material handling	-	y	Y	Y
Emergency Management	Y	Y	Y	-
Electrical Safety	-	Y	Y	-
Fire safety	Y	Y	Y	Y
First Aid & CPR (cardio pulmonary resuscitation)	-	Y	Y	Y (Selected)
Safety in Welding & Cutting	-	-	Y	-
Safety Audit	Y	Y	-	-
Safety in Lifting Tools & Tackles	-	Y	Y	y

Safety in Working at height	-	Y	Y	Y
Safety in Confined space work	-	Y	Y	Y
Defensive Driving	-	Y*	Y*	Y*

*for construction vehicle operators, helpers & crane operators

Y=YES

Note:

- i. Subcontractor shall prepare a training plan/ matrix covering all hazards and implement the same after approval of BHEL.
- ii. It is to be ensured that every worker undergoes Job-Specific training once every 3 months.
- iii. Records of training programmes along with attendance shall be maintained by the subcontractor
- iv. Each worker to be issued a Card indicating the types of trainings undergone.

11.4 HSE TOOL-BOX TALK:

- i. HSE tool Box talk shall be conducted by frontline foreman/supervisor of subcontractor to specific work groups prior to the start of work and shall be randomly attended by subcontractor engineers/ officials. The agenda shall consist of the following:
 - a. Details of the job being intended for immediate execution.
 - b. The relevant hazards and risks involved in executing the job and their control and mitigating measures.
 - c. Specific site condition to be considered while executing the job like high temperature, humidity, unfavorable weather etc.
 - d. Recent non-compliances observed.
 - e. Appreciation of good work done by any person.
 - f. Any doubt clearing session at the end.
- ii. Tool box talk to be conducted before start of work in every shift.
- iii. During toolbox talk, visual check-up of workers regarding health, any signs of fatigue, intoxication etc. shall be conducted and any suspected workers to be acted upon.
- iv. Record of Tool box talk shall be maintained as per provided **format**

11.5 TRAINING ON HEIGHT WORK:

- i. Training on height work shall be imparted to all workers working at height by in-house/external faculty at least once every 3 months.
- ii. For Height Workers Separate pass shall be provided by the subcontractor.
- iii. The training shall be of minimum 2-hour duration, through audio-visual medium and followed by evaluation. In case of poor scoring, training shall be repeated.
- iv. The training shall include following topics:
 - a. Proper use of PPEs – safety harness, lanyard, fall arrester, retractable fall arrester, life line, safety nets etc.
 - b. Provision of secondary means of fall protection

- c. Safe climbing through monkey ladders.
- d. Inspection of PPEs.
- e. Medical fitness requirements.
- f. Mock drill on rescue at height.
- g. Dos & Don'ts during height work.
- h. Accident case Studies

11.6 RE-INDUCTION TRAINING

The induction training shall be repeated for every worker after at least 1 year and shall be a pre-requisite for renewal of Gate Pass/ ID card.

11.7 PENALTY TRAINING

The personnel involved in Safety Violations/ Incidents shall mandatorily undertake penalty training pertaining to the violation/ incident. Penalty training shall be at least half-day duration.

11.8 HSE PROMOTION-SIGNAGE, POSTERS, COMPETITION, AWARDS ETC.:

- i. HSE Displays shall be installed as indicated in Section A
- ii. Contracting agencies shall arrange for display of safety hoardings depicting suitable safety cartoons/messages/ cautionary notices at appropriate places of project site to remind the workers to perform their duties safely.
- iii. Apart from safety hoardings, each agency should maintain a safety bulletin board at all their work locations. Such safety bulletin boards should depict the activities being planned for the day, good practices, permit details etc.
- iv. Safety suggestion boxes shall be kept at each subcontractor's office at site for obtaining safety suggestions from the workers. Best suggestions should be implemented and may be rewarded suitably to encourage the workers for safety.
- v. Safety awareness campaigns, competitions, plays, movie shows, songs etc. to be organized for workers at Site and Labor colony from time to time to enhance Safety Awareness

11.9 HSE REWARDS & INCENTIVE SCHEME

Subcontractor shall implement a reward & incentive scheme for workers & supervisors displaying adherence to safety principles. Such workers shall be felicitated in a monthly function, attended by Subcontractor top management and BHEL representatives. Suitable gift shall be given to such workers for encouragement.

11.10 HSE AWARENESS PROGRAM FOR OFFICIALS:

Subcontractor shall arrange monthly HSE awareness program on different topics including medical awareness for all engineers/ supervisors / officials working at site. This program can be part of progress/ safety review meetings.

12. HSE COMMUNICATION AND PARTICIPATION:

12.1 HSE INCIDENT REPORTING, INVESTIGATION & CORRECTIVE ACTION:

- i. All incidents (near misses, property damage, first-aid cases, minor, major and fatal incidents) shall be reported to BHEL as they happen immediately through SMS and Hard/Soft copy as per provided format
- ii. All incidents including near miss, minor, major and fatal incidents shall be recorded
- iii. All incidents shall be investigated for Root Causes and corrective actions ensured to prevent recurrence shall be implemented.
- iv. Work shall be put on hold in the area till corrective actions are verified by BHEL
- v. The Root Cause Analyses and Corrective actions taken shall be recorded

12.2 HSE EVENT REPORTING:

- i. Important HSE events like HSE training, Medical camp etc. organized at site shall be reported to BHEL site management in detail with photographs for publication in different in-house magazines
- ii. Celebration of important days like National Safety Day, World Environment Day etc. shall also be reported as mentioned above.

12.3 MONTHLY HSE REPORTING:

- i. All routine and non-routine HSE activities shall be reported to BHEL on monthly basis by the subcontractor as per provided format. The reporting medium can be hard/soft as per BHEL requirement.
- ii. The period of reporting shall be 25th of the preceding month to 24th of the present month and shall be submitted by the end of the calendar month.
- iii. Report shall include good quality images of HSE Activities

12.4 DAILY HSE ACTIVITY REPORTING:

Daily HSE activities shall be reported by subcontractor to BHEL as per provided format

12.5 HSE SUGGESTIONS:

All workers and employees shall be encouraged to provide suggestions for improvement in Health, Safety & Environment performance at site. The suggestions shall be recorded in a "Suggestions Register" as per provided format. Suggestions found suitable for implementation shall be implemented and recognition / reward to be given to the submitter.

Suggestion Register to be placed at Site and Labor Colony and shall be reviewed on periodic basis

12.6 CLIENT COMMUNICATION:

All HSE related communication from BHEL, customer / external statutory and regulatory agencies to be handled on priority. Same to be recorded and issues to be resolved in expeditious manner

13. SAFETY DURING WORK EXECUTION:

Safety during work execution shall be ensured by following appropriate Safety Rules, providing adequate resources, deploying competent and trained manpower, regular training & inspection and non-conformity resolution. Main aspects are indicated as under:

13.1 OPERATIONAL CONTROL PROCEDURES:

In order to reduce the risk associated with hazardous activities, applicable OCPs (Operational control procedures) will be followed by subcontractor as per BHEL instructions, outcomes of Hazard Analysis & other requirements. This will be done as part of normal scope of work. Illustrative list of reference OCPs is given below.

TABLE 13.1 ILLUSTRATIVE LIST OF REFERENCE OCPs

No.	Topic	No.	Topic	No.	Topic
0	General Safety	22	Steam blowing	44	Material preservation
1	Handling of chemicals	23	Working in confined area	45	Electro-resistance heating
2	Electrical safety	24	Operation of passenger lift, material hoists & cages	46	Blasting
3	Energy conservation	25	Vehicle/ Crane maintenance	47	Transformer charging
4	Welding and gas cutting operation	26	Radiography	48	Handling of battery system
5	Fire safety	27	Waste disposal	49	DG set
6	Use of hand tools	28	Handling & storage of mineral wool	50	Sanitary maintenance
7	First aid	29	Working at night	51	Piling rig operation
8	Food safety at canteen	30	Computer operation	52	Passivation
9	Use of cranes	31	Storage in open yard	53	EDTA Cleaning
10	Storage and handling of gas cylinders	32	Drilling, reaming and grinding(machining)	54	Chemical cleaning of Pre boiler system
11	Manual arc welding	33	Stress relieving	55	Boiler Light up
12	Use of helmets	34	Hydraulic test	56	Rolling and Synchronization
13	Good house keeping	35	Trial run of rotary equipment	57	Loading of Unit

14	Safe excavation	36	Batching	58	Air compressor
15	Working at height	37	Cable laying/tray work	59	Hydra Operation
16	Filling of hydrogen in cylinder	38	Spray insulation	60	Duct Pre-assembly
17	Illumination	39	Compressor operation	61	Resumption of construction activities after lockdown and prevention of coronavirus infection during site operations
18	Handling and erection of heavy metals	40	Gas distribution test		
19	Acid cleaning	41	Cleaning of Hot well / Deaerator		
20	Oil flushing	42	Electrical maintenance	61A	Prevention of Covid-19 infection in labour colony
21	Alkali boil out	43	O&M of control of AC plant & system	62	Truss/ Structure fit-up and alignment

- a. The reference OCPs shall be suitably modified by subcontractor as per specific requirements to control the hazards.
- b. In case any other OCP is found to be applicable during the execution of work at site, then subcontractor will prepare and follow those as well.

13.2 WORK PERMIT SYSTEM:

- i. The following activities shall be carried out by the subcontractor strictly after obtaining Permit to Work from BHEL
 - a) Height working
 - b) Hot working
 - c) Confined space Work
 - d) Excavation more than 2-meter depth
 - e) Radiography
 - f) Heavy / Complex / Critical Lifting Activity
 - g) Night / Holiday Work
 - h) Material Loading / Unloading
 - i) Grating, Safety Net, Safety Facility Removal
 - j) Live Electrical Maintenance etc. - Lockout / Tagout
 - k) Beam / truss/ duct/ structure alignment
- ii. The Work Permit Formats shall be provided by BHEL at Site. It is the responsibility of the subcontractor to ensure their availability
- iii. The above list is not exhaustive. BHEL reserves right to introduce additional Permits or modify requirements for usage of existing Permits. The conditions for using the Permit are specified in the Format (General Requirements).
- iv. Where customer is having separate Work Permit System the same shall be followed in conjunction / merged to ensure all activities and checks are covered in all systems.
- v. Details of working Group to be attached along with work permit request.

- vi. All the Permits along with JSA/HIRA must be initiated by Agency Execution Team
- vii. Permit applicant shall apply for work permit of particular work activity at particular location before starting of the work with Job Hazard Analysis.
- viii. All Permit signatories (including subcontractor's package in-charge and HSE Officer) shall physically visit the work area and check that all the safety control measures necessary for the activity are in place. Only then the permit shall be issued.
- ix. Signatory shall physically visit the area of work and ensure all required safeguards before signing the Permit
- x. Signatory shall periodically visit the area to confirm the availability of required safeguards throughout the currency of the permit
- xi. In case any Permit requirement is not available, work will be stopped till it is made available
- xii. Permit holder shall implement and maintain all control measures during the period of permit. The permit will be closed after completion of the work.
- xiii. Online Work Permit System shall be used whenever provided by BHEL, otherwise hard copy shall be used

13.3 ACTIVITY-SPECIFIC PRECAUTIONS/ CONTROLS

Detailed HSE precautions for various activities undertaken at Site by the subcontractors are specified in **Annexure I**. Same are to be ensured by the Sub-subcontractor while carrying out respective activities at Site

Index of **Annexure I** is given as under

SN	Description	Page No.
1.	General	2
2.	Work at height	2
2.1	Personnel fall protection system must include	3
2.2	Working Platform	4
2.3	Scaffolding	5
2.4	Ladder Safety	7
3.	Excavation & Civil Works	8
3.1	Excavation	8
3.2	Piling	9
3.3	Batching Plant Operation	9
3.4	Mobile Plant	10
3.5	Concrete Vibrators	11
3.6	Concrete Mixers	11
4.	Welding & Gas Cutting Safety (Hot Work)	11
5.	Lifting & Rigging Safety	13
5.1	Cranes & Hoisting Equipment	15
6.	Demolition Work	20
7.	T&Ps General	20
8.	Chemical Handling	20
9.	Electrical Safety	20

10.	Use of Hand Tools and Power-Operated Tools	25
11.	Start Up, Commissioning and Testing:	27
12.	Fire Safety	27
13.	Painting	28
14.	Hazardous Energy” Control Procedure/ Lockout/Tagout (LOTO)	29
15.	Risk Assessment	36
16.	HSE Preparedness for Adverse Climates and Weather	37
16.1	Summer	37
16.2	Monsoon	38
16.3	Emergency Weather Conditions	40
16.4	Prevention of Covid-19 At Project Site & Labor Colony	41
16.5	Noise Mitigation	43

14. ENVIRONMENTAL CONTROL & SOCIAL RESPONSIBILITY

- i. Environment protection has always been given prime importance by BHEL. Environmental damage is a major concern of the principal subcontractor and every effort shall be made, to have effective control measures in place to avoid pollution of Air, Water and Land and associated life. Banned substances like asbestos and Chlorofluorocarbons such as carbon tetrachloride and trichloroethylene shall not be used. Waste disposal shall be done in accordance with the guidelines laid down in the project specification.
- ii. Any chemical including solvents and paints, required for construction shall be stored in designated bonded areas around the site as per Material Safety Data Sheet (MSDS).
- iii. In the event of any spillage, the principle is to recover as much material as possible before it enters drainage system and to take all possible action to prevent spilled materials from running off the site. The subcontractor shall use appropriate MSDS for clean-up technique
- iv. All subcontractors shall be responsible for the cleanliness of their own areas
- v. Regular dust suppression using sprinklers shall be carried out in respective area
- vi. The subcontractors shall ensure that noise levels generated by plant or machinery are as low as reasonably practicable. Where the subcontractor anticipates the generation of excessive noise levels from his operations the subcontractor shall inform to Construction Manager of BHEL accordingly so that reasonable & practicable precautions can be taken to protect other persons who may be affected.
- vii. It is imperative on the part of the subcontractor to join and effectively contribute in joint measures such as tree plantation, environment protection, contributing towards social upliftment, conversion of packing woods to school furniture, enhancing good relation with local populace etc.
- viii. The subcontractor shall carry out periodic air and water quality check and illumination level checking in his area of work place and take suitable control measure.

15. HOUSEKEEPING

- i. Keeping the work area and access roads clean/ free from debris, removed scaffoldings, scraps, insulation/sheeting wastage /cut pieces, temporary structures, packing woods etc. will be in the scope of the subcontractor. Such cleanings have to be done by subcontractor within quoted rate, on daily basis.
- ii. If such activity is not carried out by subcontractor / BHEL is not satisfied, then BHEL may get it done by other agency and actual cost along with BHEL overheads will be deducted from subcontractor's bill. Such decisions of BHEL shall be binding on the subcontractor
- iii. Dedicated Housekeeping gangs shall be deployed, who shall be provided all required PPEs and safety training
- iv. Mass housekeeping shall be carried out for half a day in a week
- v. Proper housekeeping to be maintained at work place and the following are to be taken care of on daily basis.
- vi. All surplus earth and debris are removed/disposed off from the working areas to identified locations.
- vii. Unused/Surplus cables, steel items and steel scrap lying scattered at different places/elevation within the working areas are removed to identified locations.
- viii. All wooden scrap, empty wooden cable drums and other combustible packing materials, shall be removed from workplace to identified locations.
- ix. Sufficient waste bins shall be provided at different work places for easy collection of scrap/waste. Scrap chute shall be installed to remove scrap from high locations.
- x. Access and egress (stair case, gangways, ladders etc.) path should be free from all scrap and other hindrances.
- xi. Workmen shall be educated through tool box talk about the importance of housekeeping and encourage not to litter.
- xii. Labor camp area shall be kept clear and materials like pipes, steel, sand, concrete, chips and bricks, etc. shall not be allowed in the camp to obstruct free movement of men and machineries.
- xiii. Fabricated steel structures, pipes & piping materials shall be stacked properly.
- xiv. No parking of trucks/trolleys, cranes and trailers etc. shall be allowed in the camp, which may obstruct the traffic movement as well as below LT/HT power line.
- xv. Utmost care shall be taken to ensure over all cleanliness and proper upkeep of the working areas.

16. WASTE MANAGEMENT

- i. Take suitable measures for waste management and environment related laws/legislation as a part of normal construction activities. Compliance with the legal requirements on storage/ disposal of paint drums (including the empty ones), Lubricant containers, Chemical Containers, and transportation and storage of hazardous chemicals will be strictly maintained.
- ii. Details of E-Waste, Hazardous Waste, biomedical waste etc. and their disposal plan, shall be submitted to BHEL every 6 months as per provided **formats**.

16.1 BINS AT WORK PLACE

- i. Sufficient rubbish bins shall be provided close to workplaces.
- ii. Bins should be painted yellow and numbered.
- iii. Sufficient nos. of drip trays shall be provided to collect oil and grease.
- iv. Sufficient qty. of broomsticks with handle shall be provided.
- v. Adequate strength of employees should be deployed to ensure daily monitoring and service for waste management.

16.2 STORAGE AND COLLECTION

- i. Different types of rubbish/waste should be collected and stored separately.
- ii. Paper, oily rags, smoking material, flammable, metal pieces should be collected in separate bins with close fitting lids.
- iii. Rubbish should not be left or allowed to accumulate on construction and other work places.
- iv. Do not burn construction rubbish near working site.

16.3 SEGREGATION

- i. Earmark the scrap area for different types of waste.
- ii. Store wastes away from building.
- iii. Oil spill absorbed by non-combustible absorbent should be kept in separate bin.
- iv. Clinical and first aid waste stored and incinerated separately.

16.4 DISPOSAL

- i. Sufficient containers and scrap disposal area should be allocated.
- ii. All scrap bin and containers should be conveniently located.
- iii. Provide self-closing containers for flammable/spontaneously combustible material.
- iv. Keep drainage channels free from choking.
- v. Make schedule for collection and disposal of waste.

16.5 WARNING AND SIGNS

- i. Appropriate sign to be displayed at scrap storage area
- ii. No toxic, corrosive or flammable substance to be discarded into public sewage system.
- iii. Waste disposal shall be in accordance with best practice.
- iv. Comply with all the requirements of Pollution Control Board (PCB) for storage and disposal of hazardous waste.

17. TRAFFIC MANAGEMENT SYSTEM

17.1 SAFE WORKPLACE TRANSPORT SYSTEM

- i. Traffic routes in a work place shall be suitable for the persons or vehicles using them. This shall be sufficient in number and of sufficient size. This shall reflect the suitability of traffic routes for vehicles and pedestrians.

- ii. Where vehicles and pedestrians use the same traffic routes there shall be sufficient space between them. Where necessary all traffic routes must be suitably indicated. Pedestrians or vehicles must be able to use traffic routes without endangering those at work. There must be sufficient separation of traffic routes from doors, gates and pedestrian traffic routes.
- iii. For internal traffic, lines marked on roads / access routes and between buildings shall clearly indicate where vehicles are to pass.
- iv. Temporary obstacles shall be brought to the attention of drivers by warning signs or hazard cones.
- v. Speed limits shall be clearly displayed for each kind of vehicle.
- vi. Speed ramps preceded by a warning signs or marker are necessary.
- vii. The traffic route should be wide enough to allow vehicles to pass and re-pass oncoming or parked traffic and it may be advisable to introduce on-way system or parking restrictions.
- viii. Safest route shall be provided between places where vehicles have to call or deliver.
- ix. Avoid vulnerable areas/items such as fuel or chemicals tanks or pipes, open or unprotected edges and structures likely to collapse
- x. Safe areas shall be provided for loading and unloading.
- xi. Avoid sharp or blind bends. If this is not possible hazards should be indicated e.g. blind corner.
- xii. Ensure road crossings are minimum and clearly signed.
- xiii. Entrance and gateways shall be wide enough to accommodate a second vehicle without causing obstruction.
- xiv. Set sensible speed limits which are clearly sign posted.
- xv. Where necessary ramps should be used to retard speed. This shall be preceded by a warning sign or mark on the road.
- xvi. Forklift trucks shall not pass over road hump unless of a type capable of doing so.
- xvii. Overhead electric cable, pipes containing flammable hazardous chemical shall be shielded by using goal posts height gauge posts or barriers.
- xviii. Road traffic signs shall be provided on prominent locations for prevention of incidents and hazards and for quick guidance and warning to employees and public. Safety signs shall be displayed as per the project working requirement and guideline of the state in which project is done. Vehicles hired or used shall not be parked within the 15m radius of any working area. Any vehicle, that is required to be at the immediate/near the vicinity, shall be approved by the person in-charge of the site.

17.2 TRAFFIC ROUTE FOR PEDESTRIANS

- i. Where traffic routes are used by both pedestrians and vehicles road shall be wide enough to allow vehicles and pedestrians safely.
- ii. Separate routes shall be provided for pedestrians to keep them away from vehicles. Provide suitable barriers/guard at entrances/exit and the corners or buildings.
- iii. Where pedestrian and vehicle routes cross, appropriate crossing shall be provided.

- iv. Where crowd is likely to use roadway e.g. at the end of shift, stop vehicles from using them at such times.
- v. Provide high visibility clothing for people permitted in delivery area.

17.3 WORK VEHICLE

Work vehicle shall be as safe stable efficient and roadworthy as private vehicles on public roads. Site management shall ensure that drivers are suitably trained. All vehicle e.g. heavy motor vehicle forklift trucks dump trucks mobile cranes shall ensure that the work equipment conforms to the following:

- i. A high level of stability.
- ii. A safe means of access/egress.
- iii. Suitable and effective service and parking brakes.
- iv. Windscreens with wipers and external mirrors giving optimum all round visibility.
- v. Provision of horn, vehicle lights, reflectors, reversing lights, reversing alarms.
- vi. Provision of seat belts.
- vii. Guards on dangerous parts.
- viii. Driver protection - to prevent injury from overturning and from falling objects/materials.
- ix. Driver protection from adverse weather.
- x. No vehicle shall be parked below HT/LT power lines.
- xi. Valid Pollution Under Control certification for all vehicles
- xii. Wheel stopper shall be use during the parking of vehicle
- xiii. Helper to be deployed in each vehicle as per site requirement.

17.4 DAILY CHECK BY DRIVER

1. There should also be daily safety checks containing below mentioned points by the driver before the vehicle is used.

Brakes	Mirrors	Warning signals
Tires	Windscreen waters	Specific safety systems i.e. controls & interlocks
Steering	Wipers	

2. Management should ensure that drivers carry out these checks.

17.5 TRANSPORTATION OF PERSONNEL AND MATERIALS BY VEHICLES

- i. All drivers shall hold a valid driving License for the class of vehicle to be driven and be registered as an authorized BHEL driver with the Administration Department.
- ii. Securing of the load shall be by established and approved methods, i.e. chains with patented tightening equipment for steel/heavy loads. Sharp corners on loads shall be avoided when employing ropes for securing.
- iii. All overhangs shall be made clearly visible and restricted to acceptable limits
- iv. Load shall be checked before moving off and after traveling a suitable distance.
- v. On no account is construction site to be blocked by parked vehicles Drivers of vehicles shall only stop or park in the areas designate by the stringing foreman.

- vi. Warning signs shall be displayed during transportation of material.
- vii. All vehicles used by BHEL shall be in worthy condition and in conformance to the Land Transport requirement.
- viii. Wheel stopper shall be use during the parking of vehicle
- ix. Helper to be deployed in each vehicle as per site requirement.

17.6 MAINTENANCE

All Vehicles used for transportation of man and material shall undergo scheduled inspections on frequent intervals to secure safe operation. Such inspections shall be conducted in particular for steering, brakes, lights, horn, doors etc. Site management shall ensure that work equipment is maintained in an efficient, working order and in good repair. Inspections and services carried out at regular intervals of time and or mileage. No maintenance shall be carried below HT/LT power lines.


18. EMERGENCY PREPAREDNESS AND RESPONSE

- i. Emergency preparedness and response capability of site shall be developed as per Emergency Preparedness and Response plan issued by BHEL
- ii. Availability of adequate number of first aiders and fire warden shall be ensured with BHEL and its subcontractors
- iii. All the subcontractor's supervisory personnel and sufficient number of workers shall be trained for fire protection systems. Enough number of such trained personnel must be available during the tenure of contract. Subcontractor should nominate his supervisor to coordinate and implement the safety measures.
- iv. Assembly point shall be earmarked and access to the same from different location shall be shown
- v. Fire exit shall be identified and pathway shall be clear for emergency escape.
- vi. Appropriate type and number of fire extinguisher shall be deployed as per Fire extinguisher deployment plan and validity shall be ensured periodically through inspection
- vii. Adequate number of first aid boxes shall be strategically placed at different work places to cater emergency need. Holder of the first aid box shall be identified on the box itself who will have the responsibility to maintain the same.
- viii. First aid center shall be developed at site with trained medical personnel and ambulance
- ix. Emergency contact numbers (format given in EPRP) of the site shall be displayed at prominent locations.
- x. Tie up with fire brigade shall be done in case customer is not having fire station.
- xi. Tie up with hospital shall be done in case customer is not having hospital.
- xii. Disaster Management group shall be formed at site
- xiii. Mock drill shall be arranged at regular intervals. Monthly report of the above to be given to BHEL HSE Officer as per prescribed BHEL formats
- xiv. Mock drill shall be conducted on different emergencies periodically to find out gaps in emergency preparedness and taking necessary corrective action

19. HSE INSPECTION

Inspection on HSE for different activities being carried out at site shall be done to ensure compliance to HSE requirements. The subcontractor shall maintain and ensure necessary safety measures as required for inspection and tests HV test, Pneumatic test, Hydraulic test, Spring test, Bend test as applicable, to enable inspection agency for performing Inspection. If any test equipment is found not complying with proper safety requirements then the Inspection Agency may withhold inspection, till such time the desired safety requirements are met.

Online/ App-based HSE Inspection system shall be used for inspection whenever provided by BHEL otherwise Hard-copy based system shall continue

	<input checked="" type="checkbox"/> OK	<input type="checkbox"/> NOT OK
Contractor Name:		
Equipment Identification No :		
Inspection Date :		
Next Inspection Date :		
Inspected By :		

Every Inspected Equipment shall display above sticker

19.1 INSPECTION PLAN

Subcontractor shall prepare an inspection plan covering all areas/ activities/ equipment/ hazards and implement the same after getting approval of BHEL. Responsibility to ensure coverage of all areas/ activities rests with the subcontractor.

All Inspections shall be witnessed by BHEL – only then they shall be considered as valid

19.2 INSPECTION REPORTS

Monthly inspection reports as per plan shall be submitted to BHEL HSE Head

19.3 NON-CONFORMANCES

Any non-conformances identified during inspection observed shall be addressed on priority.

The responsibility of resolution shall rest with the Subcontractor Site In-charge

In case immediate closure of non-conformities is not possible:

- a. work to be halted in the area
- b. non-conformance to be generated and submitted to responsible person and BHEL
- c. non-conformance to be resolved through responsible agency / person

Only after closure of non-conformances, work to be allowed to resume

19.4 DAILY HSE CHECKS

Both the Site Supervisors and HSE Officer of Subcontractor are to conduct daily site Safety inspection around work activities and premises to ensure that work methods and the sites

are maintained to an acceptable standard. The following are to form the common subjects of a daily safety inspection:

- i. Personal Safety wears & gear compliance.
- ii. Complying with site safety rules and permit-to-work (PTW).
- iii. Positions and postures of workers.
- iv. Use of tools and equipment etc. by the workers.

The inspection should be carried out just when work starts in beginning of the day, during peak activities period of the day and just before the day’s work ends.

19.5 INDICATIVE LIST OF INSPECTIONS AND PERIODICITIES

Indicative list & periodicity of Inspections is given as under. It is the responsibility of the subcontractor to develop an inspection plan covering all areas & activities in the scope.

SL. No.	Format Name	Frequency of check (if applicable)
01	Inspection of First Aid Box	Weekly
02	Inspection of PPE	Weekly
03	Inspection of T&Ps	Monthly
04	Inspection of Cranes	Monthly
05	Inspection of Winches	Monthly
06	Inspection on Height Working	Weekly
07	Inspection on Welding & Gas Cutting	Monthly
08	Inspection on Electrical Installation	Monthly
09	Inspection on Elevator	Weekly
10	Inspection of Excavation	Weekly
11	Inspection of Labor Colony	Monthly
12	Inspection of Illumination Levels	Weekly

The checklists shall be provided by BHEL at Site. It is the responsibility of the subcontractor to ensure their availability before start of work

19.5.1 INSPECTION OF PPE

- i. PPEs shall be inspected by HSE officer at random once in a week as per provided **format** for its compliance to standard and compliance to use and any adverse observation shall be recorded in the PPE register.
- ii. The applicable PPEs for carrying out particular activities are listed below.

19.5.2 INSPECTION OF TOOLS & PLANTS (T&Ps)

- i. A master list of T&Ps shall be maintained by each subcontractor in provided **format**.
- ii. All T&Ps being used at site shall be inspected by HSE officer once in a month as per provided **format** for its healthiness and maintenance.
- iii. The T&Ps which require third party inspection shall be checked for its validity during inspection. The third-party test certificate should be accompanied with a copy of the concerned competent person’s valid qualification record.

- iv. BHEL shall be given advance intimation of Third-Party Inspection. BHEL shall associate with Inspection as per discretion.
- v. The validity of T&P shall be monitored as per provided **format**

19.5.3 INSPECTION OF CRANES AND WINCHES

- i. Cranes and winches shall be inspected by the operator through a daily checklist for its safe condition (as provided by the equipment manufacturer) before first use of the day.
- ii. Cranes and Winches shall be inspected by HSE officer once in a month as per provided **format** for healthiness, maintenance and validity of third-party inspection.
- iii. The date of third-party inspection and next due date shall be painted on cranes and winches.
- iv. The operators/drivers shall be authorized by sub-subcontractor based on their competency and experience and shall carry the I-card.
- v. The operator should be above 18 years of age and should be in possession of driving license of HMV man & goods), vision test certificate and should have minimum qualification so that he can read the instructions and check list.

19.5.4 INSPECTION OF HEIGHT WORKING

- i. Any activity carried out at more than 2 m height is classified as height work.
- ii. Inspection of height working shall be conducted daily by Supervisors before start of work to ensure safe working condition including provision of
 - a. Fall arrestor
 - b. Lifelines – connected to rigid & independent structure
 - c. Safety nets deployed below all height work activities
 - d. Fencing and barricading
 - e. Warning signage
 - f. Covering of opening
 - g. Proper scaffolding with access and egress.
 - h. Illumination
- iii. For full duration of height work, constant supervision to be maintained by dedicated HSE personnel
- iv. Inspection on height working shall be conducted once in a week by HSE officer as per provided **format**.
- v. Medical fitness of height worker shall be ensured.
- vi. Height working shall not be allowed during adverse weather.

19.5.5 INSPECTION OF WELDING AND GAS CUTTING OPERATION

- i. Supervisor shall ensure that no flammable items are available in near vicinity during welding and gas cutting activity.
- ii. Gas cylinders shall be kept upright.
- iii. Use of Flash back arrestor shall be ensured at both ends.

- iv. Inspection during welding and gas cutting operations shall be carried out by HSE officer once a month as per provided **format**.
- v. Use of fire blanket to be ensured to avoid falling of splatters during welding or gas cutting operation at height.
- vi. Availability of fire extinguisher at vicinity shall be ensured.

19.5.6 INSPECTION OF ELECTRICAL INSTALLATION / APPLIANCES

- i. Ensure proper earthing in electrical installation
- ii. Use ELCB at electrical booth
- iii. Electrical installation shall be properly covered at top where required
- iv. Use appropriate PPEs while working
- v. Use portable electrical light < 24 V in confined space and potentially wet area.
- vi. Inspection shall be carried out as per provided **format**.

19.5.7 INSPECTION OF ELEVATOR

- i. Elevators shall be inspected by concerned supervisors once in a week as per provided **format**
- ii. All elevators shall be inspected by competent person and validity shall be ensured.
- iii. The date of third-party inspection and next due date shall be painted on elevator.

19.5.8 INSPECTION OF EXCAVATION

Excavation activities shall be inspected as per provided **format**

19.5.9 INTERNAL/ EXTERNAL HSE AUDITS/INSPECTIONS

- i. All non-conformities and observations on HSE identified during internal or external HSE audit shall be disposed of by site in a time bound manner and reported back the implementation status.
- ii. Corrective action and Preventive action on HSE issues raised by certification body issued by BHEL shall be implemented by site and reported to Site management.

20. TERMS AND DEFINITIONS:

1. Incident

Work- related or natural event(s) in which an injury, or ill health (regardless of severity), damage to property or fatality occurred, or could have occurred.

2. Near Miss:

An incident where no ill health, injury, damage or other loss occurs, but it had a potential to cause, is referred to as "Near-Miss".

3. Man-Hours Worked:

The total number of man hours worked by all employees including subcontractors working in the premises. It includes managerial, supervisory, professional, technical, clerical and other workers including contract labors. Man-hours worked shall be calculated from the payroll or time clock recorded including overtime. When this is not feasible, the same shall be estimated by multiplying the total man-days worked for the

period covered by the number of hours worked per day. The total number of workdays for a period is the sum of the number of men at work on each day of period. If the daily hours vary from department to department separate estimate shall be made for each department and the result added together.

4. First Aid Cases:

First aids are not essentially all reportable cases, where the injured person is given medical treatment and discharged immediately for reporting on duty, without counting any lost time.

5. Lost Time Injury:

Any work injury which renders the injured person unable to perform his regular job or an alternative restricted work assignment on the next scheduled work day after the day on which the injury occurred.

6. Medical Cases:

Medical cases come under non-reportable cases, where owing to illness or other reason the employee was absent from work and seeks Medical treatment.

7. Type of Incidents & Their Reporting:

The three categories of Incident are as follows:

8. Non-Reportable Cases:

An incident, where the injured person is given medical help and discharged for work without counting any lost time.

9. Reportable Cases:

In this case the injured person is disable for 48 hours or more and is not able to perform his duty.

10. Injury Cases:

These are covered under the heading of non-reportable cases. In these cases, the incident caused injury to the person, but he still continues his duty.

11. Total Reportable Frequency Rate

Frequency rate is the number of Reportable Lost Time Injury (LTI) per one Million Man hours worked. Mathematically, the formula read as:

$$\text{Number of Reportable LTI} \times 1,000,000 / \text{Total Man Hours Worked}$$

12. Severity Rate:

Severity rate is the Number of days lost due to Lost Time Injury (LTI) per one Million Man hours worked. Mathematically, the formula reads as:

$$\text{Days lost due to LTI} \times 1,000,000 / \text{Total Man Hours Worked}$$

13. Incidence Rate:

Incidence Rate is the Number of LTI per one thousand manpower deployed. Mathematically, the formula reads as:

$$\text{Number of LTI} \times 1000 / \text{Average number of manpower deployed}$$

14. HIRA:

Hazard Identification and Risk Assessment (HIRA) is a process of identifying Hazards in work area and then assessing them properly

15. Method Statement:

A method statement is prepared by the Execution/ Engineering Department detailing the steps, equipment, competencies and safety precautions required for carrying out any activity

16. Job Safety Analysis:

A job safety analysis (JSA) is a procedure which helps integrate accepted safety and health principles and practices into a particular task or job operation. In a JSA, each basic step of the job is to identify potential hazards and to recommend the safest way to do the job. Other terms used to describe this procedure are job hazard analysis (JHA) and job hazard breakdown.

17. Safety Walk:

It's conducted periodically by an official - it's a walk through a portion or whole of a site as a HSE officer who notes down HSE observations, speak to concerned workmen and supervisor on observation, get the same corrected with personal follow up- this sends out a strong message on Management's commitment to safety.

18. Heavy & Complex Lifting:

A heavy and complex lifting activity includes:

1. Lifting above 20 Tons
2. Tandem Lifting using multiple cranes
Total load exceeding 75% of capacity of crane. Depending up the condition of cranes, hydra cranes, winch machines & other lifting accessories
3. Lift of unusual difficulty or geometry or rigging
4. Lift over operating units
5. Any other lift as decided by site HSE / Erection

19. Safety Committee:

As per the BOCW, Safety Committee shall be constituted if there are more than five hundred or more construction workers are employed at any site. As per the Factories Act, 1948 it is for 250 workers. It shall be represented by equal number of representatives of employer and construction workers.

20. Night Work:

Work conducted after sunset when only a fraction of total manpower is available





ANNEXURES



ANNEXURE A

Medical Centre & Ambulance

A. Medical Centre

1. Paramedical staff
 - a. When < 500 workers, 1 Trained Male Nurse (round the clock deployment)
 - b. When >=500 workers*:
 - i. Registered Medical Practitioner (Qualified MBBS) to be deployed for at least 8 hours in a day, 5 days per week
 - ii. 2 Trained Male Nurses (round the clock deployment)
2. All articles as per Schedule IV of BOCW Central Rules, 1998 to be made available in the Medical Centre (given under for convenience)
3. Basic Facilities/ Requirements to be provided as per location eg. Refrigerator, Air Conditioner, Anti Venom Serums etc.
4. Tie-ups with speciality hospitals to be ensured for referring serious patients

* In case the number of workers is envisaged to exceed 500, a medical practitioner is to be engaged.

SCHEDULE IV (BOCW CENTRAL RULES, 1998) ARTICLES FOR AMBULANCE ROOM [SEE RULE 226 (C)]

- i. A glazed sink with hot and cold water always available.
- ii. A table with a smooth top at least 180 cm x 105 cm.
- iii. Means for sterilising instruments.
- iv. A couch.
- v. Two stretchers.
- vi. Two buckets or containers with close fitting lids.
- vii. Two rubber hot water bags
- viii. A kettle and spirit stove or other suitable means of boiling water.
- ix. Twelve plain wooden splints 900 cm x 100 cm x 6 cm.
- x. Twelve plain wooden splints 350 cm x 75 cm x 6 cm.
- xi. Six plain wooden splints 250 cm x 50 cm x 12 cm.
- xii. Six woollen blankets.
- xiii. Three pairs of artery forceps.
- xiv. One bottle of spiritus annemia aremations (120 ml).
- xv. Smelling salt (60 gm).
- xvi. Two medium size sponges.
- xvii. Six hand towels.
- xviii. Four kidney trays.
- xix. Four cakes of toilet, preferably antiseptic soap.
- xx. Two glass tumblers and tow wine glasses.
- xxi. Two clinical thermometers.
- xxii. Two tea spoons.
- xxiii. Two graduated (120 ml) measuring glasses.
- xxiv. Two minimum measuring glasses.
- xxv. One wash bottle (1000 cc) for washing eyes.
- xxvi. one bottle (one litre) carbolic lotion 1 to 20.
- xxvii. Three chairs.
- xxviii. One screen.
- xxix. One electric hand torch.
- xxx. Four first-aid boxes or cupboards stocked to the standards prescribed in
- xxxi. An adequate supply of tetanus toxide.
- xxxii. Injections—morphia, pethidine, atrophine, adrenaline, coramine, novocaine (6 each).
- xxxiii. Cramine liquid (60 ml).
- xxxiv. Tablets—antihistaminic antispasmodic (25 each).
- xxxv. Syringes with needles—2 cc, 5 cc, 10 cc and 500 cc.

- xxxvi. Three surgical scissors.
- xxxvii. Two needle holders, big and small.
- xxxviii. Suturing needles and materials.
- xxxix. Three dissecting forceps
 - xl. Three dressing forceps
 - xli. Three scalpels.
 - xlii. One stethoscope and a B. P. apparatus.
- xliii. Rubber bandage—pressure bandage.
- xliv. Oxygen cylinder with necessary attachments.
- xlv. Atropine eye ointments.
- xlvi. I. V. Fluids and sets 10 nos.
- xlvii. Suitable, foot operated, covered, refuse containers.
- xlviii. Adequate number of sterilised, paired, latex hand gloves.

B. Ambulance

1. When number of workers is <500:
If the distance to a major hospital capable of handling critical injuries expected at Site is <= 50 KM from Site, then 1 BLS (Basic Life Support)/ Type B Ambulance otherwise ALS* (Advanced Life Support)/ Type D Ambulance
2. If no. of workers increases to >2000 workers one additional BLS Ambulance to be deployed
3. Minimum Articles as per Schedule V of BOCW Central Rules to be ensured in each Ambulance. (given under for convenience)

*Final call to be taken at Site in consultation with all the contractors

SCHEDULE V (BOCW CENTRAL RULES, 1998) CONTENTS OF AMBULANCE VAN OR CARRIAGE [SEE RULE 227]

The Ambulance Van shall have equipment prescribed as under:

- a) General—a portable stretcher with folding and adjusting devices with the Head of the stretcher capable of being tilted upward. Fixed suction unit with equipment. Fixed oxygen supply with equipment. Pillow with case, sheets, blankets, towels, emergency bag, bed pan, urinal glass.
- b) Safety Equipment—Flaros with life of three thousand minutes, floor lights, flash lights, fire extinguishers (dry power type), insulated guntlets.
- c) Emergency Care Equipment—
 - i. **Resuscitation**—Portable suction unit, portable oxygen unit, bag valve mask, hand operated artificial ventilation unit, airways, mouth gag tracheostomy adapters, short spine board, I.V. FLUIDS with administration unit, B. P. manometer cuff stethoscope.
 - ii. **Immobilisation**—Long and short padded boards, wire ladder splints, triangular bandage—long and short spine boards.
 - iii. **Dressing**—Gauze pads—100 m x 100 mm universal dressing 250 x 1000 mm, roll of aluminium foils—soft roller bandages 150 mm x 5 mm yards adhesive tape in 75 mm roll safety pins, bandage sheets, burn sheets.
 - iv. **Poisoning**—Syrup of Ipecac, activated charcoal pre packeted dose, snake bit kit, drinking water.
 - v. **Emergency Medicines**—As per requirement (under the advice of construction Medical Officer).



ANNEXURE A.1

Sample calculation for deduction of operational cost of facilities

Annexure A.1**Cost Calculation Methodology of Operation of Facilities (Data is indicative only)**

(Period of 48 months is considered - shall be on actual basis)

A. Project Info:

Total time of Project	48 months
Project cost	1000 Crore
No. of packages	10 (A1-A10)

B. Item-wise Calculation:

Item	Nos.	Rate	Unit	Amount
Ambulance with Driver	2		Monthly/Unit	170000
Nurse/First aider	2 X 2 shifts	15000	Per month	30000
Training center one time cost	1	100000	Once	100000
Medical center one time cost	1	200000	Once	200000
Medicines at medical center	1	10000	Monthly	10000
Dust supression water tank	2	2000	Monthly	4000
Doctor	1	70000	Monthly	70000
Cleaning staff	1	12000	Monthly	12000
Recurring monthly expenditure				296000
Total one-time expenditure				300000

C. Package-wise Deduction Plan for a period of 48 months

Period (In Months)	6	36	6
	For 1-6 months	For 7-42 months	For 43-48 months
Cost to be incurred from contractors	7%	81%	12%
	1.17% per month	2.25% per month	2.00% per month

D. Calculation For One-Time Running Cost

Packages/ Contracts	A1	A2	A3	A4	A5	A6	A7	A8	A9	A10				
Contract Values (in Thousands)	100000	250000	2000000	200000	500000	1500000	1000000	1000000	250000	200000	7000000			
Share of common facilities one time running cost (in Thousands)	4	11	86	9	21	64	43	43	11	9	Individual Pkg value X Total one time running cost / All Pkg award values			
Timeline of work	1-6	1-8	2-48	6-36	7-15	10-48	6-48	7-40	40-48	41-48				
Month Count of work	6	8	47	31	9	39	43	34	9	8				
Deduction per month (in Thousands)	1	1	2	0	2	2	1	1	1	1	Total of One time Running cost (in thousands)	% deduction share of one time running cost per month	Nos. of active packages in month	
Month No.														
1	1	1									2	1%	2	
2	1	1	2								4	1%	3	
3	1	1	2								4	1%	3	
4	1	1	2								4	1%	3	
5	1	1	2								4	1%	3	
6	1	1	2	0			1				5	2%	5	
7		1	2	0	2		1	1			8	3%	6	
8		1	2	0	2		1	1			8	3%	6	
9			2	0	2		1	1			7	2%	5	
10			2	0	2	2	1	1			8	3%	6	
11			2	0	2	2	1	1			8	3%	6	
12			2	0	2	2	1	1			8	3%	6	
13			2	0	2	2	1	1			8	3%	6	
14			2	0	2	2	1	1			8	3%	6	
15			2	0	2	2	1	1			8	3%	6	
16			2	0		2	1	1			6	2%	5	
17			2	0		2	1	1			6	2%	5	
18			2	0		2	1	1			6	2%	5	
19			2	0		2	1	1			6	2%	5	
20			2	0		2	1	1			6	2%	5	
21			2	0		2	1	1			6	2%	5	
22			2	0		2	1	1			6	2%	5	
23			2	0		2	1	1			6	2%	5	
24			2	0		2	1	1			6	2%	5	
25			2	0		2	1	1			6	2%	5	
26			2	0		2	1	1			6	2%	5	
27			2	0		2	1	1			6	2%	5	
28			2	0		2	1	1			6	2%	5	
29			2	0		2	1	1			6	2%	5	
30			2	0		2	1	1			6	2%	5	
31			2	0		2	1	1			6	2%	5	
32			2	0		2	1	1			6	2%	5	
33			2	0		2	1	1			6	2%	5	
34			2	0		2	1	1			6	2%	5	
35			2	0		2	1	1			6	2%	5	
36			2	0		2	1	1			6	2%	5	
37			2			2	1	1			6	2%	4	
38			2			2	1	1			6	2%	4	
39			2			2	1	1			6	2%	4	
40			2			2	1	1	1		7	2%	5	
41			2			2	1		1	1	7	2%	5	
42			2			2	1		1	1	7	2%	5	
43			2			2	1		1	1	7	2%	5	
44			2			2	1		1	1	7	2%	5	
45			2			2	1		1	1	7	2%	5	
46			2			2	1		1	1	7	2%	5	
47			2			2	1		1	1	7	2%	5	
48			2			2	1		1	1	7	2%	5	
Total	4	11	86	9	21	64	43	43	11	9	300	100%		

D. Calculation For Recurring Running Cost

Packages/ Contracts	A1	A2	A3	A4	A5	A6	A7	A8	A9	A10		
Contract Values (in Thousands)	100000	250000	2000000	200000	500000	1500000	1000000	1000000	250000	200000	7000000	
Timeline of work	1-6	1-8	2-48	6-36	7-15	10-48	6-48	7-40	40-48	41-48	Total of Recurring cost (in thousands)	Nos. of active packages in month
Month No.	6	8	47	31	9	39	43	34	9	8		
1	85	211									296	2
2	13	31	252								296	3
3	13	31	252								296	3
4	13	31	252								296	3
5	13	31	252								296	3
6	8	21	167	17			83				296	5
7		15	120	12	30		60	60			296	6
8		15	120	12	30		60	60			296	6
9			126	13	31		63	63			296	5
10			95	10	24	72	48	48			296	6
11			95	10	24	72	48	48			296	6
12			95	10	24	72	48	48			296	6
13			95	10	24	72	48	48			296	6
14			95	10	24	72	48	48			296	6
15			95	10	24	72	48	48			296	6
16			104	10		78	52	52			296	5
17			104	10		78	52	52			296	5
18			104	10		78	52	52			296	5
19			104	10		78	52	52			296	5
20			104	10		78	52	52			296	5
21			104	10		78	52	52			296	5
22			104	10		78	52	52			296	5
23			104	10		78	52	52			296	5
24			104	10		78	52	52			296	5
25			104	10		78	52	52			296	5
26			104	10		78	52	52			296	5
27			104	10		78	52	52			296	5
28			104	10		78	52	52			296	5
29			104	10		78	52	52			296	5
30			104	10		78	52	52			296	5
31			104	10		78	52	52			296	5
32			104	10		78	52	52			296	5
33			104	10		78	52	52			296	5
34			104	10		78	52	52			296	5
35			104	10		78	52	52			296	5
36			104	10		78	52	52			296	5
37			108			81	54	54			296	4
38			108			81	54	54			296	4
39			108			81	54	54			296	4
40			103			77	51	51	13		296	5
41			120			90	60		15	12	296	5
42			120			90	60		15	12	296	5
43			120			90	60		15	12	296	5
44			120			90	60		15	12	296	5
45			120			90	60		15	12	296	5
46			120			90	60		15	12	296	5
47			120			90	60		15	12	296	5
48			120			90	60		15	12	296	5
Total	143	388	5676	329	235	3102	2334	1772	132	96	14208	



ANNEXURE B

HSE Displays

A. Types of Displays**1. Based on Content**

SN	Type
1.	HSE Hazards & Precautions Height Work, Housekeeping, Fire Safety, PPEs, Hot Work, Lifting & Rigging Activity, Site-specific Hazards – eg. for Refineries, Nuclear plants etc.; COVID Precautions; Environment Protection etc.
2.	Other Displays, Signage etc. HSE Policy, ISO Certificate, Safety Statistics, Assembly Area Location/ Route, Emergency Contact Numbers, Site Safety Rules & Regulations, Speed Limit, Work in Progress, Lock-Out Tag-Out (LOTO) Boards etc.

2. Based on Mounting

[Type 1]	[Type 2]	[Type 3]
Flex Sign Boards of Wooden Frame – directly mounted on Structures (walls, stairs, railings etc.)	Flex Sign Boards with Wooden Frame – mounted on metallic/ wooden legs – preferably double-sided	Coloured weather-proof Paintings on Walls (after due concurrence of BHEL/ Customer – Type 1 in case of no concurrence/ space)

B. General Requirements:

- a. Displays should be weather-proof as per installation location, i.e. rain-proof, wind-proof and sun-proof.
- b. Installation location and size to ensure visibility for the intended viewers (workers and moving personnel)
- c. Displays to have at least 50% graphical elements preferably (as applicable). Language should be understandable by majority of the workers
- d. Displays to be relevant to the hazards in the area
- e. Proper installation to ensure boards don't obstruct activities and should not be prone to fall so as to pose danger
- f. In case of multiple elevations (eg. Boiler, Power-house etc.), each elevation to have displays for applicable hazards including Height-Work, Housekeeping
- g. For temporary work locations, posters/ boards may be erected and shifted after task is over
- h. Minimum size of displays should be A1 unless otherwise specified
- i. In case of damage, displays shall be reviewed and repaired/ replaced
- j. In areas where night work is envisaged, fluorescent displays shall be installed and these should comprise of at least 20-30% of total displays
- k. Total Number of displays to be not less than 1 per 10 workers and are to be dynamically updated based on number of workers

C. Area-wise Displays

Below is list of Area-wise displays that are to be installed at Sites (Numbers, locations may be adjusted for specific requirements)

SN	Area	Suggested Subjects	Minimum Size	Minimum Quantity	Locations
1	Walls/ Foundations/ Cement Structures etc. belonging to the package area	Safety Hazards Prevention and other HSE Awareness content	[Type 3]	As per BHEL assessment from time to time	
2	Site Interior Roads belonging to the package area	At least every 20 meters: 1. Speed Limit Indication, Safe Driving board 2. Boards for hazard awareness	1.As needed [Type 2] 2. A1 or equivalent each [Type 2]	As indicated	Sides of Roads; Height to ensure good visibility
3	Specific Package Areas	<p>A. Common At entry to respective Package/ Work Area, each contractor to put up daily updated board with following for each shift:</p> <ol style="list-style-type: none"> 1. Scope of work and start date 2. Emergency Contact Numbers 3. Emergency Assembly Location, Escape Plan 4. Locations and supervisors of various gangs in the area, 5. Current Work permit Details 6. Safety Supervisor Location assignments - Names, Mobile Nos., Assigned Locations 7. Details (Name, Contact No. etc.) of Package In-charge - Contractor & BHEL 8. Details (Name, Contact No. etc.) of Safety In-charge - Contractor & BHEL 9. LTI Free Man-days & details of last LTI also to be indicated <p>In addition, Area-Specific Displays as indicated in Table 1</p>	A0 [Type 2]	1 per Package Area	Entry/ Ground Level

Table 1
(Area/ Package-wise HSE Display Plan – As applicable)

Prepared By (Subcontractor)				
S. No.	Area	Suggested Minimum No. of Displays & Types	Type	Numbers Installed
1	Boiler	3 per working elevation	[Type 1]	
2	Powerhouse	5 per elevation	[Type 1]	
3	ESP	5 Per Pass	[Type 1]	
4	Buildings	5 per elevation	[Type 1]	
5	Cooling Tower (NDCT/ IDCT/ ACC)	20 per Structure	[Type 1]	
6	Chimney	20 per Structure	[Type 1]	
7	Fabrication Yard	10 per Yard	[Type 2]	
8	Batching Plant	5 per Plant	[Type 1]	
9	Material Storage Yard – Open	20 per Yard	[Type 2]	
10	Material Storage Shed – Semi-Closed/ Closed	10 per Shed	[Type 1]	
11	Electrical Booths	2 per booth + Line diagram, Emergency contact details	[Type 1]	
12	Medical & First Aid Centre	2 per Centre	[Type 1]	
13	Rest Shed	2 per Shed	[Type 1]	
14	Canteen	2 per Canteen	[Type 1]	
15	Drinking Water Area	1 Per Outlet	[Type 1]	
16	Washing Water Area	1 Per Outlet	[Type 1]	
17	Training Centre	10 per room	[Type 1/2]	
18	Assembly Area	5	[Type 1/2]	
19	Stairs	1 per landing elevation	[Type 1]	
20	Cylinder Storage Area	5 + Signage: Type of Gas, Empty, Filled etc.	[Type 1/2]	
21	Labor Colony	Electrical Safety with Distribution Plan/ Line Diagram - 1 COVID Precautions Posters – 5 Safety Awareness Posters – 10 Hygiene awareness posters - 2	[Type 1]	
22	Others	As per requirement	[Type 1/2]	

Date:

Sign (Contractor)

Sign (BHEL)



ANNEXURE C

HSE Tools/ Equipment/ Devices

Following equipment conforming to relevant IS/ISO/BS Codes/ Standards in indicated quantities shall be ensured by subcontractor. This list is tentative, not exhaustive. Quantity and date/ period of deployment shall be as per site requirement.

A. HSE Tools/ Equipment/ Devices

SN	Item
1	Lifelines
2	Retractable Fall Arrestors
3	Safety Nets (10m X 5m) fire proof double mesh
4	Sky Climbers
5	Fire Blanket
6	Honey Bee Removal Suit & Kit
7	Scaffolding Pipes
8	Flashback Arrestors
9	Barricading Tape
10	Binoculars
11	Walkie-Talkies
12	LOTO kit
13	24-Volt light
14	Sand Buckets
15	Hard barricading Pipes
16	Standby Fire kits
17	Hand-held Megaphone
18	Small Public Address System
19	Foldable Stretcher
20	Height Rescue Kit (Non-Motorized)
	(Others:)

B. Test & Measurement Devices

SN	Device
1	ELCB Tester
2	Multi meter (Light cables)
3	Earth Resistance Meter
4	Lux Meter
5	Sound Meter
6	Anemometer
7	Breath Analyzer (Alcohol)
8	Multi-gas dozi-meter/ detector
9	Gas leakage detector / alarm
10	Gas monitor (confined space)
11	Radiation meter & Badges
12	Blood Pressure Monitor
13	Fire detectors
14	Hand held signaling light
	(Others:)



ANNEXURE D

Rest Sheds

1. Determining the Number, Sizes and Locations of Rest Shelters

i. **Numbers:**

The number of rest shelters shall be determined based on maximum number of workers at any one time (across all shifts). Formula is:

W_{max} = Maximum number of workers at any time in the Site

Space per worker = 1.1 sq meter

Total space required, T_{space} = $W_{max} \times 1.1$

Based on total space requirement calculated above, the number of rest sheds can be decided according to availability of locations and concentration of workers – so as to ensure the required space.

ii. **Locations:**

The rest sheds should be so located so as to minimize the distance to be travelled by the workers from their locations of work considering all the practical constraints

iii. **Other:**

The Rest shelter should be fenced so that it cannot be used as parking area.

2. Design & Construction of Rest Sheds

a. **Permanent/ Long duration Rest Sheds**

- i. For locations where, permanent rest sheds can be constructed without possibility of removal for relatively long period of time, a semi-closed shed can be constructed covered with tin roof and supported with well-grouted beams. The floor of the shed to be preferably cemented/ solidified.
- ii. Adequate structural requirements suitable to the local weather (wind/ rain etc.) to be ensured.
- iii. The design of the rest shed to be approved by Civil Engineering Department of BHEL Site before commencing work

b. **Temporary/ Movable/ Portable Rest Sheds**

- i. For locations where, permanent rest sheds cannot be constructed either due to non-availability of permanent location or other reasons, temporary rest shed shall be constructed.
- ii. Temporary rest sheds shall comprise of Tent arrangement carried out by professional agencies

3. Amenities in Rest Sheds

a. **Essential Amenities**

Following amenities shall be essentially ensured in a rest shed:

- i. Hygienic environment with regular cleaning and housekeeping (with records)
- ii. Adequate illumination
- iii. Adequate ventilation/ heating as per weather conditions
- iv. Clean Drinking water source
- v. Hand Washing area
- vi. Toilets & Urinals
- vii. Benches/ mats for sitting/ lying
- viii. Any other essential requirement deemed necessary by the Site
- ix. Dust bins of sufficient quantity/ size that are vacated each day/ as per requirement

b. **Additional/ Optional Amenities**

Following amenities are optional but are recommended to enhance the level of satisfaction of work force:

- i. Hot/ Cold drinks (Tea, Coffee, Glucose etc.) as per requirement
- ii. Snacks
- iii. Fans/ Coolers/ Heating arrangements as per requirement and weather conditions
- iv. A nice, welcoming interior design, music etc.
- v. Water cooler

4. Health & Safety Requirements of Rest Sheds

Use of asbestos in construction is banned and shall not be used.

In addition, following essential Safety features shall be ensured in Rest sheds:

- i. Availability of Fire extinguishers (preferably CO2 type)
- ii. Display of Safety Posters
- iii. Pest/ reptile protection
- iv. Mosquito prevention measures

5. Note:

Any suitable closed spaces/ newly constructed buildings etc. available at project may also be used for the purpose of rest shed with due concurrence of BHEL



ANNEXURE E

Labor Colony

1. These Guidelines suggest minimum requirements. However, additional requirements based on feasibility and circumstances, while adhering to directions of GOI/District Administration/Local Authority guidelines to be considered
2. Norms for social distancing, training/ awareness, face masks, disinfection, sanitization, gate entry, quarantine, medical, action in case of suspect cases of COVID and other communicable diseases etc. to be followed as per Govt. and BHEL guidelines issued from time to time
3. Labor colony to be developed as close to the Site as possible to avoid lengthy commute
4. A "Suggestion Register" shall be made available at the labor colony for residents. The feedback shall be reviewed on weekly basis and acted upon by concerned Contractor. Same shall be reviewed periodically by authorized BHEL Site Official.
5. **Canteens, Latrines & Urinals, Washing Facilities, Creches, Residential Accommodation and other infrastructure/ facilities:**
Numbers/ Quantities and Features of these facilities shall be in line with the following as applicable:
 - a. BOCW Act & State Rules
 - b. The Inter-State Migrant Workmen (Regulation of Employment and Conditions of Service) Act & State Rules
 - c. Factories Act & State Rules
 - d. Other Relevant Acts & Rules
6. **Cleanliness & Hygiene/ Housekeeping:**
 - a. Regular cleaning of the labor colony to be ensured.
 - b. Daily cleaning of Sanitary facilities.
 - c. Proper drainage system to prevent water-logging
 - d. Regular fogging to prevent spread of mosquitoes
 - e. Prevention of foul smell through necessary interventions
 - f. Dust suppression as per requirement
 - g. Cutting of Grass at regular intervals and other necessary measures to prevent pests & reptiles
 - h. Stray animals to be banned from labor colony.
 - i. Outside every common facility, eg. Toilet, washroom, food hall/ canteen etc., provision of washbasin with flowing water and soap (preferably liquid soap) to be ensured
7. **Power Supply Layout:**
Electrical supply Layout of Labor Colony shall have the provision of Safety devices like MCBs, ELCBs etc. and to be clearly displayed
8. **Washing & Drinking Water Availability**
 - a. Adequate water to be provided in line with: "Estimation of Water Requirements for Drinking and Domestic Use (Source: National Building Code 2016, BIS)"
 - b. Drinking water tank to be cleaned every week and sticker for the same pasted on the tank
 - c. Drinking water source should be tested as per IS 10500
9. **Waste Disposal:** Separate bins for dry, wet and biomedical waste to be installed. These bins to be evacuated regularly
10. **Training & Awareness/ Displays**
 - a. **HSE Awareness Displays:** Posters/ banners/ boards to be displayed in labor colony. Subjects of displays shall be precautions for applicable hazards at work site.
 - b. **Emergency Contact Numbers** including that of Doctor, Hospital, Labor Colony Supervisor, HSE Officials to be displayed prominently

11. Doctor Visits:

Regular and need-based visits by Doctors to be ensured through tie-ups etc.

12. Inspection & Review: Regular inspection of labor accommodation to be carried out by the Contractor as per prescribed format. Last inspection date, inspector and next due date to be prominently indicated near main gate

13. Provision of a Fair Price shop in the premises to be ensured as per requirement

14. Adequate arrangements to be ensured in case of children/ families



ANNEXURE F

Toilets

Toilets (Latrines and urinals shall be ensured at Site and Labor Colony in accordance with the Inter-State Migrant Workmen Act, 1979 as given below:

LATRINES	URINALS
<p>1. Latrines shall be provided in every establishment on the following scale, namely: -</p> <p>a. Where females are employed, there shall be at least one latrine for every 25 females;</p> <p>b. Where males are employed, there shall be at least one latrine for every 25 males:</p> <p>Provided that where the number of males or females exceeds 190, it shall be sufficient if there is one latrine for 25 males or females, as the case may be, up to the first 100, and one for every 30 thereafter</p> <p>2. Every latrine shall be under cover and so partitioned off as to secure privacy, and shall have a proper door and fastenings.</p>	<p>1. There shall be at least one urinal for male workers up to fifty and one for female up to fifty employed at a time:</p> <p>Provided that where the number of male or female workmen, as the case may be, exceeds 500 it shall be sufficient if there is one urinal for every fifty females up to the first 500 and one for every 100 or part thereof thereafter.</p> <p>2. The urinals shall be designed and located so as to ensure privacy.</p>

Important:

- Where workers of both sexes are employed there shall be displayed outside each block of latrine and urinal a notice in the language understood by the majority of the workers '**For Men Only**', or '**For Women Only**', as the case may be.
- The notice shall also bear the figure of a man or of a woman, as the case may be.
- The latrines and urinals shall be conveniently situated and accessible to workers at all times at the establishment.
- The latrines and urinals shall be adequately lighted and shall be maintained in a clean and sanitary condition at all times.
- Latrines and urinals other than those connected with a flush sewage system shall comply with the requirements of the public health authorities.
- Water shall be provided by the means of tap or otherwise so as to be conveniently accessible in or near the latrines and urinals.
- At Site, on ground, **Modular Bio-toilets** as per industry standard specifications and regular professional cleaning shall be ensured. The toilets should be sufficient in number and easily accessible to workers from every work area
- At Site, in various elevations, suitable urinals with proper drainage to be ensured at each elevation in line with IS 2064 (1993). Same to be cleaned regularly



ANNEXURE G

Fire Extinguishers

SN	Type of Fire Risk (Class of Fire)	Extinguishing Medium & Relevant INDIAN STANDARD	Scale of Equipment (Minimum recommended)
1.	CLASS 'A' Fires involving ordinary combustible materials like wood, paper, textiles, rubber etc. (Ordinary hazard or low fire load)	WATER Soda acid type, water type (gas pressure) and water type (constant air pressure) IS: 934 -1976; IS: 940 -1976; IS: 6234 -1971	For every 600 square meter floor area or part, one 9-litre capacity. Minimum 4 numbers per floor or room; should not be required to travel more than 15 meter to reach any extinguisher.
2.	CLASS 'A' (Extra hazard & high fire load)	-do	-do – (Also, consult local fire authority).
3.	CLASS 'A' (Special hazards)	-do	-do – Extra provision For every 100 square meter floor area or part, one 4.5 Kg. CO ₂ ; minimum 2 numbers per room; should not be required to travel more than 10 meter to reach any extinguisher.
4.	CLASS 'B' (Fires in flammable liquids like oils, solvents, petroleum, products, varnishes, paints, etc. where blanketing effect is essential) (Storage and handling in small quantities)	FOAM / CARBON DIOXIDE / DRY CHEMICAL POWDER IS: 933 -1976; IS: 2878 1976; IS: 2171 1976; IS: 4308 -1982	For every 50 square meter floor area or part, 2 numbers 9 -liters foam or 5 kg dry powder; should not be required to travel more than 10 m in the area of storage to reach any extinguisher.
5.	CLASS 'B' (Bulk storage other than in tank form))	-do -	-do- (but minimum 3 numbers per room)
6.	CLASS 'C' (Fires involving gaseous substances under pressure where it is necessary to dilute the burning gas at a very fast rate with an inert gas or powder) (storage and handling of gas cylinders)	CARBON DIOXIDE / DRY CHEM. POWDER. The best way to extinguish such fire is by stopping the flow of fuel gas to the fire. Container is kept cool with water spray. IS: 2878 1976; IS: 2171 -1976; IS: 4308 -1982	For every 100 square meter floor area or part; 2 numbers, 10 kg powder extinguisher or 6 kg CO ₂ ; minimum 3 nos. per room; should not be required to travel more than 10 meter to reach any extinguisher.
7.	CLASS 'D' Fires involving metals like magnesium, aluminum, zinc, potassium etc. where the burning metal is reactive to water and which require special extinguishing media or technique	SPECIAL DRY POWDER IS: 2171 -1976 IS: 4861 -1968	For every 50 square meter floor area or part, 2 nos. 5 kg special dry powder; minimum 3 nos. per room; should not be required to travel more than 10 meter to reach any extinguisher.
8.	MIXED OCCUPANCY (electrical); Generators; Transformers; etc.	CARBON DIOXIDE DRY POWDER, IS: 2878 1976; IS: 2171 -1976	For every 100 square meter floor area or part one 10 kg CO ₂ . Minimum 2 numbers for every location should not be required to travel more than 10 meter to reach an extinguisher.

Note: Due to peculiarities of the power plant construction sites, there would be locations in the construction areas of Boiler, Turbine, Generator, Transformer, etc. where different types of fire risk (classes of fire) may co-exist. Special care shall be taken while selecting and installing portable fire extinguishers for such locations so that all types of fire risk that may co-exist, are adequately covered. Similar special care shall be taken for storage areas.

- a. All Electrical welding booths shall be equipped with appropriate Fire Extinguisher

- b. Appropriate Fire Extinguishers shall be made within easy reach of all welding operations
- c. Fire extinguishers shall be regularly tested and last checked date to be indicated on each. Master list shall be prepared with location and details
- d. Providing appropriate fire-fighting equipment at designated work place and nominate a fire officer/warden adequately trained for his job.
- e. Subcontractor shall provide enough fire protecting equipment of the types and numbers at his office, stores, temporary structure in labour colony etc. Such fire protection equipment shall be easy and kept open at all times.
- f. The fire extinguishers shall be properly refilled and kept ready which should be certified at periodic intervals. The date of changing should be marked on the Cylinders.
- g. All other fire safety measures as laid down in the “codes for fire safety at construction site” issued by safety coordinator of BHEL shall be followed.
- h. Non-compliance of the above requirement under fire protection shall in no way relieve the subcontractor of any of his responsibility and liabilities to fire incident occurring either to his materials or equipment or those of others.
- i. Emergency contacts nos. must be displayed at prominent locations
- j. Tarpaulin being inflammable should not be used (instead, only non-infusible covering materials shall be used) as protective cover while preheating, welding, stress relieving etc. at site.



ANNEXURE H

HSE Compliance Certificate

Bill Ref no: _____ Date: _____

NAME OF THE AGENCY: _____ Work-Area/Package: _____

Sl. No.	Description	Remarks
1	<u>HOUSE KEEPING:</u>	
1.1	All working areas at site (specific to the agency) are free from garbage's, scraps & any other undesired non-plant materials. There is no encroachment in safe passage of man, material & T&P to carry out activities safely	
1.2	All the plant materials under the custody of the agency are stacked & stored properly.	
2	<u>GENERAL ILLUMINATION:</u>	
2.1	ALL the working areas at site & office of the agency including passages are having proper & sufficient illumination.	
3	<u>STATUTORY & REGULATORY REQUIREMENT:</u>	
3.1	Sufficient water for drinking & other purposes and sanitation in work area and labour colony are available.	
3.2	Periodical Medical check-up of workers & staff done regularly & report submitted to BHEL	
3.3	Regular EYE testing is done for Crane operators/Welders and data's are available with agency	
3.4	All the T&P, Cranes etc used by the agency are having proper T.Cs & Fitness certificate available from competent authority.	
4	<u>SAFETY COMPLIANCE:</u>	
4.1	Number of Tool box meetings between Safety officers, erection staff & workers of the agency held in this month with location mentioned	
4.2	All precautions & Safety measures including PPE compliances are taken before working at HEIGHT	
4.3	Permit for working at Height is taken & complied accordingly	
4.4	ELCB is used in Construction Power Supply source by the agency & Proper Distribution board and electrical cabling has been used by the agency and regularly checked by electrician & safety officer of the agency	
4.5	Unsafe areas barricaded properly & unsafe opening closed properly	
4.6	Proper Platforms & Hand-rails used In areas earmarked earlier	
4.7	Proper safety signage's, Slogans & Emergency contact phone numbers including FIRE contact nos. are made available by the agency in locations mentioned	
5	Whether any penalty imposed by BHEL towards non-compliance of above points.	

<u>VENDOR'S SIGNATURE</u>	
Erection Engineer	
HSE Officer	
Site-in-Charge	

<u>BHEL'S SIGNATURE</u>	
Erection Engineer	
HSE Officer	
Package-in-Charge	



ANNEXURE I

Activity-Specific Safety Precautions/ Controls

INDEX OF CONTENTS

S. No.	Description	Page No.
1.	General	2
2.	Work at height	2
2.1	Personnel fall protection system must include	3
2.2	Working Platform	4
2.3	Scaffolding	5
2.4	Ladder Safety	7
3.	Excavation & Civil Works	8
3.1	Excavation	8
3.2	Piling	9
3.3	Batching Plant Operation	9
3.4	Mobile Plant	10
3.5	Concrete Vibrators	11
3.6	Concrete Mixers	11
4.	Welding & Gas Cutting Safety (Hot Work)	11
5.	Lifting & Rigging Safety	13
5.1	Cranes & Hoisting Equipment	15
6.	Demolition Work	20
7.	T&Ps General	21
8.	Chemical Handling	21
9.	Electrical Safety	21
10.	Use Of Hand Tools And Power-Operated Tools	25
11.	Start Up, Commissioning And Testing:	27
12.	Fire Safety	27
13.	Painting	28
14.	Hazardous Energy” Control Procedure/ Lockout/Tagout (LOTO)	30
15.	Risk Assessment	37
16.	HSE Preparedness For Adverse Climates And Weather	38
16.1	Summer	38
16.2	Monsoon	39
16.3	Emergency Weather Conditions	41
16.4	Prevention Of Covid-19 At Project Site & Labor Colony	42
16.5	Noise Mitigation	44

General

The philosophy of hierarchy of controls as below shall be followed

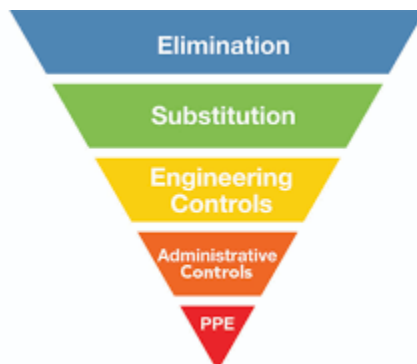


Fig. 1.1

It shall be ensured that there are multiple protections against any accident/ incident. For example, for height work there shall be safe platforms and walkways, Safety Nets and Lifelines for hooking double lanyard Safety harness by workers.

Monitoring and modifying worker behavior shall be part of ensuring safety. All personnel should be competent and trained for the job

Brief Safety guidelines for various hazardous activities are indicated below, besides the mandatory requirements based on Hazard Identification studies, HSE Procedures, Operational Control Procedures, Work Permits, applicable Indian Standard Codes and other provisions detailed in this document. Constant supervision at all times to be maintained by Execution & Safety Team to ensure implementation of these provisions.

1. WORK AT HEIGHT:

- a. All work at height above 2 meter above ground level without complete platforms, handrails and other related fall protection shall require a work permit in the prescribed form. This shall require approval by the competent authority. The HSE officer of sub-contractors shall follow the checklist religiously by physically verifying the condition of the work area before recommending for approval.
- b. Prior to the start of work at elevation, the HSE Officer involved with the work must meet the work supervisor to review the scope of work, and must review all the possible fall hazards and effective safety responses. The evaluation / analysis must be documented and kept on file and on site by the HSE Officer.
- c. Whenever a fall hazard or other exposure exists for working at heights more than 2.0m/6ft, the nature and scope of work will be evaluated for conditions and environmental factors before selecting the appropriate fall protection system (active, passive or a combination of measures, as appropriate).
- d. All Engineering and Administrative Controls including barricading, safe platform, Safety Nets etc. shall be made available at work location. Under no circumstances, there shall be total reliance on PPEs only
- e. **Safety Nets**
 - i. Contractor shall maintain sufficient stock of Safety Nets for deployment
 - ii. Safety Nets as per IS: 11057:1984 should be used extensively for prevention / arrest men and materials falling from height.
 - iii. The safety nets shall be fire resistant, duly tested and shall be of ISI marked.

- iv. Safety Nets shall be deployed below all platforms where height work is envisaged. Duration of work, delay shall be no excuses for non-installation of Safety Net
- f. Reaching beyond barricaded area without lifeline support, moving with support of bracings, walking on beams without support, jumping from one level to another, throwing objects and taking shortcut must be discouraged.
- g. Monkey Ladder shall be fitted with cages. Rope ladder should be discouraged.
- h. In case of pipe-rack, persons should not walk on pipes and walk on platforms only.
- i. In case of roof work, walking ladder/ platform should be provided along with lifeline and/ or fall arrestor.
- j. For chimney or structure painting, both hanging platform and men should be anchored separately to a firm structure along with separate fall arrestor.
- k. The procedures for the safety response to identified fall hazards developed and rescue plans must be reviewed with all individuals exposed to the hazards.
- l. The HSE Officer must establish an inspection process of fall protection systems. Some equipment requires documented inspections by its manufacture on a regular schedule. Such equipment must have evidence of the inspection and re-certification process on it. This information must be reviewed before the equipment is actually used. Individuals must visually inspect the fall protection equipment before each use. Failure to complete this inspection process could result in serious injury or death.
- m. Immediately remove from service any fall protection equipment that is identified as defective, damaged, or has been subjected to an impact. Damaged fall protective equipment must be destroyed to prevent re-use and not be discarded into trash containers, as the worn or damaged equipment could be unintentionally re-used.
- n. Aerial lifting devices, excluding scissor lifts require the use of full body harnesses and lanyards in any elevated position.
- o. Where Height related works are applicable then rescue team (consist of 5- 10 person) shall be identified and trained for potential rescue.

1.1 Personnel fall protection system must include:

a. Safety Harness

All height workers must use Full Body Safety harness with double lanyards with shock absorber (only). The primary lanyard is never unhooked until the secondary lanyard is secure. The design of the working platform should be such that under no circumstances, worker should have both lanyards unhooked while at height.

b. Lanyard

- i. The type of work and the environment conditions determine lanyard and lifeline selection. If welding, chemical cleaning that may damage lanyards, connectors or lifelines, sandblasting, etc., either protect the components or use more appropriate type of system.
- ii. Lanyards and lifelines must incorporate, or be used with, an appropriate deceleration (shock absorbing) device. Deceleration devices include rope grabs, rip-stitch lanyards, specially woven lanyards, tearing, or deforming lanyards, automatic self-retracting lifelines and lanyards which dissipate or limit the energy imposed on the employee during fall arrest.
- iii. Once in use, the system's effectiveness is to be monitored. In some cases, a program for cleaning and maintaining the system may be necessary. Lanyard and lifelines must use locking snap hooks only and under

no circumstances must two lanyard snap hooks be connected.

c. Lifeline

All lifelines in general are to be made of min 12mm dia. steel rope (plastic coated) and tied to columns with 3 clamps at each end. Wherever columns are not available to tie the lifelines, the vertical posts as per the design below are to be provided after carrying out drop load test initially. A load of 240kg to be dropped off the mid-point of lifeline in this test.

d. Lifeline Post

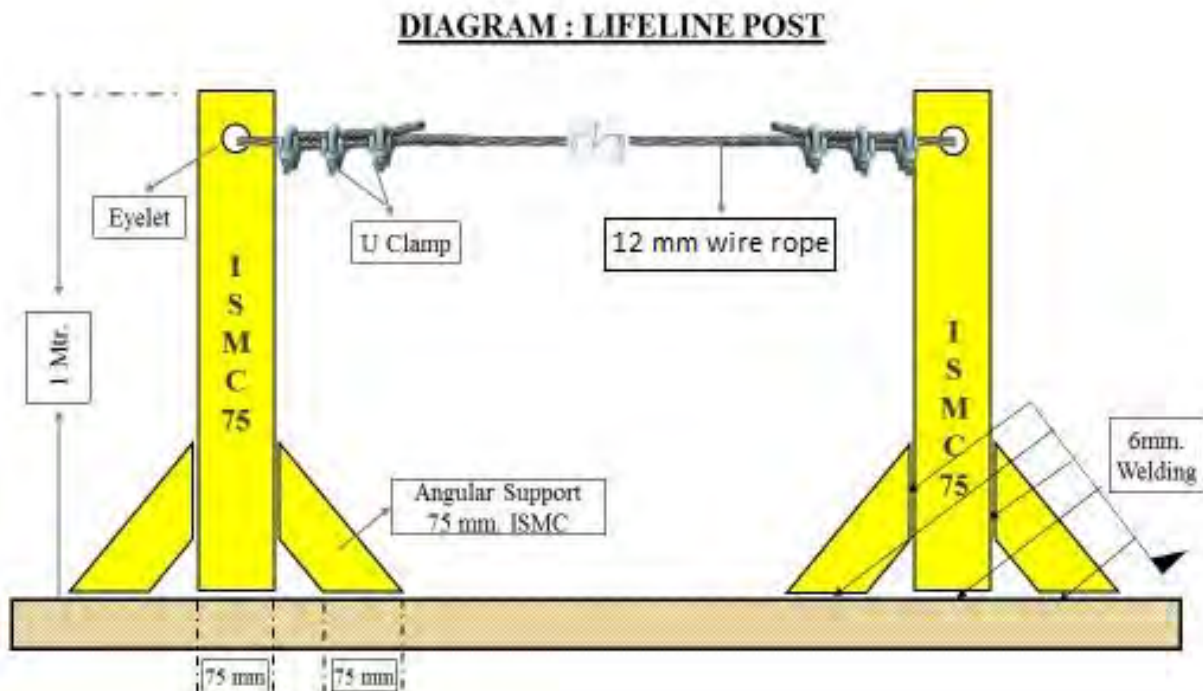


Fig. 2.1 Lifeline Post

- i. The support at vertical post shall be fixed at end-to-end (welded/ bolted). The maximum length of one end to another end shall be 6 meters
- ii. If the length of a lifeline is more than 6 meters, then intermediate vertical post(s) are to be used. Such intermediate post(s) will act as supports and the lifeline rope should simply pass through the eyelets (holes) of such supports without being anchored
- iii. The lifeline need not be wrapped / clamped to any intermediate post
- iv. Such intermediate posts must be used at an interval of every 6 meters
- v. The post(s) in which the original lifeline is to be installed should be capable of sustaining a tensile stress of 2268 Kgs.
- vi. In a horizontal lifeline installation, maximum allowable sagging is 500-600 mm
- vii. For a single spun lifeline, no more than 3(Three Nos.) persons are allowed to work; for more than two workers, another lifeline should be installed
- viii. Horizontal lifeline should be so installed that it does not impede safe movement of workers
- ix. All the installation work must be carried out by competent person with adequate knowledge

1.2 Working Platform

- a. Working platforms, gangways and stairways shall be so constructed that they do not sag unduly or unequally and if the height of the platform gangways provided is more than 3.6 m above ground level or

floor level, they shall be closely boarded and shall have adequate width, which shall not be less than 750 mm and be suitably fenced.

b. Precautions against the fall of Materials, Persons and Collapse of Structures:

- i. Every opening in the floor or a building or in a working platform shall be suitably barricaded to prevent the fall of persons by providing suitable fencing or railing whose minimum height shall be 90 cm.
- ii. Adequate precautions should be taken such as the provision of fencing, or barriers to protect any person who might be injured by the fall of materials, or tools or equipment being raised or lowered. Hard barricading shall be made at such places made of scaffolding pipe & clamps covered with reflective net. Cradle may be used for lifting materials - however this shall be made of MS angles and flats only and duly certified by the HSE officer. Operators may also use designed containers for lifting small tools.
- iii. Guardrails (including scaffolding) erected over/adjacent working areas must have the guardrails screened (opening < 0.5), to prevent material from falling outside the platform/decking.
- iv. Guardrails must be able to withstand a 200-pound force exerted in any one direction.
- v. Where necessary to prevent danger, guys, stays or supports should be used or other effective precautions should be taken to prevent the collapse of structures or parts of structures that are being erected, maintained, repaired, dismantled or demolished.
- vi. All openings through which workers are liable to fall should be kept effectively covered or fenced and indicated in the most appropriate manner.
- vii. Guardrails and toe-board/barricades and sound platform conforming to IS: 4912-1978 and other Indian laws and r

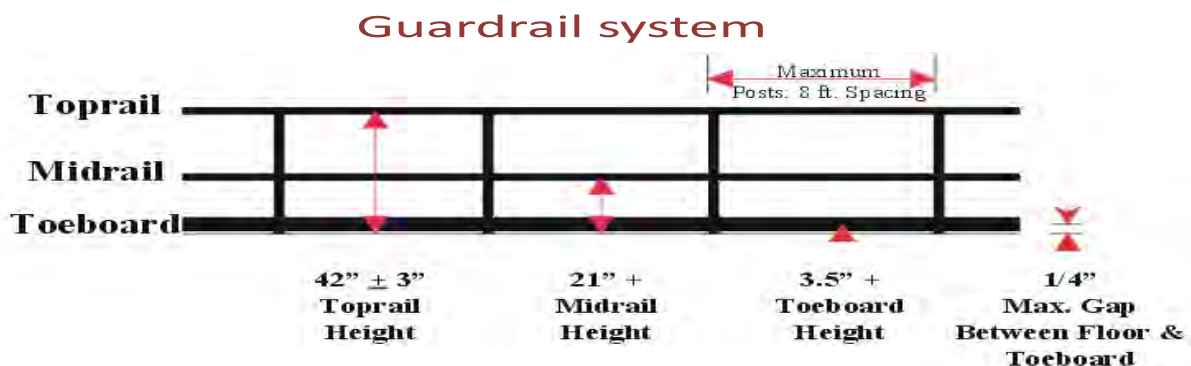


Fig. 2.2 Guard Rail System

- viii. Guardrails shall be provided to protect workers from falling from elevated work places. The rails are generally made of MS pipes of suitable dia. Rebar shall not be used for any handrails, ladder or cover purpose. Wherever the guard-rails and toe-boards cannot be provided:
 - a. adequate safety nets or safety sheets shall be erected and maintained; or
 - b. adequate safety harnesses shall be provided and used and / or
 - c. adequate fall arrestor shall be provided and used.

As mentioned under PPE clause, all these PPEs shall be defect free and regularly inspected for any defect.

The full body safety harness shall have double lanyard only with max 1.8m length.

- ix. The monkey ladders shall have sufficient fall arrestors. Adequate lifelines of 8mm steel wire rope shall be provided across the work area.
- x. The HSE officer shall recommend appropriate PPEs after analyzing hazards and risks involved.

1.3 Scaffolding

All scaffolds shall be conformant to the relevant standards including IS 3696 and IS 4014 as applicable. A sketch of the scaffolds proposed to be used shall be prepared and approval of the BHEL Engineer obtained prior to construction / use. Only cup lock type scaffoldings will be allowed in site. Where cup lock type scaffolding arrangement is not feasible by the virtue of the location, in that case only pipe and clamp type scaffolding will be allowed.

- a. The scaffolding work must be carried out by a competent person, who shall train the scaffold users on safety aspects
- b. All scaffolds shall be erected / dismantled by scaffolding crew under direct supervision of competent scaffolding supervisors.
- c. All scaffolds shall be capable of supporting 4 times maximum intended load and erected on sound, rigid footing, capable of carrying the maximum intended load without settling or displacement. Bamboo scaffolding is not permitted for use on site.
- d. Each employee on the scaffold shall use an approved safety harness attached to an independent lifeline. The lifeline is to be securely attached to substantial members of the structure (not the scaffold itself) or to securely rigged lines, which shall safely suspend a worker in event of a fall.
- e. Guard rails and toe boards shall be installed on all open sides and ends of platforms more than (2) meters above ground or floor
- f. Scaffold planks must be at least 5 cm x 25 cm (2" x 10") full thickness lumber scaffold grade or better.
- g. Scaffold planks shall not span distances greater than 2.5 meters (8 feet).
- h. Scaffold planks shall extend over end supports not less than 6 inches nor more than 12 inches and be secured to the scaffold. Scaffolding and accessories with defective parts shall be immediately repaired or replaced.
- i. All scaffolding must be a minimum of two planks wide. No one may work from a single plank.
- j. Scaffold planks must be inspected before use. Planks that have been damaged must be removed from the site.
- k. Access ladders must be provided for each scaffold. Climbing the end frames is prohibited unless the design incorporates an approved ladder.
- l. Adequate mudsills or other rigid footing capable of withstanding the maximum intended load must be provided.
- m. Scaffolds more the 6 meters (20 feet) in height must be tied to the building or structure at intervals which do not exceed 4 meters (13 feet) vertically and 6 meters (20 feet) horizontally.
- n. Do not overload scaffolds. Material should be brought up as needed. Scaffolding must not be loaded in excess of its rated capacity.
- o. Barrels, boxes, kegs, blocks or similar unstable object must never be used as work platforms or to support scaffold.
- p. Where persons must work under or pass under a scaffold then a 18 gauge wire mesh screen must be installed between the toe board and guard rail.
- q. Employees exposed to overhead hazards while working on a scaffold will be protected by 5 cm (2") thick planks.
- r. Wooden/bamboo ladders shall not be allowed at any cost. Ladder's rungs shall be fitted /welded

properly. Before every use the rungs should be checked for safe use.

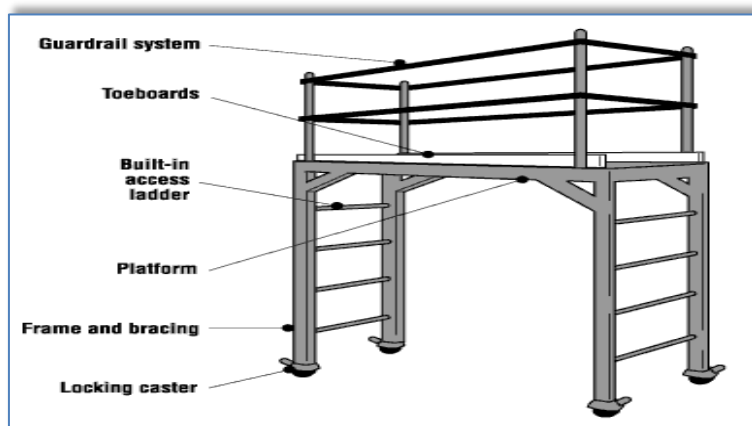
- s. Wooden scaffolds shall not be used in areas where fire / fire products are expected
- t. Ropes made of jute / Plastic and other fire prone material shall not be used to tie up scaffolding components together
- u. The platform should have permanent hand rail and mid rail with Toe board without fail.
- v. All platforms are to be tightly planked for the full width of the scaffold, except as may be necessary for entrance openings. Platforms shall be secured in place.
- w. On suspension scaffolds designed for a working load of 500 pounds, no more than two workers are permitted to work on the scaffold simultaneously. On suspension scaffolds with a working load of 750 pounds, no more than three workers are permitted on the scaffold simultaneously.
- x. **Requirements for different types of Scaffolds:**

A. Suspended Scaffold

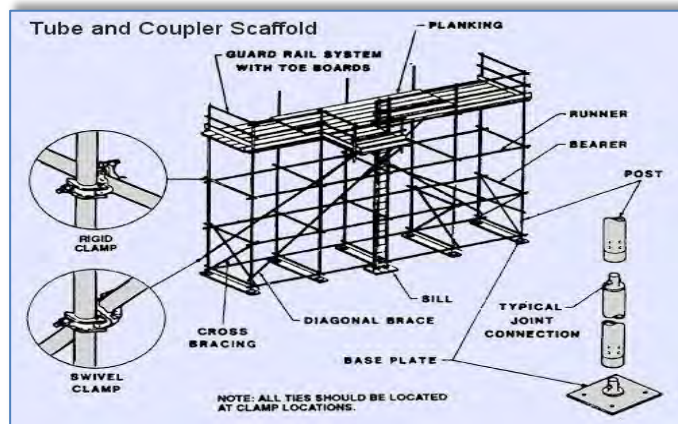
- i. Suspended scaffolds are platforms suspended by ropes, or other non-rigid means, from an overhead structure.
- ii. Requirements for use are to be preapproved by HSE Head, under a specific Permit to Work.

B. Rolling Scaffolds

- i. The height of rolling scaffolds shall not exceed three times the minimum base dimension.
- ii. The minimum base dimension of rolling scaffold will be 1.25 meters (4 feet).
- iii. Adequate help must be provided when moving a rolling scaffold.
- iv. Secure or remove all loose materials, equipment and tools before moving a rolling scaffold.
- v. No one is permitted to ride a rolling scaffold when it is being moved. Castor brakes must be locked-on when the scaffold is not being moved.



Rolling Scaffold



Tube & Coupler Scaffold

Fig. 2.3 Types of Scaffolds

1.4 Ladder Safety

A sketch of the ladders proposed to be used shall be prepared and approval of the BHEL Engineer obtained prior to construction / use

a. Safe Use of Ladders:

- i. Fall protection is required when working on a ladder above 2 meters and when climbing above nearby guardrails.

- ii. Ladders must be inspected prior to use and by a competent person quarterly, with documentation.
- iii. Use portable ladders for height up to 4 M only
- iv. Provide fixed ladders for height above 4 M
- v. Place the ladder at an angle of 75 degrees (approx.) from the horizontal (1:4)
- vi. Extend ladder at least 1 M above the top landing
- vii. Secure top and bottom of the ladder firmly to prevent displacement- anti skid lining at the bottom
- viii. Ensure that the width of the ladder is not less than 300 mm and distance between rungs is not more than 300 mm
- ix. Provide landings of minimum size 600 x 600 mm at intervals not more than 6 M for fixed ladders. Check the ladders daily for any defects
- x. Ensure that the areas around base and top of the ladder are clear. Getting on and off the ladder is more hazardous than using it. Use a mudsill if the ladder is to rest on soft, loose or rough soil
- xi. Do not use ladders of conducting material near power lines, and only use ladders near power line or other energize system with exposed parts if they are confirmed locked-out and de-energized.
- xii. Stand no higher than the fourth rung from the top for carrying out any job standing on a ladder.
- xiii. Never reach out from a ladder to perform work where your belt buckle protrudes past the ladder rung.
- xiv. Always face the ladder while climbing up or down
- xv. Maintain three-point contact while climbing up or down a ladder i.e. two hands and one foot or two feet and one hand on the ladder at all the times.
- xvi. Avoid climbing up or down a ladder while carrying anything in hands. Lift tools, equipment and materials with a rope.
- xvii. Work from portable and extension ladders near guardrail where fall expose exists over the guardrail regardless of height, and above 2.0 mtr. heights from the working/walking surface will require the use of personal fall arrest equipment

2. EXCAVATION & CIVIL WORKS

All safety precautions shall be taken for foundation and other excavation marks as per IS-3764.

2.1 Excavation

The following safety measures are to be ensured before and during excavation:

- a. All Excavation activities more than with depth of 1.22 meter or more shall require and Excavation Work Permit
- b. Check for underground utilities like electrical / telephone cables, sewage, water lines and proper care has to be exercised to protect and prevent damage to it.
- c. Electrical cables and service lines to be identified using cable detector/locator device before carrying out the excavation work
- d. Proper and adequate slope is maintained while excavating
- e. Adequate shoring or sheeting is done wherever require to prevent soil sliding
- f. Safe access through ladder or steps for exit & entry to excavation
- g. No material /excavated soil is kept within one meter from the edge
- h. Safe way is planned and provided for movement of HEM /transport equipment near excavation
- i. Safety helmet and shoes/gum boots are provided and worn by the workmen at excavation works

- j. Dewatering arrangement is made where water seepage is prevailed.
- k. Stop blocks are provided to avoid vehicles reversing into the excavated trenches
- l. Danger signs /Caution boards are displayed at work spot
- m. Hard Barricading is provided at excavated pits. It should be made of scaffolding pipe and clamp with reflective nets.
- n. All Excavated area of depth 3mtr or more is to be hard barricaded with pipe.

Soil Type	Height/Depth ratio	Slope Angle
Stable Rock	Vertical	90 deg.
Type A	¾ : 1	53 deg.
Type B	1 : 1	45 deg.
Type C	1½ : 1	34 deg.

Determining Soil Type		
Type	Description	Examples
A	Cohesive soils with an unconfined compressive strength of 1.5 tons per square foot or greater.	Clay, silty clay, sandy clay, clay loam and in some cases: silty clay loam and sandy clay loam.
B	Cohesive soils with unconfined compressive strength greater than 0.5 tsf but less than 1.5 tsf.	Angular gravel (similar to crushed rock), silt, silt loam, sandy loam and, in some cases silty clay loam and sandy clay loam.
C	Cohesive soils with unconfined compressive strength greater than 0.5 tsf or less.	Granular soils such as gravel, sand and loamy sand; submerged soil or soil from which water is freely seeping; submerged rock that is not stable.

Fig. 3.1 Excavation Reference

2.2 Piling

Ensure the following precautionary measures before starting piling works:

- a. Inspection of piling equipment by responsible person for its condition before initiating piling operation.
- b. Checklist and OCP for piling to be prepared using manufacturer's instructions and used
- c. Testing and its certification wire rope, slings, D-shackles, chain pulley blocks using in the process of piling work by competent person
- d. Adequate support and secured foundation of the piling equipment to avoid toppling
- e. Hoses should be lashed and adequately secured
- f. Proper work platform is to be provided on piling frame
- g. Safe work procedures and close supervision to prevent unsafe acts of operators/any unsafe conditions that may arise
- h. Only experienced and trained operators are engaged for the piling operation
- i. Provision of Personal Protective Equipment (PPE) like safety shoes/gumshoes/safety helmet/safety belt etc. and its use by their workmen.
- j. Special care and precautions If work is near electrical live cables/ electrical equipment
- k. Cordoning of work area to prevent un authorized entry
- l. Guarding of revolving parts
- m. Specific measures to prevent over turning of pile driver/missing of hammer/ hammer movement out of range

2.3 Batching Plant Operation

Following Safety considerations for batching plant are to be ensured:

1. Modern type batching plant should be used in which all the moving parts are protected and emergency

and safety features are incorporated.

2. Installation of external Electric moto-vibrators in the feeding hopper of all batching plants to reduce human intervention.
3. Installation of safety devices like pull-chord on both the sides of conveyor for stopping the conveyor in emergency
4. Workers carrying cement / sand to be given appropriate PPEs like respiratory masks & gloves.
5. Conveyor belt/rotating parts must be guarded properly.
6. Safety awareness shall be inculcated in workmen about the risk involved in rotating parts.
7. The agency shall ensure to erect the batching plant as per drawing including installation of all safety devices as provided by manufacturer and witnessed by BHEL Engineer in charge before starting of machine in future.
8. Safety audit to also focus on Batching plant.
9. The site shall impose penalty on the agency who has violated the safety norms as per contract.

2.4 Mobile Plant

Mobile plant includes tractors, trailers, dumpers, excavators, bulldozers, road rollers etc. for earthmoving purpose and concrete mixers, concrete transit mixtures, concrete pumps etc for concreting purpose. Due to the very nature of their function and movement in difficult terrains, congested areas, working in tandem with manual work and other operations the danger is inherent.

Automatic reverse camera with reverse horn connected with reverse gear is compulsory for all moving machineries.

Following Safety measures to be ensured for Mobile Plant:

- a. Where movement around site is involved, routes should be planned, obstruction free and well maintained
- b. Observe specified speed limits
- c. Operating personnel should be aware of associated risks and its preventive measures
- d. Only experienced, trained and authorized persons with valid license (wherever applicable) should operate the mobile equipment/vehicles
- e. Provide and use Warning lights and reverse horn for cautioning the people around
- f. Operation should be on level and stable ground with adequate working clearance.
- g. Loading of out riggers/stabilizers should be well within safe ground bearing capacity
- h. No person should be on equipment or vehicle during loading and unloading of material
- i. Operators should be protected by warning barriers or switching off power when working in close proximity of overhead power lines
- j. The equipment /vehicles should be well maintained and provided with effective brake system and other safety devices (wherever require)
- k. Rotating parts of equipment should be adequately guarded
- l. Provide necessary personal protective appliances and ensure its use by the operating personnel Ensure effective measures at source to control harmful emissions, dust, fumes contaminating atmosphere and cause health hazards to the operators and people in the vicinity.
- m. No overloading/over stressing of vehicles/plant is allowed
- n. Hoses, pipes, receivers, gauges and valves involved in carrying out hydraulic fluid/ compressed air should be checked for leaks and tested prior to operation.

- o. Adequate safe clearance for swing and movement is to be judged during operation of Concrete mixer
- p. Setting of machines on firm and level ground with wheel locked to prevent movement of machine
- q. Proper instructions and Special precautions are to be ensured to prevent entry in to the danger zone of projectile of bucket while dropping bucket
- r. Operator leaving work spot should ensure that the equipment/vehicle is kept in neutral position and place on firm and level ground.
- s. The hand brake should be kept in position and block road wheels as additional safety measure
- t. Blades/buckets should be kept low while moving
- u. The dozer blades should not be used as brakes except in emergency
- v. The ground should be examined for its bearing capacity and general safety especially when operating road roller at the edges of slopes, embankments.
- w. The roller should not be moved downhill with the engine out of gear
- x. If operating near excavations the following precautionary measures are to be ensured
- y. Barricading, edge protection to prevent fall of persons/vehicles over running while reversing etc.
- z. Suitable support system and adequate allowance to avoid the danger of side collapsing
- aa. Experienced signaler /attendant should be always accompanied with operator/driver for proper direction /signal and also to caution others in the working Zone during operation of mobile plant

2.5 Concrete Vibrators

- a. Revolving parts/belt drives should be adequately guarded and Vibrating unit shall be completely enclosed and have suitable overload relays and effectively earthed
- b. Ensure sufficient length of cable to the Vibrator.
- c. Ensure electric starters and other accessories are firmly fixed adequately supported
- d. Ensure locking of needle load while inserting needle in to the vibrator,
- e. Ensure periodical lubrication and maintenance

2.6 Concrete Mixers

- a. Setting of machines on firm and level ground with wheel locked to prevent movement of machine
- b. Proper instructions and Special precautions are to be ensured to prevent entry in to the danger zone of projectile of bucket while dropping bucket

3. WELDING & GAS CUTTING SAFETY (HOT WORK)

- a. All Hot Work shall require a Hot Work Permit
- b. Inbuilt Voltage Reduction Device (VRD) equipped arc welding machine will only be allowed for work.
- c. There shall be flash-back arrestors conforming to IS-11006 at both cylinder and burner ends. Damaged tube and regulators must be immediately replaced.
- d. All safety precautions shall be taken for welding and cutting operations as per IS-818.
- e. When possible, items to be welded, cut, heated, etc. shall be moved to a safe location free of combustible or flammable material. If this is not possible, then all combustibles/ flammables that can be removed from the area shall be removed within a 35-foot circumference and a positive means of confining arcs and sparks generated by the process shall be ensured and additional person(s) shall be stationed as fire-watch for the area(s) still exposed, along with obtaining the Hot Work Permit as applicable.
- f. Appropriate fire-fighting equipment is to be available in close proximity of any welding and gas cutting operations at all times suitable for the type of Fire.

- g. Drums, tanks, and similar containers that have contained flammable or toxic material shall not be welded, cut, or heated until they have been made safe by water filling, thorough cleansing or similar accepted practices. The container shall also be ventilated during the welding, cutting, or heating process.
- h. Proper ventilation is required for any welding or torch operations performed in a confined space.
- i. Any welding or gas cutting operations performed on metals of toxic compounds or coating such as zinc, stainless steel, lead, cadmium, chromium, and beryllium shall be properly ventilated and/or proper respiratory protection shall be worn by any person that could be exposed to fumes, vapors, and gasses created by the welding and gas cutting processes.
- j. Wherever it is practical, all arc welding operations shall be shielded to prevent direct light rays or sparks from contacting persons in the vicinity or from reaching areas normally used to travel through or into the vicinity. Where this is not practical, persons who shall be in the area are to use proper eye and skin protection. Other persons who are not participating in the welding or gas cutting operations are not to be allowed into the hazard zone.
- k. Welders and other employees who are exposed to arc welding radiation shall wear suitable clothing and protective apparel to prevent burns and other types of ultraviolet radiation damage to the skin.
- l. Arc welding machines shall be shut down when being moved or when they are not in continuous use. Electrode holders left unattended shall have electrodes removed and shall not be left where they might contact employees or conducting objects.
- m. Arc welding power supply cable shall be of proper rating and material, e.g. copper.
- n. Welders shall guard against allowing materials adjacent to or behind them to reflect radiation back toward them or towards others in the area. Reflected radiation can cause skin burns and eye flash burns.
- o. Valve caps shall be in place when cylinders are not in use. Valve caps shall never be used for lifting the cylinder vertically.
- p. Torches shall only be lit by approved strikers; never with matches, cigarette lighters, or hot-work.
- q. **Splatter / Slag Collector:**

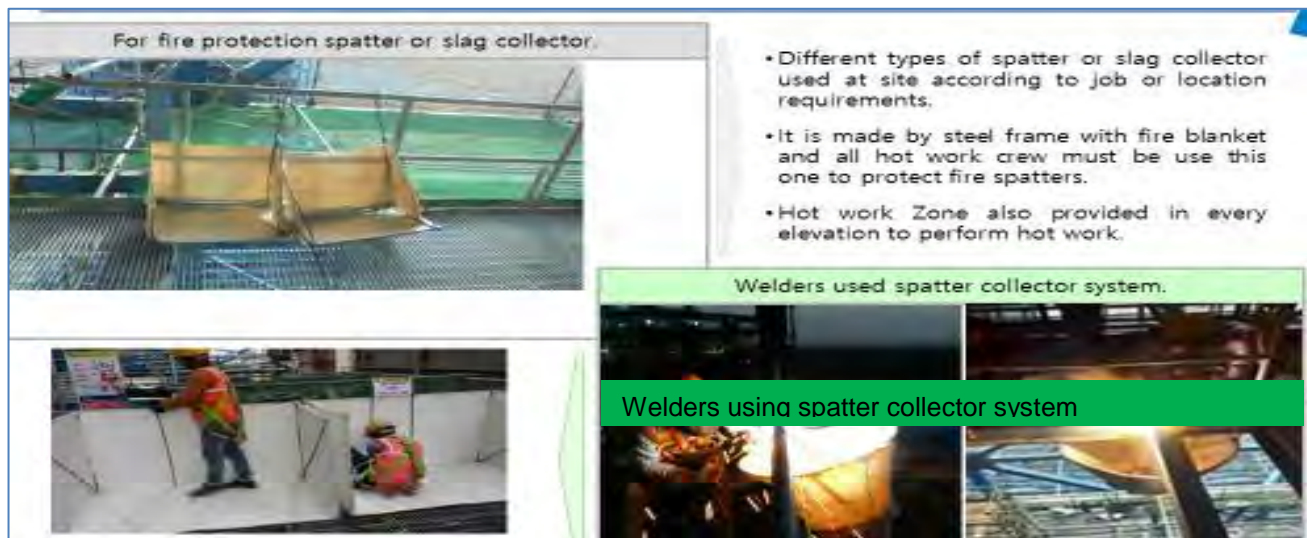


Fig. 4.1 Splatter / Slag Collector

While carrying out job at height, the sparks or molten slag shall be prevented from falling down by putting a fire-resistant (non-asbestos) sheet or pattrer/ slag collector or even MS Sheet. The passage of falling sparks

or molten slag shall be barricaded till ground floor and any cable/ tubes/ any other objects interfering in the passages hall either be removed or covered with Fire-resistant sheet or MS Sheet.

r. COMPRESSED GAS

- i. All cylinder valves shall be closed when any work is finished and when any Cylinders are empty or being moved. Valve protection caps shall be placed and secured properly before gas cylinders are transported, moved or stored.
- ii. Compressed gas cylinders shall be secured in an upright position with chain or appropriate means during storage & use. However, a trolley shall be used for transportation.
- iii. Compressed gas cylinders shall always be secured from tipping or falling, whether in use, in storage or in transit. The cylinders shall always be secured upright, except during times when actually being hoisted or carried.
- iv. When cylinders are transported by powered vehicle they shall be secured in a vertical position.
- v. Regulators shall be removed when cylinders are not in use or are in transit, unless the cylinder is firmly secured on a special carrier designed for this purpose.
- vi. Gas cylinders are not allowed to be used in man-basket when occupied.
- vii. Cylinders containing oxygen or fuel gasses shall not be taken into confined spaces.
- viii. Oxygen cylinders shall be stored a minimum of 6 meters from fuel gas cylinders or shall have an approved firewall between them.
- ix. All cylinders shall be kept at a safe distance from welding or cutting operations or shielded from arc/sparks / slag.
- x. All cylinders shall be placed where they cannot become part of the electrical circuit.
- xi. Oxygen and acetylene shall not be stored together. Oxygen must be separated from acetylene (or ANY fuel gas) or combustible material by at least 20ft or a barrier with a 30-minute fire resistance rating.
- xii. All Cylinders should be stored upright in a designated area with labels for the type of gas. All applicable precautions to be ensured during storage
- xiii. Oxygen and fuel gas regulators, hoses and associated equipment shall not be altered and shall be in proper working order while in use.
- xiv. Compressed air can be extremely dangerous if allowed to penetrate the skin. As such, the use of compressed air to clean off yourself or other workers shall be strictly prohibited.
- xv. All gas cylinders shall be stored in upright position. Suitable trolley shall be used for cylinder movement, the design of which shall be submitted to BHEL Engineer for approval.
- xvi. No of cylinders shall not exceed the specified quantity as per OCP
- xvii. Cylinders shall be moved by tilting and rolling them on their bottom edges. They shall not be intentionally dragged, struck or permitted to strike each other violently.
- xviii. All cylinder should be kept only in cylinder trolley.
- xix. Cylinder shall be transported in upright vertical position by suitable mean.

4. LIFTING & RIGGING SAFETY

- a. All Heavy / Complex Lifting operations as defined in Clause 6.12 shall require a Lifting Work Permit. A written rigging procedure and plan must be prepared for all individual heavy/ complex lifting operations.

- b. All the cranes and lifting tools & tackles shall be inspected on daily / weekly basis as well as monthly by expert as per applicable formats.
- c. In addition, inspection / certification as mandated by law shall be carried out wherein these shall be tested and certificates of fitness shall be obtained from 3rd party State Govt. approved competent agency before deploying at site and later periodically. BHEL shall be given advance intimation of any such inspections
- d. The last date of Third-Party Inspection and the next Due date shall be conspicuously displayed on all cranes. A copy of certificate shall be pasted on operator's cabin of all the lifting equipment.
- e. Specifically designed heavy steel plates lifting clamps shall be used for lifting heavy metal sheets. Manmade lifting clamp chapa shall not be used for lifting/shifting of plates.
- f. Following requirements shall be mandatorily followed, wherever applicable:
 - i. The manufacturer's instruction for maintenance shall also be followed. All safety measures shall be followed.
 - ii. All tools tackles, lifting appliances; material-handling equipment etc. used by the subcontractor shall be of safe design and construction.
 - iii. The operators, slingers and signalers shall be qualified as per IS 13367 (part-1):2003 "Safe use of cranes- code of practices".
 - iv. There shall be a person responsible for co-ordination among cranes where multiple cranes are used, and lifting over load chart of the crane to be avoided.
 - v. Mobile phone should be banned for crane operator and lifting operation. Only walkie talkie shall be allowed in rigging/Lifting purpose.
- g. Lifts/Movements between 5 Tons and 20 Tons:
 - i. Shall include a rigging plan, detailing schematic representation of the handling/lifting operations that must be included on the Method Statement.
 - ii. When performing similar lifts of identical items, only one rigging plan need be prepared, provided each of the lifts can be performed in accordance with the rigging plan.
- h. Lifts/Movements Less Than 5 Tons:
 - i. An equipment rigging plan is not required for lifts less than 5 tons, safety measures are covered in the JSA. This could change as per BHEL requirement

i. Personnel Lifts (Man-Basket / Jhoola):

The design of personnel man basket shall be submitted to BHEL Engineer for approval before use. Relevant permit (Height work & others as applicable) shall be completed prior to lifting any people, along with a rigging plan.

- i. A separate Lifeline / fall arrestor anchored to a fixed structure outside of Jhoola shall be provided for the workers inside the basket. All occupants of the basket shall have Safety Harnesses equipped with rope grabs, which are to be hooked to the vertical lifeline.
- ii. Man-basket shall be used where access through ladders or scaffolding is not feasible.
- iii. Man-baskets shall be designed and engineered by a manufacturer (job made man-baskets are not allowed, unless designed and tested by a certified engineer), and built robust with MS Angles and flats or plates or channels only.
- iv. Guard rails top and mid, must be in place and screened-in to avoid material from falling out of

- basket. The factor of safety shall be 200%.
- v. It shall have a door with double latches and shall open inside. Anchor points shall be identified within the man-basket.
 - vi. The man-basket shall be thoroughly inspected and load tested and a trial run performed without personnel before being put to job.
 - vii. It shall be treated as a lifting tool (T&P Item) and shall undergo same certification cycle and inspection as other lifting equipment.
 - viii. An additional sling of required lifting capacity shall be fixed the man-basket main lifting point and attached to the crane above the ball or block.
 - ix. While lifting man-basket, the crane shall maintain a uniform speed of lift without any swing.
 - x. Once man-basket reaches the destination, the lift brakes shall be locked as long as the basket
 - a. remains at that point. The same care shall be taken in its descent.
 - xi. As for hanging man-basket, the same shall be hung off a rigid structure with help U-shaped handle welded to man-basket. This shall be tested once in a year by a competent person.
 - xii. Use of Rebar steel for making and monkey-ladder must be avoided.

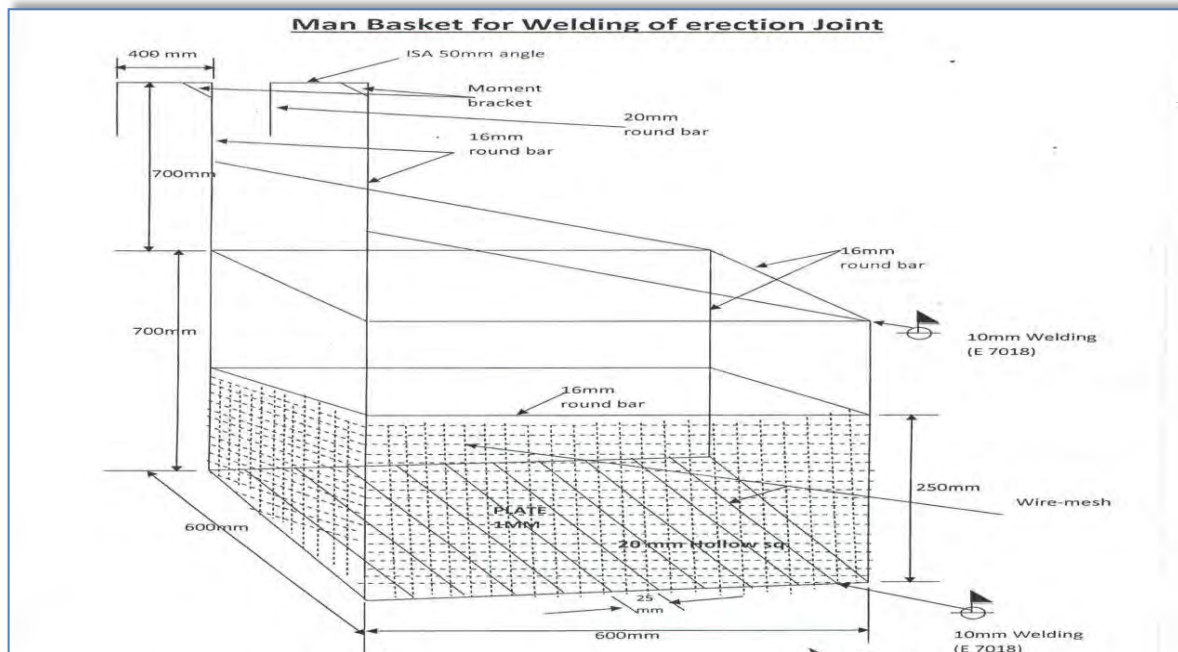


Fig. 5.1 Man Basket for Welding Erection Joint

4.1 Cranes & Hoisting Equipment:

This section provides the guidelines to ensure proper rigging and lifting activities are accomplished safely and in accordance with applicable specifications, codes, and regulations.

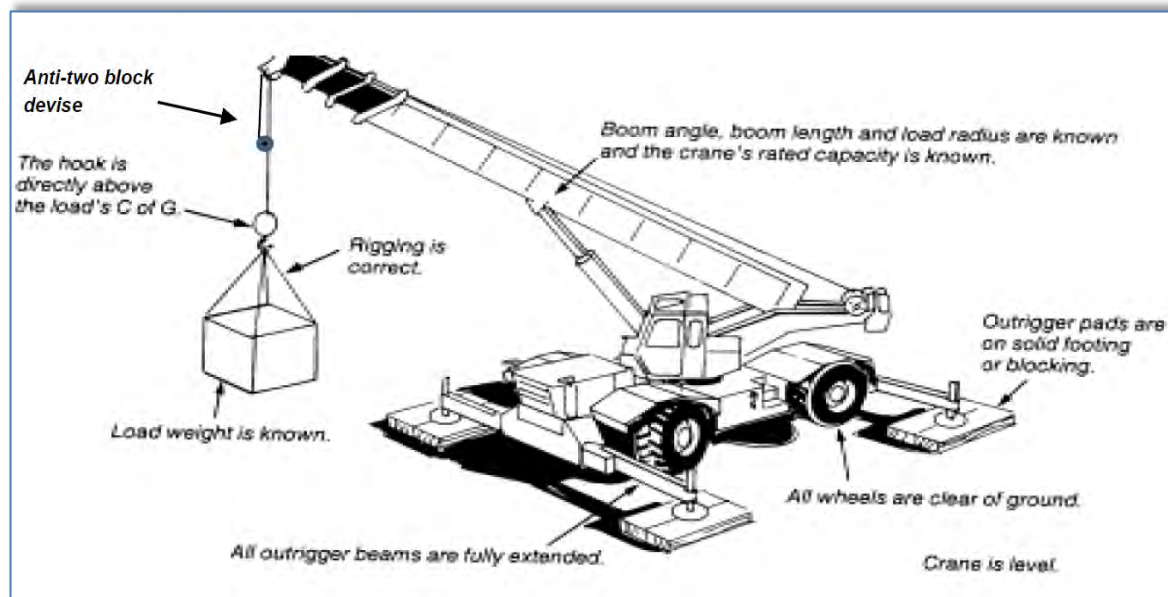


Fig. 5.2 Proper Crane Setup

- a. On every crane or piece of hoisting equipment notices of all rated load capacities, recommended operating speeds, and any hazard warnings or special instructions shall be conspicuously posted. All instructions and warning shall be visible from the equipment operator 's station.
- b. Cranes shall have an Anti-Two-block safety device installed
- c. All mobile cranes shall have overload and backup alarms, load angle indicators and limit switches
- d. All areas within swing radius of cranes that are potentially accessible by pedestrian, vehicular, or equipment movement shall be barricaded to prevent anyone or any vehicle or equipment from being struck by the crane or hoisting equipment, or its load(s).
- e. No part of the lifting equipment or its load shall be within the distance as specified in the Indian Electricity Act from an energized power line
- f. Cranes shall have annual certified third-party inspection and be inspected before use by the operator. Any defects shall be corrected before use. Logs of crane inspection shall be kept with the crane.
- g. Make certain that the rigging personnel, material, and equipment have the necessary capabilities for the job and are in safe condition.
- h. Communicate with person(s) directly responsible for accomplishing the work and / or work area to establish requirements/responsibilities and make certain that all preparatory work is complete.
- i. Mats/Pads must be used on all lifting equipment, equipped with out riggers.
- j. Pick and carry must have the load secured to the rig in front.
- k. Only BHEL Approved Plate Lifting Spreader Beam configuration shall be used (Sample in Fig. 11.3.5.3)
- l. Crane operators must follow the following:
 - i. Pass an annual Operator's Physical examination
 - ii. Carry a valid training certification card at all time while operating issued by the Govt. or other recognized institute.




Fig. 5.3 Typical Plate Lifting Spreader Beam Configuration for 7.5 MT and 15 MT Loads

m. Safe Rigging Practices

- i. Review the planned operation and requirements with the operator and rigging crew.
- ii. Ensure a pre-lift meeting is conducted with crane operator, tagline operator, signal personnel, and Safety Manager.
- iii. Designate a qualified person from the rigging crew to observe clearance of the equipment and give timely warning for all operations where it is difficult for the operator to maintain the desired clearance by visual means.
- iv. Clear the lift area of all unnecessary personnel.
- v. Hydras shall only be allowed for loading & unloading works & shall not be allowed to move with load

n. Rules for Safe Rigging

- i. Use loops, thimbles and corner pads to prevent damage to slings when used around corners or on cutting edges.
- ii. Never allow wire rope to lie on the ground for any length of time or on rusty steel or near solvents, chemicals or corrosive substances.
- iii. Slings must not be pulled from between or under loads with load resting on the sling.
- iv. Keep all rope away from flame cutting or welding operations.
- v. Never use rope as sling material.
- vi. Never wrap a wire rope completely around a hook.

- vii. Do not bend wire rope near any attached fitting.
- viii. The sling must be selected to suite the most heavily loaded leg rather than the total weight when using multi-legged sling to lift loads in which one end is heavier than the other.
- ix. When using 3 and 4-legged sling configurations, any two legs must be capable of supporting the entire load.
- x. Where possible, wire rope choker hitches must include a shackle with the eye around the shackle pin to prevent breaking wires of the choke. The choker hitch must be “snugged down” prior to lifting, not after tension is applied.
- xi. Unless authorized by the hook manufacturer when more than two rope eyes are placed over a hook, install a shackle, pin resting in the hook, and place the rope eyes in the bowl of the shackle.
- xii. Properly rig all loads to prevent dislodgment of any part.
- xiii. Use guide ropes or tag lines to prevent the rotation or uncontrolled motion of the load when necessary.
- xiv. Loads must be safely landed and properly blocked before being unhooked and unslung. Tag lines must not be used in situations that jeopardize the safety of the lift.
- xv. Lifting beams must be plainly marked with their weight and designed working load and must only be used in the manner for which they were designed.
- xvi. The hoist rope or chain must never be wrapped around the load. The load must be attached to the hook by slings or other rigging devices that are adequate for the load being lifted.
- xvii. Multiple part lines must not be twisted around each other.
- xviii. The hook must be brought over the center of gravity of load before the lift is started.
- xix. If there has been a slack rope condition, determine that the rope is properly seated on the drum and in the sheaves prior to lifting.
- xx. Keep hands away from pinch points as the slack is being taken up.
- xxi. Leather gloves are recommended when handling wire rope.
- xxii. Avoid impact loading caused by sudden jerking when lifting or lowering. Lift the load gradually until the slack is eliminated.
- xxiii. Never ride on a load that is suspended.
- xxiv. Avoid allowing the load to be carried over the heads of any personnel.
- xxv. Never work under a suspended load until the load has been adequately supported from the floor and all conditions have been approved by the supervisor in charge of the operation.
- xxvi. Never leave a load suspended unless emergency evacuation is required.
- xxvii. Never make temporary repairs to sling.
- xxviii. The capacity of a sling is determined by its angle, construction, type of hitch and size.
- xxix. Never lift loads with one leg of a multi-leg sling until the unused legs are made secure.
- xxx. Never point load a hook unless it is especially designed and rated for such use.
- xxxi. Make certain that the load is broken free before lifting and that all legs are taking the load.
- xxxii. When using two or more slings on a load make certain all slings are made from the same materials.
- xxxiii. Lower the loads on to adequate blocking to prevent damage to the slings.
- xxxiv. Materials and equipment being hoisted must be loaded and secured to prevent any movement which could create a hazard in transit.

- xxxv. The weight of the hook, load block and any material handling devices must be included when determining crane capacity.
- xxxvi. Calculated weights cannot exceed load chart without written approval.
- xxxvii. Personnel must be completely clear of loads being picked up or set down by crane. Tag lines will be used to control the loads. Loads must not be touched by hand while placing/ moving.

o. Slings

The following are rules for safe use of synthetic slings:

- i. Synthetic slings must be marked to show the rated capacity for each type of hitch and type of web material.
- ii. Nylon web slings must not be used where fumes, vapors, sprays or mists or liquids of acids or phenolic are present. Web slings with aluminum fittings must apply in this category.
- iii. **Synthetic web slings must be removed from service and destroyed if any of the following conditions are present:**
 - a. Acid or caustic burns
 - b. Melting or charring of any part of the sling surface
 - c. Snags, punctures, tears or cuts
 - d. Broken stitches
 - e. Distortion of fittings
 - f. Synthetic web slings of polyester or nylon must not be used at or come in contact with temperatures in excess of 82°C
 - g. Polypropylene web slings must not be used at or come in contact with temperatures in excess of 93°C
 - h. Insulated hooks must be tested yearly to ensure insulation integrity to at least manufacturer's specifications.
- p. **Wire Rope Slings must be removed from service and destroyed if any of the following conditions are present:**
 - i. In (10) randomly distributed wires broken in one (1) rope lay, or five (5) broken wires in one (1) strand in one (1) rope lay.
 - ii. Wear or scraping of one-third the original diameter of outside wires.
 - iii. Kinking, crushing, bird caging or any other damage resulting in distortion of the wire rope structure such as:
 - iv. Evidence of heat damage.
 - v. End attachments that are cracked, deformed worn.
 - vi. Corrosion of the rope or end attachments.
- q. **Metal mesh slings must be immediately removed from service if any of the following conditions are present:**
 - i. A broken weld or broken brazed joint along the sling edge.
 - ii. Reduction in wire diameter of 25 percent due to abrasion or 15 percent due to corrosion.
 - iii. Lack of flexibility due to distortion or corrosion.
- r. **Requirements of Plate Clamps:**
 - i. The rated load of the plate clamp must be marked on the main structure.

- ii. Care must be taken to make certain the load is correctly distributed for the plate clamp being used.
- iii. Do not allow load or plate clamp to come into contact with any obstruction.
- iv. The plate clamp must not be used for side pulls or sliding the load.
- v. When lifting stainless steel or special alloys, ensure plate clamp is designed for use on the specific metal.

s. **Signaling Practices:**

- The "slinger" is responsible for attaching and detaching the load to and from the crane. He shall:
 - have received appropriate training on general safe lifting operations;
 - be capable of selecting lifting gears suitable for the loads;
 - liaise with the operator and direct the movement of the crane safely.
- The "signaller" is responsible for relaying the signal from the slinger to the crane operator. He shall:
 - have received appropriate training on general safe lifting operations;
 - be able to direct the movement of the crane and loads.

Suggested hand signals



Note: During the lifting operation, either the slinger or signaller shall communicate with the operator. Other communication methods (e.g., wireless walkie-talkies, telephones, etc.) may also be used.

Fig. 5.4 Recommended Signaling Practices

5. DEMOLITION WORK

Before any demolition work is commenced and also during the process of the work the following shall be ensured, besides using the Work Permit:

- a. All roads and open areas adjacent to the work site shall either be closed, suitably protected or restricted for movement
- b. No electric cable or apparatus which is liable to be a source of danger nor a cable or an apparatus used by the operator shall remain electrically charged.

- c. All practical steps shall be taken to prevent danger to persons employed from the risks of fire or explosion or flooding. No floor, roof or other part of the building shall be so overloaded with debris or materials as to render them unsafe.

6. T&PS GENERAL

- a. All T&Ps/ MMEs should be of reputed brand/appropriate quality & must have valid test /calibration certificates bearing endorsement from competent authority of BHEL.
- b. Subcontractor to also submit monthly reports of T&Ps deployed and validity test certificates to BHEL safety Officer as per the format/procedure of BHEL.
- c. Tagging and punching in all lifting tool is compulsory with SWL, sr. no. and due date.
- d. All T&Ps shall be inspected by authorized Third Party agency as per applicable frequency. BHEL shall be kept informed of any such scheduled inspection
- e. All T&Ps shall be internally inspected in each quarter and colour coded.

7. CHEMICAL HANDLING

- a. Displaying safe handling procedures & MSDS for all chemicals such as lube oil, acid, alkali, sealing compounds etc. at work place.
- b. Where it is necessary to provide and/or store petroleum products or petroleum mixture & explosives, the subcontractor shall be responsible for carrying out such provision / storage in accordance with the rules & regulations laid down in the relevant petroleum act, explosive act and petroleum and carbide of calcium manual, published by the chief inspector of explosives of India. All such storage shall have prior approval if necessary from the chief inspector of explosives or any other statutory authority. The subcontractor shall be responsible for obtaining the same.
- c. The used containers of chemicals shall be segregated and disposed of suitably
- d. In case the used containers need to be re-used, all traces of the chemical to be removed by thorough cleaning with detergents etc. under trained supervision

8. ELECTRICAL SAFETY

- a. Only electricians licensed by appropriate statutory authority shall be employed by the subcontractor to carry out all types of electrical works. The subcontractor shall maintain adequate number of qualified electricians to maintain his temporary electrical installations.
- b. No PDB or any other distribution board shall be more than 03 (three) years of purchase. Only modern PDB with industrial sockets as shown in layout below to be allowed to use at site.
- c. Power supply to all equipment at site to be routed through MCBs of appropriate rating. A 'Power Supply Distribution Plan' shall be prepared and submitted to BHEL Engineer for approval
- d. All power supplies through cables shall be underground or overhead with height > 3mtrs.
- e. All power distribution boxes shall be locked and the key controlled by site management of concerned subcontractor.
- f. All individual equipment & tools at site shall be powered through Earth Leakage Circuit Breakers of 30 mA sensitivity.
- g. These MCBs and ELCBs shall be regularly tested as per Clause 14
- h. All fuses and fuse wires shall be of standard size and rating.
- i. All electrical appliances used in the work shall be in good working condition and shall be properly double earthed other than armour earthing.

- j. All extension boards shall have separate switches for all sockets / connections.
- k. All portable electric tools used by the subcontractor shall have safe plugging system (industrial top & socket) to source of power and be appropriately earthed.
- l. Providing adequate no. of 24 V sources and ensure that no hand lamps are operating at voltage level above 24 Volts especially in confined spaces like inside water boxes, turbine casings, condensers etc.
- m. Electrical appliance shall have proper earthing and for appliances equal to & more than 415V shall have two separate earthing (as per IS-3043-1987)
- n. Portable Electric Lights**
 - i. Portable electric lights used in wet or potentially wet locations must be either low voltage type (24 volts or less) or protected by a GFI (ground fault interrupter).
 - ii. They must be visually checked before each use and periodically while in use to assure their original integrity is maintained.
 - iii. Cords with cuts, breaks, deep abrasions, etc. shall be taken out of service immediately.
 - iv. Repairs to extension cords shall only be performed by qualified/ licensed electricians.
 - v. Must not be allowed to lie in wet or potentially wet areas.
- o. Underground Cables:**
 - i. Every electric line or cable of unknown origin that is discovered or exposed during a digging, drilling, probing, or similar operation is to be considered as energized and life threatening.
 - ii. The senior company employee on the site will ensure that all necessary safety precautions are taken in order to isolate the line from all workers and the public.
 - iii. Such precautions may include halting the operation if appropriate.
 - iv. The senior company employee on the site is to then contact the proper authorities to have the line identified and either confirmed to be abandoned and/or made safe for continuing the work.
 - v. Any and all underground lines that are discovered or become severed must be considered energized on both sides, and be treated accordingly.
- p. Details of earth resource and their test date to be given to BHEL safety officer as per the prescribed formats of BHEL
- q. The subcontractor shall use only properly insulated and armoured cables and conform to the requirement of Indian Electricity Act and Rules for all wiring, electrical applications at site.
- r. BHEL reserves the right to replace any unsafe electrical installations, wiring, cabling etc. at the risk & cost of the subcontractor.
- s. No maintenance work shall be carried out on live equipment
- t. Adequate precautions shall be taken to prevent danger for electrical equipment. No materials on any of the sites of work shall be so stacked or placed as to cause danger or inconvenience to any person or the public
- u. The subcontractor shall carefully follow the safety requirement of BHEL/ the purchaser with the regard to voltages used in critical areas.
- v. Wiring and Branch Circuits Must be protected by a proper amperage over-current device such as a HRC fuse or circuit breaker. Such installations must be located so as to prevent physical damage to the wire conductors & panels.

- w. The sub-contractor shall supply modern power distribution board of different combination (1-phase & 3-phase). All the distribution of power should be through modern PDB. Equipment drawing is mentioned below.

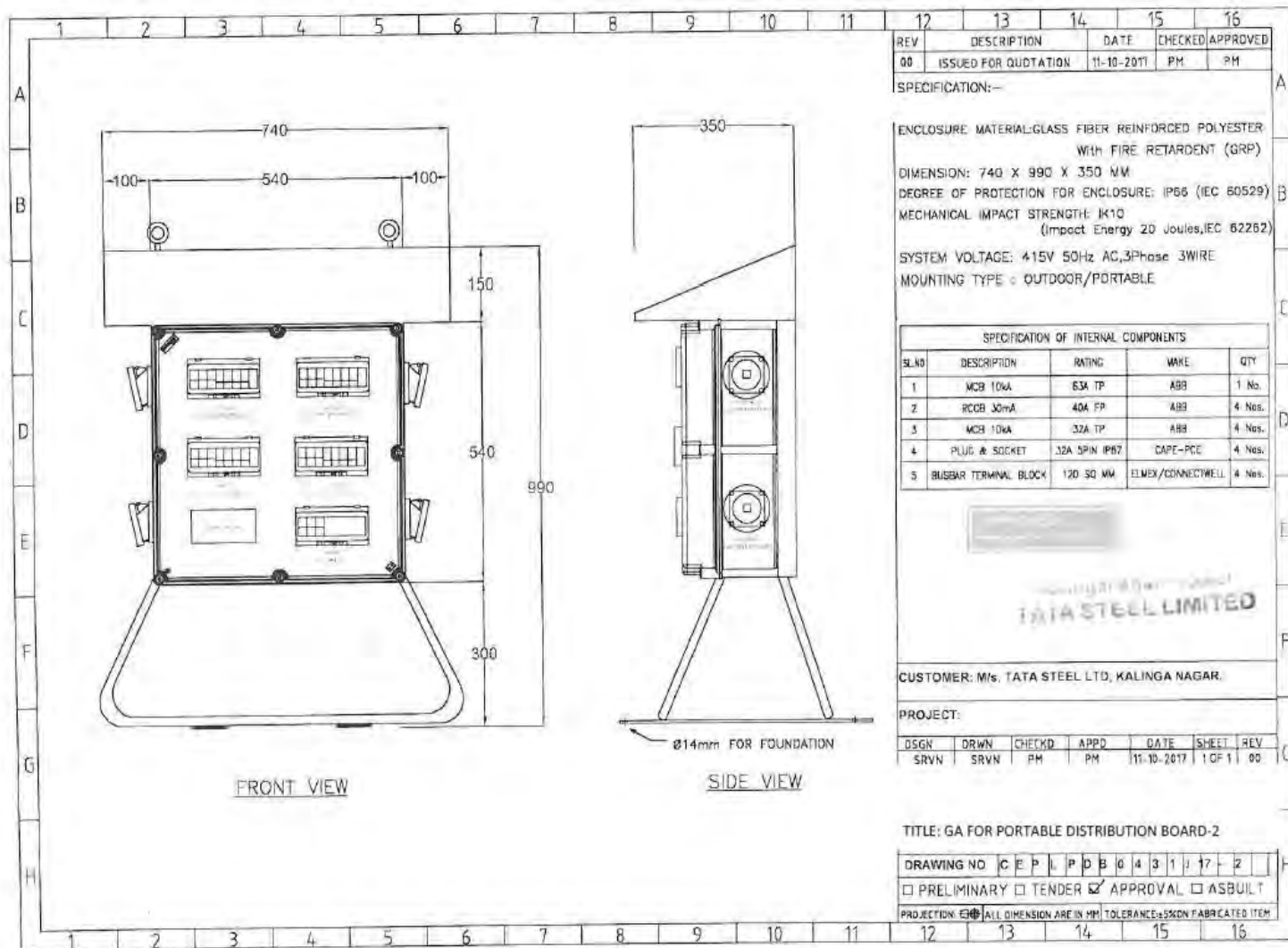


Fig. 9.1 Layout of a modern Power Distribution Board

x. General Electrical Safety

- i. In general, equipment or machinery being moved or transported must maintain minimum clearances of 25 ft. to all power lines.
- ii. TAG IN/ TAG OUT must be in force in Switch Room and all Distribution Boxes for live power line. The authorized person's name and contact no shall be displayed
- iii. Ensure "double insulated" three - core cables and three pin connectors are used and are properly ground "all insulated" types, all electrical tools and appliances must be manufactured for industrial use.
- iv. All connections shall be electrically and mechanically sound and properly insulated. Taped joints are not permitted. Connections to socket outlets must be made with proper plugs (industrial top and socket).
- v. Splices in electrical cords are not permitted. Repairs must be made at the socket connection and retain the same mechanical and dielectric condition of the original connection.

- vi. Damaged or defective electric tools, equipment and extension cords, etc. must not be used and shall be tagged out of service, removed from the work area and taken back to stores.
- vii. Only licensed electricians are authorized to repair and work on electrical equipment. Tampering with electric tools or equipment by others could result in termination.
- viii. Temporary electric cabling should be elevated 2.2 meters above the floor/ground or covered for protection. It must be kept clear of walkways and other locations where it may be exposed to damage or create a tripping hazard.
- ix. Energized wiring in junction boxes, circuit breaker panels and similar places must be covered and locked at all times.
- x. Areas with live high voltage wires or terminals must be barricaded against entry and warning signs posted Danger – High Voltage and Authorized Personnel Only.
- xi. Personnel should never work on energized equipment, de-energizing (lockout/tag out) the equipment is always the first requirement.
- xii. The lockout and tag out procedure will be used when testing or working on, or around, energized installation.
- xiii. Working around energized equipment should never be done alone. A second electrician must always be available for assistance.
- xiv. If lockout/tag out of the work is infeasible (must be demonstrated), work on energized electrical circuits must be approved by the Site In-charge. All safety precautions necessary must be taken, PPE use must be evaluated per the exposure and used, i.e high/low voltage gloves, insulated shoes, overcoats/aprons, face shields, and other protective equipment like insulated tools, blankets, mats, etc. must be used.
- xv. The welding machines earth leads shall be properly fixed without loose contacts. The earth cable only has to be used. No steel members shall be used as earth leads.
- xvi. Electrical crews must be qualified for the equipment and tools they work on, including being trained in Cardio-Pulmonary Resuscitation (CPR) methods and First Aid for rendering help in the event of electric shock.

y. Qualified Persons for Electrical Works

(One who is trained and wiremen licensed to Govt. of Respective State and familiar with the construction, operation and safety hazards of the equipment upon which they are permitted to work.)

- i. Qualified persons are intended to be only those who are well acquainted/experienced with and thoroughly conversant in the electric equipment and electrical hazards involved with work being performed.
- ii. Only qualified persons may be permitted to work on or near exposed energized parts. Such persons are required to have been trained in three specific areas:
- iii. Qualified persons must be capable of working safely on energized circuits;
- iv. Must be familiar with the proper use of special precautionary techniques and procedures bases on equipment and exposure; and
- v. Must be familiar with required personal protective equipment, insulating and shielding materials, and insulated tools.

- vi. Qualified persons are expected to be able to evaluate unknown situations and adjust their activities in such a way that only safe work practices are used. Such behavior is the responsibility of the qualified person.
- vii. It is possible and likely for an individual to be 'qualified' with regard to certain equipment in the work place, and unqualified on other equipment they must know their limitation and stop work if not qualified on what equipment they were to work on.
- viii. An employee who is undergoing on-the-job training, who, in the course of such training, has demonstrated an ability to perform duties safely at his or her level of training, and who is under the direct supervision of a qualified person is considered to be a qualified person for the performance of those duties. The process must be documented as proof.

z. Mandatory PPEs of electrical work on LV & HV

- i. HV arc flash suit with protective hood (for protection of face and head) as specified for hazard risk category-4 in NFPA-70E or similar IS specification for working on HT switch gear (for all voltage >690 V) to the concerned licensed electrician or competent person.
- ii. LV arc flash jacket/FR as specified for hazard risk category-4 in NFPA-70E or similar IS specification having ATPV rating of 8.5 to 9 cal/cm² for working on LV (>260V and ≤690V) to the concerned licensed electrician or competent person.



- iii. The LV arc flash jacket as shown above shall be worn continuously while working on LV (>260V and ≤690V). The color specification of LV arc flash jacket should be blue.
- iv. Electrical hand gloves should have following specification: Flame resistance, arc flash and cut protection of voltage rating (>260V and ≤690V).
- v. Electrical safety over shoe of relevant IS make for foot protection of licensed electrician or competent person while working in HV & LV line or equipment.

9. USE OF HAND TOOLS AND POWER-OPERATED TOOLS

a. General Provisions

- i. All hand and power tools and similar equipment, shall be maintained in safe condition.
- ii. When power operated tools are designed to accommodate guards, they shall be equipped
- iii. with such guards, when in use;
- iv. Belts, gears, shafts, pulleys, sprockets, spindles, drums, fly wheels, chains and other reciprocating, rotating or moving parts of the equipment shall be similarly guarded;
- v. Personnel using hand and power tools and exposed to the hazard of falling, flying, abrasive, and splashing objects, or exposed to harmful dusts, fumes, mists, vapors, or gases shall be provided with the particular personal protective equipment necessary to protect them from the hazards;

- vi. All hand-held powered platen sanders, grinders, grinders with wheels of 5 cm or less, routers, planers, laminate trimmers, nibblers, shears, scroll saws and jigsaws with blade shanks of 0.5 cm wide or less shall be equipped with only a positive on-off control.
- vii. All hand-held powered drills, tappers, fastener drivers, horizontal, vertical or angle grinders with wheels greater than 5 cm in diameter, disc sanders, belt sanders, reciprocating saws, saber saws and other operating powered tools shall be equipped with a momentary contact on control provided that turnoff can be accomplished by a single motion of the same finger or fingers that turn it on.

b. Hand Tools

- i. The subcontractor shall not issue or permit the use of unsafe hand tools;
- ii. Wrenches including adjustable pipe end and socket wrenches shall not be used when saws are sprung to the point that slippage occurs;
- iii. Impact tools such as drift pins, wedges and chisels shall be kept free of mushroomed heads;
- iv. The wooden handles of tools shall be kept free of splinters or cracks and shall be kept tight on the tools.

c. Power Operated Tools

- i. Electric power operated tools shall be either of the approved double-insulated type or shall be grounded;
- ii. The use of electric cords for hoisting or lowering loads shall not be permitted;
- iii. Pneumatic power tools shall be secured to the hose or whip by some positive means to prevent the tool from becoming incidentally disconnected;
- iv. Safety clips or retainers shall be securely installed or maintained on pneumatic impact (percussion) tools to prevent attachments from being incidentally expelled;
- v. All pneumatically riveting machine staplers and other similar equipment provided with automatic fastener feed, which operate at more than 7 kg/cm² pressure at the tool a safety device on the muzzle to prevent the tool from ejecting the fasteners unless the muzzle is in contact with the work surface;
- vi. Compressed air shall not be used for cleaning purposes except when the pressure is reduced to less than 2 kg/cm² and that too with effective chip guarding. The 2 kg/cm² pressure requirement does not apply to concrete form, mill scale and similar cleaning purposes;
- vii. The manufacturer's safe operating for hoses, pipes, valves, filters and other fittings shall not be exceeded;
- viii. Only personnel who has been trained in the operation of the particular tool shall be allowed to operate power-actuated tools;
- ix. The tool shall be tested each day before loading to see that the safety devices are in proper working condition. The method of testing shall be accordance with the manufacturer's recommended procedure;
- x. Any tool found not in proper working order, or that which develops a defect during use, shall be immediately removed from service and not used until properly repaired;
- xi. Tools shall not be loaded until just prior to the intended firing time. Neither loaded nor empty tools are to be pointed at any other person. Hands shall be kept clear of the open barrel end;
- xii. Loaded tools shall not be left unattended;
- xiii. Fasteners shall not be driven into very hard or brittle materials including, but not limited to, cast iron, glazed tiles, surface hardened steel, glass block, live rock, face brick or hollow tiles;

- xiv. Driving into materials that can be easily penetrated shall be avoided unless backed by a
- xv. substance that will prevent the pin or fastener from passing completely through and creating a flying missile hazard on the other side;
- xvi. No fastener shall be driven into a palled area caused by an unsatisfactory fastening;
- xvii. Only non-sparking tools shall be used in an explosive or flammable atmosphere;
- xviii. All tools shall be used with the correct shield, guard or attachment as recommended by the manufacturer.

d. Abrasive Wheels and Tools

- i. All grinding wheel must be ISO certified only.
- ii. All grinding machines shall be supplied with sufficient power to maintain the spindle speed at safe levels under all conditions of normal operation;
- iii. Grinding machines shall be equipped with suitable safety guards;
- iv. The maximum angular exposure of the grinding wheel periphery and sides shall not be more than 900, except that when the work requires contact with the wheel below the horizontal plane of the spindle, the angular exposure shall not exceed 1200. In either case, the exposure shall begin not more than 8.650 above the horizontal plane of the spindle. Safety guards shall be strong enough to withstand the bursting of the wheel;
- v. Floor and bench-mounted grinders shall be work-rests, which shall be rigidly supported and readily adjustable. Such work-rests shall be kept at a distance not to exceed 5 mm from the surface of the wheel;
- vi. Cup type wheels used for external grinding shall be protected by either revolving cup guard or a band type guard;
- vii. When safety guards are required, they shall be mounted as to maintain proper alignment with the wheel and the guard and the guard and its fastening shall be adequate strength to retain the fragments of the wheel in case of incidental breakage. The maximum angular exposure of the grinding wheel periphery and sides shall not exceed 1800;
- viii. Portable abrasive wheel used for internal grinding shall be provided with suitable safety flanges;
- ix. When safety flanges are required, they shall be used only with wheels designed to fit the flanges. Only safety flanges, of a type and design and properly assembled so as to ensure that the pieces of the wheel will be retained in case of incidental breakage, shall be used;
- x. All abrasive wheels shall be closely inspected and ring tested before mounting to ensure that they are free from cracks or defects;
- xi. Grinding wheels shall fit freely on the spindle and shall not be forced on. The spindle nut shall be tightened only enough to hold the wheel in place;
- xii. All employees using abrasive wheels shall be protected by suitable eye protection equipment.

e. Wood Working Tools

- i. All fixed power-driven woodworking tools shall be provided with a disconnect switch that can either be locked or tagged in the off-position;
- ii. The operating speed shall be attached or otherwise permanently marked on all circular saws over 0.5 m in diameter or operating at over 3000 peripheral rpm. Any saw so marked shall not be operated at a speed other than that marked on the blade. When a marked saw is re-tensioned for a different speed,

- the marking shall be corrected to show the new speed;
- iii. Automatic feeding devices shall be installed on machines wherever the nature of the work will permit. Feeder attachments shall have the feed rolls or other moving parts covered or guarded so as to protect the operator from hazardous points;
 - iv. All portable power-driven circular saws shall be equipped with guards above and below the base plate or shoe. The upper guard shall cover the saw to the depth of the teeth, except for the minimum arc required to permit the base to be tilted for bevel cuts. The lower guard shall cover the saw to the depth of the teeth, except for the minimum arc required to allow proper retraction and contact with the work. When the tool is withdrawn from the work, the lower guard shall automatically and instantly return to the covering position.

10. START UP, COMMISSIONING AND TESTING:

There are various activities involved prior to commissioning- the major ones are -Hydraulic Test, Steam Blowing, Transformers Charging, Boiler Light Up, Rolling and Synchronisation and Full loading of unit.

- a. These activities shall be personally supervised by the site executive along with the commissioning engineer.
- b. Appropriate Work Permits shall be taken as applicable
- c. The readiness of upstream and downstream system shall be ensured before taking up.
- d. These shall be handled strictly by the authorized persons only and the team shall be suitably briefed about the activity including hazards & risks involved and control plan by the concerned executive-in-charge before start.
- e. Entry of persons to the area of activity shall be suitably restricted and the emergency functions like Ambulance, first aid center and Fire station shall be intimated about the plan well in advance.
- f. Tag-in/ Tag-out shall be in place while charging transformer and whenever necessary.
- g. Electricians with valid wiremen license only shall be permitted to work on power lines.
- h. The area and the passage shall be adequately illuminated.

11. FIRE SAFETY

- a. The Fire Prevention, Protection and Preparedness Program is an integral part of the overall HSE Program. Effort and consideration must be given to safety, life and potential for delays in construction schedules and plant startup, as well as protection of property on a given project. The purpose of which is to prevent
 - i. Inception of fire
 - ii. Loss of life or personal injury
 - iii. Loss of Property
 - iv. Interruption of operations
- b. Site-in-charge / Safety Officer will make periodical review of the site Fire Protection, Prevention Preparedness Programme, Site conditions and available fire protection equipment. It is very imperative that the Sub-contractors along with BHEL to establish good contact with Local fire station for availability of Fire tender in case of emergencies, in addition to their own fire equipment.
- c. Fire Protection, Prevention and Preparedness Inspections - The Contractor /Sub-Contractor will be required to make frequent fire prevention inspections of his work site and operating facilities. Deficiencies will be corrected at once.
- d. Area where Hot work activities are carried out (Gas cutting / Welding/ any other spark producing work)

- above a working spot, a GI / fire-resistant non-asbestos sheet or suitable material shall be placed to prevent the fall of hot sparks. A bucket of water shall be kept nearby while doing hot work
- e. Hot work shall be preferably carried out in a designated area with a standing Hot Work Permit, to be renewed monthly. The designated area shall have fire extinguishers.
 - f. Any hot work outside designated area shall require a Hot Work permit and fire watch. No flammable material shall be stored within 35 feet from any fire load.

12. PAINTING:

- a. Requirements provide a detailed procedure to be implemented by all concerned employees and sub-contractors involved in painting activities.
- b. Significant Environmental Hazards:
 - i. Chemical hazard due to inhalation of lead fumes (lead containing paint)
 - ii. Chemical hazard due to inhalation of VOC's from painting operations
 - iii. VOC's from painting and coating operation
 - iv. Disposal of paints and coats drums
- c. Control Procedure for Painting:
 - i. Chemical products used in painting and coating operation shall have proper MSDS sheet in place. Whenever any doubt arises with respect to handling and safety point of view it should be accessed to all concerned.
 - ii. Toxic substances and hazards relate the toxic chemicals shall be identified.
 - iii. Proper PPE shall be used including plastic gloves appropriate overall etc.,
 - iv. Arrangement for cleaning of spillage shall be ensured
- d. Only trained workers shall be allowed and proper training should be imparted to the works.
- e. Exposure limits of the toxic substances shall be checked before starting the work and nobody shall be allowed to carry the work beyond the permissible limit.
- f. Ventilation or exhaust facility shall be provided at place where painting and coating operations are carried out.
- g. Overalls shall be supplied by the contractors/subcontractors to the workmen and adequate facilities shall be provided to enable the painters to wash at the cessation of work.
- h. Smoking, open flames or sources of ignition shall not be allowed in places where paints and other flammable substances are stored.
- i. A caution board in national /regional language "**smoking strictly prohibited**" shall be displayed in the vicinity.
- j. Suitable fire extinguishers/sand buckets shall be kept available at places where flammable paints are stored, handled or used.
- k. In case of indoor painting or painting in confined spaces, exhaust ventilating shall be provided. If adequate ventilation is not provided a proper respirator shall be provided and used by persons who are trained and fit tested.
- l. The VOC's from painting and coating operations shall not exceed the permissible level of CPCB/ SPCB norms. The paints and coats must be selected as per the guidelines.
- m. Workers shall thoroughly wash their hands and feet before leaving the work.

13. "HAZARDOUS ENERGY" CONTROL PROCEDURE/ LOCKOUT/TAGOUT (LOTO)

Hazardous Energy Control Procedures, known as "Lockout/Tagout (LOTO)" refers to specific practices and procedures to safeguard employees from the unexpected energization or startup of machinery and equipment, or the release of hazardous energy during service or maintenance activities.

Contractors must develop and submit a written LOTO program. This requires that a designated qualified individual turns off and disconnects the machinery or equipment from its energy source(s) before performing service or maintenance and that the authorized employee(s) either lock and tag the energy-isolating device(s) to prevent the release of hazardous energy and test the machine or equipment to verify that the energy has been isolated effectively.

a. Minimum Requirements:

The following are minimum requirements that must be included in the Contractor's LOTO program:

- i. Inspection of equipment by a trained individual who is thoroughly familiar with the equipment operation and associated hazards.
- ii. Identification and labeling of lockout devices. Purchase of locks, tags, and blocks. Development of a standard written operating procedure, permitted through a controlling authority that is followed by all workers.

b. General Requirements

The following steps must be taken to protect workers that install or service equipment and systems:

Follow the hazardous energy procedures and statutory regulations. Follow the manufacturer's service/repair instructions. Identify and label all sources of hazardous energy. Before beginning work, accomplish the following:

- i. De-energize all sources of hazardous energy:
- ii. Disconnect or shut down engines or motors.
- iii. De-energize electrical circuits.
- iv. Block fluid (gas or liquid) flow in hydraulic or pneumatic systems.
- v. Block or secure machine parts against motion.
- vi. Block or dissipate stored energy.
- vii. Discharge capacitors.
- viii. Release or block springs that are under compression or tension.
- ix. Vent fluids from pressure vessels, tanks, or accumulators—but never vent toxic, flammable, or explosive substances directly into the atmosphere.
- c. Lockout and tag out all forms of hazardous energy including electrical breaker panels, control valves, etc. Make sure that only one key exists for each of your assigned locks and that access to the key is controlled. Verify by test and/or observation that all energy sources are de-energized.
- d. After completion of the work, accomplish the following:
 - i. Inspect repair work before removing the lock and activating the equipment.
 - ii. Make sure that only the worker that installed the lock removes his/her assigned lock.
 - iii. Make sure that all workers are clear of danger points before re-energizing the system.

e. LOTO Procedure**PURPOSE AND SUMMARY**

This procedure provides the requirements and responsibilities of Hazardous Energy Control and the process for Lockout / Tag out (LOTO) of energy isolating devices (valves, circuit breakers, disconnect, etc.). Its use

shall ensure that machinery, equipment, or systems are isolated from all potentially hazardous energy to prevent unexpected energization, startup, or release of stored energy which may cause personnel injury or property damage.

This procedure applies to all BHEL personnel and subcontractors working on the WBPDC (1X660MW) STAGE-III projects where equipment must be taken out of service for the performance of work activities such as installation, maintenance, repair, construction, or equipment removal. The procedure may also be used to isolate equipment of which the energization or operation may present danger to personnel or property.

Lockout / tag out are not required for electrical equipment that can be unplugged from the source and the person performing the work has control of the plug.

This procedure shall be applied to prevent injury or damage caused by the unexpected release of active or stored energy. Hazardous energy sources could be in the form of the following:

- Electrical
- Hydraulic
- Chemical
- Thermal
- Mechanical
- Pneumatic

Preplanning of work activities includes the identification of all potential hazardous energy sources so that they may be properly controlled and isolated, locked, and tagged out.

Prior to initiating work activities on or around locked out / tagged out equipment, the equipment must be tested and tried by or in the presence of the person(s) performing the work activities.

RESPONSIBILITIES

- The Engineers in Charge is responsible for implementing and enforcing this procedure and approving lockouts /tag outs that impact the operation of the project.
- The Engineer in Charges responsible for authorizing Lockout /Tag out Requests.
- The Lockout / Tag out Coordinator is responsible for maintaining the Lockout / Tag out Log. Each shift should have a designated Lockout / Tag out Coordinator.
- The Isolator is responsible for determining the proper isolation devices and device positions required to isolate all potential energy sources so that the work stated on the Lockout /Tag out Request Permit may be safely performed. The Isolator must be familiar with the equipment and energy type(s) that require isolation. For this reason, in some cases the Isolator may be more than one person (i.e. Engineer, System Operator and/or Electrician). The Isolator shall position the specified device points, and apply locks and tags, and sign the tags and the LOTO Permit isolation point blocks.
- The Safety Manager is responsible for conducting an annual audit that is documented to ensure all procedures and requirements are current and being followed as written.

DEFINITIONS

Affected Employee: -

An employee whose job requires him/her to operate or use machinery or equipment on which servicing or maintenance is being performed under a lock out/tag out procedure or whose job requires him/her to work in an area in which servicing or maintenance is being performed under a lockout/tag out procedure

Authorized Employee: -

An employee who implements a lockout/tag out procedure on machinery, equipment, or systems in order that servicing or maintenance may be performed. Often an authorized employee and an affected employee may be the same person.

Danger “Do Not Operate” Tag

A tag used to identify energy isolation devices and specify the required position of the device. The tag should be affixed to the isolation device such that it is in plain view of anyone attempting to operate the device. The tags shall be sequentially numbered and shall specify the lockout/ tag out request number. The tag shall also state the purpose, and the expected duration of the lockout /tag out

Isolation Device

A device that is designed and intended to prevent the passage of energy. These devices, usually located at the energy source, are typically valves, circuit breakers, etc. Isolation devices should have a means of being locked in position

Lockout Device

A device that uses a positive physical means such as a lock, either key or combination type to maintain an energy isolation device in the safe position and prevent the inadvertent energization of machinery, equipment, or systems. Device locks should serve no other purpose other than hazardous energy control isolation

Lockout Tag out Request Permit

A pre-numbered form used to request that machinery, equipment or systems be taken out of service. A Lockout/Tagout Request Permit may be initiated by any one requiring energy isolation for work activities or for taking faulty equipment out of service

Lockout / Tag out Request Log

A record of all Lockout /Tag out Request Permits shall be maintained by the Lockout /Tag out Coordinator.

PROCEDURE**1. REQUESTING A LOCKOUT / TAGOUT PERMIT**

When machinery, equipment, or systems are partially or completely taken out of service for work activities or equipment protection, a lockout / tag out shall be requested. The requestor shall be familiar with scope of work required and shall provide a brief description of the work on the Lockout / Tag out Request Permit. The requestor shall also provide the proposed start time and estimated duration of lockout / tag out. If familiar with the machinery, equipment, or system to be taken out of service, the requestor may identify the devices that are required to be isolated. The LOTO Request Permit shall be forwarded to the Authorized Lockout / Tag out Coordinator for reviewed and signature, along with Permit to Work number to be entered on the LOTO Request Permit.

- a. The Lockout / Tag out Coordinator shall record the necessary information on the Lockout / Tag out Request Log and forward the request to the Engineer in Charge for approval.
- b. The Safety Manager or Engineer in Charge shall review the Lockout / Tagout Request Permit for impact on project operations. Project operations could be impacted by the equipment being taken out of service or by the required isolation to take the equipment out of service. If project operations are impacted by the Lockout / Tagout, the request shall be forwarded to the Engineer in Charge for approval.
- c. The Engineer in Charge shall provide the lockout / tag out isolation points necessary to perform the task stated on the request. The device identification, device location, device position, and locking mechanism

shall be entered into the appropriate blocks on the Lockout / Tag out Request Permit.

- d. The Engineer in Charge indicates approval of the Lockout / Tagout Request Permit by signing in the appropriate space on the request. If the Lockout /Tag out Request Permit is rejected, the Engineer in Charge shall return it to the requestor, via the Lockout / Tagout Coordinator with a written explanation of the rejection.
- e. Once approved, the Lockout / Tag out Request Permit shall be forwarded to the Lockout / Tag out Coordinator to assign tags and locks.
- f. The log shall show current status of all Lockout / Tag out Request Permits from submittal to approval, through lifting of locks and tags to final closeout. The log shall be maintained by the Lockout / Tag out Coordinator in their office.

2. PLACEMENT OF LOCKS AND TAGS

- a. The tags shall be filled out to match the information on the LOTO Request Permit. Appropriate locks for the types of isolation devices specified shall be collected and placed with the tags and the Lockout / Tag out Request Permit.
- b. The isolator(s) shall take the device locks, tags, and the Lockout / Tagout Request Permit to position the specified isolation devices, sign and hang the tags, and place the locks. If the isolator does not agree with or understand the Lockout / Tagout Request Permit, or has a problem performing the isolation, the problem should be brought to the attention of the Safety Representative or Area Supervisor immediately and the lockout / tag out should be postponed until the situation is resolved.
- c. Once the Isolator has placed all “locks” on isolation points, they will “test ”and “try” the machinery, equipment, or system to ensure all hazardous energy has been completely removed and the isolation is one totally accomplished, and has initialed and signed the Lockout /Tag out Request Permit indicating all isolation points have been confirmed. Examples of “lock”, “test” and “try”:
 - by checking that all locks on the LOTO Request Permit have been applied and are in the specified position open/closed, on/off, etc.; metering test of electrical circuits, opening of drain valves, checking pressure gauges or indicators; and try by pushing start buttons and on/off switches, etc.
 - Testing shall be performed by person(s) knowledgeable of the energy source(s) being isolated (e.g., an electrician should meter electrical circuits).
- d. A copy of the completed Lockout /Tag out Request Permit shall remain with the Work Package and used as part of the daily Pre-Job Briefings

3. WORKING UNDER A LOCKOUT / TAGOUT REQUEST

- a. Prior to starting the work activity, the person(s) performing the work shall review the Lockout / Tag out Request Permit and place the necessary tags and personal locks on the identified isolation devices. Personal locks may be placed only on devices that have already been locked and tagged in accordance with the Lockout / Tag out Request Permit.
 - All personal locks shall be accompanied by a tag that is signed and dated by the worker(s) and specifies the work activity being performed.
 - Personal locks should be of a different color than device locks for ready identification.
- b. Verification of the effectiveness of the isolation by the Isolator shall be performed for Worker’s working under the lockout / tag out, by demonstrating the checks on “lock”, “test” and “try”,
- c. When the work activity is finished, personal locks and tags shall be removed and the Safety Representative

shall be notified that the Lockout / Tagout is no longer required. If work under a lockout / tag out is to be delayed or interrupted for a period in excess of 24 hours, personal locks shall be removed until the work restarts. Personal locks shall be removed prior to the worker(s) leaving the project at the end of shift unless the key(s) are maintained at the project.

4. REMOVAL OF LOCKS AND TAGS

- a. When the lockout / tag out is no longer required, the Safety Representative or Area Supervisor shall obtain the Lockout / Tagout Request Permit from the work package for LOTO removal. Prior to removing locks or tags that may allow equipment to be energized, a check shall be made to verify that the equipment is free to safely operate (i.e., will not cause damage or injury). The locks and tags shall be removed and returned to the Lockout / Tagout Coordinator. Isolation devices may be repositioned at the discretion of the Engineer in Charge according to operational requirements. The Isolator shall complete the Lockout / Tagout Request Permit indicating each lock and tag has been removed and the Safety Representative or Area Supervisor forward to the Lockout / Tagout Coordinator.
- b. The Lockout / Tagout Coordinator shall discard the tags and maintain the completed Lockout / Tagout Request Permit for future reference.
- c. In the event that an employee leaves the job site without removing the personal lock I tag, the following measures shall be taken and documented. The measures listed below are a minimum set of guidelines and under all circumstances, refer to the site-specific safe work plan for detailed procedures:
 - Attempt calling / contacting the employee to return to the site for removal.
 - In the event an employee cannot be contacted, the Site Manager and Safety Manager shall sign an Emergency Lockout/Tagout Removal Form, which has been completed by the Area Supervisor.
 - Employee shall be notified upon returning to the site, prior to beginning any work.

5. INTERRUPTION OF A LOCKOUT / TAGOUT

Operational Emergency

The Engineer in Charge / Safety Manager /Area Supervisor may deem it necessary to temporarily remove the locks and tags from isolation devices, prior to the end of the work activity. The standard procedure for removal of locks and tags shall be followed. Extreme caution shall be taken by the Isolator removing the locks and tags to prevent personnel injury.

Testing

When the performance of a work activity requires the functional testing of a machine, component, or system, the locks and tags may be temporarily removed in accordance with the tag removal, to perform the test. As a result of the testing, if it is determined that the equipment needs further work, the locks and tags shall be positioned back on to the device. If it is not necessary to replace all the locks and tags, then the unnecessary locks and tags may be returned to the Lockout / Tagout Coordinator. The Engineer in Charge shall initial the Lockout / Tag out Request Permit in the removal block to indicate that these locks and tags have been removed. When testing has been satisfactorily completed, the locks and tags shall be removed.

ISOLATION DEVICES

- In most industrial applications, there are isolation devices that were not designed to accommodate a locking device. In these instances, an acceptable alternative that physically obstructs or prevents the use of the isolation device shall be found. Chains shall be placed on valves or electrical panels. Wires shall be determinate, pulled back, taped, and secured.

- If an isolation device does not accept a lock, a tag only is acceptable; however, all possible precautions shall be undertaken to provide a level of safety for the workers. The tag shall be readily visible to anyone attempting to operate the device.
- If more than one Lockout / Tagout Request Permit requires that a single isolation device be locked and tagged, a lock and tag for each request shall be placed. Each lock in itself prevents the inadvertent operation of the device.

GROUP / COMPLEX LOCKOUT

In a multiple lockout / tag out procedure, each person working on the machinery or equipment must place a lock or tag on the energy isolating device. If the energy isolating device will not accept multiple locks or tags, a hasp (a multiple lockout device, may be used. The locks or tags must be placed in such a way that energy cannot be restored to the machinery or equipment until every lock or tag is removed. As each employee involved no longer needs to maintain lockout / tag out protection that employee removes his - her lock and/or tag. The employee attaching the lock or tag is the only person authorized to remove the lock or tag.

6. TRAINING

The training must include recognition of hazardous energy source, type and magnitude of energy available, methods and means necessary for energy isolation and control. Each authorized employee shall receive adequate training. The training should address that all affected employees are instructed in the purpose and use of the energy control procedure. There should be training provisions included for any other employee whose work operations are or may be in an area where energy control procedures may be utilized. The employee training should also address when tag out systems are used including the limitations of a tag (tags are warning devices and do not provide physical restraint). The training should also include that a tag is not to be removed without authorization. The tag is never to be ignored or defeated in any way. Retraining is required when there is a change in job assignments, in machines, a change in the energy control procedures, or a new hazard is introduced. All training and I or retraining must be documented with employee's name and dates of training.

7. PROGRAM REVIEW

The lockout / tag out program must be reviewed at least annually. The review must ensure that procedures are being followed and that they are effective. A documented review of the inspection must include the date, the equipment, employees involved & the inspector. The inspector must be someone other than those actually using the lockout / tag out in progress.

ATTACHMENTS


#1. Danger (DO NOT OPERATE) Tags



#2. Device & Personal Locks and Multi Lock Hasp:



#3. Lockout / Tagout Request Permit

		LOCKOUT / TAGOUT REQUEST PERMIT			LOTO Request Permit No.:		
					Work Permit No.:		
Equip. Out of Service:	LOTO Date Required by: _____/_____/_____	Estimated Duration:	LOTO Requested Date:				
Scope of Work:				LOTO Authorization			
				Signed by:			
				Date:			
				LOTO Removal Authorization			
				Signed by:			
				Date: Time:			
Tag No.	Device to be Tagged / Locked I.D. No.	Device Location	Device Position OPEN / CLOSE D -	Lock No.	Tag/Lock Placed by Print/Sign - Date/Time	Tag /Lock Removed by Print/Sign - Date/Time	
Comments Instructions: Attachment 3.Lockout / Tag out Request Permit:							

#4. Lockout / Tag out Request Log

LOTO Permit No.	Request or Name	Equipment & Location	Est. Work Completed Date	Approval Date	LOTO Placed Date	LOTO Removed Date	Comments

14. RISK ASSESSMENT

Risk and Hazard Analysis

In order to produce an overall Project EHS Plan, a project must be assessed for its risks. There are two components to the risk and hazard analysis. The procedure used to examine and plan for the identified risks and hazards is called a General Hazard and Risk Assessment.

JSA/HIRA review

Prior to commence the following activities Method statement and JSA/HIRA to be prepared by the concern engineer in coordination with EHS officer and submit to the client for review and approval. After getting approval the work will be started under PTW after clearance. For HIRA and criteria for the defining the high, medium & low risk the relevant annexure be referred. In case any deviations required in the approved method statement the concerned engineer/supervisor has to prepare additional HIRA/JSA to cover the new activities and associated risk. Following activities to be covered,

- Deep excavation (more than 5 feet)
- Significant concrete pouring (like heavy foundation, TG deck, Slab casting etc.)
- Confined entry
- Blasting
- Working on electrical/ energized equipment's
- Steel erection more than 5-Ton weight
- Working at height prior to completion of stairs/ladders/hand railing etc.

Definition:

HAZARD - Any potential or present danger to persons or property within the project site, e.g., oil on the floor is a hazard.

INCIDENT - An unintended happening that may result in injury, loss or damage, e.g., Slipping on the oil is an Incident.

INJURY – Physical harm, the result of an Incident, e.g., a sprained wrist from the fall would be an injury.

Hazard Analysis Document

- For high risk and dangerous work identified, the Applicant shall complete and submit a Hazard Analysis Document together with the PTW request. It will be a JSA (Job Safety Analysis) or Preliminary Hazard Analysis Checklist. And it shall be reviewed and approved by respective Construction and HSE Representatives.
- Issues such as work interface, coordination, drawings, toolbox meetings and work type/duration shall be detailed and included with supporting documentation for the Applicant's request for PTW.
- If applicable, Hazard Analysis Document shall be used as the foundation for development of Safe Work Method Statement. Each hazard identified shall be addressed in the Safe Work Method Statement and be submitted as part of the Applicant's submittal package.

Evaluation of Sub-contractor Risk Assessments includes

- Experience and expertise in performing similar type work.
- Duration of work performed
- Location of the work to be performed.

- Nature of the work to be performed.
- Potential for a subcontractor performing the work to expose themselves, other persons or employees, to hazards.
- Potential for exposure to work site hazards.

Review of Subcontractor specific issues

Preventive and protective measures must be introduced according to the following order of priority

- Eliminating the hazard by removing the activity from the work process. Examples include substitution with less hazardous chemicals, using different manufacturing processes, etc.
- Controlling the hazard at its source through use of engineering controls. Examples include local exhaust ventilation, isolation rooms, machine guarding, acoustic insulating, etc.
- Minimizing the hazard through design of safe work systems and administrative or institutional control measures. Examples include job rotation, training safe work procedures, lock-out and tag-out, workplace monitoring, limiting exposure or work duration, etc.
- Providing appropriate personal protective equipment (PPE) in conjunction with training, use, and maintenance of the PPE.

15. HSE PREPAREDNESS FOR ADVERSE CLIMATES AND WEATHER

All Preventive and Precautionary measures to ensure Health & Safety of workers in all possible adverse weather conditions based on the analysis of the local area conditions to be taken by the subcontractor

15.1 SUMMER

1. The Working Time and Lunch Hour will be as per instruction of Statutory Authorities (no work between 11am to 3:30pm). However, in case temp comes down due to rain/cloudy weather work will continue as per normal routine.
2. During long lunch break, worker will be allowed to go back home for rest. Those who will like to stay back will avail at the facility of rest shed or other designed area.
3. They will be allowed to take small break during work as per their need.
4. Water sprinkling will be done on roads to reduce dust concentration.
5. Workers will be provided with adequate cool drinking water and Butter milk/Lemon water etc.
6. Adequate ORS stock will be made available at the work location in the First-Aid Box for use as needed and at First-aid Centre for emergency need.
7. Fire prevention shall be on high alert, with removal of dry grass and bushes, etc, inside and outside the surrounding work areas. No smoking, and control of open flame/sparks shall be maintained and monitored.
8. Worker will be informed about the Do's and Don'ts to be followed during summer in the Pre Job Brief.

Dos & Don'ts

1. Drink plenty of cool water and other non-alcoholic fluid and keep body well hydrated.
2. Eat salt in food to replenish loss of salt through sweating.
3. Avoid over physical exercise.
4. Have adequate sleep at night.
5. Eat light and less spicy food
6. Avoid eating food which was cooked long time ago.

7. Nobody should use small water bodies such as pits, running rain water through crevices etc. for drinking and cleaning purpose as it may be unhygienic.

Emergency Handling

In case of emergency due to heat disorder:

1. Rescue the victim from workplace and place under shed.
2. If to be rescued from height, use stoke basket or rescue kit.
3. Inform Ambulance immediately.
4. If nearby any air conditioned room/shed is available, place him inside the room/shed.
5. Administer First aid by trained First aider for Heat Disorder
6. If conscious, give him ORS solution to drink.
7. If required send the victim hospital immediately.

15.2 MONSOON**A. Height Work & Structural Safety:**

1. Ensure that all height work platforms are barricaded and avoid any highly hazardous
2. Height work.
3. Ensure that all personnel have good quality and intact safety shoes
4. Stop all dangerous height work during rain
5. Explain Do's and Don'ts to workers during Tool Box Meetings
6. Ensure that there are no weak structures, boards etc. that can fall during high winds
7. Do not allow any loose material (e.g. GI sheet, Ply board, empty cement bag, aluminium foil, foam sheets etc.) on roof sheds or top of structures.
8. Do not permit any one to ride up or come down scaffolds frame work during heavy wind or rain.
9. Provide "anchor" of adequate strength to scaffolds and other high-rise structures.
10. All rest sheds and GI sheds will be anchored into the round and wall and roof panels will be secured with J hook to prevent shed from blowing over or parts/pieces becoming airborne. Proper earthing per IS standard is also to be installed.
11. Do not go alone nor permit anyone to stay at tower-tops, roof-tops, high structures or on electrical poles during the course of stormy weather or heavy rain.

B. Electrical:

1. All electrical connections / loads have to be routed through ELCB / RCCB (residual current circuit breaker) whose rating should be 30mA.
2. RCCB operational checks need to be done DAILY / WEEKLY during monsoon season.
3. Avoid joints on power cables which need to be laid over-head or under-ground, better not to have any joint at all. In case joints become essential, such cables must be housed rigidly and insulation must be provided as per approved standard. The joint shall be suitable for outdoor use.
4. All electrical distribution board shall be properly covered at top and sides to protect from rain water. Extension boards shall be protected from rain water.
5. Ensure proper "earthing" for each and every electrical appliance.
6. Double earthing need to be provided for 3-phase power supply and for voltage more than 220V.

7. Provide lightening arrestors at the top of Boiler 3 and boiler 4 and rest sheds which are not covered by existing lightening arrestor of other installation.

C. Others:

1. Maintain smooth flow on open drains. i.e. no obstruction or blockade shall be made on storm water drains. If required, make temporary drains.
2. Arrange back-filling of excavated pits on war-footing basis.
3. Arrange bringing down booms of all cranes, hydra machines during stormy weather (wind speed 40-50 km/hr)
4. Confirm that all gantry cranes are effectively choked to prevent rolling and toppling.
5. Do not forget to deep ready a dew battery operated lights at site-offices during rainy season.
6. Avoid using wet damp clothes.
7. Hard Barricade excavated zone filled with water with scaffolding pipe & clamp with reflective net
8. Engage diesel operated water pump to dewater work area. For electrically operated water pump, the starter shall be protected from rain water. All rotating parts shall be guarded. Ensure availability of sufficient water pumps.

D. Health and hygiene:

1. Monsoon reduces the immunity of our body and makes us vulnerable to many diseases which are commonly associated with this season. It is time for us to keep our body challenging against disease by boosting our immunity and taking safety measures against these diseases.
2. The diseases associated with monsoon are Malaria, Jaundice, Gastro-intestinal infections, like typhoid, cholera etc. apart from these viral infections like cold and cough also make their presence felt. Majority of above said diseases are on account of:
3. Puddle of water formed due to rain become breeding grounds for mosquitoes which spread disease like, malaria and dengue fever. As a precautionary measure against mosquito-bite disease one can use mosquito net around the end which is better choice to mosquito repellents like mats and coils.
4. Pollution of drinking water during monsoon is very common. It is very necessary to drink clean and pure water when water-borne monsoon diseases like diarrhoea and gastro-intestinal infections threaten us.
5. Walking in dirty water during rainy season leads of numerous fungal infection which affect toes and nails. Diabetic patients have to take a special care about their feet. Keeping feet always dry and clean is very necessary. Avoid walking in dirty water. Keep shoes socks and raincoats dry and clean.

E. Workmen will be made aware of following Do's and Don'ts:

1. Do not sleep in daytime.
2. Avoid over physical exertion.
3. During lightning and thunder storm, do not take shelter under tree. Take shelter inside rest shed or store room.
4. Wash vegetables with clean water and steam them well to kill germs.
5. Avoid eating un-cooked foods and salads should be washed properly before consumption.
6. Drink plenty of water and keep body well-hydrated.
7. Always keep the surrounding area dry and clean. Don't allow to get water accumulated around.
8. Keep body warm as viruses attack immediately when body temperature goes down.

9. Do not enter air conditioned room with wet hair and damp cloths.
10. Dry your feet and webs with soft dry cloth whenever they are wet.
11. Eat light and less spicy food.
12. Avoid eating food which was cooked long time ago.
13. Eat salt in food to replenish loss of salt through sweating.

15.3 EMERGENCY WEATHER CONDITIONS

Cyclone/Severe thunder storm

In the event of Cyclone/Severe thunder storm, alert will be issued by subcontractor on notification received by Govt. authorities/Metrological departments Customer or BHEL.

The actions required during cyclone/rough weather:

1. Check and advice subcontractors to clean-up work area. Pick up all loose and unused material of respective supervisor's area.
2. Tie to secure all gas cylinders to avoid displacement and unsafe conditions which could be due to wind pressure.
3. Secure portable electricity generating sets and other equipment, pumps, hoses etc.
4. Make preparation for removal of water logging.
5. Take review of work activity and make preparation for removal of equipment and material from vulnerable areas.
6. Isolate/turn off all electrical power form the main panel/switches. Secure and anchor panels properly.
7. Recheck anchorage/tie of all temporary structures/sheds, tall objects, cranes, rigs, scaffolds etc. to avoid toppling due to wind force.
8. Cranes boom shall be secured, either locked or lowered the booms as reasonably and practicably possible and rigs to safe position for the safety point of view.
9. Group up all trash barrels, wooden pallets, forms; wooden decks etc. and anchor properly.
10. Welding machines, air compressors and such equipment are to be grouped together and secured to the stable objects. Welding leads, electrical cables, hoses are to be rolled up and secured properly.
11. Set on site vehicles on high ground in the site area with brakes set firmly.
12. Anchor all tanks, vessels, gas cylinders that may be moved by high wind and water.
13. Evacuate job site.

Personnel Evacuation:

1. Personnel Evacuation will be required if predicted wind speed and storm surge heights are beyond acceptable limits as per the instructions from Govt. Authorities/ Metrological departments or Customer.
2. Once the warning is received for personnel evacuation, an emergency response team shall be formed. The team will work with local authorities and other agencies formed/deployed to evacuate and transport all personnel involved in the project to the cyclone shelter.
3. Cyclone may be followed by the calm "EYE", be aware of it. If the wind suddenly drops, don't assume the cyclone is over. Violent wind may resume from the opposite side direction. Wait for the official "All clear Signal".

4. After the cyclone, do not go outside until officially communicated about safe situation outside. Use recommended routes for returning. Do not panic or rush while returning.
5. Checking of gas leaks and well-being of electrical appliances is essential before leaving the site.
6. Follow local communications for official warning and advice. The construction Manager shall also obtain updates from customer/metrological departments and communicate to the personnel on project site.

15.4 PREVENTION OF COVID-19 (COVID-19 HERE TO BE READ AS COVID-19 AND OTHER PANDEMICS/ COMMUNICABLE DISEASES) AT PROJECT SITE & LABOUR COLONY:

Resumption of Construction Activities after Lock Down and Prevention of Coronavirus Infection during Site Operations and OCP 61A: Prevention of COVID-19 Infection in Labor Colony will be strictly followed.

A. Preventive measures at project site:

- BHEL and Agencies shall nominate COVID Marshalls, who will be responsible for monitoring the COVID prevention measures and apprising management on the same.
- Mandatory health check-up for every worker/ official joining the site
- All activities to be carried out using least amount of paperwork and physical proximity as far as possible.
- **HSE Observer App** to be used to monitor HSE Activities and follow up with agencies for closure of non-conformities.

a. Strict Control at the Gate/ Banning Entry to Anyone Not Wearing Masks

- i. Security personnel at the gate may erect a barricade preferably approx. 10 meters from the gate and only allow personnel who are wearing proper masks inside.
- ii. Public address system may be used to warn any non-compliant visitors
- iii. Near entry gate, round markers at minimum 1-meter distance to be ensured so that distancing is ensured
- iv. A hand-wash or hand sanitiser facility is preferable at the gate to allow entry after hand wash or hand sanitisation. These are also to be provided at key locations to enable hand wash / hand sanitisation before starting work, before eating, etc.
- v. Gutkha, Paan, tobacco etc. to be banned from the site. Spitting to be strictly prohibited.

b. Screening at Gate with Contactless Thermometer & Action on Suspected Cases

- i. Security Personnel at the Gate to screen each person entering the premises using a non-contact infrared thermometer, which is duly serial numbered and calibrated.
 - ii. In case any site worker/ official is found to have fever more than 99 Degrees Fahrenheit or found coughing/ sneezing, he/she may be advised rest till recovery and entry to be permitted after obtaining clearance from medical officer/assistance/attendants.
- Parcel to be collected from gate by concerned person preferably with provision of Special Box
 - Any construction material received at site, unless properly sanitized, to be kept undisturbed for at least 3 days and to be used only after that period.
 - During Toolbox Talks, minimum 1-meter distance between any two workers to be ensured

c. During site execution activities:

For all site execution activities, social distancing is to be maintained. In case this is not possible due to nature of work, speciality of work, etc, ensure sensitisation of the labour/staff involved and use of appropriate PPEs, especially mandatory face mask. In any case, close working to be allowed only in special

circumstances and ensuring these activities are preferably time staggered to the extent possible

d. In office premises:

- i. Sharing of items like pens, water bottles etc. in office premises to be avoided
- ii. Doors preferably to be in open condition to avoid contact
- iii. All common touch points to be frequently disinfected in a day.

e. Regular disinfection of all Areas, Equipment and facilities

- i. A dedicated disinfectant gang to be identified for the task by each agency. The disinfectant gang to be provided full body suits for the task.
- ii. All areas (including office premises, site areas, chairs, tables, furniture etc.), tools & equipment to preferably be disinfected by dedicated gang every day before resumption of work.
- iv. Common touch points like handrails, lift buttons, door/window knobs or handles, vehicle door handles, taps, conference room & dining hall tables/chairs, common sofas/chairs, visitor sofa/chairs, files & folders, etc to preferably be disinfected regularly at frequent intervals every day.
- v. Pool vehicles, to be disinfected after every use. Social distancing to be maintained inside the common pool vehicles as per Govt./ statutory body guidelines.

f. Disinfecting the operator/driver touch points of Vehicles/cranes, T&Ps etc.

Disinfection to also be carried out for all Cranes, Vehicles, Equipment, consoles, T&Ps etc. which come into contact with operating personnel.

g. Posters on COVID-19

Sufficient Posters on COVID-19 to be ensured across the site in languages understood by most workers.

h. Brief guidelines for hand washing are as below:

- i. Soap to be provided at each wash basin and replenished regularly.
- ii. Washing with soap for at least 20 seconds is recommended.
- iii. As a general guideline, for every 100 workers, 1 wash-basin may be provided at site areas.
- iv. Close queue to be avoided near wash-basins and 1-meter distance to be maintained. Round markers at 1-meter distance can be ensured as guidance

Composition of Disinfectant:

- i. Readily available 1% hypochlorite solution or 4%
- ii. Liquid chlorine-1% solution
- lii. Surgical spirit-95% alcohol content
- iv. Hand sanitizer should have: Isopropyl alcohol-75%, Glycerol-1.45%, Hydrogen Peroxide-0.125%

B. Prevention of COVID-19 Infection in Labor Colony:

- Spacing of minimum 2 meters between living areas of workers inside a room may be maintained. Preferably, the living area of each worker may be partitioned using sheet of cloth, plastic etc.
- Rooms to be properly ventilated as far as possible
- Sanitation to be given prime importance and personal hygiene to be promoted
- Face masks shall be worn by everyone inside the colony premises
- Spitting of Pan. Gutkha etc. inside the colony and urinating etc. outside the toilets to be strictly avoided
- Regular visits by Doctors to the labor colony can be arranged on non-working day for check-up of all workers
- **Identification of “COVID Wardens” (CWs) by each agency for maintaining the following:**
 - i. Keeping an eye on the health of workers and report any suspected cases of fever, coughing etc. to the

management

- ii. Keeping an eye on the social distancing measures in the labor colony and report any non-conformances to the management.
 - iii. Educate the workers about social distancing and COVID prevention measures.
- Training/ Awareness regarding COVID-19 to be provided to workers regularly.
 - Workers to be instructed to maintain social distancing of minimum 1 m at all time
 - **Posters on COVID-19:** Sufficient Posters on COVID-19 to be ensured across the labor colony in languages understood by most workers.
 - All workers to be instructed to inform any suspected cases of illness (individual or others) to an emergency contact number of CW, the emergency contact numbers and CW contact numbers to be displayed at prominent locations
 - **Inspection & Review**
 - i. Daily Inspection by concerned COVID Wardens and reporting to Agency
 - ii. Regular inspection by Agency & BHEL

15.5 Noise Mitigation

High noise is harmful to the human health and it can cause impairment if exposed for long duration at regular intervals, and also cause disruption in nearby communities.

- Noise monitoring shall be carried out in all construction locations periodically.
- Use of silent DG is allowed at site during construction.
- Low noise generation equipment's to be preferred.
- Work areas where noise levels exceed the 85db shall be posted as hearing protection required.
- Use of PPEs / ear plug/ear muff for personnel entering into high noise area.
- Activities generation High noise will be planned in day shift.

Noise Level Chart

Parameter	Night Noise level dBA	Daytime Noise Level dBA
At 1-meter from each piece of equipment	85	85
At Property boundary	70	70



ANNEXURE J

First-Aid Box

Details & Contents of First Aid Box as per Contract Labor (Regulation & Abolition Act), Central Rules, 1971

- (1) The first-aid box shall be distinctively marked with a Red Cross on a white background and shall contain the following items, namely:

(a) For establishments in which the number of contract labor employed does not exceed fifty, each first aid box shall contain the following equipment:

(i)	6 small sterilized dressings
(ii)	3 medium size sterilized dressings
(iii)	3 large size sterilized dressings
(iv)	6 pieces of sterilized eye pads in separate sealed packets.
(v)	6 roller bandages 10 cm wide.
(vi)	6 roller bandages 5 cm wide.
(vii)	One tourniquet
(viii)	A supply of suitable splints
(ix)	Three packets of safety pins.
(x)	Kidney tray.
(xi)	3 large sterilized burn dressings.
(xii)	1 (30ml) bottle containing a two percent alcoholic solution of iodine
(xiii)	1 (30 ml) bottle containing Sal volatile having the dose and mode of administration indicated on the label
(xiv)	1 snake bite lancet
(xv)	1 (30gms) bottle of potassium permanganate crystals.
(xvi)	1 pair scissors
(xvii)	1 copy of the First-Aid leaflet issued by the Director General, Factory Advice Service and Labor Institutes, Government of India.
(xviii)	A bottle containing 100 tablets (each of 5 grains) of aspirin
(xix)	Ointment for burns
(xx)	A bottle of suitable surgical anti-septic solution

(b) For establishment in which the number of contract labor exceeds fifty each first-aid box shall contain the following equipment:

(i)	12 small sterilized dressings
(ii)	6 medium size sterilized dressings
(iii)	6 large size sterilized dressings.
(iv)	6 large size sterilized burn dressings
(v)	6 (15 grams) packets sterilized cotton wool
(vi)	12 pieces of sterilized eye pads in separate sealed packets.
(vii)	12 roller bandages 10 cm wide.
(viii)	12 roller bandages 5 cm wide.
(ix)	One tourniquet.
(x)	A supply of suitable splints.
(xi)	Three packets of safety pins.
(xii)	Kidney tray.
(xiii)	Sufficient number of eye washes bottles filled with distilled water or suitable liquid clearly indicated by a distinctive sign which shall be visible at all times.
(xiv)	4 per cent Xylocaine eye drops, and boric acid eye drops and soda by carbonate eye drops.
(xv)	1 (60ml) bottle containing a two percent alcoholic solution of iodine
(xvi)	One (two hundred ml) bottle of mercurochrome (2 per cent) solution in water.
(xvii)	1 (120ml) bottle containing Sal volatile having the dose and mode of administration indicated on the label.
(xviii)	1 roll of adhesive plaster (6 cmX1 meter)
(xix)	2 rolls of adhesive plaster (2 cmX1 meter)
(xx)	A snake bite lancet.
(xxi)	1 (30 grams) bottle of potassium permanganate crystals.
(xxii)	1 pair scissors
(xxiii)	1 copy of the First-Aid leaflet issued by the Director-General, Factory Advice service and labor Institutes, Government of India.
(xxiv)	a bottle containing 100 tablets (each of 5 grains) of aspirin
(xxv)	Ointment for burns
(xxvi)	A bottle of a suitable surgical anti septic solution.

- (2) Adequate arrangement shall be made for immediate recoupment of the equipment when necessary.



ANNEXURE K

Vertigo Test

Vertigo Test Procedure/ Guidelines

This document specifies minimum requirements for vertigo test. These may be supplemented by any additional requirements deemed fit by the medical examiner/ HSE department)

Fear of height may be physiological or psychological. Therefore, to rule out any possibility of physiological factor, detailed medical check-up of workers is carried out before vertigo test. Medical check-up of workers includes the following:

history of past illnesses (like epilepsy, drug allergy, diabetics/ hypertension, unconsciousness etc.), general physical examination (like height, weight, BMI, build and nourishment etc.), measurement of pulse rate, Blood Pressure, respiratory rate.

After this check-up, those who are found suitable for height work by examining doctor, are allowed to undergo vertigo test.

During this health check-up, psychology of workers is also studied. If any worker finds it extremely difficult/ frightening to climb the monkey ladder & walk on the beam, during/after performing vertigo test or even before performing, then he is treated as disqualified.

As per standard, during vertigo test, worker is allowed to climb on a foundation through monkey ladder, walk on a beam, then steps down at the other end of beam, through monkey ladder. Height of the beam should be at least six feet from ground level. All necessary safety precautions are taken during this test. Worker has to wear full body harness with double lanyard. A horizontal lifeline is run parallel to the beam and worker has to put his lanyards into the lifeline. Additionally, a safety net is also put below the beam for rescue of the victim in case of a fall from beam.

Following activities are suggested to be carried out during testing:

1. Walking Bench Training:

- a. Person should walk over the channel. He should maintain balance & walk without much problem.
- b. If the person has problem to balances himself on repeated chances, he may be having flat foot or some other problem. So, he may not be fit for height work.

2. Rope Climb Training:

Person should be able to climb the rope up to the top channel for ensuring that in case of fall, a person hanging on the safety harness, will be able to safely climb back to the platform within minimum time period before the safety harness start breaking down under the load.

3. Height Work Training:

Person should walk freely on the middle channel while holding the top channel with the help of safety harness.

4. Ladder for Vertical fall arrestor Training:

Vertical fall arrestor rope is fixed from top to bottom of the ladder. It will ensure:

- Usage of vertical fall arrestor.
- Usage of two lanyards of a safety harness.
- Ensure 3-point contact on the ladder while climb.

5. Chair for work at height Training:

- Climb through vertical ladder with two lanyard ropes.
- Hooking of two lanyard ropes to life line. With this safe arrangement, he can walk to chair.
- Sits in the chair safely, comes out & walks back to the vertical ladder & come down from vertical ladder. After completion of vertigo test, blood pressure of worker is again measured. If it is not within acceptable limits for any worker, concerned worker is denied height pass.

Only those who pass the above training are to be considered as fit for height work.