Bharat Heavy Electricals Ltd.,

(A Government of India undertaking)

Solar Business Division

Opp IISC, CNR Rao Circle, Malleshwaram, Bangalore - 560012

Quotations are invited under two part bid system for Supply and Commissioning Support of 22KV Metal Clad MV Switchgear Panels for 8MWac Solar PV Farm at Tamarind Falls, Henrietta (Phase-II), Mauritius through e-procurement route.

RFQ NO and date	RAJBOS0079 dated 22.10.2021 (E-tender)
RFQ due date & time	03.11.2021 up to 13.00 hrs (IST)
Date, Time & Venue of Part-I Bid Opening	03.11.2021 after 13.30 hrs (IST) (E-tender) – Website - https://eprocurebhel.co.in/nicgep/app
Date, Time & Venue of Price Bid opening	Will be intimated later for technically accepted vendors
Address for Communication & Contact Person in BHEL	Mr. Rajesh S (09845634534)/ Mr. A K Nived Kumar (09448174930) Email: s.rajesh@bhel.in aknived@bhel.in

RFQ No. RAJBOS0079

Pre-Qualification Criteria

BHEL-SBD is executing 8 MW Solar PV Farm project at Tamarind Falls, Mauritius.

Tender for indoor MV Panels is being done through Open Tender.

Supply of 22kV MV Panels - 1 set
Supply of MV Panel spares - 1 set
Onsite commissioning support - 1 AU

Following is the Pre-Qualification Criteria (PQC):

1. Vendor shall be an OEM or OEM authorized partner or system house. Vendor shall submit the catalogue or authorization letter from OEM as a proof of evidence.

2. Vendor shall have experience of having supplied 11 kV or higher rated MV switchgear panels in power plants having a cumulative capacity of at least 50 MW. As an evidence vendor shall submit PO copies along with the completion/ commissioning certificate from end user (Developer/EPC Company).

3. The vendor should have experience of supply and commissioning of at least 3nos, of 22kV GIS/SF6 insulated MV switchgear Panels to power plant/substation. As an evidence vendor shall submit PO copies along with the completion/commissioning certificate from end user (Developer/EPC Company).

COPY RIGHT AND CONFIDENTIAL

The information on this document is the property of Bharat Heavy Electricals Limited.

It must not be used directly or indirectly in anyway detrimental to the interest to the company

Technical specification

for

22kV Indoor Metal Clad MV Switchgear panels

Revision details: R 00	Prepared by: PVV Ravi Kishore V	Approved by: Prachi Rao V	Date: 07/07/2021

1.0 Introduction

This specification is for 22 kV metal clad indoor type MV switchgear panels for **8MWac Solar PV Farm at Tamarind Falls, Henrietta (Phase II), Mauritius.** These MV switchgear panels shall provide the interface between the MV system of the solar PV farm and the MV distribution network of the Central Electricity Board.

1.1 Reference standards

1	IEC: 62271-100	High voltage alternating current circuit breakers.
2	IEC: 62271-200	High voltage metal enclosed switchgear and control gear.
3	IEC: 61850	Communication Standard for Numerical relays
4	IEC: 61131-3	Automation Standard for Numerical relays
5	IEC: 60099-4	Metal oxide surge arrestor without gap for AC system
6	IEC: 337 & 337-1	Control switches (LV switching devices for control and auxiliary circuits)
7	IEC: 60947-7-1	Terminal blocks for copper conductors

1.2 Enclosed documents:

Single line diagram (SLD) for the overall PV power plant is attached vide BHEL drawing BHEL-CEB-ELE-001.

1.3 Configuration & Location of the MV switchgear:

22KV MV Switchboard – 1 Set
Location: 22KV MV Substation building

1.4 Clause-wise acceptance of this technical specification:

Vendor shall provide nil deviation letter as a confirmation to BHEL specification.
In case of any clarifications needed in this specification, the same needs to be communicated in writing at least five days earlier to the technical bid opening date.

2.0 Scope of supply

#	DESCRIPTION	Quantity
2.1	**Main equipment**	
2.11	Supply of 22kV MV Switchgear 22 kV indoor metal clad switchboard as per the SLD BHEL-CEB-ELE-001consisting of: □ One (1) cubicle each designed for the ring connection of the MV system of the solar PV farm with the MV distribution network of the Central Electricity Board - SS 1. □ Two (2) cubicles for voltage measurement and protection - SS 2 & SS 5 □ One (1) circuit breaker with double isolation cubicle - SS 3 □ Two (2) cubicles each designed for the control and protection of the incoming feeders from the ring connected solar compact stations – SS 7 & SS 8	**1 Set** **(One set)**

<table>
<tr><td></td><td>□ One (1) cubicle for the control and protection of a MV/LV auxiliary transformer – SS 6
□ One (1) cubicle for current measurement for metering purpose - SS 4

Commissioning spares and accessories viz., handles, door keys & other tools required for trouble free operation of the panels shall be in the scope of vendor. Vendor to specify the items and quantity</td><td></td></tr>
<tr><td>2.2</td><td>Mandatory Spares
<table>
<tr><th>#</th><th>Item</th><th>Qty</th></tr>
<tr><td>a)</td><td>Voltage Transformers</td><td>6 Nos</td></tr>
<tr><td>b)</td><td>Current Transformers</td><td>6 Nos</td></tr>
<tr><td>c)</td><td>Fuses</td><td>6 Nos of each type and rating</td></tr>
<tr><td>d)</td><td>Each relay type used on the cubicles.</td><td>1 Nos</td></tr>
<tr><td>e)</td><td>Charging motors</td><td>4 Nos</td></tr>
<tr><td>f)</td><td>Numerical Protection Relay for SS8 Switchgear</td><td>1 Nos</td></tr>
<tr><td>g)</td><td>Numerical Protection Relay for SS3 Switchgear</td><td>1 Nos</td></tr>
</table>
Notes:
(a) The above spare quantities are for contingency purposes over and above the warranty requirements.
(b) Where % quantity is a decimal, same shall be rounded off to the next higher whole no.
(c) Item-wise break-up prices shall be provided.
(d) Successful vendor shall indicate the total quantity used in the main equipment supply for verification of % qty.</td><td>1 set

To be quoted on per set basis with item-wise break-up prices.</td></tr>
<tr><td>2.3</td><td>Installation and commissioning of HT Switchgear

BHEL scope of activities at site for installation and commissioning:
(1) Movement and positioning of MV switchgear at the earmarked position in the substation control room.
(2) Making power cable interconnections between MV switchgear and SCADA/ACDB/DCDB.

Vendor scope of activities at site for installation and commissioning:
Vendor shall provide support to BHEL at the time of Installation of the MV switchgear at the project site. Accordingly, vendor shall depute I&C / service engineer to the site.

a) Vendor shall carry out all electrical and mechanical interconnections within and between the MV switchgear.
b) Inter-panel simulation checks (MV switchgear to marshalling box of transformers) to confirm correct operation of the panel relays and interlocks. Vendor shall rectify, in case of any problems (for example, related to wiring, circuits, meters, relays, spring charge motor, etc.), observed during such functional checks.
c) Megger / insulation / earthing checks and other electrical inspection checks on</td><td>1 AU</td></tr>
</table>

	the MV switchgear after the installation. d) In addition, presence of service person at the site is required during commissioning of power plant to ensure that any technical problems encountered with MV switchgear is attended to and resolved immediately. A single lump-sum price for commissioning of all MV switchgear in the total scope of supply shall be offered. The lump-sum price shall include all the costs that will be incurred by the vendor towards commissioning including travel, boarding, lodging and any other contingency expenses which are not explicitly mentioned here.	
2.4	**Warranty:** During the warranty period, whenever a technical problem is encountered with equipment supplied by vendor, BHEL/ end customer shall report the same to the vendor. Vendor must ensure that the problem is attended either by replacement or repair of the defective part(s)/ equipment free of cost. Charges incurred by the vendor towards repair/replacement, travel, lodging, boarding, material transportation, service and any other contingency expenditure shall be deemed to be included in the cost of equipment. No additional payment will be made by BHEL/ end customer. Vendor shall inform the escalation matrix of the service team.	

3.0 Technical Documents to be submitted along with offer

(a) Technical offer comprising of Product datasheet and SLD of the offered configuration
(b) Typical Overall General Arrangement for the panel indicating dimensions, weight and cable cut outs/termination arrangement.
(c) List of spares offered, with item-wise quantity and without prices.
(d) Type tests carried out on circuit breaker / circuit breaker panels of same voltage class as per IEC 62271-100 and IEC 62271-200. Supporting test certificates shall be provided by vendor.

4.0 MV Switchgear panels – Technical specifications

Solar PV power plant MV substation building shall be provided to house the 22 kV switchgear panels. The vendor shall submit all relevant data of the proposed switchgears and associated equipment for approval prior to manufacturing. Vendor shall submit all test certificates/ documents before commissioning the MV switchgear panels.

The MV switchgear and all MV equipment shall comply with specific standards and with the IEC 60694 «Common specifications for high-voltage switchgear and control gear». The latter defines the normal conditions for the installation and use of such equipment. Condensation may be prevented by use of de-humifying equipment. The Switchgear shall have anti-condensation heaters inside MV cubicles and let them run continuously, i.e., without automatic or manual control.

4.1 Electrical Characteristics

The 22 kV switchgear shall comply with the general requirements specified in IEC 62271-1 as detailed below:

#	Description	Unit	Requirement
1.	Nominal System Voltage	kV	22
2.	Highest System Voltage for Equipment	kV	24
3.	Rated Voltage	kV	24
4.	Type of Installation		Indoor
5.	Number of Phases		3
6.	Rated Frequency	kV	24
7.	Rated Lightning Impulse Withstand Level (1.2/50 µs peak value)	kV pk	125
8.	Rated Normal Current (Busbar)	A	630
9.	Rated Normal Current (Feeder)	A	630
10.	Rated Normal Current (Transformer Incomer)	A	630
11.	Rated short-time withstand current	kA	25
12.	Rated duration of short circuit	s	1
13.	Rated peak withstand current	kA	62.5
14.	Degree of protection (enclosure)		IP41
15.	Loss of service continuity category		LSC2A
16.	Class of partitions and shutters		PM
17.	IAC Classification		Accessibility Type A (authorized personnel)
18.	Type of Accessibility		AFLR
19.	Short circuit current for IAC	kA	25
20.	Short circuit duration for IAC	s	0.5
21.	Particulars of the Operating Devices		
22.	Type of operating device		Motor charged spring
23.	Rated supply voltage		110 V dc

4.1.1 SS 1 - Cubicle for Ring Connection with CEB Network

The cubicle for ring connection shall comprise of the following equipment:

- switch disconnector
- voltage presence indicator

4.1.1.1 Switch Disconnector

The switch disconnector shall comply with IEC 62271-102 and should be fully insulated by SF6 gas. The switch disconnector shall be triple pole with integral fault making earth switch. The rated current of the switch disconnector shall be 630 A. The switch disconnector shall be capable of making on to a fault whose magnitude is equal to the specified short circuit level for the time specified in table above.

The switch disconnector shall operate by means of a motor-operated spring-stored energy system, featuring a rapid acting mechanism, independent of the operator. The motor shall be suitable for 110 Vdc. Mechanical indicator for "charged-discharged" position shall be provided. In the absence of auxiliary power supply, the manual operation of the spring charging system shall be possible. The switch disconnector shall also be equipped with closing and opening coils suitable for 110 Vdc.

Auxiliary contacts shall be provided on the switch disconnector to indicate its status to the local SCADA system. The switch disconnector shall be equipped with a SF6 pressure switch with two (2) levels of alarms for low pressure and very low pressure respectively.

Mechanical indicators of the switch disconnector position shall be provided on the front fascia. A selector switch shall also be provided for the remote and local operation of the switch disconnector. Remote operation shall only be possible from CEB System Control Centre located in Curepipe. The key interlocking system shall be release only in local mode. Push buttons shall be made available on the front fascia of the low voltage compartment for the opening and closing of the switch disconnector.

In addition to the above, the switchgear shall also be equipped with the following features:

- In addition to the motor operated spring the switchgear shall also be equipped with Manual spring operating mechanism in case of failure of the motor.
- Earthing switch located in such a position to allow its contacts to be seen easily through the cubicle window
- Mechanical interlocking system between disconnector and earthing switch
- Cable compartment with cable terminations for the reception of 3-core aluminium 300 mm² XLPE cable complying to IEC 60502-2. The cable entry is to be at the front of the panel.
- Bottom plate with cable gland
- Built-in padlocking device of the cubicle door

The front facia should be equipped with appropriate padlocking facilities that will allow the operator to lock the disconnector switch and earth switch in close/open position independently.

The incoming 3-Core power cable shall be centered below the panel base / bottom plate and cable terminations (indoor) shall be mounted inside the MV compartment of the incomer switchgear panel.

The load break switch disconnector shall have both local and remote modes of operation via a key selector switch which should be mounted on the front facia. The key should be released in local mode only.

4.1.1.2 Voltage Presence Indicators

The switchgear cubicle shall be equipped with voltage presence indicators according to IEC 62271-206. The voltage presence indicators shall allow the visualization of voltage presence on each phase with LED indication.

4.1.2 SS 2 & SS 5- Cubicle for Voltage Measurement and Protection

The cubicle for Voltage Measurement and Protection shall comprise of the following equipment:

- 3-position disconnector
- medium voltage fuses
- voltage transformers
- voltage presence indicator

4.1.2.1 3-Position Disconnector:

The 3-position disconnector shall be positioned between the DIN fuses and busbars. The 3-position disconnector shall be integral with fault making earth switches and shall be in one of three positions: “closed”, “open” or “earthed”. Mechanical indicators shall be provided for the switch position on the front fascia. Auxiliary contacts shall be provided on the 3-position disconnector to indicate its status to the local SCADA system.

4.1.2.2 Medium Voltage Fuses:

The medium voltage fuses shall be of the DIN type featuring striker pins, suitable for the protection of the MV/ LV transformer for auxiliaries. The rated voltage of the fuses shall be 24 kV. The rated current and the rated breaking capacity of the fuses shall be determined by the vendor based on the rating of the MV/LV transformer for auxiliaries. The mechanical signalling and auxiliary contacts for blown fuses shall be provided.
Access to the fuses shall only be possible with the switch in the “Earth” position in such a way that both sides of the fuse are effectively earthed.

4.1.2.3 Voltage Transformers:

The voltage transformers shall comply with IEC 61869-3 and shall be of the dry type. Three (3) single phase voltage transformers shall be provided for both protective relay and metering purposes.

The primary windings shall be connected through DIN fuses featuring striker pins. The mechanical signalling and auxiliary contacts for blown fuses shall be provided. Access to the fuses shall only be possible when both its sides are effectively earthed. Proper interlocking should be provided between upstream 3-position disconnector and the downstream control and protection device on the secondary

side of the voltage transformers to prevent power infeed from the secondary side of the voltage transformer.

The metering core shall have an accuracy Class 0.2 and rated burden of not less than 10VA. The protection core shall have an accuracy class of 3P a rated burden of not less than 15 VA. The burden calculation for the metering core shall be rated correctly to operate within the optimum range (i.e., between 0% and 100% of the rated burden). It can be assumed that the maximum burden for the meter is 3VA per phase and secondly, the supervisory cable used is 1.5 mm2 Copper cable. The vendor shall perform calculation for the burden, taking into consideration a spare capacity of 20%, to be submitted for approval prior to manufacturing.

The front facia should be equipped with appropriate padlocking facilities that will allow the operator to lock the disconnector switch and earth switch in close/open position independently.

Provision shall also be made to prevent or damp any ferro resonance effect in the voltage transformers.

Voltage transformers shall be designed so that saturation of their cores does not occur when 1.732 times normal voltage is applied to each winding. The ratio for the voltage transformers shall be as follows:

Core 1: Metering Purposes: 22000/√3 : 110/√3
Core 2: Protective Relay Purposes: 22000/√3 : 110/3 or 110/√3

Secondary circuits shall not be connected in parallel.

The voltage transformer secondary circuits shall be earthed at one point only and metal cases shall be separately earthed. Secondary protection (fuses and miniature circuit breakers) shall be provided as close as possible to each voltage transformer and labelled to show their function and phase colour. Auxiliary contact shall be provided for the status of the secondary equipment. All calculations for voltage transformer design shall be submitted to BHEL for approval at an early stage, prior to manufacture. The voltage transformers (including the spares) shall be sent to CEB meter laboratory for necessary tests before commissioning by BHEL. Accordingly, vendor needs to make necessary provisions in the design for removing and re-installing at site after inspection.

4.1.2.4 Voltage Presence Indicators:

The switchgear cubicle shall be equipped with voltage presence indicators according to IEC 62271-206. The voltage presence indicators shall allow the visualization of voltage presence on each phase with LED indication.

4.1.3 SS 3 – Double Isolation Cubicle

The double isolation cubicle shall comprise of the following equipment:

- Two (2) 3-position disconnectors
- circuit breaker of SF6 type
- current transformers
- voltage presence indicators
- protection relay

4.1.3.1 3-Position Disconnectors:

The 3-position disconnectors shall be positioned in such a way as to provide double isolation of the circuit breaker from the busbars. The disconnectors can only be operated when the circuit breaker is maintained in open position. The 3-position disconnectors shall be integral with fault making earth switches and shall be in one of three positions: “closed”, “open” or “earthed”. The two (2) 3-position switch disconnectors shall be interlocked with each other. Mechanical indicators shall be provided for the switch position on the front fascia. Auxiliary contacts shall be provided on the 3-position disconnectors to indicate its status to the local SCADA system and the remote System Control Centre in Curepipe.

4.1.3.2 Circuit Breaker of SF6 Type:

The circuit-breaker shall be of the SF6 type and shall comply with IEC 62271-100. The circuit breaker mechanical and electrical endurances shall be chosen from IEC 62271-100 in accordance with their duty. The rated current of the circuit breaker shall be 630 A. The rated short circuit current of the circuit-breaker shall be 25 kA, 1s. Any alternative short circuit rating shall be subjective to BHEL approval during detailed engineering.

The circuit breaker shall operate by means of a motor-operated spring-stored energy system, featuring a rapid acting mechanism, independent of the operator. The motor shall be suitable for 110 Vdc. Mechanical indicator for “charged-discharged” position shall be provided. In the absence of auxiliary power supply, the manual operation of the spring charging system shall be possible. The circuit breaker shall also be equipped with opening, closing and tripping coils suitable for 110 Vdc.

Auxiliary contacts shall be provided on the circuit breaker to indicate its status to the local SCADA system and the System Control Centre in Curepipe. The circuit breaker shall be equipped with a SF6 pressure switch with two (2) levels of alarms for low pressure and very low pressure respectively.

Mechanical indicators of the circuit breaker position shall be provided on the front fascia. A mechanical interlocking shall be implemented between the earthing switch and the triple pole isolator.

A selector switch shall also be provided for the remote and local operation of the circuit breaker. However, the remote operation shall only be by the System Control Centre in Curepipe and not from the local SCADA System of the PV Farm. Push buttons shall be made available on the front fascia of the low voltage compartment for the opening and closing of the circuit breaker. In addition, the following test blocks shall be provided on the front fascia of the circuit breaker cubicle:

- One (1) voltage test block
- One (1) current test block
- One (1) trip test block

In addition, an interlocking system shall be provided to ensure that closing of this Circuit Breaker shall ONLY be allowed if SS7 and SS8 22 kV Circuit Breakers are in the open position. The opening of this 22kV Circuit Breaker shall inter trip SS7 and SS8 22 kV Circuit Breakers.

4.1.3.3 Current Transformers:

The current transformers shall comply with IEC 61869-2 and shall be of the dry type. The current transformers shall be provided for both protective relay and metering purposes (one core for the main meter and one core for the backup meter). Toroidal current transformers will not be acceptable for metering purposes. Current transformers with split iron cores will also not be acceptable. The current transformers shall have dual primaries with current rating 200/400 A. The secondary windings of each set of current transformers shall have a rating of 5 A and shall be earthed at one point only, through a bolted disconnecting link.

The maximum continuous rating of the current transformers shall not be less than 150% of the maximum continuous rating of the associated dry type transformers. The current transformers including primary winding conductors shall be capable of withstanding without damage the peak and rated short-time currents of the associated equipment.

The vendor shall perform calculation for the burden, taking into consideration a spare capacity of 20%, to be submitted for approval prior to ordering.

The rated volt-amp output of the current transformers shall not be less than the connected burden as installed in service, the burden of cable connections being taken into account. The output of the current transformers shall be not less than 10 VA with an accuracy limit factor of not less than 20 and the vendor shall ensure that the capacity of the current transformers provided is adequate for operation of the associated protective devices and instruments.

The current transformers provided for protective relay purposes shall be used for combined overcurrent and earth fault protection of the inverse time-overcurrent type and shall have Class 5P20. The current transformers shall have overcurrent and overcurrent limit factors not less than those corresponding to the design short circuit level of the system. The current transformers provided for metering and instrumentation purposes shall have class 0.2.

The current transformers shall be solidly fixed using appropriate support structures. When double-ratio secondary windings are specified, a label shall be provided at the secondary terminals of the current transformers, indicating clearly the connections required for each tap. The connections and the ratio in use shall be indicated on all connection diagrams.
Magnetization and core loss curves and dc resistance values shall be submitted for each type and rating of current transformers. The metering CT shall be mounted so that P1 is located on CEB side direction and P2 on client-side direction.

The current transformers (including the spares) shall be sent to CEB meter laboratory for necessary tests before commissioning by BHEL. Accordingly, vendor needs to make necessary provisions in the design for removing and re-installing at site after inspection.

4.1.3.4 Protection Relay:

The protective relay shall be of approved numerical multi-function type and shall comply generally with the requirements of IEC 60255. The protection relay shall be of the latest technology available, at the time of implementation, incorporating a wide range of protection and control functions as well as comprehensive communication facilities. The system shall be IEC 61850 compatible.

The protection relays shall include full programmable scheme logic, self-diagnostics and time tagged event recording (at least 100 events) to indicate the pre-fault currents and voltages by phase and maximum recorded analogue quantities. The protection relay shall integrate a user-friendly interface for troubleshooting and local programming with password. The protective relay shall be suitable for flush mounting on the front fascia of the LV compartment.

The numerical relay shall comprise of two or more low set stages and one high set stage for both overcurrent and earth fault protection. Low set overcurrent and earth fault elements must consist of both Inverse Definite Minimum Time (IDMT) and Definite Time Stages. Relay must also provide both delayed and instantaneous overcurrent and earth fault high set elements.

In addition to neutral voltage displacement protection, the protective relay shall also offer two (2) independent over-current stages for phase elements (I>, I>>) and for earth fault (Io>, Io>>). The I>/Io> elements shall operate when the power frequency component of the current exceeds the set threshold. The time/current characteristic associated with these elements must provide a selection of inverse definite minimum time (IDMT) curves, or be settable to a fixed (definite) time delay. The relay shall be provided with a start function (and programmable relay output) that responds to the current exceeding either I> or Io> thresholds. The relay shall have both directional and non-directional functionalities.

The setting ranges for the overcurrent elements should be as follows:

1. Low Set (I>):
At Inverse time: 0.1 In to 20 In with time multiplier range: 0.025 to 1.5
At definite time: 0.1 In to 20 In with time range of 0s to 100s.

2. High set (I>>):
At definite time or instantaneous stage: 0.5In to 40In with time range of 0s to 100s.

The setting ranges for the earth fault elements should be as follows:

1. Low Set (I>):
At Inverse time: 0.01In to 10In with time multiplier range: 0.025 to 1.5
At definite time: 0.01In to 10In with time range of 0s to 100s.

2. High set (I>>):
At definite time or instantaneous stage: 0.5In to 20In with time range of 0s to 100s.

Neutral Voltage Displacement
At Definite time: 1…. 20% x (22kV/√3)
Operating time at Definite time: 0.05 …... 20s

The auxiliary power supply for protective relays shall be 110V dc. All protective relays supplied shall be tested on site. Proper facility shall be provided for the testing of protective relays and associated circuits. Necessary injection test plugs required for this purpose shall be provided by the vendor.

Vendor shall provide the associated documentation, programming software and communication cables as part of his scope of supply for the relays. A communications menu system shall be provided in accordance with IEC 60870. A hard copy as well as a soft copy of the relay configuration, settings and manuals shall be submitted to BHEL before commissioning.

4.1.3.5 Voltage Presence Indicators:

The switchgear cubicle shall be equipped with voltage presence indicators according to IEC 62271-206. The voltage presence indicators shall allow the visualization of voltage presence on each phase with LED indication.

4.1.4 SS 6 - Cubicle for the Control and Protection of a MV/LV Transformer for Auxiliaries

The cubicle for Control and Protection of a MV/LV Transformer for Auxiliaries shall comprise of the following equipment:

- 3-position disconnector
- Medium voltage fuses
- Voltage presence indicator

4.1.4.1 3-Position Disconnector:

The 3-position disconnector shall be positioned between the DIN fuses and busbars. The 3-position disconnector shall be integral with fault making earth switches and shall be in one of three positions: “closed”, “open” or “earthed”. Mechanical indicators shall be provided for the switch position on the front fascia. Auxiliary contacts shall be provided on the 3-position disconnector to indicate its status to the local SCADA system.

4.1.4.2 Medium Voltage Fuses:

The medium voltage fuses shall be of the DIN type featuring striker pins, suitable for the protection of the MV/ LV transformer for auxiliaries. The rated voltage of the fuses shall be 24 kV. The rated current and the rated breaking capacity of the fuses shall be determined by the vendor based on the rating of the MV/LV transformer for auxiliaries. The mechanical signaling and auxiliary contacts for blown fuses shall be provided for status display on the local SCADA System.

4.1.4.3 Voltage Presence Indicators:

The switchgear cubicle shall be equipped with voltage presence indicators according to IEC 62271-206. The voltage presence indicators shall allow the visualization of voltage presence on each phase with LED indication.

Cable compartments with cable terminations for the reception of 1-core per phase up to 95 mm² copper XLPE cable shall be provided by the vendor. The exact cable size and number of runs shall be finalised during detailed engineering.

4.1.5 SS 7 & SS 8 - Cubicle for Control and Protection of Feeder from Ring Network of Solar Compact Station

The cubicle shall comprise of the following equipment:

- 3-position disconnector
- Circuit breaker of SF6 type
- Current transformers
- Earthing switch for cables
- Interlock between line and earth
- Voltage presence indicators
- Numerical protection relay
- Local Remote Selector Switch

4.1.5.1 Three-Position Disconnector:

The 3-position disconnector shall be positioned between the circuit-breaker and busbars. The disconnector can only be operated when the circuit breaker is maintained in open position. The 3-position disconnector shall be integral with fault making earth switches and shall be in one of three positions: “closed”, “open” or “earthed”. Mechanical indicators shall be provided for the switch position on the front fascia. Auxiliary contacts shall be provided on the 3-position disconnector to indicate its status to the local SCADA system.

4.1.5.2 Circuit Breaker of SF6 Type:

The circuit-breaker shall be of the SF6 type and shall comply with IEC 62271-100. The circuit breaker mechanical and electrical endurances shall be chosen from IEC 62271-100 in accordance with their duty. The rated current of the circuit breaker shall be 630 A. The rated short circuit current of the circuit-breaker shall be 25 kA, 1s. Any alternative short circuit rating shall be subjective to BHEL approval during detailed engineering.

The circuit breaker shall operate by means of a motor-operated spring-stored energy system, featuring a rapid acting mechanism, independent of the operator. The motor shall be suitable for 110 Vdc. Mechanical indicator for “charged-discharged” position shall be provided. In the absence of auxiliary

power supply, the manual operation of the spring charging system shall be possible. The circuit breaker shall also be equipped with opening, closing and tripping coils suitable for 110 Vdc.

Auxiliary contacts shall be provided on the circuit breaker to indicate its status to the local SCADA system. The circuit breaker shall be equipped with a SF6 pressure switch with two (2) levels of alarms for low pressure and very low pressure respectively.

Mechanical indicators of the circuit breaker position shall be provided on the front fascia. A mechanical interlocking shall be implemented between the earthing switch and the triple pole isolator.

A selector switch shall also be provided for the remote and local operation of the circuit breaker. However, the remote operation shall only from the local SCADA System of the PV Farm. Push buttons shall be made available on the front fascia of the low voltage compartment for the opening and closing of the circuit breaker. In addition, the following test blocks shall be provided on the front fascia of the circuit breaker cubicle:

- One (1) voltage test block
- One (1) current test block
- One (1) trip test block

4.1.5.3 Current Transformers:

The current transformers shall comply with IEC 61869-2 and shall be of the dry type. The current transformers shall be provided for protective relay purposes. Current transformers with split iron cores will also not be acceptable. The current transformers shall have dual primaries with current rating 200/400 A. The secondary windings of each set of current transformers shall have a rating of 5 A and shall be earthed at one point only, through a bolted disconnecting link.

The maximum continuous rating of the current transformers shall not be less than 150% of the maximum continuous rating of the associated dry type transformers. The current transformers including primary winding conductors shall be capable of withstanding without damage the peak and rated short-time currents of the associated equipment.

The vendor shall perform calculation for the burden, taking into consideration a spare capacity of 20%, to be submitted for approval prior to ordering.

The rated volt-amp output of the current transformers shall not be less than the connected burden as installed in service, the burden of cable connections being taken into account. The output of the current transformers shall be not less than 10 VA with an accuracy limit factor of not less than 20 and the vendor shall ensure that the capacity of the current transformers provided is adequate for operation of the associated protective devices and instruments.

The current transformers provided for protective relay purposes shall be used for combined overcurrent and earth fault protection of the inverse time-overcurrent type and shall have Class 5P20. The current

transformers shall have overcurrent and overcurrent limit factors not less than those corresponding to the design short circuit level of the system.

The current transformers shall be solidly fixed using appropriate support structures. When double-ratio secondary windings are specified, a label shall be provided at the secondary terminals of the current transformers, indicating clearly the connections required for each tap. The connections and the ratio in use shall be indicated on all connection diagrams.

Magnetization and core loss curves and dc resistance values shall be submitted for each type and rating of current transformers.
The current transformers (including the spares) shall be sent to CEB meter laboratory for necessary tests before commissioning by BHEL. Accordingly, vendor needs to make necessary provisions in the design for removing and re-installing at site after inspection.

4.1.5.4 Earthing Switch for Cables:

The earthing switch shall be mounted in the cable compartment for cable earthing and shall be of the fault making type. Access to the cable compartment shall only be possible when the circuit is in earthed position. The earthing switch shall be mechanically interlocked with the integral earthing switch of the upstream 3-position switch disconnector.

4.1.5.5 Protection Relay:

The protective relay shall be of approved numerical multi-function type and shall comply generally with the requirements of IEC 60255. The protection relay shall be of the latest technology available, at the time of implementation, incorporating a wide range of protection and control functions as well as comprehensive communication facilities. The system shall be IEC 61850 compatible.

The protection relays shall include full programmable scheme logic, self-diagnostics and time tagged event recording (at least 100 events) to indicate the pre-fault currents and voltages by phase and maximum recorded analogue quantities. The protection relay shall integrate a user-friendly interface for troubleshooting and local programming with password. The protective relay shall be suitable for flush mounting on the front fascia of the LV compartment.

The numerical relay shall comprise of two or more low set stages and one high set stage for both overcurrent and earth fault protection. Low set overcurrent and earth fault elements must consist of both Inverse Definite Minimum Time (IDMT) and Definite Time Stages. Relay must also provide both delayed and instantaneous overcurrent and earth fault high set elements.

The protective relay shall offer two (2) independent over-current stages for phase elements (I>, I>>) and for earth fault (Io>, Io>>). The I>/Io> elements shall operate when the power frequency component of the current exceeds the set threshold. The time/current characteristic associated with these elements

must provide a selection of inverse definite minimum time (IDMT) curves, or be settable to a fixed (definite) time delay. The relay shall be provided with a start function (and programmable relay output) that responds to the current exceeding either I> or Io> thresholds.

In addition, the relay shall have Neutral Voltage Displacement protection and both directional and non-directional protection functionalities.

(a) The setting ranges for the overcurrent elements should be as follows:

1. Low Set (I>):
   At Inverse time: 0.1In to 20In with time multiplier range: 0.025 to 1.5
   At definite time: 0.1In to 20 In with time range of 0s to 100s.
2. High set (I>>):
   At definite time or instantaneous stage: 0.5In to 40In with time range of 0s to 100s.

(b) The setting ranges for the earth fault elements should be as follows:

1. Low Set (I>):
   At Inverse time: 0.01In to 10In with time multiplier range: 0.025 to 1.5
   At definite time: 0.01In to 10In with time range of 0s to 100s.
2. High set (I>>):
   At definite time or instantaneous stage: 0.5In to 20In with time range of 0s to 100s.

(c) Neutral Voltage Displacement
At Definite time: 1…. 20% x (22kV/√3)
Operating time at Definite time: 0.05 …... 20s

(d) Any other protection required
The auxiliary power supply for protective relays shall be 110V dc. All protective relays supplied shall be tested on site. Proper facility shall be provided for the testing of protective relays and associated circuits Necessary injection test plugs required for this purpose shall be provided by the vendor.

Vendor shall provide the associated documentation, programming software and communication cables as part of his scope of supply for the relays. A communications menu system shall be provided in accordance with IEC 60870. A hard copy as well as a soft copy of the relay configuration, settings and manuals shall be submitted to BHEL before commissioning.

4.1.5.6 Voltage Presence Indicators:

The switchgear cubicle shall be equipped with voltage presence indicators according to IEC 62271-206. The voltage presence indicators shall allow the visualization of voltage presence on each phase with LED indication.

Cable compartments with cable terminations for the reception of 1-core per phase up to 400 mm² copper XLPE cable complying to IEC 60502-2. The exact cable size and number of runs shall be finalised during detailed engineering.

4.1.6 SS 4 – Current Transformer Cubicle for Metering Purposes

The cubicle shall comprise of one set of metering current transformer.

4.1.6.1 Current Transformer:

The current transformer shall comply with IEC 61869-2 and shall be of the dry type. The current transformer shall be provided for metering purposes. Toroidal current transformers will not be acceptable. Current transformers with split iron cores will also not be acceptable. The current transformers shall have dual primaries with current rating 200/400 A. The secondary winding shall have a rating of 5 A and shall be earthed at one point only, through a bolted disconnecting link.

The maximum continuous rating of the current transformers shall not be less than 150% of the maximum continuous rating of the associated dry type transformer. The current transformers including primary winding conductors shall be capable of withstanding without damage the peak and rated short-time currents of the associated equipment.

The vendor shall perform calculation for the burden, taking into consideration a spare capacity of 20%, to be submitted for approval prior to ordering.

The rated volt-amp output of the current transformers shall not be less than the connected burden as installed in service, the burden of cable connections being taken into account. The output of the current transformers shall be not less than 10 VA with an accuracy limit factor of not less than 20 and the vendor shall ensure that the capacity of the current transformers provided is adequate for operation of the associated protective devices and instruments. The current transformers provided for metering and instrumentation purposes shall have class 0.2.

The current transformers shall be solidly fixed using appropriate support structures. When double-ratio secondary windings are specified, a label shall be provided at the secondary terminals of the current transformers, indicating clearly the connections required for each tap. The connections and the ratio in use shall be indicated on all connection diagrams.

Magnetization and core loss curves and dc resistance values shall be submitted for each type and rating of current transformers. The metering CT shall be mounted so that P1 is located on CEB side direction and P2 on client-side direction.

Vendor shall provide provision for locking of disconnector/earthing switch mechanisms required as part of the safety procedures.

In addition to mandatory safety interlocks as per IEC 62271-200, for metal-enclosed MV switchgear, appropriate interlocking mechanism shall be incorporated at design and implementation stage, between the circuit breakers on the CEB and Client side as a measure of protection against an incorrect sequence of manoeuvres by operating personnel.

This interlocking system shall be provided to ensure that closing of the CEB's side 22kV Circuit Breaker, in SS3, is only allowed if all the Client's side 22 kV Circuit Breakers are in the open position. The opening of the CEB's side 22kV Circuit Breaker shall inter trip all the Client's side 22 kV Circuit Breakers

During testing and commissioning, it shall be required to demonstrate the incorporation of the above safety interlocking mechanism both at design and implementation/commissioning stages.

A Dead Bus Live check synchronism relay shall be provided to prevent closure of SS7 and SS8 as long as the 22kV Busbar is dead. Check Synchronizing shall also be provided on all PV (Ring) circuit breakers and any other circuit breakers (including low voltage circuit breakers), unless interlocked, that are capable of connecting the PV plant to the CEB's network without risk.

The inter-tripping scheme shall be designed such that opening of the interconnecting feeder circuit breaker in the CEB 22 kV substation results in the opening of the SS3 circuit breaker. However manual opening and tripping due to protective relay of SS3 shall not cause tripping of corresponding circuit breaker at CEB 22 kV substation.

Circuits shall be adequately labelled at the front and rear of the switchgear; these labels shall not be fitted on detachable doors or covers. A main label (identifying the switchboard designation) shall also be fitted in a prominent position.

Switchgear rating plates shall be provided with details engraved on a brushed stainless-steel label.

Circuit labels shall be engraved on stainless steel labels, preferably black lettering on brushed stainless-steel background. Labels shall be provided to show the designation of each switching device. Inscriptions and lettering shall be subjected to BHEL's approval.

The vendor should provide a means for fixing the system numbers onto the front panels of the switchgear modules. The system numbers (e.g. B5044) would be provided by CEB before commissioning

1	Base frame / channel (MS) with suitable anchor bolts and other hardware for welding of the grouting of the base frame shall be provided for all the panels.
2	There shall be ON/OFF/Spring charged status indication.
3	Danger boards shall be fixed on the front door, for all the panels.
4	Lifting hooks: Adequate number of lifting hooks shall be provided at the top of the panel to facilitate lifting and movement of the panels.
5	Doors shall be provided with suitable locks and keys, for all the panels.
6	All doors, removable covers and glass windows shall have gaskets all round with synthetic rubber or neoprene gaskets.
7	The Switchgear shall have an Internal Arc Classification of IAC FLR 25kA minimum for 0.5s. The switchgear construction shall be such that the operating personnel are not endangered by breaker operation and internal explosions, and the front of the panels shall be specially designed to withstand these. Pressure relief device shall be provided in each high voltage compartment of a panel, so that in case of a fault in a compartment, the gases produced are safely vented out, thereby minimizing the possibility of it's spreading to other compartments and panels. The pressure relief device shall not however reduce the degree of protection of

	panels under normal working conditions. To demonstrate that the pressure relief device operates satisfactorily, the vendor shall carryout the test in line with IEC 62271-200 as a type test (also indicated under relevant testing clause). Wherever louvers are provided, the construction of louvers should be such that the IAC requirements are satisfied. Further, viewing glass windows shall have the same strength as the enclosure against Internal Arc.
8	Suitable interlock shall be provided to prevent opening of any compartment doors which has any of the HT equipment, in case the incoming supply is ON.
9	MFM: Digital Multi-function meter, 96 sq.mm; Cl: 0.2, CTR: 400/200/5A; PTR: 22kV/√3/ 110V/√3/ 110V/√3; with RS 485 communication port suitable for MODBUS protocol, for interfacing with SCADA.

4.2 Termination provisions for panels

a)	<u>HT Cable terminations:</u> HT cable terminations shall be suitably provided for the incoming cables as specified in the above clauses. Cables, termination kits, cable glands/supports, cable lugs and connecting hardware shall be in BHEL scope. Vendor shall provide necessary termination details to BHEL.
b)	For cable entry, gland plates shall be provided by the vendor. Gland plates shall be provided with holes to match the entry of power and control cables. Final confirmation on the cable type and size selected shall be informed by BHEL during drawing approval stage.
c)	As regards control cables, vendor shall indicate the type and cable size for interconnection with SCADA panel, transformer, 110V DC supply and ACDB panel (240V AC supply). BHEL will accordingly procure the cables.

4.3 Bus bar specification:

a)	(i) Bus bar material: High conductivity Copper conductor (ii) Bus bar size: For main busbar and earth busbar – Of suitable size to meet functional requirement. Vendor to indicate size in the GTP during submission of technical offer. Busbar sizing calculations for the specified continuous and short time current ratings shall be provided by the successful vendor during detailed engineering. (iii) Bus bar insulation shall be provided and colour coded.
b)	The temperature of the busbar and all other equipment, when carrying the rated current continuously shall be limited as per the stipulations of relevant International Standards, duly considering the ambient temperature of 50 deg.C. The temperature rise of the horizontal and vertical busbars when carrying the rated current shall in no case exceed 55 deg. C for silver plated joints and 40 deg. C for all other type of joints. The temperature rise at the switchgear terminals intended for external cable termination shall not exceed 40 deg. C. Further the switchgear parts handled by the operator shall not exceed a rise of 5 deg.C. The temperature rise of the accessible parts / external enclosure expected to be touched in normal operation shall not exceed 20 deg.C

4.4 Earthing and Earthing Devices

a)	A copper earthing bus shall be provided at the bottom and shall extend throughout the length of each switch board. It shall be bolted/ welded to the framework of each panel and each breaker earthing contact bar.
b)	The earth bus shall have sufficient cross section to carry the momentary short-circuit and short time fault currents to earth as indicated under switchgear parameters without exceeding the allowable temperature rise.
c)	Suitable arrangement shall be provided at each end of the earth bus for bolting to electrodes of earthing chamber. All joint splices to the earth bus shall be made through at least two bolts and taps by proper lug and bolt connection.
d)	All non-current carrying metal work of the switchboard shall be effectively bonded to the earth bus. Electrical continuity of the whole switchgear enclosure frame work shall be maintained even after painting.
e)	All metallic cases of relays, instruments and other panel mounted equipment shall be connected to earth by independent stranded copper wires of size not less than 2.5 sq. mm. Insulation colour code of earthing wires shall be green. Earthing wires shall be connected to terminals with suitable clamp connectors and soldering shall not be acceptable. Looping of earth connections which would result in loss of earth connection to other devices, when a device is removed is not acceptable. However, looping of earth connections between equipment to provide alternative paths of earth bus is acceptable.
f)	VT and CT secondary neutral point earthing shall be at one place only on the terminal block. Such earthing shall be made through links so that earthing of one secondary circuit may be removed without disturbing the earthing of other circuits.
g)	All hinged doors shall be earthed through flexible earthing braid.

4.5 Wiring and Ferrules

a)	All wiring shall be with 1100 V single core stranded copper wires with fire resistant material (HR-PVC-105 ^{o}C or equivalent) insulation.
b)	CT circuits: 2.5 sq-mm control cable Other circuits: 1.5 sq-mm control cable These control cables shall be of 1100V grade PVC insulated, stranded, copper conductor.
c)	Each wire shall be identified at both ends with permanent markers bearing wire numbers as per wiring diagram.
d)	Wire termination shall be done with crimping type connectors with insulating sleeves.
e)	Wires shall not be spliced between terminals.
f)	All spare contacts shall be wired up to terminal blocks.
g)	Control wiring – LT: All control wiring shall be terminated using eye type tinned copper lugs onto stud type terminals. More than 2 wires shall not be terminated onto a single terminal.
h)	Control wiring – HT: Cables, when laid in HT bus bar chamber, shall be taken through PVC conduits. No joints or Ts shall be made in wires between terminals. Equipotential terminals

	shall have same ferrule nos.
i)	All ferrules shall be made of non-deteriorating materials. They shall be white in color except in case of warning ferrules which shall be red in color. Ring type ferrules shall have the character engraved on it. Ferrules shall be firmly secured.

4.6 Control and circuit protection

a)	All incoming control power circuits shall be fed through suitably rated incomer MCB.
b)	Necessary circuits such as closing coil with anti-pumping circuit, tripping coil circuit, control circuits (motor, heater, etc.) and lamp indications circuit shall be provided. Each circuit shall be protected by independent fuses.
c)	All fuses shall be HRC with insulating base and holder.
d)	Fuses shall be easily accessible when standing on the floor.
e)	Trip circuit supervision scheme shall be provided for each circuit breaker. The scheme shall be such that it will be possible to test the healthiness of the trip circuit irrespective of whether the breaker is in the closed or open condition.

4.8 Supply voltage details:

a)	BHEL draws auxiliary power supply from the grid through a 22 kV/415V transformer for consumption of utility power. This is also used to charge 2 nos. of UPS which will be feeding a AC/DC converter of 110 V DC output. Accordingly, following supply will be available at the plant: (i) AC Auxiliary Supply: 240V AC 1 no. of 240VAC,1 Ph, 50 Hz, 63A shall be provided for space heater supply. Vendor shall provide necessary switch and fuse to receive, isolate and distribute to each panel. (ii) DC Auxiliary Supply: 110V DC 110VDC supply for motors, coils, meters, relays, lamps, heaters, etc. shall be mentioned under technical sections of switchgear panels. Scope of cables, lugs, glands for the auxiliary supply connections shall be in BHEL scope.
b)	110V AC supply, wherever required, shall be drawn from secondary of Bus PT.

4.10 Terminal Blocks

a)	Terminal blocks shall be 650V grade, 10Amps rated, made up of unbreakable polyamide 6.6 grade. The terminals shall be screw type or screw-less (spring loaded) / cage clamp type with lugs. Marking on terminal strips shall correspond to the terminal numbering in wiring diagrams. All metal parts shall be of non-ferrous material. In case of screw type terminals the screw shall be captive, preferably with screw locking design.

b)	Terminal blocks for CT and VT secondary leads shall be of made up of unbreakable polyamide 6.6 grade. They shall be provided with links to facilitate testing, isolation star / delta formation and earthing. Terminal blocks for CT secondary shall have the short-circuiting facility. The terminals for remote ammeter connection etc. shall also be disconnecting type only. All metal parts shall be of non-ferrous material. Screws shall be captive.
c)	At least 10% spare terminals for external connections shall be provided on each panel and these spare terminals shall be uniformly distributed on all terminal blocks. Space for adding another 10% spare terminals shall also be available in each panel.
d)	There shall be minimum clearances of 250 mm between the terminal blocks and the cable gland plate and 150 mm between two rows of terminal blocks.
e)	All panel wring for external connections shall terminate on separate terminal blocks which shall be suitable for connecting two (2) stranded copper conductors of 2.5 sq. mm on each side, or alternatively, the terminal blocks shall have the possibility of double shorting space to facilitate looping.

4.11 Output signals and termination provisions for SCADA

a)	All the SCADA outputs shall be brought out and wired to suitable terminal blocks with identification labels / inscriptions.
b)	**Display on SCADA** All relays shall have output contacts for suitably interfacing with the Solar SCADA system for dynamic SLD display, status monitoring, measurements, event / alarm displays, reports, etc. Following are outputs required for SCADA interconnection & at customer's sub- station: □ All load Break Switches status OPEN, CLOSED □ All Circuit Breakers status OPEN, CLOSED & Spring charge □ All protection Relays Operation status & fault indication □ Protection Relay health status □ SF6 Alarm (if available) □ Door Alarm (Switchgear door on CEB side of the Interconnection Facility) □ Communication equipment faulty □ Other Alarms (grouped) □ Transformer protection alarm and trip signals: Winding temperature □ Master Trip □ Trip circuit supervision healthy □ DC circuit failure
c)	**Remote Control through SCADA:** □ Load Break Switch OPEN CTRL command □ Load Break Switch CLOSED CTRL command □ Circuit Breaker CEB OPEN CTRL command □ Circuit Breaker CEB CLOSED CTRL command The circuit breaker will normally be controlled from SCADA through closing and shunt trip coils. The Local control console of the relay flush mounted on the switchgear would normally

	be used only for testing of circuit breaker in isolated position, and for tripping it in an emergency. Suitable termination of VCB contacts required for remote operation shall be available in the panels as detailed above.

5.0 Tests and test certificates

a)	**ROUTINE TESTS** All acceptance and routine tests as per the specification and relevant standards IEC 62271-200 & IEC 62271-100 shall be carried out. Charges for these shall be deemed to be included in the equipment price. However, the successful vendor shall furnish a detailed Manufacturing Quality Plan (MQP) indicating the practice and procedure along with relevant supporting documents. The same shall be subject to BHEL/BHEL Customer approval.
b)	**COMMISSIONING CHECKS / TESTS** Vendor shall provide the list of commissioning checks in accordance with the requirements of the relevant IEC Standards.

6.0 Documents to be submitted after receipt of purchase order

a)	Following documents shall be submitted for BHEL approval within seven days from date of purchase order. 1. MV switchgear GTP/Datasheet 2. Overall General Arrangement of panels in central control room. 3. Detailed Bill of materials for each type of panels. Minimum particulars such as item description, item quantity, make, type, rating etc shall be provided. 4. List of spares offered with item-wise quantity (with % details with respect to main supply items). 5. Type test reports carried out on circuit breaker / circuit breaker panels, of same voltage class and current rating shall be submitted as per IEC 62271-100 and IEC 62271-200. Type test certificates for numerical relays shall also be submitted. 6. All the above documents shall be submitted to BHEL for final approval – GA and Layout Drgs, Foundation Drgs, Datasheet, Detailed BOM, Manufacturing Quality Plan (MQP) including Final Test Procedure. Vendor shall proceed with Manufacturing only after final approval of all the listed documents. 7. Vendor shall provide the field quality plan (FQP) with pre-commissioning checks in accordance with the requirements of the relevant IEC Standards.

7.0 Documents to be submitted along with consignment

a)	Following documents shall be submitted at the time of dispatch: Test reports on individual MV switchgear, CTs and PTs. Technical manual with system specifications, installation guidelines, commissioning guidelines, schematic drawings, calibration settings, cable schedule, general arrangement drawings, panel details. Operations and maintenance manual Product catalogues / datasheets of all BOM items

COPYRIGHT AND CONFIDENTIAL
THE INFORMATION ON THIS DOCUMENT IS THE PROPERTY OF BHARAT HEAVY ELECTRICALS LTD. IT MUST NOT BE USED DIRECTLY OR INDIRECTLY IN ANY WAY DETRIMENTAL TO THE INTEREST OF THE COMPANY.

DRG. No. BHEL—CEB—ELE—001

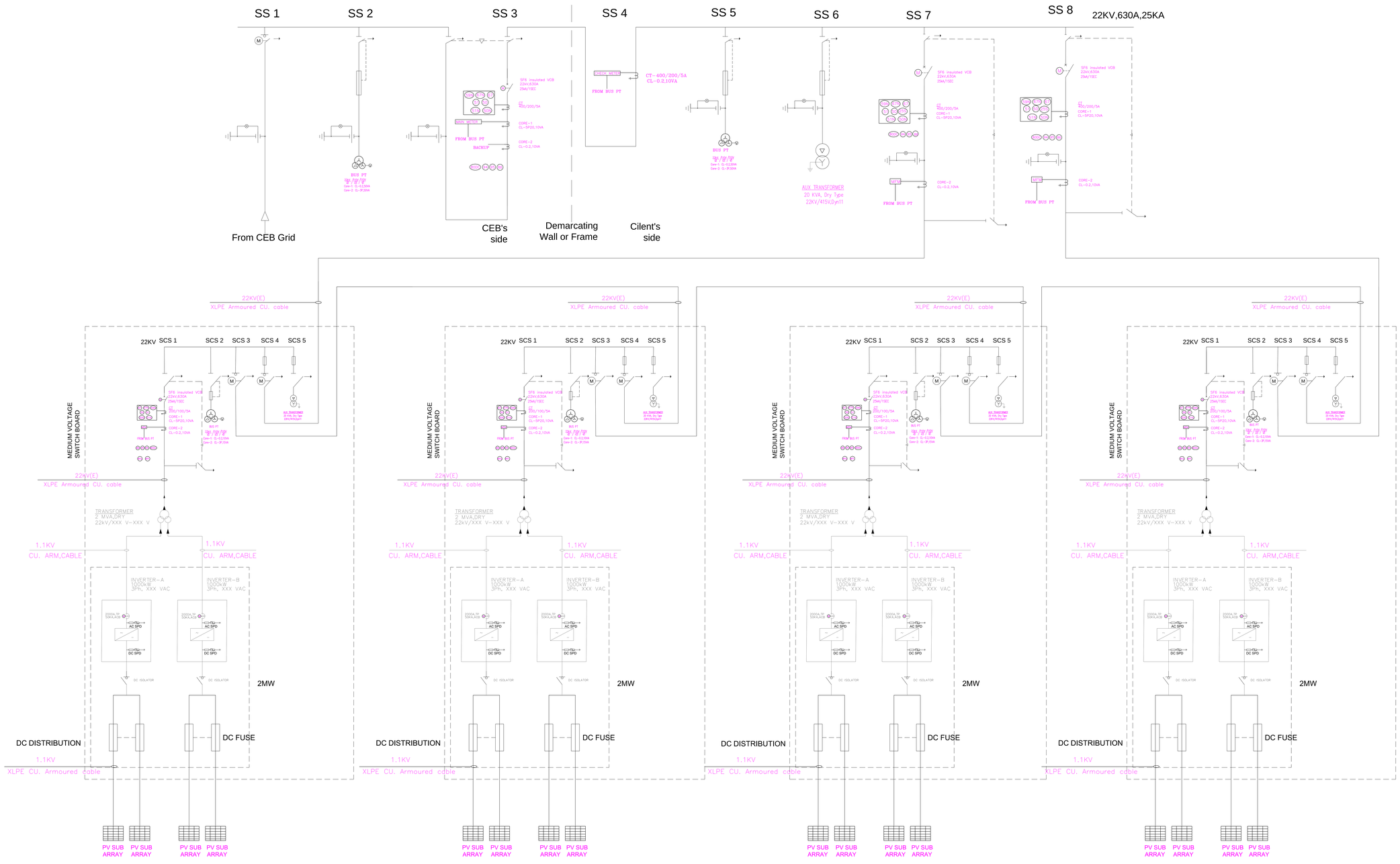

LEGEND DETAILS

SL. NO.	SYMBOL	DESCRIPTION
1		INVERTER DUTY TRANSFORMER
2	M	SF6 insulated VCB(Interrupting medium- Vacuum, Dielectric Insulating Medium – SF6)
3	MR	MASTER TRIP RELAY
4	TR	TRIP CIRCUIT SUPERVISION RELAY
5	AP	ANTI PUMPING RELAY
6	WTA	WINDING TEMPERATURE ALARM
7	WT	WINDING TEMPERATURE TRIP
8	50	INST OVER CURRENT RELAY
9	51	IDMT OVER CURRENT RELAY
10	50N	NEUTRAL INSTANTANEOUS OVER CURRENT RELAY
11	51G	IDMT EARTH FAULT RELAY
12	MFM	MULTI FUNCTION METER
13		CURRENT TRANSFORMER
14	V	VOITMETER
15	25	DEAD BUS LIVE CHECK SYNCHRONIZATION RELAY
16	59	NEUTRAL VOLTAGE DISPLACEMENT
17		POTENTIAL TRANSFORMER
18		FUSE
19	FAILUR	DC FAILURE INDICATION
20		DC ISOLATOR
21	67	DIRECTIONAL OVERCURRENT
22	67N	NEUTRAL DIRECTIONAL OVERCURRENT
23	M	MOTORISED DC ISOLATOR
24		ACB
25		SPD

NOTE :
EXACT CABLE SIZES AND RATING OF CT/PT SHALL BE FINALIZED AFTER EQUIPMENT FINALIZATION

PROJECT TITLE : 8 MW SOLAR PLANT

CLIENT : CEB, MAURITIUS

REV.	DATE	ALTERED	DD
02	19-04-21	CHECKED	RK
		APPROVED	PV

DETAILS ARE UPDATED AS PER COMMENTS.18-03-2021

REV.	DATE	DRAWN	GNA
01	18-02-21	CHECKED	SB
		APPROVED	VJ

DETAILS ARE UPDATED AS PER COMMENTS.

	NAME	SIGN	DATE
DRAWN	GNA		091121
CHECKED	SB		091121
APPROVED	VJ		091121

DISTRIBUTION OF PRINTS

DEPT.	CODE
SC&PV	439

BHARAT HEAVY ELECTRICALS LIMITED.
ELECTRONICS DIVISION, BANGALORE

TITLE: SINGLE LINE DIAGRAM

No. OF SHEETS	01
SHEET No.	01
REV	02

BHEL DRG. No. BHEL—CEB—ELE—001

REF. DRG. No.
SIGN. & DATE
INVENTORY No.

Vendor Bid Form

(This document should be filled and signed document along with other documents called for in this form are to be uploaded under Techno commercial Bid form,Unpriced Bid form, Vendor Bid Form packet of the NIT.

RFQ/NIT/Enquiry no.	**RAJBOS0079**	
Description	**Supply and Commissioning Support for 22KV Metal Clad MV Switchgear Panels**	
Sr. No	**DESCRIPTION**	**VENDOR TO FILL THE DETAILS**
		RESPONSE
1	VENDOR NAME	
2	OFFICE ADDRESS	
3	WORKS ADDRESS (1,2 etc if any)	
4	Order to be Placed on, Details	
5	CONTACT PERSON	
6	TELE, MOBILE NO	
7	FIRM MAIL IDs	
8	GST NO, scanned copy (mandatory document).**To be attached under Techno commercial Bid form,Unpriced Bid form, Vendor Bid Form packet Ref:"2021_BHEL_3623_pack1_15090" under cover ref:"2021_BHEL_3623_pack1" of the NIT.**	
9	PAN NO, scanned copy(mandatory document)**.To be attached under under Techno commercial Bid form,Unpriced Bid form, Vendor Bid Form packet Ref:"2021_BHEL_3623_pack1_15090" under cover ref:"2021_BHEL_3623_pack1" of the NIT.**	
10	BANK AND BRANCH NAME	
11	BANK ACCOUNT NO	
12	MSE VENDOR / NON MSE VENDOR	
13	Vendor to submit the MSE documents as per ITB/GCC/SCC along with UAM no/Udyam Registration . In case of non−submission, vendor will be treated at par with non−MSE vendors (Mandatory document).**To be attached under Techno commercial Bid form,Unpriced Bid form, Vendor Bid Form packet Ref:"2021_BHEL_3623_pack1_15090" under cover ref:"2021_BHEL_3623_pack1" of the NIT.**	
14	ORIGIN OF DISPATCH	
15	QUOTATION REFERENCE	
16	QUOTATION DATE	
17	Preference to make in India order2017 dated 16.09.2020.Submit Local content certificate as per ANNEXURE−B .**To be attached under Techno commercial Bid form,Unpriced Bid form, Vendor Bid Form packet Ref:"2021_BHEL_3623_pack1_15090" under cover ref:"2021_BHEL_3623_pack1" of the NIT.**	
18	Declaration required under Rule 144(xi) of General FinancialRules, 2017 amendment dt 23.07.2020 issued by Ministry of Finance, Govt. of India.Refer Annexure−X for Restrictions under Rule 144(Xi) of General Financial Rules,2017 amendment dt:23.07.2020. **The Bidder shall mandatorily submit Declaration as per format enclosed as part of tender(ANNEXURE-A).** **To be attached under Techno commercial Bid form,Unpriced Bid form, Vendor Bid Form packet Ref:"2021_BHEL_3623_pack1_15090" under cover ref:"2021_BHEL_3623_pack1" of the NIT.**	

BHEL UNIT	**SBD Bangalore**
RFQ/NIT/Enquiry no.	**RAJBOS0079**
Description	**Supply and Commissioning Support for 22KV Metal Clad MV Switchgear Panels**

UNPRICED BID FORM

VENDOR NAME (Please indicate)	M/s								
Sl. No	**Material Code**	**Description**	**Qty**	**Unit**	**WTHER QUOTED OR NOT**	**HSN/SAC CODE (Please indicate)**	**GST INDICATED (Please indicate IGST (or) SGST & CGST)**	**GST% (Please indicate GST percentage applicable) example:18%**	**CURRENCY**
1	PS0679090363	Supply of 22kV MV Switchgear (Basic+Freight)	1	Set	QUOTED				INR
2	PS0679090371	Supply of Spares for 22kV MV Switchgear (Basic+Freight)	1	Set	QUOTED				INR
3	PS0679090380	Commissioning support for MV Switchgear (Basic)	1	AU	QUOTED				INR

NOTE: This Unpriced Bid form to be filled and signed document to be uploaded under Techno commercial Bid form,Unpriced Bid form, Vendor Bid Form packet

These conditions shall be read in conjunction with General Condition of Contract (GCC Rev R0) enclosed along with the tender enquiry. In case of any conflict or inconsistency, the requirement of SCC shall prevail over the GCC.

The name of our Plant/ Unit may please be read as SOLAR BUSINESS DIVISION (SBD) as it was changed from ELECTRIC & PHOTOVOLTAIC DIVISION (EPD)

1.	Type of Contract	Supply and Commissioning Support
2.	Item Details	22KV Metal Clad MV Switchgear Panels
3.	Consignee Details (Ship To) [To be mentioned in LR/Suppliers' Invoice etc.]	BHEL-ROD Warehouse, Mumbai Or JNP Port, Mumbai (Details shall be informed later)
4.	Site Location [**for Commissioning Support**]	CEB (Green Energy) CO LTD 8MWAc Solar PV Farm Tamarind Falls, Henrietta (Phase II) Mauritius
5.	Buyer and Paying Authority	Bharat Heavy Electricals Limited Solar Business Division (Formerly known as Electric & Photovoltaic Division) Prof. C.N.R Rao Circle, Science Institute Post, Malleswaram Bengaluru-560 012
6.	Buyer e-mail ID	s.rajesh@bhel.in, aknived@bhel.in
7.	Buyer IEC CODE/ GST No.	IEC CODE: 0588138690 / GST No: 29AAACB4146P1ZB
8.	Integrity Pact	Not Applicable.
9.	Price Basis	**For Supply Package:** FIRM, till the completion of Contract. Ex-Works, inclusive of packing & forwarding charges. Taxes & Duties and Freight to be paid in line with GCC & SCC. **For Commissioning Support:** FIRM till completion of the contract. WCT if any to be included in the price. Taxes & duties shall be payable in line with GCC & SCC. All the other applicable taxes including Income Taxes (TDS) as per Indian law shall be deducted from the payables & paid to Government by BHEL.
10.	Mode of Dispatch	By Rail/Road It is also the Seller/Contractor's responsibility to ensure material is dispatched through shortest possible route. Note: It is Seller/Contractor's responsibility to ensure availability of Trucks/Trains schedule etc. well in advance for dispatch of material to meet contractual delivery requirement. • Part shipment is allowed. • Transshipment is not allowed.
11.	Transit Insurance	In BHEL Scope. Insurance details shall be informed along with the NIT / Purchase Order. Prior Dispatch, intimation shall be issued to Insurance agency by the supplier about the value of consignment, dispatch details, along with one set of documents consisting of LR /BL copy, Packing List, Challan indicating the items dispatched (with their weights). A copy of above should be sent by email to General.Claims@tataaig.com, Prabhutav.Dadhich@tataaig.com, Saurabh1.Agrawal@tataaig.com & Samir.Paul@tataaig.com and copy to the following BHEL Email IDs: s.rajesh@bhel.in; aknived@bhel.in Insurance Details: For Indigenous: Insurer: Tata AIG General Insurance Company Limited

(Seal and Sign of the Bidder)

		Policy no: 0865092085 Period: 01/06/2021 – 31/05/2022 ADDRESS: 301, 3rd floor, RG City Center, LSC Block-B, Lawrence Road, New Delhi, 110035. Tel: 011-27196505; Fax: 011-27196516
12.	Transportation	The material shall be despatched on pre-paid basis to BHEL-ROD Warehouse, Mumbai or JNPT Port, Mumbai. Road Permit/E-way bill, if required, to be arranged by Seller/Contractor.
13.	Unloading at BHEL-ROD Warehouse, Mumbai Or JNP Port, Mumbai	In BHEL Scope.
14.	Delivery Schedule	**For Supply Package:** Staggered, within 10 weeks from the date of Drawing Approval issued by BHEL. **For Commissioning Support:** Service Person to reach site within 3 weeks from the date of intimation from BHEL.
15.	Delivery Failure and Termination/ Liquidated Damages	Applicable as per Cl. No. 16 (Page 17 of 28) of GCC R0. Clause No. 16.2.1 of GCC to be read as: Purchaser reserves the right to recover from the Seller/Contractor, as agreed, liquidated damages and not by way of penalty, a sum equivalent to half (½) percent of undelivered portion per week or part thereof, subject to a maximum of ten (10) percent of the total contract price excluding elements of taxes, duties and freight, if the Seller/ Contractor fails to deliver any part of the ordered stores within the period stipulated in the Order/Contract. NOTE: 1. LR/RR date for indigenous supplies and AWB/ BL date for FOB/CIF/CIP/CFR/CPT contracts shall be treated as the date of delivery for levying LD as per Clause 16. 2. In case of any amendment/revision, LD shall be linked to the amended/revised contract value and delivery date(s). 3. If Order/ Contract involves two or more Units/ Sets/ Lots, then Liquidated Damages shall be for order/ contract value of the delayed Unit/ Set/ Lot, provided delivery stipulated in the Order/ Contract is Unit/ Set/ Lot wise, however total LD amount shall be limited to 10% of total order value. (excluding taxes, duties and freight)
16.	Payment Terms	**For Supply package:** Ninety percent (90%) of basic price of the materials supplied, as per PO, along with 100% taxes & duties (as applicable) and freight charges, shall be payable, pro-rata, within 45 days from the date of receipt of goods and receipt of complete documents as per Purchase Order/Contract, subject to acceptance of materials. Ten percent (10%) of basic price of the materials supplied, as per PO, shall be payable after successful completion of Installation & Commissioning and receipt of complete documents as per Purchase Order/Contract (Supplementary Invoice along with Certification by BHEL Engineer for having carried out the work satisfactorily). **For Commissioning Support:** Hundred percent (100%) Commissioning Support Charges along with 100% taxes & duties (as applicable), shall be payable, pro-rata, after successful completion of Installation & Commissioning and receipt of complete documents as per Purchase Order/Contract. Govt. of India has amended GST Law - Section 51 of the CGST Act 2017 wherein Government Agencies (PSU) has to deduct 2% GST as TDS w.e.f. 1.10.2018. Accordingly 2% of basic value (Equivalent to 1% CGST + 1% SGST or 2% IGST/UTGST) will be deducted as TDS & TDS certificate shall be issued by BHEL in line with the latest amendment in GST Law.
17.	Documents to be Submitted by	**For Supply Package:** GST complaint Invoice (Original for Buyer + 1 Copy).

(Seal and Sign of the Bidder)

	Seller/Contractor for Claiming Payment	Original Copy of receipted LR Packing List - Shall Be in Line with PO Material Code and Clearly Showing Number of Packages, Gross Weight and Net Weight-(Original+3 Copies). E waybill Warranty Certificate Copy of Insurance Intimation [Sent by The Supplier to Insurer – as per cl. no. 8 above]. Dispatch Clearance by BHEL. **For Commissioning Support:** GST complaint Invoice (Original for Buyer + 1 Copy). Certification by BHEL-SBD Engineer for having carried out the work satisfactorily.
18.	Guarantee Certificate for Supply	27 months from the date of commissioning or 33 months from the date of supply whichever is earlier.
19.	Contract Performance Bank Guarantee (CPBG)	Applicable. The vendor shall submit Contract Performance Bank Guarantee within 10 days from the date of LOI/LOA (as per format provided by BHEL) for 10% of Order/ Contract value (excluding taxes, duties & freight) to cover the due performance of Order/ Contract and to fulfill the guarantee conditions stipulated in the Order/ Contract. However, BG value can be proportionality reduced after completion of Guarantee period Unit-wise/ Lot-wise/ Set-wise, as applicable. The Bidders shall agree to submit the Contract Performance Bank Guarantee required for execution of the Order/ Contract, within the time period mentioned above. In case of delay in submission, enhanced Contract Performance Bank Guarantee which would include interest (SBI rate + 6%) for the delayed period shall be submitted by the Bidder. Further, if Contract Performance Bank Guarantee is not submitted till such time the first bill become due, the corresponding amount of shall be recovered as per as per terms defined in NIT/Contract, from the bills among with due interest. For further details, refer Cl. No. 11.0 of GCC R0.
20.	Document Approval	Drawings/QAP shall be submitted by the vendor within 7 days from the date of Purchase Order for approval.
21.	Inspection Agency	**QAP in line with specification needs to be submitted by vendor along with other documents for approval of BHEL.** Inspection call should be raised only on our online portal at http://cqir.bhel.in/Cqir/jsp/Masters/login.jsp It is responsibility of the vendor to inform BHEL at least 7 days prior for carrying out inspection, along with **all the relevant test certificates, internal test Reports and approved QAP**. Such inspection, examination and testing by itself shall not relieve the Seller/Contractor from any obligation under the Order/Contract. Penalty for items not ready after inspection call / failure during inspection: The expenses incurred by BHEL/Representative for travel, stay etc. shall be in vendor's account. No item / equipment shall be dispatched without obtaining prior Material Dispatch clearance certificate from BHEL-SBD Material Management Department irrespective of inspection categories.
22.	Taxes and Duties	Clause No. 4.1 of GCC to be read as: 4.1 CGST/SGST/UTGST/IGST 4.1.1 The Seller/Contractor is required to ensure that CGST/SGST/UTGST/IGST (whichever is applicable) is quoted as per the existing tariff on the date of the offer and all benefits as per existing laws have been considered. 4.1.2 It is the responsibility of the Seller/Contractor to issue the Tax Invoice strictly as per the format prescribed under the relevant applicable GST law (CGST Act/SGST Act/UTGST Act/IGST Act). Seller/Contractor to indicate the proper GSTN Registration/ HSN code in

(Seal and Sign of the Bidder)

		their tax invoice. 4.1.3 The Purchaser is registered in the State of Karnataka vide following GST registration number: 29AAACB4146P1ZB. 4.1.4 The Seller/Contractor is required to mention the above registration number in their tax invoice unless stated otherwise in NIT/SCC. 4.1.5 CGST/SGST/UTGST/IGST shall be paid at actuals against Tax Invoice but restricted to the amount and percentage in the order/contract. 4.2 & 4.3 of GCC is not applicable.
23.	Other Taxes & Levies	Clause No. 4.4 of GCC to be read as: 4.4 Other Taxes & Levies All taxes/duties/Cess other than CGST/SGST/UTGST/IGST shall be deemed to be included in the Ex-Works prices unless specified otherwise by the bidder in the price bid. No variation in other taxes and duties shall be payable by Purchaser. Antidumping duty, if any, shall be in the account of bidder and shall be included in their price. No separate payment shall be made by BHEL for the same.
24.	Customs Duty	Clause No. 4.5 of GCC to be read as: 4.5 Customs Duty 4.5.1 Customs Duty/IGST/Goods and Services compensation cess under Goods and Services Tax (Compensation to States) Act, 2017 element for imported items as per Special Conditions of Contract shall be included in the Ex-Works prices. 4.5.2 The Seller/Contractor shall arrange for his own import license, if required, since Purchaser will not provide any import license. Therefore, the Seller/Contractor alone shall be responsible for any delay in getting import license or non-availability of the same or completion of other related formalities. Purchaser shall not be responsible for any financial liability, whatsoever, on this account. 4.5.3 Essentiality Certificate or Project Authority Certificate (PAC) as per Import Policy, if required to avail concessional customs duty, shall be clearly specified in the offer. Import content (CIF value in rupees) with list of items, quantity, foreign currency, Country of origin etc., shall be submitted by the bidder as part of Price bid.
25.	Direct Taxes	Clause No. 4.6 of GCC to be read as: 4.6 Direct Taxes 4.6.1 Purchaser shall not be liable towards income tax of whatever nature including variations thereof, arising out of this Order/ Contract, as well as tax liability of the Seller/Contractor and his personnel. 4.6.2 Deductions of Tax at source at the prevailing rates shall be effected by the Purchaser before release of payment, as a statutory obligation, if applicable. TDS certificate will be issued by the Purchaser as per statutory provisions.
26.	Statutory Variation	Clause No. 5.0 of GCC to be read as: 5.0 Statutory Variation 5.1 Statutory variation for CGST/SGST/UGST/IGST is available provided the actual completion of supply does not occur beyond the period stipulated in the order/contract or any extension (without levy of penalty). 5.2 For variation after the agreed completion periods, the Seller/Contractor alone shall bear the impact for the upwards revisions and adjust the price in their basic price in such a manner that total price with tax matches with the ex- works with taxes of Purchase Order/Contract. For downward revisions, purchaser shall be given the benefit of reduction in CGST/SGST/UGST/IGST. This will be without prejudice to the levy of penalty for delay in delivery/completion schedule. 5.3 No other variations such as on Custom Duty, exchange rate, minimum wages, prices of controlled commodities, any other input etc. shall be payable by the Purchaser.

(Seal and Sign of the Bidder)

27.	New Clause of GCC	9.7 Other clauses: 1. Seller/Contractor will intimate & upload the Tax invoice along with LR/RR (as applicable) on web portal & intimate BHEL immediately on removal of goods from Seller/Contractor works. In case of Services, Seller/Contractor is required to upload the Tax invoice on Web Portal immediately after raising the invoice. BHEL will issue the delivery order/instruction to dispatch the material to the customer as indicated in SCC. 2. All payments against Tax Invoice to the Seller/Contractor shall be released only after: a) Seller/Contractor declaring such invoice in GSTR-1 within the prescribed timeline as per the relevant Act. b) The tax component charged by the Seller/Contractor in the invoice should be matched with the details uploaded by Seller/Contractor in GSTR-1. c) Confirmation of payment of GST thereon by Seller/Contractor on GSTN portal 3. In case, any GST credit is delayed/denied to BHEL due to non/delayed receipt of goods and/or tax invoice or expiry to timeline prescribed in the relevant Act for availing such ITC, or any other reasons not attributable to BHEL, tax amount shall be recoverable from the Seller/Contractor along with interest levied/leviable on BHEL. Wherein GST liability arises on BHEL under reverse charge, any interest levied/leviable due to any reasons not attributable to BHEL shall be recovered from the Seller/Contractor.
28.	New Clauses of GCC	a) In case of discrepancy in CGST/SGST/UTGST/IGST rate corresponding to HSN; code and quotes rates, the evaluation shall be done on quoted price and correct CGST/SGST/UTGST/IGST rate shall be considered for ordering (limited to quoted FOR Site Price) b) The bidder should have been registered with the appropriate authority under relevant GST laws. c) The bidder to specify in their offer (part 1 bid) the category of registration under GST i.e. registered dealer and composite dealer d) No CGST/SGST/UTGST/IGST will be reimbursed to composite dealer. In the event of any GST quoted by composite dealer, the same shall be considered for evaluation purpose. However, the ordering will be done without considering the tax. e) In the event of any change in the status of Seller/Contractor from composite to regular dealer after the submission of the bid but before the supply, no reimbursement of CGST/SGST/UTGST/IGST will be made. However, the Seller/Contractor has to raise the invoice strictly, as per the law, by adjusting their ex-works price.
29.	New Clauses of GCC	Delivery Challans & Invoices /Service Entry Sheet in the format as specified under GST laws mentioning your GSTIN No, item HSN/SAC No should accompany supply. 1. GST portion of invoice shall be released only upon Seller/Contractor declaring such invoice in his GSTR-1 return and receipt of goods/services and tax and confirmation of payment of GST thereon by Seller/Contractor on GSTN Portal. 2. Bank Guarantee of appropriate value may be obtained from Seller/Contractor which shall be valid at least one month after the confirmation of payment date by Seller/Contractor on GST portal and receipt of Tax invoice and receipt of goods, whichever is later. [if (a) above could not be complied]. 3. In case GST credit is delayed/denied to BHEL due to non/delayed receipt of goods and/or tax invoice or expiry of timeline prescribed in GST law for availing such ITC, or any other reasons not attributable to BHEL, GST amount shall be recoverable from Seller/Contractor along with interest levied/BG of appropriate value may be obtained from Seller/Contractor alternatively payment covering GST portion including interest thereon shall be release to Seller/Contractor only upon completion of these requirements. In case Seller/Contractor delays declaring such invoice in his return & GST credit by BHEL is denied or reversed subsequently as per GST law, GST amount paid by BHEL towards such ITC reversal as per GST Law shall be recoverable from the Seller/Contractor along with interest levied/leviable to be obtained from Seller/Contractor alternatively payment covering GST portion including interest thereon shall be released to Seller/Contractor only upon completion of these requirements.

(Seal and Sign of the Bidder)

30.	e-Invoicing under GST	E-invoicing under GST is being implemented w.e.f 1st October 2020 for all the taxable person having turnover more than Rs. 500 Crore. It has been specified by the Government that it is mandatory to mention a valid unique Invoice Reference Number (IRN) and QR code as generated from Government portal on a Tax Invoice. Based on such information, GST ITC as claimed by BHEL in GST Returns shall be matched with the corresponding details uploaded by supplied in e-Invoicing System. In case the vendor delays or fails to provide all the documents as per the Purchase Order at the time of submitting Tax Invoice to BHEL, any subsequent financial loss to BHEL on account of vendor shall be to vendor's account. BHEL has further right to take necessary steps to protect its interest at the time of release of payment.
31.	Tax Collected at Source (TCS)	**W.E.F. 01.07.2021 BHEL IS LIABLE TO DEDUCT TAX AT SOURSE U/S 194Q OF THE INCOME TAX ACT AT THE APPLIABLE RATE AND PRESCRIBED VALUE OF GOODS. HEREAFTER SELLER/VENDOR NEED NOT LEVY TAX COLLECTED A SOURCE (TCS) AS REQUIRED U/S 206C(1H) OF THE INCOME TAX ACT.** BHEL would be making use of the functionality introduced by CBDT: Compliance Check for Sections 206AB and 206CCA and accordingly using the applicable rate of TDS. Vendors to make sure the information is available in the functionality against their PAN Nos. Vendors to note the applicable rate of TDS as per 206AB and 206 CCA will be at higher rate of 5% (as against 0.1%) in case of specified persons (non-filers). Specified persons means: 1. Who has not filed Income Tax returns for last two assessment years relevant to the applicable Two Previous Years 2. Aggregate of TDS/TCS is Rs. Fifty Thousand and more in each of the two previous years
32.	Risk & Cost Clause	Risk & Cost Clause, in line with Conditions of Contract may be invoked in any of the following cases: • Seller/Contractor's poor progress of the work vis-à-vis execution timeline as stipulated in the Contract, backlog attributable to Contractor/ Supplier including unexecuted portion of work/ supply does not appear to be executable within balance available period (#) considering its performance of execution. • Withdrawal from or abandonment of the work by contractor before completion of the work as per contract. • Non completion of work/ Non-supply by the Contractor/ Supplier within scheduled completion/delivery period as per Contract or as extended from time to time, for the reasons attributable to the Contractor/ Supplier. • Termination of Contract on account of any other reason (s) attributable to Contractor/ Supplier. • Assignment, transfer, subletting of Contract without BHEL's written permission resulting in termination of Contract or part thereof by BHEL. • Non-compliance to any contractual condition or any other default attributable to Contractor/ Supplier. **Risk & Cost:** Risk and Cost against Balance Work: Risk & Cost Amount= [(A-B) + (A x H/100)] Where, A= Value of Balance scope of Work/ Supply (*) as per rates of new contract B= Value of Balance scope of Work/ Supply (*) as per rates of old contract being paid to the Contractor/ Supplier at the time of termination of contract i.e. inclusive of PVC & ORC, if any. H = Overhead Factor to be taken as 5 In case (A-B) is less than 0 (zero), value of (A-B) shall be taken as 0 (zero).

(Seal and Sign of the Bidder)

		*(Balance scope of work/ supply) Difference of Contract Quantities and Executed Quantities as on the date of issue of Letter for 'Termination of Contract', shall be taken as balance scope of Work/ Supply for calculating risk & cost amount. Contract quantities are the quantities as per original contract. If, Contract has been amended, quantities as per amended Contract shall be considered as Contract Quantities. Items for which total quantities to be executed have exceeded the Contract Quantities based on drawings issued to contractor from time to time till issue of Termination letter, then for these items total Quantities as per issued drawings would be deemed to be contract quantities. Substitute/ extra items whose rates have already been approved would form part of contract quantities for this purpose. Substitute/ extra items which have been executed but rates have not been approved, would also form part of contract quantities for this purpose and rates of such items shall be determined in line with contractual provisions. However, increase in quantities on account of additional scope in new tender shall not be considered for this purpose. Note: Incase portion of work is being withdrawn, contract quantities pertaining to portion of work withdrawn shall be considered as 'Balance scope of work/supply' for calculating Risk & Cost amount. LD against delay in executed work/supply in case of Termination of Contract LD against delay in executed work/supply shall be calculated in line with LD clause of the contract for the delay attributable to Contractor/ Supplier. For this purpose, contract value shall be taken as Executed Value of 30work/supply for the purpose of limiting maximum LD value. Method for calculation of "LD against delay in executed work/supply" is given below. 1. Let the time period from scheduled date of start of work till termination of contract excluding the period of Hold (if any) not attributable to Contractor/ Supplier= T1 2. Let the value of executed work/supply till the time of termination of contract= X 3. Let the Total Executable Value of work/supply for which inputs/fronts were made available to Contractor/ Supplier and were planned for execution till termination of contract = Y 4. Delay in executed work/supply attributable to Contractor/Supplier i.e. T2=(1-X/Y) x T1 5. LD shall be calculated in line with LD clause of the Contract for the delay attributable to Contractor/ Supplier taking "X" as Contract Value and "T2" as delay attributable to Contractor/ Supplier. Note: Incase portion of work/supply is withdrawn; no LD shall be applicable for portion of work/supply withdrawn.
33.	Conciliation Clause	The Conciliation Scheme 2018 attached as Annexure-A to NIT shall be applicable. The Signed & Stamped copy of the same to be attached along with the offer as a mark of acceptance.
34.	Preference to Make in India	This Tender is governed by Circular No. P-45021/2/2017-B.E.-II dated 15.06.2017, 28.05.2018, 29.05.2019 & 04.06.2020 issued by Govt. of India. 'For this procurement, Public Procurement (Preference to Make in India), Order 2017 dated 15.06.2017, 28.05.2018, 29.05.2019 , 04.06.2020, 16.09.2020 and subsequent Orders issued by the respective Nodal Ministry shall be applicable even if issued after issue of this NIT but before finalization of contract/ POI WO against this NIT. In the event of any Nodal Ministry prescribing higher or lower percentage of purchase preference and/ or local content in respect of this procurement, same shall be applicable." Preference to Make in India including counter offering will be as per the Public Procurement (Preference to Make in India), Order 2017 available in the following links: https://dipp.gov.in/sites/default/files/publicProcurement_MakeinIndia_15June2017.pdf

(Seal and Sign of the Bidder)

		https://dipp.gov.in/sites/default/files/Revised-PPP-MII-Order-2017_28052018.pdf https://dipp.gov.in/sites/default/files/PPP-MII%20Order%20dt%2029th%20May%2019_0.pdf https://dipp.gov.in/sites/default/files/PPP%20MII%20Order%20dated%204th%20June%202020.pdf https://dipp.gov.in/sites/default/files/PPP%20MII%20Order%20dated%2016%2009%202020.pdf Certification (as applicable) giving the percentage of local content, in line with PPP-MII order, to be submitted as per attached Annexure-1(A) for procurement value from Rs. 5.00 Lac to Rs. 10.00 Crore or Annexure-1(B) for procurement value more than Rs. 10.00 Crore.
35.	Provisions Applicable for MSE (Micro and Small Enterprises) Vendors	**PROVISONS APPLICABLE FOR MSE VENDORS (MICRO AND SMALL ENTERPRISES)** Benefits/facilities as applicable for Micro and Small Enterprises (MSEs) shall be available to MSE vendors registered with Government Designated Authorities as per the Purchase & Price Preference Policy of the Government subject to them becoming eligible otherwise. Vendors who qualify as MSE vendors are requested to submit applicable certificates (as specified by the Ministry of Micro, Small and Medium Enterprises) at the time of vendor registration. Vendors have to submit the Udyog Aadhaar Memorandum (UAM)/UDYAM Registration Certificate along with attested copy of a CA certificate [Annexure-2(A) / Annexure-2(B)] applicable for the relevant financial year (latest audited) along with the tender documents in the Part-I Bid to avail the applicable benefits. Date to be reckoned for determining the deemed validity will be the date of bid opening (Part-I in case of two-part bid and three-part bid). Documents have to be notarized/attested by a Gazetted officer and must be valid as on the date of Part-I Bid opening for the vendors to be eligible for the benefits applicable for MSE vendors. Please note that no benefit shall be applicable if any deficiency in the above required documents are not submitted before the Price Bid Opening / Reverse Auction. If the tender is to be submitted through e-procurement portal, then the above required documents are to be uploaded on the portal. Bidders to however note the documents that shall be furnished in order to establish credentials as MSE vendor should be as per the extant statutory requirements specified by the Ministry of Micro, Small and Medium Enterprises (MSME). **PURCHASE PREFERENCE FOR MSE VENDORS:** **(For Items which are divisible in nature)** MSE vendors quoting within a price band of L1 + 15% shall be allowed to supply up to 25% of the requirement against this tender provided: 1. The MSE vendor matches the L1 price. 2. L1 price is from a non MSE vendor. 3. L1 price will be offered to the vendor nearest to L1 in terms of price ranking (L2 – nearest to L1). In case of non-acceptance by the MSE vendor (L2), next ranking MSE vendor will be offered who is within the L1 + 15% band (if L3 is also within 15% band). 4. 3% of the 25% will be earmarked for women owned MSEs. 5. 25% of the 25% (i.e., 6.25% of the total enquired quantity) will be earmarked for SC/ST owned MSE firms provided conditions as mentioned in (1) & (2) are fulfilled. 6. In case where no SC/ST category firms are meeting the conditions mentioned in (1) and (2) or have not participated in the tender, the 6.25% of earmarked quantity for SC/ST owned MSE

(Seal and Sign of the Bidder)

		firms will be distributed among the other eligible MSE vendors who have participated in the tender. **(For Items which are not divisible in nature)** MSE vendors quoting within a price band of L1 + 15% shall be allowed to supply up to 100% of the requirement against this tender provided: 1. The MSE vendor matches the L1 price. 2. L1 price is from a non MSE vendor. 3. L1 price will be offered to the vendor nearest to L1 in terms of price ranking (L2 – nearest to L1). In case of non-acceptance by the MSE vendor (L2), next ranking MSE vendor will be offered who is within the L1 + 15% band (if L3 is also within 15% band). 4. No distribution shall be done specifically to women owned MSEs or SC/ST owned MSEs in such cases. **Documents to be submitted for claiming MSE status and intended benefits:** Option 1 (valid till 31.03.2021): Submission of Udyog Aadhar Memorandum along with CA certificate as per Annexure-2(A). Option 2: Submission of Udyam Registration Certificate along with CA certificate as per Annexure-2(B).
36.	Purchase from SEZ in India	Purchase from SEZ in India shall be considered as Indigenous purchase for the purpose of Purchase Preference to Make in India Policy, Price Basis, Payment term & delivery terms. However, additional taxes, duties including Safe Guard Duty if any shall be considered while evaluating the bid.
37.	Relaxation in Public Procurement Norms for Startups	For all public procurement, the criteria of prior turnover and prior experience for all Startups is relaxed subject to their meeting of quality and technical specifications. DPIIT (Department for Promotion of Industry and Internal Trade) Certificate of Recognition for Startups to be submitted for availing benefits.
38.	Compliance to Government of India order OM No.6/18/2019-PPD dated 23.07.2020 & 24.7.2020 regarding restrictions under Rule 144 (XI) of the General Financial Rules (GFRs), 2017	I. Any bidder from a country which shares a land border with India will be eligible to bid in this tender only if the bidder is registered with the Competent Authority. II. "Bidder" (including the term 'tenderer', 'consultant' or 'service provider' in certain contexts) means any person or firm or company including any member of a consortium or joint venture (that is an association of several persons, or firms or companies), every artificial juridical person not failing in any of the descriptions of bidders stated hereinbefore, including any agency branch or office controlled by such person, participating in a procurement process. III. "Bidder from a country which shares a land border with India" for the purpose of this Order means: 1. An entity Incorporated, established or registered in such a country; or 2. A subsidiary of an entity Incorporated, established or registered in such a country; or 3. An entity substantially controlled through entitles incorporated, established or registered in such a country; or 4. An entity whose beneficial owner is situated in such a country, or 5. An Indian (or other) agent of such an entity; or 6. A natural person who is a citizen of such a country; or 7. A consortium or joint venture where any member of the consortium or joint venture falls under any of the above IV. The beneficial *owner* for the purpose of (iii) above will be as under: 1. In case of a company or Limited Liability Partnership, the beneficial owner is the natural person(s), who, whether acting alone or together, or through one or more juridical person, has a controlling ownership interest or who exercises control through other means. Explanation- a. "Controlling ownership interest" means ownership of or entitlement to more than twenty-five per cent. of shares or capital or profits of the company;

(Seal and Sign of the Bidder)

		b. "Control" shall include the right to appoint majority of the directors or to control the management or policy decisions including by virtue of their shareholding or management rights or shareholder's agreements or voting agreements; 2. In case of a partnership firm, the beneficial owner is the natural person(s) who, whether acting alone or together, or through one or more juridical person, has ownership of entitlement to more than fifteen percent of capital or profits of the partnership; 3. In case of an unincorporated association or body of individuals, the beneficial owner is the natural person(s), who, whether acting alone or together, or through one or more juridical person, has ownership of or entitlement to more than fifteen percent of the property or capital or profits of such association or body of Individuals; 4. Where no natural person is Identified under (1) or (2) or (3) above the beneficial owner is the relevant natural person who holds the position of senior managing official; 5. In case of a trust, the identification of beneficial owner(s) shall include identification of the author of the trust, the trustee, the beneficiaries with fifteen percent or more interest in the trust and any other natural person exercising ultimate effective control over the trust through a chain of control or ownership. V. An Agent is a person employed to do any act for another or to represent another in dealings with third person. VI. The successful bidder shall not be allowed to sub-contract works to any contractor from a country which shares a land border with India unless such contractor is registered with the Competent Authority. * The above clause is not applicable to the bidders from those countries (even if sharing a land border with India) to which the GoI has extended lines of credit or in which the GoI is engaged in development projects. * List of countries to which lines of credit have been extended or in which development projects are undertaken are available on the Ministry of External affairs website (https://www.mea.gov.in/) Compliance to Government of India order OM No.6/18/2019-PPD dated 23.07.2020 & 24.7.2020 regarding restrictions under Rule 144 (XI) of the General Financial Rules (GFRs), 2017 to be submitted on the bidder's letterhead as per Annexure-3(A) or Annexure-3(B) – as applicable.
39.	Compliance to order No. 25-111612018-PG, Dated 02.07.2020 of Ministry of Power, GOI	Compliance to order No. 25-111612018-PG, Dated 02.07.2020 of Ministry of Power, GOI to be submitted in the bidder's letter head as per attached Annexure-4. Note: Non-compliance of MoP Order and its subsequent amendment(s), (if any), by vendor shall lead to rejection of their offer or cancellation of contract, which is awarded by BHEL.
40.	Reverse Auction	"BHEL shall be resorting to Reverse Auction (RA) (Guidelines as available on (www.bhel.com) for this tender. RA shall be conducted among the techno commercially qualified bidders. Price bids of all techno-commercially qualified bidders shall be opened and same shall be considered for RA. In case any bidder(s) do(es) not participate in online Reverse Auction, their sealed envelope price bid along with applicable loading, if any, shall be considered for ranking." Bidders are required to submit their acceptance to the terms/ conditions/ modalities before participating in the Reverse Auction in the process compliance form as enclosed. Without this, the bidder will not be eligible to participate in the event.
41.	Quantity Splitting	Not Applicable.
42.	Quantity Variation	Applicable upto ± 30% of the Total Contract Value.
43.	Evaluation	The evaluation currency for this tender shall be INR. Evaluation will be done on overall (Supply plus Service) L1 basis as per cl no 19.0 of GCC (Instructions to Bidder).

(Seal and Sign of the Bidder)

		Any new taxes/ duties structure as and when implemented by the Government shall become applicable & evaluation shall be done based on the new taxes/ duties structure.
44.	Change of Scope	In case of changes in scope of the tender and/ or technical specifications and commercial terms & conditions by BHEL during techno commercial evaluation and before Price bid Opening, the same will be communicated only to the bidders who have participated in the tender. The techno-commercially qualified bidders shall be asked to submit Impact Price bid, as applicable.
45.	Declaration by bidder regarding protection of commercial interests of BHEL	The Bidder declares that they will not enter into any illegal or undisclosed agreement or understanding, whether formal or informal with other Bidder(s). This applies in particular to prices, specifications, certifications, subsidiary contracts, submission or non-submission of bids or any other actions to restrict competitiveness or to introduce cartelization in the bidding process. In case, the Bidder is found having indulged in above activities, suitable action shall be taken by BHEL as per extant policies/ guidelines.
46.	Organization Chart	The bidder shall submit the overall organization chart along with contact details/mobile no. of officials dealing with this contract package for Engineering, Quality, Supply, etc. immediately after receipt of Purchase Order.
47.	Note	1. In place of EPD, Bangalore, it may be read as SBD Bangalore. 2. Any vendor who has been banned by BHEL or against whom action due to non-performance has been initiated by BHEL are not eligible for participation. Such offers will not be considered for evaluation and will be rejected. 3. Bidders shall confirm acceptance of technical specification which is part of the tender document. Any deviation from technical specification can be rejected at BHEL's discretion.

(Seal and Sign of the Bidder)

GST Declaration

Supplies under subject contract shall be treated as merchant export and it attracts IGST as 0.1%, in line with enclosed GOI notification.

In view of this, BHEL shall provide the below to the successful bidder for supply of Goods with GST @ 0.1%

Sl.No.	REQUIRED DOCUMENTS
1.0	**PRE DESPATCH DOCUMENTS:**
1.1	Required & Received a copy of Purchase Order from Registered Recipient with GST 0.1%
1.2	Required & Received a copy of Goods And Service Tax Identification Number (GSTIN) of the Registered Recipient.
1.3	Required & Received a copy of Certificate of Registration with an Export Promotion council or a Commodity board recognised by the Department of Commerce from the Registered Recipient.
1.4	Submission of a copy of Purchase order to the Jurisdictional tax officer of the registered supplier by the Registered Recipient.
2.0	**AT THE TIME OF EXPORT :**
2.1	The Registered recipient shall declare Goods And Service Tax Identification Number (GSTIN) and Tax invoice number issued by the Registered supplier in the Shipping bill or Bill of Export.
3.0	**POST EXPORT DOCUMENTS :**
3.1	The Registered Recipient shall Export the goods within NINETY DAYS from the date of issue of Tax invoice by the registered Supplier.
3.2	The Registered Recipient shall provide a copy of Shipping Bill or Bill of Export containing details of Goods And Service Tax Identification Number (GSTIN) and Tax invoice number of Registered Supplier along with proof of export general manifest or export report to the Registered supplier.
3.3	The Registered Recipient shall provide a copy of Shipping Bill or Bill of Export containing details of Goods And Service Tax Identification Number (GSTIN) and Tax invoice number of Registered Supplier along with proof of export general manifest or export report to the jurisdictional tax officer of Registered supplier.

[TO BE PUBLISHED IN THE GAZETTE OF INDIA, EXTRAORDINARY, PART II, SECTION 3, SUB-SECTION (i)]

Government of India
Ministry of Finance
Department of Revenue

Notification No. 41/2017--Integrated Tax (Rate)

New Delhi, the 23rd October, 2017

G.S.R.....(E).- In exercise of the powers conferred by sub-section (1) of section 6 of the Integrated Goods and Services Tax Act, 2017 (13 of 2017), (hereafter in this notification referred to as "the said Act"), the Central Government, on being satisfied that it is necessary in the public interest so to do, on the recommendations of the Council, hereby exempts the inter-State supply of taxable goods (hereafter in this notification referred to as "the said goods") by a registered supplier to a registered recipient for export, from so much of the integrated tax leviable thereon under section 5 of the Integrated Good and Services Tax Act, 2017 (13 of 2017), as is in excess of the amount calculated at the rate of 0.1 per cent., subject to fulfilment of the following conditions, namely: -

(i) the registered supplier shall supply the goods to the registered recipient on a tax invoice;

(ii) the registered recipient shall export the said goods within a period of ninety days from the date of issue of a tax invoice by the registered supplier;

(iii) the registered recipient shall indicate the Goods and Services Tax Identification Number of the registered supplier and the tax invoice number issued by the registered supplier in respect of the said goods in the shipping bill or bill of export, as the case may be;

(iv) the registered recipient shall be registered with an Export Promotion Council or a Commodity Board recognised by the Department of Commerce;

(v) the registered recipient shall place an order on registered supplier for procuring goods at concessional rate and a copy of the same shall also be provided to the jurisdictional tax officer of the registered supplier;

(vi) the registered recipient shall move the said goods from place of registered supplier –

(a) directly to the Port, Inland Container Deport, Airport or Land Customs Station from where the said goods are to be exported; or
(b) directly to a registered warehouse from where the said goods shall be move to the Port, Inland Container Deport, Airport or Land Customs Station from where the said goods are to be exported;

(vii) if the registered recipient intends to aggregate supplies from multiple registered suppliers and then export, the goods from each registered supplier shall move to a registered warehouse and after aggregation, the registered recipient shall move goods to the Port, Inland Container Deport, Airport or Land Customs Station from where they shall be exported;

(viii) in case of situation referred to in condition (vii), the registered recipient shall endorse receipt of goods on the tax invoice and also obtain acknowledgement of receipt of goods in the registered warehouse from the warehouse operator and the endorsed tax invoice and the acknowledgment of the warehouse operator shall be provided to the registered supplier as well as to the jurisdictional tax officer of such supplier; and

(ix) when goods have been exported, the registered recipient shall provide copy of shipping bill or bill of export containing details of Goods and Services Tax Identification Number (GSTIN) and tax invoice of the registered supplier along with proof of export general manifest or export report having been filed to the registered supplier as well as jurisdictional tax officer of such supplier.

2. The registered supplier shall not be eligible for the above mentioned exemption if the registered recipient fails to export the said goods within a period of ninety days from the date of issue of tax invoice.

[F. No. 354/117/2017-TRU (Pt. III)]

(Ruchi Bisht)
Under Secretary to the Government of India

भारत हेवी इलेक्ट्रिकल्स लिमिटेड
Bharat Heavy Electricals Limited
ಸೋಲಾರ್ ಬಿಸಿನೆಸ್ ಡಿವಿಜನ್/सोलर बिजनस डिवीज़न / Solar Business Division.
ಬೆಂಗಳೂರು/बेंगलुरु/Bengaluru

FORMAT FOR VERIFICATION OF LOCAL CONTENT UNDER PREFERENCE TO MAKE IN INDIA ORDER

(To be submitted with the offer)

[Applicable for procurement value from Rs. 5.00 Lac to Rs. 10.00 Crore]

Self-certification giving the percentage of local content, in line with PPP-MII order, if applicable *[to be submitted on the letterhead of the issuer].*

Item Name	**:**	
Enquiry No.	**:**	
Project	**:**	
Applicable percentage of Local Content	**:**	***(Bidder to indicate local content in percentage)***

We have read and understood the provisions of "Public Procurement (Preference to Make in India) Order, 2017" dated 15/06/2017, its revision dated 28/05/2018 and any subsequent modifications/Amendments, if any [hereinafter, "PPP-MII Order"] issued by Department of Industrial Policy and Promotion (DIPP), Ministry of Commerce and Industry, Government of India.

In line with the provisions of the PPP-MII Order, We, M/s. ..... *[Enter the name of the Bidder] [*hereinafter, "Local Supplier"*]* submits self-certification to M/s. Bharat Heavy Electricals Limited [hereinafter, BHEL] regarding Local Content in Goods/Services/Works to be supplied by the Local Supplier for ..... *(Enter the name of the Equipment/Item for Project)*, wherein we have agreed to abide by the terms and conditions of the PPP-MII Order.

Details of location at which local value addition will be made is as follows:

_____

_____

_____

_____

We also understand, false declarations will be in breach of the Code of Integrity under Rule 175(1)(i)(h) of the General Financial Rules for which a bidder or its successors can be debarred for up to two years as per Rule 151 (iii) of the General Financial Rules along with such other actions as may be permissible under law.

For and on behalf of, Date:

Authorized Signatory
(With Company Seal & Signature)

Note: This is a guiding format. In case the bidder submits the certificate in a format different from the above, the same may be considered provided it meets the intent and purpose, as may be ascertained by BHEL.

annexure-13

On Bidder Letter Head

Date:

To,

M/s Bharat Heavy Electricals Ltd.
Electronics Division, Mysore Road,'
Bangalore – 560026

Sub: Model Clause / Certificate as per Annex-III (Tenders) of Restrictions Under Rule 144 (xi) of the General Financial Rules (GFRs) 2017, Dated 23.07.2020.

Ref: BHEL Tender / RFQ / NIT Number .....

I (authorized signatory for M/s .....) have read the clause regarding restrictions on procurement from a bidder of a country which shares a land border with India , we certify that this bidder M/s .....[Vendor Name & address] is not from such a country or , if from such a country , has been registered with the competent authority . We hereby certify that we fulfill all requirements in this regard and is eligible to be considered [attach evidence of valid registration certificate with competent authority].

For M/s .....

Authorized Signatory
(With company seal & Name)

ANNEXURE-XII

FORMAT FOR NO DEVIATION CERTIFICATE

(To be submitted in the bidder's letter head)

TO
BHARAT HEAVY ELECTRICALS LIMITED,
Electroporcelains Division
Prof. CNR Rao Circle,
Malleshwaram Bangalore – 560012

Sub :	No deviation certificate
Job :	----
Ref :	Your enquiry No -
	All the pertinent issues till date.

Dear Sirs,

With reference to above, this is to confirm that we have not changed/ modified the tender documents as appeared in the website/ issued by you and in case of such observance at any stage, it shall be treated as null and void.

We hereby confirm that we have not taken any deviation from tender clauses together with other references as enumerated in the above referred NIT. We hereby confirm our unqualified acceptance to all terms &conditions, unqualified compliance to technical specification, integrity pact (if applicable) and acceptance to reverse auctioning process.

In the event of observance of any deviation in any part of our offer at a later date whether implicit or explicit, the deviations shall stand null &void.

We confirm to have submitted offer in accordance with tender instructions and as per aforesaid references.
Thanking you,

Yours faithfully,
(Signature, date & seal of authorized representative of the bidder)

SEAWORTHY PACKING
(PACKING INSTRUCTIONS FOR GENERAL COMPONENTS / ASSEMBLIES / EQUIPMENT)

1 GENERAL

This standard lays down packing instructions for seaworthy packing of Components /Assemblies/ Equipment to be dispatched against Customer's contracts, for which there are no special instructions issued by the Engineering Departments.

The Components/Assemblies need to be packed suitably to avoid physical damage & corrosion during transit for storage. For specific applications the concerned engineering department shall issue a product standard. Reference of this standard, must appear in the Shipping list/Packing List.

2 SCOPE

This procedure gives minimum guidelines for seaworthy packing to be complied with for packing of Components /Assemblies / Equipment. This packing shall be suitable for different handling operations and for the adverse conditions during transportation and during indoor / outdoor storage for periods more than one year.

3 CROSS REFERRED SPECIFICATION

- Multi-layered cross laminated plastic film : AA51420
- Packing Wood : AA51401
- Silica gel : AA55619
- Thermocole : AA51416
- Packing slip holders : AA7240901
- Corrugated Fibre Board : AA51414
- Rubber sheet : AA59001
- VCI paper : AA51406
- High quality full glossy out door finishing paint : AA56126
- Polyethylene air bubble film : IS 12787
- Structural steel - standard quality (plates, sections, strips flats & bars) : AA10108
- International Standards For Phytosanitary Measures No. 15 : ISPM-15:2009

4 WOOD SPECIFICATION FOR PACKING

The wood shall conform to specification AA51401.

For export packing wood in addition to the above the following has to be met:

The standard requires the use of debarked wood in the construction of compliant wood packaging material. Debarked wood is defined in the ISPM 5.

5 TYPE OF PACKING

The following 5 types of packings have been standardized for packing of General Components /Assemblies.

COPYRIGHT AND CONFIDENTIAL
The Information on this document is the property of BHARAT HEAVY ELECTRICALS LIMITED.
It must not be used directly or indirectly in any way detrimental to the Interest of the company.

– 'OP' - Open Type
– 'PP' - Partially Packed
– 'CP' - Crate Packing - Components/Equipment requiring physical protection
– 'CQ' - Case Packing - Small medium Components/ Assemblies/ Equipment which require corrosion & physical protection
– 'CR' - Case Packing - Electrical Components/Assemblies which require special packing viz. Water Proof, Shock Proof, etc.

6 DESCRIPTION OF TYPES OF PACKING

The various types of packing, as standardized above, are described below.

6.1 'OP' - Open Type

In case, of components which are not affected by water & dust & do not require special protection &, are generally not machined, shall be sent as open packages. However these components may be sent in crates, wherever necessary.

6.2 'PP' - Partially Packed

Components which need special protection, at selected portions only, shall be dispatched partially packed. Machined surfaces should not be allowed to come directly in contact with the wood. Such surfaces after application of TRP should be protected with Multi-layered cross laminated plastic film to AA51420.

6.3 'CP' - Crate Packing – General

Assemblies/Components which need only physical protection from the point of view of handling shall be dispatched duly packed in crates.

6.4 'CQ' - Case Packing - Machined Components/Assemblies/Equipment

a) Small & Medium sized components/assemblies/equipment due to size/weight & to avoid handling, and pilferage, problems shall be packed in Case/Containers.

b) Wherever required adequate quantity of silica gel to AA55619 or VCI Powder/ Tablets, packed in thin muslin cloth cotton bags shall be suitably placed.

c) Small machines/components of less weight shall be provided with suitable cushioning. Wood Wool/Expanded Polyethylene Foam Sheet, if used, shall be sandwiched between polyethylene sheets and sealed.

d) The components inside the case shall be entirely covered with Multi-layered cross laminated plastic film to AA51420, where-ever required.

6.5 'CR' - Case Packing - Electrical & Electronic Components/Assemblies

Delicate components likely to be damaged e.g. Gauges, Instruments etc. are to be wrapped in waxed paper or polyethylene air bubble film and packed in cartons.

a) Adequate quantity of Silica gel to AA55619 packed in cotton bags, of 100 grams each are to be suitably placed in the cartons. The cartons shall be entirely covered with Multi-layered cross laminated plastic film to AA51420, before being packed in the cases.

b) VCI Powder/Tablets can be used as an alternative to Silica Gel to AA55619.

c) Empty space in the cartons shall be filled with small chips of Expanded Polystyrene (Thermocole), Wood Wool etc. Polyethylene air bubble film shall conform to IS 12787/AA51420 Expanded polystyrene (Thermocole) shall conform to AA51416.

d) The cartons shall be manufactured from corrugated Fibre Board, meeting requirements of AA51414.

6.6 Special Packing

Components requiring special packing (as per customer/contractual/ engineering requirements) not included in this specification shall be covered by product standards.

7 PREPARATION OF PACKING CASE

1) Cases and crates with gross weight up to 1,000 kgs. shall be provided with bottom cleats of min. 40 mm thicknesses to ensure clearance for handling by forklift. Cases and crates exceeding gross weight of 1,000 kgs. shall be provided with skid runners, number and size according to weight of package.
2) The base of the case shall be made of wooden batons for planks giving necessary reinforcement, such that the bottom of the equipment is at a height of 100 to 200 mm from the ground level depending upon size & weight of equipment. However for packing cases of smaller size equipment can be at a height of 40 mm from the ground level.
3) In case of 'CR1 - Packing Viz. Electrical & Electronic components for instruments/assemblies, a rubber sheet, Self-expanded polyethene foam sheet, preferably 10 mm thick, shall be fixed on to the base to act as cushioning to the equipment.
4) The four sides, shall be lined, from inside with multi-layered cross-laminated polyethylene sheet of 90GSM as per AA51420 and tacked at suitable places.

   Whenever specified the top cover will have a layer of multi-layered cross laminated polyethylene sheet of 90 GSM over the cover. This should project about 100 - 250mm on all sides.

   It is preferable to have a single piece of the above Multi-layered cross laminated polyethylene sheet fixed on the four sides. In case jointing is unavoidable, it should be done by overlapping of approximately 100mm.
5) Place the Components/cartons with corrosion inhibitors duly applied wherever necessary for place suitably, thin muslin cloths bags containing 100 grams (approx.) of activated Blue Silica Gel to AA55619, wherever necessary. Alternatively VCI Powder or Tablet may be used.
6) In case, depression is formed, at the top, after the equipment is lowered, provide ply board/wooden batons.
7) Cover the whole equipment with polyethylene sheet of at least 100 micron thickness, on all sides preferably by a single piece.
8) For indoor panels/equipment, provide suitable packing batons with covering of Thermocole/expanded soft polyethylene foam/polyethylene air bubble film wrapped with suitable cords, to avoid cutting of the polyethylene sheet so that finished surface is not damaged.
9) Empty space in the box shall be filled with adequate cushioning material e.g. Thermocole Chips, Wood Wool etc. to avoid movement for shocks. Alternatively put wooden blocks/batons wherever necessary.
10) The inner side of the top cover shall be lined with polyethylene sheet, of at least
11) 100 micron thickness, which shall project approximately 25 to 150 mm depending upon the size of the case on all sides of the top cover shall be provided below the top cover. This projection, after nailing the top cover, shall be folded over, on the sides of the crates & tacked, to, prevent ingress of water from the top.
12) For specific requirement of packing the cases are to be provided with Tongue and Groove joints.

8 STEEL CONTAINERS

Steel containers for packing can be used in case of repeated supplies of the same equipment. Empty steel containers are to be returned back from customer's end and to be reused for the next supplies.

The containers are to be made of structural steel as per AA10108 with proper reinforcement with I, C and T Sections.

Following precautions are to be taken during packing:

– Put the Components/Assemblies/Equipment in the steel container properly. Cover the Components/Assemblies/Equipment with polythene.

– To arrest the movement in the steel container necessary wooden Blocks/Batons may be put.

– Put cover on steel, container and Bolt Properly.

9 SEALED PACKING

Components sub-assemblies and assemblies sensitive to climatic conditions shall be packed seal tight. All the openings of the sensitive components, sub-assemblies and assemblies shall be blanketed to prevent the ingress of dust and moisture.

The components sub-assemblies and assemblies are completely covered with 2 layers of polyethylene sheet. All sharp corners and edges are to be protected by rubber mats to prevent the polyethylene sheet from damage. Top surface of the case shall be free from dents to prevent rain water pockets.

10 SLING PLATE

Sling plate shall be provided to prevent damage to the packing box during lifting. Size of the sling plate shall be selected depending upon the net weight of the consignment.

11 PACKING SLIP HOLDERS

Two nos. steel packing slip holders, specification no. AA7240901 containing the packing list, sealed in thick polyethylene film, shall be fixed one inside and the other outside the packing box.

12 Volatile Corrosion Inhibitor (VCI) Paper

a) Un-protected surfaces of steel and cast iron components, tools bearing, shaft seals etc. are covered with VCI paper. VCI paper has been impregnated with corrosion inhibitors which by evaporation and chemical conversion protect metals in an enclosed area against corrosion.

b) 7 m^3 VCI paper is necessary for 1 m^3 of packed item approximately as per AA51406.

Application Limitation:

VCI paper shall not be used for components made of aluminium, aluminium alloys as well as Zinc, copper, brass, cadmium and silver.

VCI powder is sprinkled inside the piping components ends shall be protected with end cover as specified in plant standards, drawings.

13 Moisture Absorber

Silica gel is used for this purpose to protect the contents over sufficiently long time from corrosion. At the time of use, silica gel should be so dried that its colour becomes dark blue. These shall be filled in small cotton bags. Before sealing the equipment, the silica gel bags should be kept inside the polyethylene film cover at different locations. The quantity of silica gel should not be less than 1.0 kg per cubic metre volume of the packing box

14 GENERAL PRECAUTIONS

a) While fixing nails during packing, necessary care shall be taken to ensure that materials used for protection inside the case e.g. paper, polyethylene sheet, coir etc. do not get damaged.

b) Sling protection brackets to be provided on cases wherever required.

c) It shall be ensured that all stencil marks external, front & rear sides of the casing shall be of water proof Material to prevent obliteration in transit.

d) The various caution signs shall be marked with stencil on both sides of the packing box.

e) Do not pack any other Mechanical items with this case (do not use any other non-permitted packing materials).

THE FOLLOWING DETAILS ARE TO BE MARKED ON THE PACKING CASES.

a) Address of consignee.

b) Purchase Order No./ SO No/WO No.

c) Description of item or title of packing list.

d) Case identification Number/ Packing List No.

e) Net Weight.

f) Gross Weight.

g) Dimensions of box

h) Marking showing upright position.

i) Marking showing sling position.

j) Marking showing umbrella (i.e. for machines/components to be stored under covered storage.

k) Loading and unloading precautions

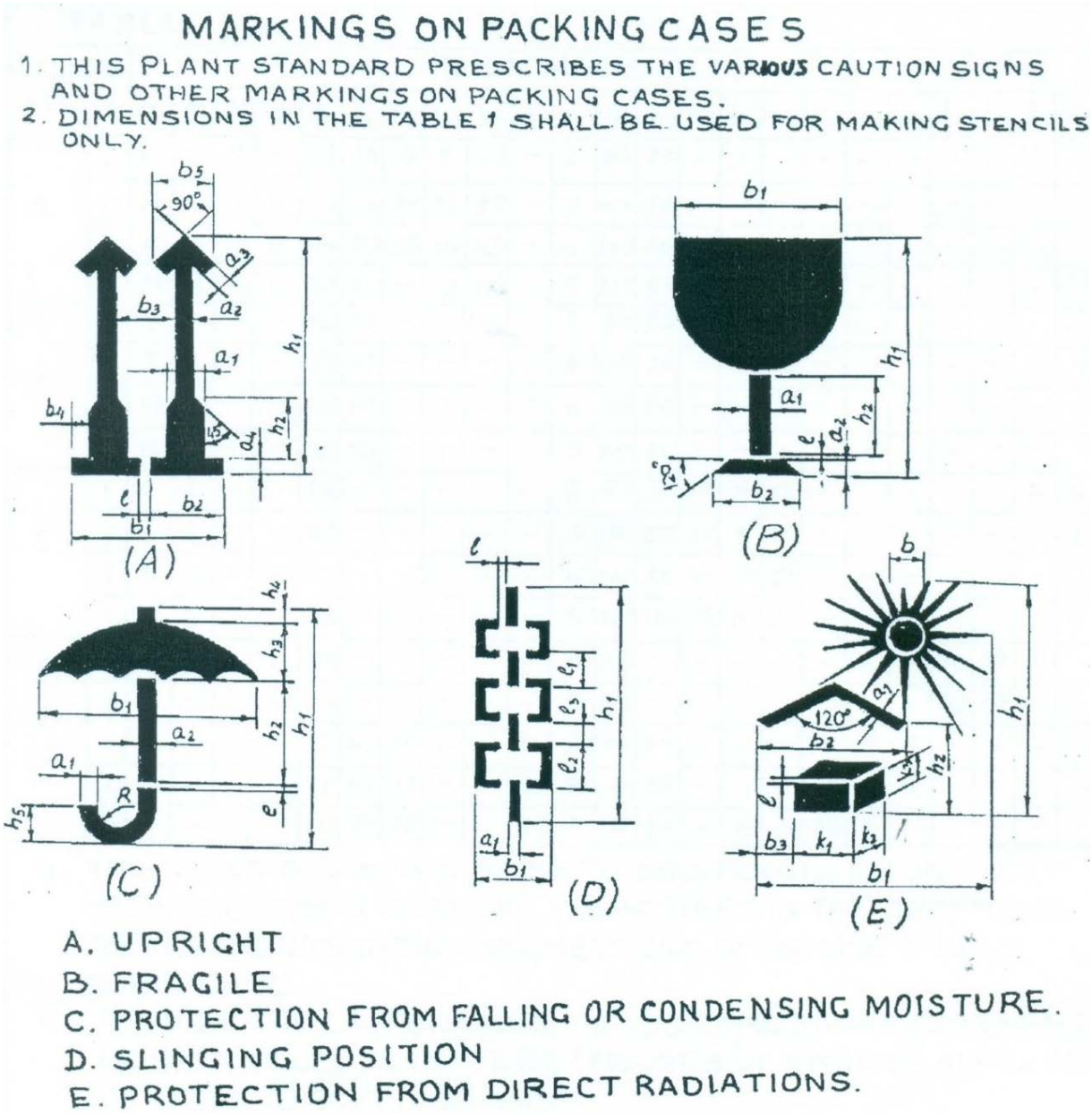

Figure 1

CENTER OF GRAVITY

Figure 2

Table 1

DESIGN-ATION		DIMENSIONS IN mm.																						
		a_1	a_2	a_3	a_4	b_1	b_2	b_3	b_4	b_5	b	l	h_1	h_2	h_3	h_4	h_5	K_1	K_2	K_3	l_1	l_2	l_3	R
A	1	12	5	5	4	52	25	19	8	21	–	2	84	23	–	–	–	–	–	–	–	–	–	–
	2	17	7	7	6	75	36	29	11	30	–	3	119	33	–	–	–	–	–	–	–	–	–	–
	3	24	10	10	8	104	50	38	16	42	–	4	168	46	–	–	–	–	–	–	–	–	–	–
	4	34	14	14	11	147	71	59	23	60	–	5	239	65	–	–	–	–	–	–	–	–	–	–
B	1	5	5	–	–	50	33	–	–	–	–	2	84	25	–	–	–	–	–	–	–	–	–	–
	2	7	7	–	–	71	47	–	–	–	–	3	119	36	–	–	–	–	–	–	–	–	–	–
	3	10	10	–	–	100	66	–	–	–	–	4	168	50	–	–	–	–	–	–	–	–	–	–
	4	14	14	–	–	142	94	–	–	–	–	5	239	71	–	–	–	–	–	–	–	–	–	–
C	1	4	3	–	–	66	–	–	–	–	–	2	80	39	19	5	11	–	–	–	–	–	–	6
	2	6	4	–	–	85	–	–	–	–	–	3	114	55	27	7	16	–	–	–	–	–	–	9
	3	8	6	–	–	120	–	–	–	–	–	4	160	78	38	10	22	–	–	–	–	–	–	12
	4	11	9	–	–	170	–	–	–	–	–	5	227	110	54	14	31	–	–	–	–	–	–	17
D	1	6	–	–	–	30	–	–	–	–	–	4	148	–	–	–	–	–	–	–	30	30	10	–
	2	9	–	–	–	42	–	–	–	–	–	5	209	–	–	–	–	–	–	–	42	42	14	–
E	1	3	–	–	–	69	47	10	–	–	16	2	91	26	–	–	–	17	8	11	–	–	–	–
	2	4	–	–	–	98	67	15	–	–	23	3	128	33	–	–	–	24	11	16	–	–	–	–
	3	6	–	–	–	138	94	20	–	–	32	4	182	62	–	–	–	34	16	22	–	–	–	–

Black and Red Marking Ink to IS: 1234 "Ink, Stencil, Oil Base, For Marking Porous Surfaces" or duplicating ink stencilling, oil base for marking porous surfaces.

All cases containing fragile items are to be stencilled with red marking and stencilling paint/ink.

"HANDLE WITH CARE", "FRAGILE DO NOT TURN OVER".

Besides the caution signs the product information shall be stencilled of letters with 13mm to 50mm height.

In case of consignment consists of more than one package, each package shall carry its Package No. as given in shipping list. All caution signs shall be stencilled in higher quality full glossy out door finishing paint red in colour (AA56126). All other markings shall be carried out in black enamel (AA56126).

Caution signs & other markings shall be stencilled on both the end shooks & the side shooks. Caution sign (for slinging) shall be stencilled only on side shooks at the appropriate place.

Note: In case the size of package is small for using the stencils, then hand written letters/figures shall be allowed.

15 PROCEDURE FOR HANDLING OF COMPONENTS

The purpose of this procedure is to protect the quality of the components/equipment while handling in various stages of manufacturing packing & despatching.

15.1 Adequate care shall be taken in handling the material, and components to avoid damage during receipts, storage issue manufacture & despatch operations.

15.2 Appropriate material handling equipment like fork lifters, cranes etc. Shall be used where needed.

15.3 Lifting by crane and transportation by trolley of critical items and large components like rotors castings etc. Shall be done carefully.

15.4 For critical items, where specified, special handling fixtures shall be used for lifting.

15.5 Slings and shackles used for lifting the components/equipment shall be checked for fitness and suitability before use.

15.6 Slings used on machined surfaces shall be suitably padded. No slings shall be used on journal surfaces.

15.7 Precision machined components like blades, catches, rollers etc. Shall be lifted using suitable wooden pallets.

15.8 HANDLING OF COMPONENTS ON RECEIPT/DESPATCH:

Before loading/unloading a packing case from the carrier look for the following shipping instructions painted on the packing case.

– The markings showing the upright position.

– The markings showing the sling position

– Markings showing the fragile contents.

– Other required markings as per Clause No. 12

15.8.1 Appropriate cranes and slings should be used for different components/ cases. Slings should normally make an angle as minimum as possible (width wise) but in no case more than 15º.

15.8.2 Handling and lifting should be done without jerks or impacts.

15.8.3 Immediately after receipt of the goods, the packing should be examined all-round for any sign of damage. If necessary, lift the cover or a number of boards of the case so as to make the contents visible. In the event of sealed packing being used the plastic sheeting should not be damaged. It is imperative that the packing material is restored in original condition after the inspection.

15.8.4 On receipt of the equipment it should be checked with the shipping list and missing or damage if any should be reported immediately. It is important to arrange for immediate examination to determine the extent of the damage, the cause of the damage and where applicable the person or persons responsible for the damage. According to general practice when transporting by railway or by road vehicle the carrier concerned should be immediately called upon (within specified periods) for jointly establishing a statement of the damage. This is essential as a basis for a subsequent claim and possible damage report to the insurance company.

15.8.5 Protective coating applied on machined surfaces should not be disturbed. The plastic covering should be put back carefully so that it prevents ingress of dust and moisture. Some packing may have vapour phase inhibitor (VPI) paper enclosed inside the packing cases. This should be restored to its original place as far as possible.

15.8.6 Silica gel and such other chemicals kept in the box as desiccants and indicators should also be left in the box itself.

16 GI SHEET

The packing cases are covered with GI sheet on outside for sides and top; inside for bottom as per the Figure-3 (GI sheet covering is applicable for all closed type of wooden packing).

17 Treatment of Wood & Application and use of the mark

For seaworthy export packing, treatment of wood has to be carried out as below subject to BHEL Engg & QC approval.

As per customer requirement for export packing, wood to be treated as applicable should be done as per International Standards for Phytosanitary Measures ISPM: 15 to control the growth stages viz. egg to adult of structural insects (beetles, borers, bugs, fleas, flies, lice, moths, roaches, termites) and other pests (mice, rats, spiders) etc. in stored products.

The specified marks applied to wood packaging material treated in accordance with ISPM 15 must conform to the requirements described in Annex 2 of ISPM 15.

17.1 Heat treatment using a conventional steam or dry kiln heat chamber (treatment code for the mark: HT)

When using conventional heat chamber technology, the fundamental requirement is to achieve a minimum temperature of 56 °C for a minimum duration of 30 continuous minutes throughout the entire profile of the wood (including its core).

This temperature can be measured by inserting temperature sensors in the core of the wood. Alternatively, when using kiln-drying heat chambers or other heat treatment chambers, treatment schedules may be developed based on a series of test treatments during which the core temperature of the wood at various locations inside the heat chamber has been measured and correlated with chamber air temperature, taking into account the moisture content of the wood and other substantial parameters (such as species and thickness of the wood, air flow rate and humidity). The test series must demonstrate that a minimum temperature of 56 °C is maintained for a minimum duration of 30 continuous minutes throughout the entire profile of the wood.

Treatment schedules should be specified or approved by the National Plant Protection Organisation (NPPO). Treatment providers should be approved by the NPPO.

17.2 Heat treatment using dielectric heating (treatment code for the mark: DH)

Where dielectric heating is used (e.g. microwave), wood packaging material composed of wood not exceeding 20 cm when measured across the smallest dimension of the piece or the stack must be heated to achieve a minimum temperature of 60 °C for 1 continuous minute throughout the entire profile of the wood (including its surface). The prescribed temperature must be reached within 30 minutes from the start of the treatment.

Treatment schedules should be specified or approved by the NPPO.

17.3 Methyl bromide treatment (treatment code for the mark: MB)

Wood packaging material containing a piece of wood exceeding 20 cm in cross-section at its smallest dimension must not be treated with methyl bromide.

The fumigation of wood packaging material with methyl bromide must be in accordance with a schedule specified or approved by the NPPO (National Plant Protection Organisation) that achieves the minimum concentration-time product (CT) over 24 hours at the temperature and final residual concentration specified in Table 1. This CT must be achieved throughout the profile of the wood, including its core, although the concentrations would be measured in the ambient atmosphere. The minimum temperature of the wood and its surrounding atmosphere must not be less than 10 °C and the minimum exposure time must not be less than 24 hours. Monitoring of gas concentrations must be carried out at a minimum at 2, 4 and 24 hours from the beginning of the treatment. In the case of longer exposure times and weaker concentrations, additional measurement of the gas concentrations should be recorded at the end of fumigation.

If the CT is not achieved over 24 hours, corrective action needs to be taken to ensure the CT is reached; for example, the treatment is restarted or the treatment time extended for a maximum of 2 hours without adding more methyl bromide to achieve the required CT (see the footnote to Table 2).

Table 2 – Minimum CT over 24 hours for wood packaging material fumigated with methyl bromide

Temperature (°C)	CT (g·h/m^3) over 24 h	Minimum final concentration (g/m^3) after 24 h#
21.0 or above	650	24
16.0 – 20.9	800	28
10.0 – 15.9	900	32

In circumstances when the minimum final concentration is not achieved after 24 hours, a deviation in the concentration of ~5% is permitted provided additional treatment time is added to the end of the treatment to achieve the prescribed CT.

One example of a schedule that may be used for achieving the specified requirements is shown in Table 3.

Table 3 – Example of a treatment schedule that achieves the minimum required CT for wood packaging material treated with methyl bromide (initial doses may need to be higher in conditions of high sorption or leakage)

Temperature (°C)	Dosage (g/m^3)	Minimum concentration (g/m^3) at:		
		2 h	4 h	24 h
21.0 or above	48	36	31	24
16.0 – 20.9	56	42	36	28
10.0 – 15.9	64	48	42	32

Treatment providers should be approved by the NPPO.

17.4 Marking

The specified marks applied to wood packaging material treated in accordance with ISPM 15 must conform to the requirements described in ISPM 15.

18 PROVISION FOR INSPECTION

This clause is applicable only where contractual requirement of customer is there. For other packings this is not applicable.

Each transportable packing's shall have provision for inspection by customer authority etc. during transport from origin of dispatched till destination. This inspection may require opening of the package and subsequently closing it again. For this purpose suitable designed opening with bolted cover shall be provided. Such an opening shall be clearly marked as "OPENING" with clear instruction for opening & closing written on this cover. For large consignment the size of the opening shall be suitable to facilitate entry of personnel.

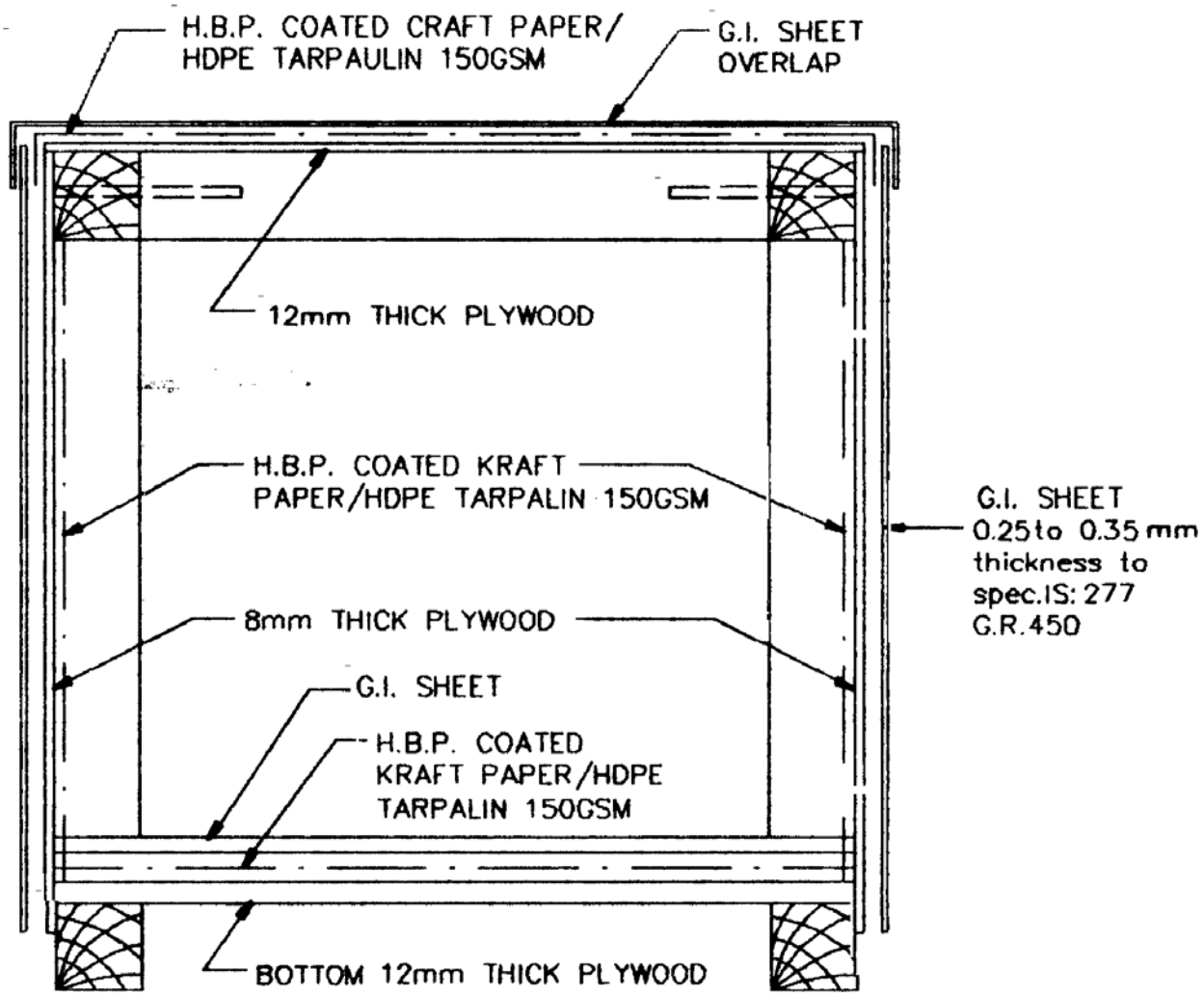

CLOSED PACKING CASE WITH
G.I.SHEET SHOWING LAYERS
OF PACKING MATERIALS

Figure 3

EXPORT PACKING

(PACKING INSTRUCTIONS FOR GENERAL COMPONENTS / ASSEMBLIES / EQUIPMENT)

1 GENERAL

This standard lays down packing instructions for export packing of components/assemblies/equipment to be dispatched against Customer's contracts, for which there are no special instructions issued by the Engineering Departments. For Seaworthy Packing refer standard AA0490004 wherever applicable.

The components/assemblies need to be packed suitably to avoid physical damage & corrosion during transit for storage. For specific applications, the concerned engineering department shall issue a product standard. Reference of this standard, must appear in the Shipping list/Packing List.

2 SCOPE

This procedure gives minimum guidelines for export packing to be complied with for packing of components/assemblies/equipment. This packing shall be suitable for different handling operations and for the adverse conditions during transportation and during indoor / outdoor storage for periods more than one year.

3 WOOD SPECIFICATION FOR PACKING:

a) The wood shall conform to specification AA51401.

In addition to the above the following has to be met:

The standard requires the use of debarked wood in the construction of compliant wood packaging material. Debarked wood is defined in the ISPM 15

b) Ply Wood planks as per specification IS:303 Gr. “MR” Type A,B are used for the sides, top & bottom of the packing cases.

c) Ply Wood of marine grade as per IS:710 for packing of control equipment and for support batten pinewood to be used as per specification AA51401.

4 TYPE OF PACKING:

The following types of packing have been standardized for packing of general components/assemblies.

- **‘OP’** - Open Type
- **‘PP’** - Partially Packed
- **‘CP’** - Crate Packing - Components/Equipment requiring physical protection
- **‘CQ’** - Case Packing - Small medium Components/ Assemblies/ Equipment which require corrosion & physical protection
- **‘CR’** - Case Packing - Electrical Components/Assemblies which require special packing viz. Water Proof, Shock Proof, etc.

DESCRIPTION OF TYPES OF PACKING

The various types of packing, as standardized above, are described below.

COPYRIGHT AND CONFIDENTIAL
The Information on this document is the property of BHARAT HEAVY ELECTRICALS LIMITED.
It must not be used directly or indirectly in any way detrimental to the Interest of the company.

4.1 'OP' - Open Type

In case, of components which are not affected by water & dust & do not require special protection &, are generally not machined, shall be sent as open packages. However these components may be sent in crates, wherever necessary.

4.2 PP' - Partially Packed

Components which need special protection, at selected portions only, shall be dispatched partially packed. Machined surfaces should not be allowed to come directly in contact with the wood. Such surfaces after application of TRP should be protected with Multi-layered cross laminated plastic film to AA51420.

4.3 'CP' - Crate Packing – General

Assemblies/Components which need only physical protection from the point of view of handling shall be dispatched duly packed in crates.

4.4 'CQ' - Case Packing - Machined Components/Assemblies/Equipment

a) Small & Medium sized components/assemblies/equipment due to size/weight & to avoid handling, and pilferage, problems shall be packed in Case/Containers.

b) Wherever required adequate quantity of silica gel to AA55619 or VCI Powder/ Tablets, packed in thin muslin cloth cotton bags shall be suitably placed.

c) Small machines/components of less weight shall be provided with suitable cushioning. Wood Wool/Expanded Polyethylene Foam Sheet, if used, shall be sandwiched between polyethylene sheets and sealed.

d) The components inside the case shall be entirely covered with Multi-layered cross laminated plastic film to AA51420, where-ever required.

4.5 'CR' - Case Packing - Electrical & Electronic Components/Assemblies

Delicate components likely to be damaged e.g. Gauges, Instruments etc. are to be wrapped in waxed paper or polyethylene air bubble film and packed in cartons.

a) Adequate quantity of Silica gel to AA55619 packed in cotton bags, of 100 grams each are to be suitably placed in the cartons. The cartons shall be entirely covered with Multi-layered cross laminated plastic film to AA51420, before being packed in the cases.

b) VCI Powder/Tablets can be used as an alternative to Silica Gel to AA55619.

c) Empty space in the cartons shall be filled with small chips of Expanded Polystyrene (Thermocole), Wood Wool etc. Polyethylene air bubble film shall conform to IS 12787/AA51420 Expanded polystyrene (Thermocole) shall conform to AA51416.

d) The cartons shall be manufactured from corrugated Fibre Board, meeting requirements of AA51414.

4.6 Special Packing

Components requiring special packing (as per customer/contractual/ engineering requirements) not included in this specification shall be covered by product standards.

5 PREPARATION OF PACKING CASE:

1) Export items are to be packed in sea-worthy wooden/Ply board cases.

2) The base of the case shall be made of wooden battens for planks giving necessary reinforcement, such that the bottom of the equipment is at a height of 100 to 200mm from the ground level depending upon size & weight of equipment. However for packing cases of smaller size equipment can be at a height of 40mm from the ground level.

3) The four sides & top cover shall be lined, from inside with multi-layered cross-laminated polyethylene sheet of 90GSM as per AA51420 and tacked at suitable places.

   Whenever specified the top cover will have a layer of multi-layered cross laminated polyethylene sheet of 90 GSM over the cover. This should project about 100 - 250mm on all sides.

It is preferable to have a single piece of the above Multi-layered cross laminated polyethylene sheet fixed on the four sides. In case jointing is unavoidable, it should be done by overlapping of approximately 100mm.

4) Put the job on the base and wherever necessary may be screwed / fastened.

5) In case of delicate component Packing Viz. Electrical & Electronic components for instruments/ assemblies, a rubber sheet, Self-expanded polyethene foam sheet as per AA51423, preferably 10mm thick, shall be fixed on to the base to act as cushioning to the equipment.

6) Place the Components/cartons with corrosion inhibitors duly applied wherever necessary for place suitably, thin muslin cloths bags containing 100grams (approx.) of activated Blue Silica Gel to AA55619, wherever necessary. Alternatively VCI Powder or Tablet may be used.

7) In case, depression is formed, at the top, after the equipment is lowered, provide ply board/wooden batons.

8) Whole Equipment shall be covered and sealed with Multi-layered cross-laminated Polyethylene sheet to AA51420.

9) For indoor panels/equipment, provide suitable packing batons with covering of Thermocole/ expanded soft polyethylene foam/polyethylene air bubble film wrapped with suitable cords, to avoid cutting of the polyethylene sheet so that finished surface is not damaged.

10) Empty space in the box shall be filled with adequate cushioning material e.g. Thermocole Chips, Wood Wool etc. to avoid movement for shocks. Alternatively put wooden blocks/batons wherever necessary.

11) The inner side of the top cover shall be lined with M.L.C. laminated polyethylene sheet of at least 90GSM, which shall project approximately 25 to 150mm depending upon the size of the case on all sides of the top cover shall be provided below the top cover. This projection, after nailing the top cover, shall be folded over, on the sides of the crates & tacked, to, prevent ingress of water from the top.

12) For specific applications requiring additional protection the packing cases are covered with GI sheet on outside for sides and top; inside for bottom as per specification AA10166, thickness of G.I. sheet shall be 0.25mm.

13) For specific applications requiring inspection, additional inspection window has to be provided for custom clearance for export jobs.

6 SEALED PACKING:

Components sub-assemblies and assemblies sensitive to climatic conditions shall be packed seal tight. All the openings of the sensitive components, sub-assemblies and assemblies shall be blanketed to prevent the ingress of dust and moisture.

The components sub-assemblies and assemblies are completely covered with 2 layers of M.L.C. laminated poly film. All sharp corners and edges are to be protected by rubber mats to prevent the polyethylene sheet from damage. Top surface of the case shall be free from dents to prevent rain water pockets.

Certain special precautions are required for seal tight packing of specific item have to be covered by product standard.

7 OTHER PACKING MATERIAL

7.1 Volatile Corrosion Inhibitor (VCI) Paper as per AA51406:

a) Un-protected surfaces of steel and cast iron components, tools bearing, shaft seals etc. are covered with VCI paper. VCI paper has been impregnated with corrosion inhibitors which by evaporation and chemical conversion protect metals in an enclosed area against corrosion.

b) 7m3 VCI paper is necessary for 1 m3 of packed item approximately as per AA51406.

Application Limitation:

VCI paper shall not be used for components made of aluminium, aluminium alloys as well as Zinc, copper, brass, cadmium and silver.VCI powder is sprinkled inside the piping components ends shall be protected with end cover as specified in plant standards, drawings.

7.2 Moisture Absorber:

Silica gel is used for this purpose to protect the contents over sufficiently long time from corrosion. At the time of use, silica gel should be so dried that its colour becomes dark blue. These shall be filled in small cotton bags. Before sealing the equipment, the silica gel bags should be kept inside the polyethylene film cover at different locations. The quantity of silica gel depends on the dimension of the polyethylene sheet as well as transit and storage time.

7.3 Sling Plate:

Sling plate shall be provided to prevent damage to the packing box during lifting. Size of the sling plate shall be selected depending upon the net weight of the consignment.

7.4 Packing Slip Holders:

Two nos. of packing list with suitable protecting cover shall be fixed one inside and the other outside of the packing box as per specification AA7240901.

7.5 Nails

The length and diameter of the nails depends upon the size of planks

7.6 Strapping Strips:

These are used for strapping the boxes. Suitable size of box strapping strip can be used as per size and weight of consignment. The material shall be free from rust.

7.7 Brackets:

These brackets are used for nailing to the corners of cubicle boxes.The brackets shall be of “L" shape, suitable holes shall be provided towards the end of each side for screwing /nailing.

7.8 Fasteners:

Bolts, double nuts, spring washers of suitable size will have to be used for packing of some special items like transformers, reactors, breakers, etc., to hold the job to the bottom plank of the box.

7.9 Polyethylene Sheet:

The polyethylene sheets are used to make covers to the jobs individually.multi-layered cross laminated polyethylene sheet as per AA 51420 can be used for packing of jobs.

7.10 Expanded Poly Foam Sheet and Air Bubble Film:

This item is used for covering the delicate items, Expanded Polyethylene Foam Sheet as per specification AA51423 and air bubble film as per specification AA51426

7.11 Thermocol (Expanded Polystyerene) Sheets:

This is used for covering delicate items. This material shall be as per spec. no AA51416

7.12 Cotton Bags:

These are used for holding silica gel.

7.13 Marking Ink:

The ink used normally is black in color. In some special cases other color also will have to be used. The ink shall be non-fading/indelible and non-washable by water

7.14 Polyethylene Bags:

These are to be used for keeping the, Packing slips. The bag shall be of size 70 mm X 100 mm (minimum).

7.15 Mechanical Latching Clamps:

For specific items self locking clamps can also be used on need basis in conjunction with or apart from regular bolt and nut fixing arrangement, if needed.

8 DESIGN OF PACKING BOXES

Design/drawing of packing boxes shall be prepared based on actual weight and size of the equipment and shall be covered by concern product standards.

9 GENERAL PRECAUTIONS:

1) While fixing nails during packing, necessary care shall be taken to ensure that materials used for protection inside the case e.g. paper, polyethylene sheet, coir etc. do not get damaged.
2) Sling protection brackets to be provided on cases wherever required.
3) It shall be ensured that all stencil marks external, front & rear sides of the casing shall be of water proof Material to prevent obliteration in transit.
4) For packing of small/delicate items - Item may be wrapped properly with M.L.C. laminated polyethylene and wrapped item may be further wrapped with air bubble film as per spec. AA51426, these curtains will be subsequently packed in wooden/ply boxes as at clause 7.
5) The various caution signs shall be marked with stencil on both sides of the packing box.
6) Instructions on handling,storage, preservation, represervation and transport of export order components at works and site shall be covered by product standards.

10 MARKING

The following details are to be marked on the packing cases.

a) Address of consignee.
b) Purchase Order No.
c) Description of item or title of packing list.
d) Case identification Number.
e) Net Weight.
f) Gross Weight.
g) Dimensions of box
h) Marking showing upright position.
i) Marking showing sling position.
j) Marking showing umbrella (i.e. for machines/components to be stored under covered storage.

CORPORATE STANDARD

MARKINGS ON PACKING CASES

1. THIS PLANT STANDARD PRESCRIBES THE VARIOUS CAUTION SIGNS AND OTHER MARKINGS ON PACKING CASES.
2. DIMENSIONS IN THE TABLE 1 SHALL BE USED FOR MAKING STENCILS ONLY.

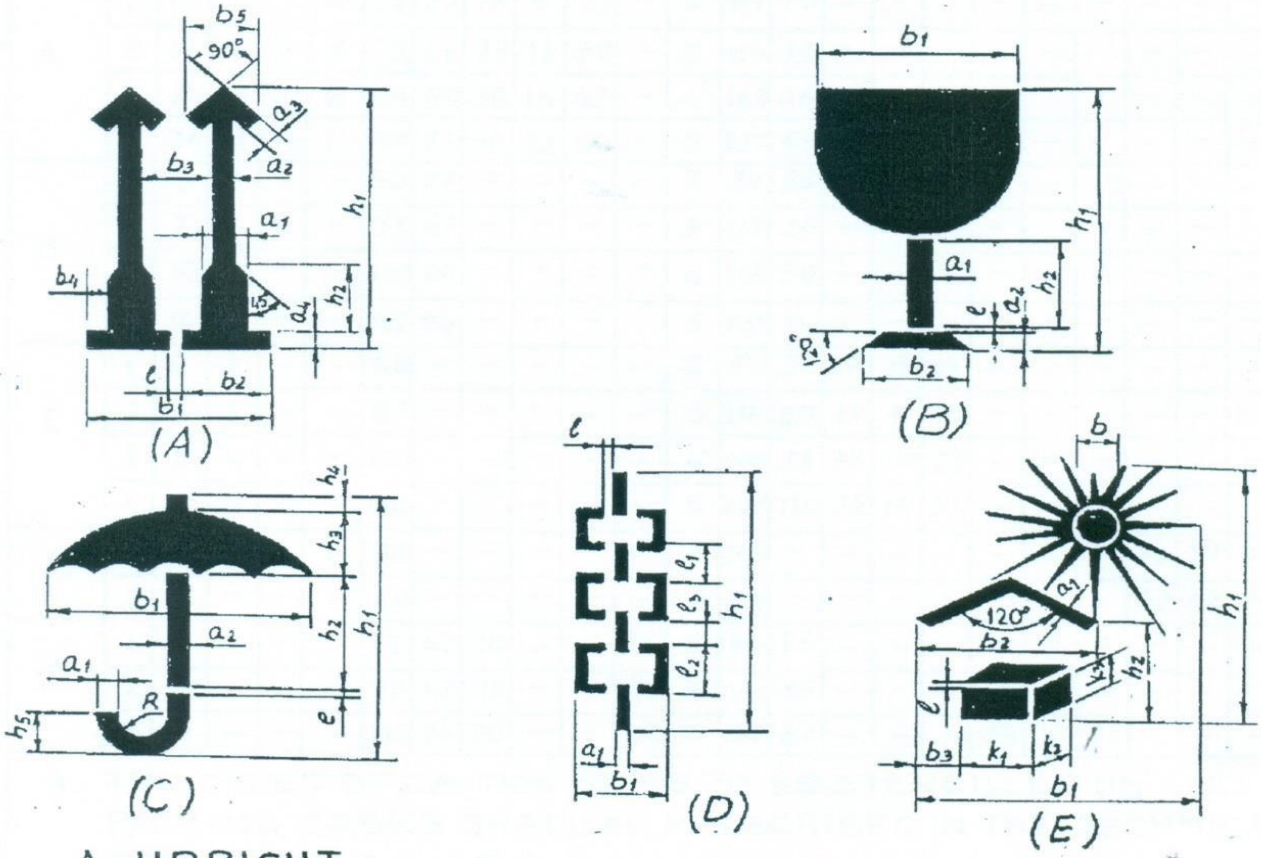

A. UPRIGHT
B. FRAGILE
C. PROTECTION FROM FALLING OR CONDENSING MOISTURE.
D. SLINGING POSITION
E. PROTECTION FROM DIRECT RADIATIONS.

CENTER OF GRAVITY

Figure 1 – Markings

DESIGN-ATION		DIMENSIONS IN mm.																						
		a_1	a_2	a_3	a_4	b_1	b_2	b_3	b_4	b_5	b	l	h_1	h_2	h_3	h_4	h_5	K_1	K_2	K_3	l_1	l_2	l_3	R
A	1	12	5	5	4	52	25	19	8	21	–	2	84	23	–	–	–	–	–	–	–	–	–	–
	2	17	7	7	6	75	36	29	11	30	–	3	119	33	–	–	–	–	–	–	–	–	–	–
	3	24	10	10	8	104	50	38	16	42	–	4	168	46	–	–	–	–	–	–	–	–	–	–
	4	34	14	14	11	147	71	59	23	60	–	5	239	65	–	–	–	–	–	–	–	–	–	–
B	1	5	5	–	–	50	33	–	–	–	–	2	84	25	–	–	–	–	–	–	–	–	–	–
	2	7	7	–	–	71	47	–	–	–	–	3	119	36	–	–	–	–	–	–	–	–	–	–
	3	10	10	–	–	100	66	–	–	–	–	4	168	50	–	–	–	–	–	–	–	–	–	–
	4	14	14	–	–	142	94	–	–	–	–	5	239	71	–	–	–	–	–	–	–	–	–	–
C	1	4	3	–	–	66	–	–	–	–	–	2	80	39	19	5	11	–	–	–	–	–	–	6
	2	6	4	–	–	85	–	–	–	–	–	3	114	55	27	7	16	–	–	–	–	–	–	9
	3	8	6	–	–	120	–	–	–	–	–	4	160	78	38	10	22	–	–	–	–	–	–	12
	4	11	9	–	–	170	–	–	–	–	–	5	227	110	54	14	31	–	–	–	–	–	–	17
D	1	6	–	–	–	30	–	–	–	–	–	4	148	–	–	–	–	–	–	–	30	30	10	–
	2	9	–	–	–	42	–	–	–	–	–	5	209	–	–	–	–	–	–	–	42	42	14	–
E	1	3	–	–	–	69	47	10	–	–	16	2	91	26	–	–	–	17	8	11	–	–	–	–
	2	4	–	–	–	98	67	15	–	–	23	3	128	33	–	–	–	24	11	16	–	–	–	–
	3	6	–	–	–	138	94	20	–	–	32	4	182	62	–	–	–	34	16	22	–	–	–	–

Black and Red Marking Ink to IS:1234 "Ink, Stencil, Oil Base, For Marking Porous Surfaces" or duplicating ink stencilling, oil base for marking porous surfaces.

All cases containing fragile items are to be stencilled with red marking and stencilling paint/ink

"HANDLE WITH CARE", "FRAGILE DO NOT TURN OVER".

Besides the caution signs the product information's shall be stencilled of letters with 13mm to 50mm height.

Incase of consignment consists of more than one package; each package shall carry its package no as given in shipping list. All caution signs shall be stencilled in higher quality full glossy out door finishing paint red in colour (AA56126). All other markings shall be carried out in black enamel (AA56126).

Caution signs & other markings shall be stencilled on both the end shooks & the side shooks. Caution sign (for slinging) shall be stencilled only on side shooks at the appropriate place.

Note: Incase the size of package is small for using the stencils, and then hand written letters/figures shall be allowed.

11 PROCEDURE FOR HANDLING OF COMPONENTS

The purpose of this procedure is to protect the quality of the components/equipment while handling in various stages of manufacturing packing & despatching.

1) Adequate care shall be taken in handling the material, and components to avoid damage during receipts, storage issue manufacture & despatch operations.
2) Appropriate material handling equipment like fork lifters, cranes etc. Shall be used where needed.
3) Lifting by crane and transportation by trolley of critical items and large components like rotors castings etc. Shall be done carefully.

4) For critical items, where specified, special handling fixtures shall be used for lifting.
5) Slings and shackles used for lifting the components/equipment shall be checked for fitness and suitability before use.
6) Slings used on machined surfaces shall be suitably padded. No slings shall be used on journal surfaces.
7) Precision machined components like blades, catches, rollers etc. Shall be lifted using suitable wooden pallets.
8) **HANDLING OF COMPONENTS ON RECEIPT/DESPATCH**:

Before loading/unloading a packing case from the carrier look for the following shipping instructions painted on the packing case.

- The markings showing the upright position.
- The markings showing the sling position
- Markings showing the fragile contents.
- Other required markings as per Cl.No:10

a) Appropriate cranes and slings should be used for different components/ cases. Slings should normally make an angle as minimum as possible (width wise) but in no case more than 15º.
b) Handling and lifting should be done without jerks or impacts.
c) Immediately after receipt of the goods, the packing should be examined all-round for any sign of damage. If necessary, lift the cover or a number of boards of the case so as to make the contents visible. In the event of sealed packing being used the plastic sheeting should not be damaged. It is imperative that the packing material is restored in original condition after the inspection.
d) On receipt of the equipment it should be checked with the shipping list and missing or damage if any should be reported immediately. It is important to arrange for immediate examination to determine the extent of the damage, the cause of the damage and where applicable the person or persons responsible for the damage. According to general practice when transporting by railway or by road vehicle the carrier concerned should be immediately called upon (within specified periods) for jointly establishing a statement of the damage. This is essential as a basis for a subsequent claim and possible damage report to the insurance company.
e) Protective coating applied on machined surfaces should not be disturbed. The plastic covering should be put back carefully so that it prevents ingress of dust and moisture. Some packing may have vapour phase inhibitor (VPI) paper enclosed inside the packing cases. This should be restored to its original place as far as possible.
f) Silica gel and such other chemicals kept in the box as desiccants and indicators should also be left in the box itself.

12 Treatment of Wood & Application and use of the mark

For seaworthy export packing, treatment of wood has to be carried out as below subject to BHEL Engg & QC approval.

As per customer requirement for export packing, wood to be treated as applicable should be done as per International Standards for Phytosanitary Measures ISPM: 15 to control the growth stages viz. egg to adult of structural insects (beetles, borers, bugs, fleas, flies, lice, moths, roaches, termites) and other pests (mice, rats, spiders) etc. in stored products.

The specified marks applied to wood packaging material treated in accordance with ISPM 15 must conform to the requirements described in Annex 2 of ISPM 15.

12.1 Heat treatment using a conventional steam or dry kiln heat chamber (treatment code for the mark: HT)

When using conventional heat chamber technology, the fundamental requirement is to achieve a minimum temperature of 56 °C for a minimum duration of 30 continuous minutes throughout the entire profile of the wood (including its core).

This temperature can be measured by inserting temperature sensors in the core of the wood. Alternatively, when using kiln-drying heat chambers or other heat treatment chambers, treatment schedules may be developed based on a series of test treatments during which the core temperature of the wood at various locations inside the heat chamber has been measured and correlated with chamber air temperature, taking into account the moisture content of the wood and other substantial parameters (such as species and thickness of the wood, air flow rate and humidity). The test series must demonstrate that a minimum temperature of 56 °C is maintained for a minimum duration of 30 continuous minutes throughout the entire profile of the wood.

Treatment schedules should be specified or approved by the National Plant Protection Organisation (NPPO). Treatment providers should be approved by the NPPO.

12.2 Heat treatment using dielectric heating (treatment code for the mark: DH)

Where dielectric heating is used (e.g. microwave), wood packaging material composed of wood not exceeding 20 cm when measured across the smallest dimension of the piece or the stack must be heated to achieve a minimum temperature of 60 °C for 1 continuous minute throughout the entire profile of the wood (including its surface). The prescribed temperature must be reached within 30 minutes from the start of the treatment.

Treatment schedules should be specified or approved by the NPPO.

12.3 Methyl bromide treatment (treatment code for the mark: MB)

Wood packaging material containing a piece of wood exceeding 20 cm in cross-section at its smallest dimension must not be treated with methyl bromide.

The fumigation of wood packaging material with methyl bromide must be in accordance with a schedule specified or approved by the NPPO (National Plant Protection Organisation) that achieves the minimum concentration-time product (CT) over 24 hours at the temperature and final residual concentration specified in Table 1. This CT must be achieved throughout the profile of the wood, including its core, although the concentrations would be measured in the ambient atmosphere. The minimum temperature of the wood and its surrounding atmosphere must not be less than 10 °C and the minimum exposure time must not be less than 24 hours. Monitoring of gas concentrations must be carried out at a minimum at 2, 4 and 24 hours from the beginning of the treatment. In the case of longer exposure times and weaker concentrations, additional measurement of the gas concentrations should be recorded at the end of fumigation.

If the CT is not achieved over 24 hours, corrective action needs to be taken to ensure the CT is reached; for example, the treatment is restarted or the treatment time extended for a maximum of 2 hours without adding more methyl bromide to achieve the required CT (see the footnote to Table 2).

Table 1 – Minimum CT over 24 hours for wood packaging material fumigated with methyl bromide

Temperature (°C)	CT (g·h/m^3) over 24 h	Minimum final concentration (g/m^3) after 24 h#
21.0 or above	650	24
16.0 – 20.9	800	28
10.0 – 15.9	900	32

In circumstances when the minimum final concentration is not achieved after 24 hours, a deviation in the concentration of ~5% is permitted provided additional treatment time is added to the end of the treatment to achieve the prescribed CT.

One example of a schedule that may be used for achieving the specified requirements is shown in Table 3.

Table 2 – Example of a treatment schedule that achieves the minimum required CT for wood packaging material treated with methyl bromide (initial doses may need to be higher in conditions of high sorption or leakage)

Temperature (°C)	Dosage (g/m^3)	Minimum concentration (g/m^3) at:		
		2 h	4 h	24 h
21.0 or above	48	36	31	24
16.0 – 20.9	56	42	36	28
10.0 – 15.9	64	48	42	32

Treatment providers should be approved by the NPPO.

12.4 Marking

The specified marks applied to wood packaging material treated in accordance with ISPM 15 must conform to the requirements described in ISPM 15.

13 PROVISION FOR INSPECTION:

This clause is applicable only where contractual requirement of customer is there. For other packings this is not applicable.

Each transportable packing's shall have provision for inspection by customer authority etc. during transport from origin of dispatched until destination. This inspection may require opening of the package and subsequently closing it again. For this purpose, suitable designed opening with bolted cover shall be provided. Such an opening shall be clearly marked as "OPENING" with clear instruction for opening & closing written on this cover. For large consignment, the size of the opening shall be suitable to facilitate entry of personnel.

14 REFERRED STANDARDS (Latest publications including amendments):

1) AA51401	2) IS:303	3)IS:710	4)AA10166
5)ISPM:15	6)AA51420	7)AA51423	8)55619
9)AA51406	10)AA51416	11)AA51426	12)AA56126

GENERAL CONDITIONS OF CONTRACTS (GCC)

DEFINITIONS OF TERMS

ABBREVIATIONS

INSTRUCTIONS TO BIDDERS

GENERAL COMMERCIAL TERMS & CONDITIONS

ANNEXURES

ELECTROPORCELAINS DIVISION
BHARAT HEAVY ELECTRICALS LIMITED
(A Govt. of India Undertaking)
PROF. CNR RAO CIRCLE, IISc POST
MALLESHWARAM
BANGALORE - 560012

DEFINITION OF TERMS

Throughout the Tender Documents including the Enquiry Letter, the following words shall have the meanings assigned to them herein, unless the subject matter or the context requires otherwise.

1 **Purchaser / BHEL** shall mean **M/s Bharat Heavy Electricals Limited** (A Govt. of India Undertaking) incorporated under the Companies Act 1956 acting through its **Electroporcelains Division (EPD),** IISc Post, Prof. CNR Rao Circle, Malleswaram, Bangalore - 560012 (Karnataka) which expression shall include its successors and assigns.

2 **EXECUTIVE DIRECTOR**" or 'GROUP GENERAL MANAGER or "GENERAL MANAGER (In-charge)" or "GENERAL MANAGER" shall mean the Officer in Administrative charge of EPD, Bangalore.

3 "**COMPETENT AUTHORITY**" shall mean Executive Director or Group General Manager or General Manager (In -charge) or General Manager or BHEL Officers who are empowered to act on behalf of the Executive Director or General Manager (In-charge) or General Manager of BHEL.

4 **Owner** shall mean the **Customer or Client** for whose project the enquiry is issued by Purchaser and shall include its successors and assigns as well as authorized officer(s)/ representative(s).

5 **Consultant** shall mean the agency appointed by Owner or Purchaser to provide consultancy services for the project and shall include its successors and assigns as well as authorized officer(s)/ representative(s).

6 **Tenderer** shall mean the Firm/ Company/ Organization which quotes against the Tender Enquiry issued by Purchaser. It may also be referred as **Bidder or Vendor.**

7 **"CONTRACT**" or "CONTRACT DOCUMENT" shall mean and include the Agreement of Purchase order / Work Order, the accepted appendices of Rates, Schedules, Quantities if any, General Conditions of Contract, Special Conditions of Contract, Instructions to the Bidders, Drawings, Technical Specifications, the

Special Specifications, if any, Integrity Pact (if applicable), the Tender documents, subsequent amendments mutually agreed upon and the Letter of Intent/Acceptance issued by BHEL. Any conditions or terms stipulated by the contractor in the tender documents or subsequent letters shall not form part of the contract unless, specifically accepted in writing by BHEL in the Letter of Intent/Award and incorporated in the agreement.

8 **Seller/Contractor** shall mean the Firm/ Company/ Organization with whom the Order/Contract is made and shall be deemed to include its successors, representatives, heirs, executors, administrators and permitted assigns, as the case may be. It may also be referred as **Supplier.**

9 **Sub-Contractor** shall mean the person/ firm/ company/ organization to whom any part of the work has been sub-contracted by Seller/ Contractor, with the written consent of Purchaser, and shall include sub-contractor's heirs, executors, administrators, representatives and assigns.

10 "**ENGINEER**" or "ENGINEER IN CHARGE" shall mean an Officer of BHEL as may be duly appointed and authorized by BHEL to act as "Engineer" on his behalf for the purpose of the Contract, to perform the duty set forth in this General Conditions of Contract and other Contract documents. The term also includes 'RESIDENT MANAGER1 or 'SITE INCHARGE1 as well as Officers at Site or at the Headquarters at Bangalore.

11 "**GENERAL CONDITIONS OF CONTRACT**" shall mean the 'Instructions to Bidders1 and 'General Conditions of Contract pertaining to the work for which above tenders have been called for.

12 **"TENDER SPECIFICATION**" or "TENDER" or "TENDER DOCUMENTS" shall mean General Conditions, Common Conditions, Special Conditions, Price Bid, Rate Schedule, Technical Specifications, Appendices, Annexure, Corrigenda, Amendments, Forms, procedures, Site information, etc and drawings/documents pertaining to the work for which the bidders are required to submit their offers or any other document(s) as mentioned in NIT. Individual specification number will be assigned to each Tender Specification.

13 **LETTER OF AWARD / INTENT**" shall mean the intimation by a Letter/Fax/email to the bidder that the tender has been accepted in accordance with provisions contained in the letter. The responsibility of the contractor

commences from the date of issue of this letter and all terms and conditions of the contract are applicable from this date

14 **COMPLETION TIME**" shall mean the period by 'date/month' specified in the 'Letter of Intent/Award' or date mutually agreed upon for handing over of the intended scope of work, the erected equipment/plant which are found acceptable by the Engineer, being of required standard and conforming to the specifications of the Contract.

15 "**PLANT**" shall mean and connote the entire assembly of the plant and equipments covered by the contract.

16 "**EQUIPMENT**" shall mean equipment, machineries, materials, structural, electrical and other components of the plant covered by the contract.

17 "**TESTS**" shall mean and include such test or tests to be carried out on the part of the contractor as are prescribed in the contract or considered necessary by BHEL, in order to ascertain the quality, workmanship, performance and efficiency of the contractor or part thereof.

18 "**APPROVED**", "**DIRECTED**" or "**INSTRUCTED**" shall mean approved, directed or instructed by BHEL.

19 "**WORK or CONTRACT WORK**" shall mean and include supply of all categories of labour, specified consumables, tools and tackles and Plants required for complete and satisfactory site transportation, handling, stacking, storing, erecting, testing and commissioning of the equipments to the entire satisfaction of BHEL.

20 "**HEADING**" - The heading in these General Conditions are solely for the purpose of facilitating reference and shall not be deemed to be part thereof or be taken as instructions thereof or of the contract.

21 "**WRITING**" shall include any manuscript type written or hand written or printed statement or electronically transmitted messages, under the signature or seal or transmittal of BHEL.

22 "**TEMPORARY WORK**" shall mean all temporary works for every kind required in or for the execution, completion, maintenance of the work.

23 '**CONTRACT PRICE** or '**CONTRACT VALUE** shall mean the sum mentioned in the LOI/LOA/Contract Agreement subject to such additions thereto or deductions there from as may be made under provisions hereinafter contained

24 "**COMMENCEMENT DATE" or "START DATE**" shall mean the commencement/start of work at Site as per terms defined in the Tender.

25 "**SHORT CLOSING" or "FORE CLOSING**" of Contract shall mean the premature closing of Contract, for reasons not attributable to the contractor and mutually agreed between BHEL and the contractor

26 "**TERMINATION**" of Contract shall mean the premature closing of contract due to reasons as mentioned in the contract.

27 "**DE MOBILISATION**" shall mean the temporary winding up of Site establishment by Contractor leading to suspension of works temporarily for reasons not attributable to the contractor

28 "**RE MOBILISATION**" shall mean the resumption of work with all resources required for the work after demobilization.

29 **Site** shall mean and include the land and place on which the power station and related facilities are to be constructed and any adjacent land which may be allocated or used by Owner or Seller/ Contractor in performance of the Order/ Contract.

30 **Tests on completion** shall mean such tests as prescribed in specifications and/ or tests mutually agreed upon by Purchaser and Seller/ Contractor, to be performed by Seller/ Contractor after erection of equipment to establish its satisfactory operation as per specifications.

31 "**COMMISSIONING**" shall mean the synchronization testing and achieving functional operation of the Equipment with associated system after all initial adjustments, trials, cleaning, re-assembly required at site if any, have been

completed and Equipment with associated system is ready for taking into service.

32 **Initial Operation or Trial Operation or Reliability Run** shall mean continuous integrated operation of the contracted/ ordered plant and materials under varying loads as proof of satisfactory operation for a specified period.

33 **Inspection Agency** (IA) shall mean person(s) authorized by Purchaser / Owner to inspect the stores as per Order/ Contract at Contractor's/ Sub-Contractor's works. Vendors to raise inspection call on BHEL EPD.

34 **Month** shall mean calendar month. Day' or 'Days' unless herein otherwise expressly defined shall mean calendar day or days of twenty four (24) hours each. A week shall mean continuous period of seven (7) days.

35 **Consignee** shall mean the official(s)/ person(s) to whom the stores are required to be delivered in the manner indicated in the Order/ Contract.

36 **Plant/ Equipment/ Stores** shall mean the goods, machinery, components, parts, spares etc. required to be supplied by Seller/ Contractor as per Order/ Contract.

37 **Contract Engineer** (CE) shall mean the official who signs the Order/ Contract on behalf of Purchaser.

38 **Site Engineer** shall mean officer of Purchaser/ Owner authorized to receive and verify the in-coming stores, and issue Material Receipt Certificate (MRC)/ Stores Receipt Voucher (SRV).

39 **Site Inspection Agency** (Site IA) shall mean person(s) authorized by Purchaser/ Owner to inspect the stores/ works included in Order/ Contract at the Project Site.

40 **GENERAL**

The words incorporating singular shall include plural and vice-versa, the words incorporating masculine gender shall include feminine gender and vice-versa, and the words incorporating persons shall include bodies, corporate, limited liability companies, partnership and other legal entities.

ABBREVIATIONS

AWB	Airway Bill
BL	Bill of Lading
BOQ	Bill of Quantity
CAD	Cash Against Documents
CENVAT	Central Value Added Tax
CFR	Cost & Freight
CIF	Cost, Insurance and Freight
CIP	Carriage & Insurance Paid (up to destination)
CPT	Cost Freight Paid
CQ	Corporate Quality
CVD	Countervailing Duty
DMS	Document Management System
EMD	Earnest Money Deposit
E&C	Erection and Commissioning
FOB	Free on Board
GR	Goods Receipt
GRN	Goods Receipt Number
H1 bidder	Bidder quoting highest landed cost to BHEL
IP	Integrity Pact
IEM	Independent External Monitor
L1 Bidder	Bidder quoting lowest landed cost to BHEL
LC	Letter of Credit
LOI	Letter of Intent
LOA	Letter of Award

LR	Lorry Receipt
MDCC	Material Despatch Clearance Certificate
MRC	Material Receipt Certificate
MSMED	Micro Small and Medium Enterprises Development
NIT	Notice Inviting Tender
O&M	Operation & Maintenance
PBG	Performance Bank Guarantee
P&ID	Process & Instrumentation Diagram
PO	Purchase order
PQR	Pre-Qualification Requirement
PVC	Price Variation Clause/compensation
QS	Quality Surveillance
RA	Reverse Auction
RAB	Running Account Bill
RBI	Reserve Bank of India
RFQ	Request for Quotation
RR	Railway Receipt
SAD	Special Additional Duty
SCC	Special Conditions of Contract

INSTRUCTIONS TO BIDDERS

TABLE OF CONTENTS

Sl. No.	DESCRIPTION
1.0	GENERAL INSTRUCTIONS
2.0	PROCEDURE FOR SUBMISSION & OPENING OF TENDERS
3.0	MINIMUM E&C CHARGES
4.0	AUTHORITY FOR TENDER SIGNING
5.0	CLARIFICATIONS REQUIRED BY BIDDERS
6.0	DEVIATIONS – LISTING
7.0	VALIDITY OF OFFER
8.0	LANGUAGE & CORRECTIONS
9.0	PRICE DISCREPANCY
10.0	TENDERER TO INFORM HIMSELF FULLY
11.0	ETHICS IN BUSINESS DEALINGS & FRAUD PREVENTION POLICY
12.0	INTEGRITY PACT
13.0	REVERSE AUCTION
14.0	REJECTION OF TENDER AND OTHER CONDITIONS
15.0	DEVIATIONS FROM NIT
16.0	LOADING FOR COMMERCIAL DEVIATION (WHERE COST OF WITHDRAWL NOT GIVEN)
17.0	INTEREST RATE FOR LOADING
18.0	DISCOUNT
19.0	EVALUATION CRITERIA
20.0	FOREIGN SUPPLIERS &INDIAN AGENTS OF FOREIGN SUPPLIERS
21.0	MICRO & SMALL ENTERPRISES

GENERAL

These general terms & conditions shall apply to all enquiries, notice inviting tenders, request for quotations concerning the supply of goods and / or rendering of services to Bharat Heavy Electricals Ltd., - Electroporcelains Division (hereinafter referred to as BHEL or the Purchaser) or its Projects / Customers.

1.0 GENERAL INSTRUCTIONS

1.1 Tenderers are advised to study all the tender documents carefully. Any submission of tender by the tenderer shall be deemed to have been done after careful study and examination of the tender documents and with full understanding of the implications thereof. The specifications and terms & conditions shall be deemed to have been accepted unless otherwise specifically commented upon in 'Deviation sheets by the tenderer in his offer. Noncompliance with any of the requirements and instructions in the Tender Enquiry may result in rejection of the tender.

Integrity Pact (IP) will be applicable for all tenders/ contracts valuing more than a specific value or if specified in NIT/ RFQ. Integrity Pact document shall be issued as part of tender and shall be returned by bidders along with their technocommercial bids, duly signed by authorized signatories. Only those vendors/ bidders who enter into Integrity Pact with BHEL would be qualified to participate in the bidding process.

1.2 All commercial terms and conditions, except prices, should be submitted as part of techno-commercial offer (Part-I) along with unpriced copy of Annexure-II, which may be opened first. The price part (Part-II) along with price copy of Annexure-II is to be submitted in a separate sealed cover (or to be uploaded in website in case of e-procurement) along with techno-commercial offer. Purchaser reserves the right to open both the Parts at the same time.

1.3 A declaration as per Annexure-III must be sent before opening of Price Bids.

2.0 PROCEDURE FOR SUBMISSION & OPENING OF TENDERS

2.1 Tenders shall be submitted in **Two parts** on or before the Due Date and time indicated in the NIT/ RFQ.

PART – I : Techno-Commercial Bid

comprising of Technical Offer, Annexure-I, Commercial Terms & Conditions, Unpriced copy of Price Bid& Annexure II, PQR documents (if applicable) in two

(2) sets.

PART – II: Price Bid

Containing Prices, cost of withdrawal of deviation as per Annexure-II, to be submitted in original, strictly, as per Price Schedule of BHEL for complete scope of Tender Enquiry.

NOTE: Offers are liable to be rejected for changes made by vendors in the Price Schedule, except those specified in the unpriced bid and accepted by Purchaser.

2.1.1 PART-I (Techno-Commercial bid) may be opened on Due Date and time specified in the NIT/ RFQ, or extension thereof, in presence of tenderers who may like to attend. Incomplete offers are liable to be rejected. Purchaser reserves the right to open both Part-I and Part-II together.

2.1.2 PART-II containing prices shall be submitted along with Part-I but in a separate sealed cover. Corrections/amendments shall be properly authenticated, else the offer is liable to be rejected.

2.1.3 Any discount/revised offer submitted by a bidder on its own shall be accepted provided it is received on or before the due date and time of offer submission. The discount shall be applied on pro-rata basis to all items unless specified otherwise by the bidder.

Unsolicited discounts/revised offers given after due date and time of offer submission shall not be accepted.

In case there is no change in the technical scope and/or specifications and/or commercial terms & conditions, the bidder/s shall not be allowed to change his/their price bids after the due date, within the validity period.

In case of changes in scope and/or technical specification and/or commercial terms & conditions, having price implications, techno-commercially acceptable bidders shall be asked by BHEL (after freezing the scope, technical specifications and commercial terms & conditions) to submit the impact of such changes on their price bid. A cut-off date and time shall be given to all the techno-commercially acceptable bidders to submit the impact on their price bids.

In the event of any bidder, after finalizing the technical specification & scope of supply, opting to revise and submit their latest price bid instead of submitting impact on their price bid asked by BHEL, then their original price (i.e. the previous bid) shall also be opened.

Price Impact/ Discount/ Revised Price Bid shall be duly superscribed as:

"Price Impact / Discount/ Revised Price Bid (Part-II) (delete whichever is not applicable), Revision No. ___ against Tender Enquiry No. _____ dated ____"

2.2 After technical & commercial examination of the offers received and clarifications obtained (if required), Part-II (Revised Price Bid/ Original Price Bid along with Price Impact and Discount, if any) shall be opened, for which the date and time shall be intimated to technically and commercially acceptable bidders in case of public opening. BHEL may opt to finalise the prices through Reverse Auction amongst technically and commercially acceptable bidders. BHEL reserves the right to open the earlier price bids, if any, submitted by the bidder(s), if required.

2.3 No correspondence shall be entertained from the tenderers after opening of Part-II (Price bid), except clarifications (if any) asked by BHEL in writing.

2.4 **Instructions regarding centralised tender room and tender opening:**

a) Vendors are advised to submit the tenders in the tender box, containing Part-I & II offers in separate covers, preferably cloth lined envelopes should be used, properly marked before due date and time.

b) BHEL-EPD shall not accept any tender in torn condition and return the same to the courier immediately with the Stamping "Returned to Sender-Package Damaged". Offers in damaged condition will not be considered and no request for extension on this account will be considered.

c) Bidder's representative shall deposit the offer in tender box only.

d) Bidders shall be allowed in the tender room in area identified for bidders and only one/two authorized representative(s) from each bidder shall be allowed.

e) Bidder shall not be allowed to carry mobile/camera /laptop in the tender room. The same shall have to be deposited at security in advance and taken back after tender opening.

f) In case of two part bid system, bidder's representative(s), witnessing the tender opening shall have to sign on all the envelopes containing the price bids. Thereafter, all the price bid envelopes shall be put in a bigger envelope / box and the same shall be properly sealed. The sealed envelope / box shall have to be

signed by the tender opening official(s) / committee of Purchaser and bidder's representatives.

g) Details of offers shall be read out to bidders and in no case the offers shall be handed over to any of the bidders for noting down.

h) Please ensure tender submission, minimum 1 hour before scheduled tender opening time.

Late tenders shall not be accepted.

2.5 Purchaser may negotiate the tender with L1 bidder after RA/ price bid opening.

2.6 **MARKING ON ENVELOPES**

2.6.1 Following shall be superscribed on the envelopes which shall be addressed by name and designation to the official inviting tender:

PART-I :
1. TENDER ENQUIRY No. AND ITEM DESCRIPTION
2. DUE DATE FOR OPENING
3. "TECHNO-COMMERCIAL BID".

PART-II :
1. TENDER ENQUIRY NO AND ITEM DESCRIPTION
2. DUE DATE FOR OPENING
3. "PRICE BID".

2.6.2 Both Parts - I & II shall be submitted in separate sealed covers duly superscribed as indicated above and shall be enclosed further in a main cover duly sealed and superscribed as:

"TENDER FOR _____AGAINST TENDER ENQUIRY NO. _____ DUE ON_____ CONTAINING PART-I & PART-II BIDS"

2.6.3 Envelope not marked with tender enquiry number is liable to be ignored and may not be opened.

2.7 **BID SUBMISSION**

2.7.1 Tenders shall be addressed to BHEL officials by name & designation and sent to the following address:

Tender Box at the reception of EPD,
Bharat Heavy Electricals Ltd.
ELECTROPORCELAINS DIVISION
Opp. IISc, PROF. C N R RAO CIRCLE ,
MALLESWARAM , BANGALORE - 560 012
Attention: 1) Mr.

2) Mr.

2.7.2 Tenders can either be deposited in tender room in person or sent by Courier/Registered or Speed Post to the above mentioned address. It shall be bidders' responsibility to ensure that tenders are delivered latest by 14:00 hours (IST) of the enquiry due date.

2.7.3 Bidder can also submit offer through email, if called for in the enquiry, at the email address indicated in the enquiry. Such email offers shall be sent only on designated email-id to reach before 14.00 hrs of the tender due date. BHEL will not be responsible for incomplete offers and the ones delivered late through e-mail.

2.8 Tenders received after the Due Date and Time of submission as mentioned at 2.7.2 shall be rejected.

2.9 Name of vendor's dealing person with Contact No(s), Email ID and Address of correspondence shall be provided in the bid as per ANNEXURE **XVIII**.

2.10 Unsolicited tenders will not be entertained.

2.11 **OFFER SUBMISSION IN E-PROCUREMNT**

Tenders shall be submitted in Two parts on or before the Due Date and time indicated on the portal as per the following instructions:

PART – I : Technical & Commercial bid

Comprising of following:

1. PQ qualification documents (Mandatory, if shown on portal)
2. Annexure-I to GCC (Mandatory)
3. General conditions of contract, GCC (Mandatory)
4. Special conditions of contract, SCC (Mandatory)
5. Technical offer, comprising of technical specification and other documents as asked in technical specifications e.g. drawings, test report etc. (Mandatory)
6. Annexure-III to GCC (Declaration about completeness of price) - (Mandatory)
7. Annexure-XII to GCC (Optional)

"NO DEVIATION CERTIFICATE" FOR COMMERCIAL TERMS AND

CONDITIONS as per General Conditions of Contracts (GCC, Rev.01), Special Conditions of Contracts and RFQ in case of no deviations

8. Integrity Pact Agreement (Mandatory if shown on portal, not applicable otherwise)

9. Unpriced copy of Annexure-II, cost of withdrawal of deviation (Mandatory)

10. Supplier details as per detail annexure.

Any deviation not mentioned in un-priced copy of this format, but mentioned in the priced copy, shall not at all be accepted.

Bidder to note all the points mentioned in "Notes" of Annexure-II to GCC Rev.01.

Cost of withdrawal for the deviations, for which, the "Cost of withdrawal" is not specified, shall be taken as NIL.

The vendors shall be forced by the system to upload the above documents which are marked mandatory. The Annexure mentioned at Sl no 2, 6 & 7 (if applicable), above should be duly filled by the bidder and should be printed on their letter head before uploading.

PART – II: Price bid

Containing

1. Prices as per price format,

2. Cost of withdrawal of deviation as per Annexure-II, to be uploaded strictly as per Price Schedule of BHEL for complete scope of Tender Enquiry.

NOTE: Offers are liable to be rejected for changes made by vendors in the Price Schedule, except those specified in the unpriced bid and accepted by Purchaser.

The clause nos 2.6 & 2.7 above of this GCC shall not be applicable in case of eprocurement

3.0 In case of TURNKEY PACKAGES total **erection & commissioning charges** including service tax should be minimum 15% (or as specified in NIT) of the total quoted package price (excluding mandatory spares but including all taxes and freight), failing which the break-up of prices shall be adjusted accordingly for ordering.

4.0 **Authority of the person signing the tender on behalf of the tenderer:**

A person signing the tender or any other document in respect of Order/Contract on behalf of the tenderer, without disclosing his authority to do so shall be deemed to warrant that he has the authority to bind the tenderer. If it is discovered at any time that the person so signing had no authority to do so, the Purchaser may, without prejudice to any other right or remedy, cancel the Order/Contract and make or authorize the purchase of the stores at the risk and cost of such tenderer and hold such tenderer liable to Purchaser for all costs and damages arising from cancellation of the Order/Contract including any loss which Purchaser may sustain on account of such purchase.

Notes:

a) Bids of Indian supplier shall be in Indian Rupee only.

b) Bids of foreign suppliers shall preferably be in currency of the country of origin and on CPT/ CFR basis. In case of supplies from Indian origin, it shall be in INR on F.O.R BHEL EPD BANGALORE - 12.

c) An authorized representative/ agent can represent only one bidder for the given package.

5.0 CLARIFICATIONS REQUIRED BY BIDDERS

Technical and commercial clarifications required before submission of the tender should be addressed to the official(s) inviting the tender. The bidders are requested to submit all their queries/clarifications by the date specified in the NIT after which it will be presumed that there are no queries/clarifications and BHEL will be under no obligation to reply queries/clarifications raised after the date.

6.0 DEVIATIONS - LISTING

6.1 Tenders shall be submitted strictly in accordance with the requirements of tender documents. In case of deviations from NIT, the tenderer shall give cost of withdrawal of such deviation in Sealed Cover as per Annexure-II.

6.2 If bidder insists for price variation clause (PVC) where NIT specifies Firm price, the offer should contain:-

a) PVC Formula

b) Ceiling for PVC

c) Base date and applicable indices for the base date.

Open ended PVC formula is not acceptable. Indices shall be based on Government of India/ RBI publications/ IEEMA/ LME etc. However, BHEL reserves the right to accept/ reject the offer with PVC.

7.0 VALIDITY OF OFFER

Vendors' offers shall be submitted with the following validity periods:

i) Original offer shall be valid for 90 days from Part-I opening.

ii) If revised price bid/ price impact is asked by BHEL, the validity of the same shall be 60 days from the date of revised price bid/ price impact or 120 days from Part-I opening, whichever is later.

iii) Prices of Recommended Spares, O&M Spares and Mandatory Spares (wherever these are Optional items) shall be valid till two years from the date of PO.

iv) Unit prices for scope addition/deletion shall be valid till two years from the date of PO.

v) Prices of optional items shall be valid till the contract period for placement of order.

vi) Offers with shorter validity are liable to be rejected.

8.0 LANGUAGE & CORRECTIONS

a) Tenderer shall quote the rates in Hindi/English language and international numerals only. Total Price shall be entered in figures as well as in words. For the purpose of tender, metric system of units shall be used.

b) All entries in the tender shall either be typed or written legibly in ink. Cancellations, corrections, insertions, erasements, over-writing (if unavoidable) shall be authenticated with signature and seal by the bidder.

9.0 PRICE DISCREPANCY

Following shall be considered for evaluation and ordering for non-conformities/ errors/ discrepancies in price bid:

(a) If, in the price structure quoted for the required goods/ services/ works, there is discrepancy between the unit price and the total price (which is obtained by multiplying the unit price by the quantity), the unit price shall prevail and the total price corrected accordingly, unless in the opinion of the Purchaser there is an

obvious misplacement of the decimal point in the unit price, in which case the total price as quoted shall govern and the unit price corrected accordingly.

(b) If there is an error in a total corresponding to the addition or subtraction of subtotals, the subtotals shall prevail and the total shall be corrected.

(c) If there is a discrepancy between words and figures, the amount in words shall prevail, unless the amount expressed in words is related to an arithmetic error, in which case the amount in figures shall prevail subject of (a) and (b) above.

(d) If there is such discrepancy in an offer, the same shall be conveyed to the bidder with target date upto which the bidder has to send his acceptance on the above lines and if the bidder does not agree to the decision of the Purchaser, the bid is liable to be ignored.

(e) Taxes and duties if not specified clearly as extra shall be considered as included in the basic price and, therefore, shall not be reimbursed.

10.0 TENDERER TO INFORM HIMSELF FULLY

10.1 Tenderer shall closely peruse all clauses, specifications & drawings etc. indicated in tender documents before quoting. In case of any doubt about meaning of any portion of tender specifications or discrepancies or omissions in drawings/tender document or clarifications regarding scope of work etc., tenderer shall contact the official(s) inviting the tender for clarifications, before submitting the offer.

10.2 Tenderer shall make independent enquiries as to conditions and circumstances affecting cost estimates, and possibility of executing supplies/works as described. Tenderer shall be deemed to have inspected and examined the site and its surroundings and to have satisfied himself as to the form and nature of the site, the quantities and materials necessary for completion of the work and means of transport and access to the site, the accommodation required, general labour position at site and to have quoted prices taking into consideration the risks, contingencies and other circumstances which may influence or affect execution of the Order/Contract.

10.3 It is the responsibility of tenderer to keep himself informed about all taxes &duties applicable on materials/services as prevailing at the time of tendering. If the rates assumed by tenderer are less than the tariff rates prevailing at the time of tendering, the tenderer will be himself responsible for such under quotations.

11.0 ETHICS IN BUSINESS DEALINGS & FRAUD PREVENTION POLICY

11.1 The Bidder along with its associate/collaborators/sub-contractors/sub vendors/ Consultants/ service providers shall strictly adhere to BHEL Fraud Prevention Policy displayed on BHEL website *http://www.bhel.com* and shall immediately

bring to the notice of BHEL Management about any fraud or suspected fraud as soon as it comes to their notice."

11.2 Integrity commitment, performance of the contract and punitive action thereof:

11.2.1 Commitment by BHEL:
BHEL commits to take all measures necessary to prevent corruption in connection with the tender process and execution of the contract. BHEL will during the tender process treat all Bidder(s) in a transparent and fair manner, and with equity.

11.2.2 Commitment by Bidder/ Supplier/ Contractor:
(a) The bidder/ supplier/ contractor commit to take all measures to prevent corruption and will not directly or indirectly influence any decision or benefit which he is not legally entitled to nor will act or omit in any manner which tantamount to an offence punishable under any provision of the Indian Penal Code, 1860 or any other law in force in India.

(b) The bidder/ supplier/ contractor will, when presenting his bid, disclose any and all payments he has made, and is committed to or intends to make to agents, brokers or any other intermediaries in connection with the award of the contract and shall adhere to relevant guidelines issued from time to time by Govt. of India/ BHEL.

© The bidder/ supplier/ contractor will perform/ execute the contract as per the contract terms & conditions and will not default without any reasonable cause, which causes loss of business/ money/ reputation, to BHEL.

If any bidder/ supplier/ contractor during pre-tendering/ tendering/ post tendering/ award/ execution/ post-execution stage indulges in mal-practices, cheating, bribery, fraud or and other misconduct or formation of cartel so as to influence the bidding process or influence the price or acts or omits in any manner which tantamount to an offence punishable under any provision of the Indian Penal Code, 1860 or any other law in force in India, then, action may be taken against such bidder/ supplier/ contractor as per extant guidelines of the company available on www. bhel.com and/or under applicable legal provisions".

12.0 INTEGRITY PACT

Vendors shall have to enter into Integrity Pact with BHEL if specified in NIT/ RFQ, failing which vendor's offer will be rejected (Refer Annexure-IX).

13.0 REVERSE AUCTION

BHEL reserves the right to go for Reverse Auction (RA) (Guidelines as available on www.bhel.com) instead of opening the sealed envelope price bid (priced format submitted along with the offer in case of e-procurement),submitted by the bidder. This will be decided after techno-commercial evaluation. Bidders to give their acceptance with the offer for participation in RA. Non-acceptance to participate in RA may result in non-consideration of their bids, in case BHEL decides to go for RA.

Those bidders who have given their acceptance to participate in Reverse Auction will have to necessarily submit 'Process compliance form' (to the designated service provider) as well as 'Online sealed bid' in the Reverse Auction. Nonsubmission of 'Process compliance form' or 'Online sealed bid' by the agreed bidder(s) will be considered as tampering of the tender process and will invite action by BHEL as per extant guidelines for suspension of business dealings with suppliers/ contractors (as available on www.bhel.com).

The bidders have to necessarily submit online sealed bid less than or equal to their envelope sealed price bid (priced format submitted along with the offer in case of e-procurement) already submitted to BHEL along with the offer. The envelope sealed price bid of successful L1 bidder in RA, if conducted, shall also be opened after RA and the order will be placed on lower of the two bids (RA closing price & envelope sealed price) thus obtained. The bidder having submitted this offer specifically agrees to this condition and undertakes to execute the contract on thus awarded rates.

If it is found that L1 bidder has quoted higher in online sealed bid in comparison to envelope sealed bid (priced format submitted along with the offer in case of eprocurement) for any item(s), the bidder will be issued a warning letter to this effect. However, if the same bidder again defaults on this count in any subsequent tender in the unit, it will be considered as fraud and will invite action by BHEL as per extant guidelines for suspension of business dealings with suppliers/ contractors (as available on www.bhel.com)."

14.0 REJECTION OF TENDER AND OTHER CONDITIONS

14.1 Acceptance of tender will rest with Purchaser and does not bind him to accept the lowest or any tender and reserves to itself full rights for the following without assigning any reasons whatsoever:

a) To reject any or all the tenders.

b) To split the work amongst two or more tenderers (where E&C is not in tenderer's scope).

c) To award the work in part. (where E&C is not in tenderer's scope).

d) To increase or decrease the quantities.

e) To reject any commercial or technical deviation given in offer.

14.2 Standard pre-printed conditions of tenderer attached to offer will not be accepted and only those mentioned in the body of offer will be considered.

14.3 Purchaser will not be bound by any power of attorney granted by tenderer or by changes in composition of the firm made subsequent to award of Order/Contract. Purchaser may, however, recognize such power of attorney and changes after obtaining proper legal advice, the cost of which will be chargeable to the Seller/Contractor concerned.

14.4 If tenderer deliberately gives wrong information, Purchaser reserves the right to reject such an offer at any stage or cancel the Order/Contract, if awarded, and forfeit the security deposit and bank guarantee.

15.0 DEVIATIONS FROM NIT

15.1 Deviations (Commercial as well as Technical) from NIT are generally not acceptable. In case of deviations from NIT, the tenderer shall give cost of withdrawal of such deviation in Sealed Cover as per Annexure-II.

16.0 Loading For Commercial Deviations (where cost of withdrawal not given)

16.1 For deviations w.r.t. Payment terms, Liquidated damages, Firm prices and submission of E1/ E2 forms before claiming 10% payment, if a bidder chooses not to give any cost of withdrawal of deviation loading as per Annexure-VIII will apply.

17.0 Interest Rate for loading will be taken as Base rate of SBI (as applicable on the date of bid opening, Techno-commercial bid, in case of 2 part bids) + 6% for the period of relaxation sought by the bidders.

18.0 DISCOUNT

Discount offered by any bidder in the original price bid, against the present Tender Enquiry, which is also indicated to be applicable to any other Enquiry, shall be considered against the present Tender Enquiry only. In case only percentage discount is indicated, the same shall be applicable to optional prices also.

Discount offered shall be valid for full duration of offer validity.

Any conditional discount shall not be considered for evaluation.

19.0 EVALUATION CRITERIA

19.1 Evaluation of the tender shall be on the basis of delivered cost, i.e. 'total cost to BHEL' w.r.t the finalized technical scope and commercial conditions (after considering, inter alia, Customs Duty and CENVAT/ VAT/ Service Tax/Entry Tax as applicable) and taking into consideration loadings, if any, and all available financial advantages.

19.2 Exchange rate (TT selling rate of State Bank of India) applicable on the date of Part-I bid opening shall be considered for evaluation of foreign bids. If the relevant day happens to be a bank holiday in India, then the FOREX rate as on the previous bank working day shall be taken for evaluation.

19.3 Foreign suppliers shall ensure that the benefits as applicable under Comprehensive Economic Partnership Agreement (CEPA) with Government of India are disclosed in the bid & relevant documents such as Certificate of Country of Origin, issued by the appropriate authority in the country of Export, is provided by the vendor along with dispatch documents. Bids shall be evaluated with such applicable benefits. In the event of Seller failing to provide appropriate documents for Purchaser to avail disclosed concessional duty benefits in India, financial loss, so incurred, will be to the Seller's account.

19.4 The quoted CFR price shall be loaded by the following to arrive at the Delivered Cost:

- Import duty as applicable at the time of Part-II (Price) bid opening.
- Terminal handing charges at destination & other charges & Inland freight will be loaded at 1% of CFR value.

20.0 FOREIGN SUPPLIERS &INDIAN AGENTS OF FOREIGN SUPPLIERS

Please refer 'Annexure-V' for guidelines.

21.0 MICRO & SMALL & MEDIUM ENTERPRISES

Extant regulations of Govt. of India titled "Public Procurement Policy for Micro & Small Enterprises (MSE's) Order dated 23.03.2012" will be applicable.

22.0 Authorisation for participation in EPS portal through DSC

E-Tender Participation requirements

Either Principal or authorised agent shall register their Digital Signature Certificate (DSC) (Class 3- SHA2- 2048 BIT- SIGNING & ENCRYPTION). You are advised to pls go through the FAQ available in the web portal (~~https://bheleps.buyjunction.in~~). DSC shall be registered for the authorised person and all transaction done using that DSC against our tenders shall be taken as valid communication and shall be binding on principal/agent and is valid legally.

For foreign Principal

In case of Principal (being foreigner) they may apply for DSC through Indian embassy at their country and can register with us for participating in E-tenders. Details of the applicable procedure is available in the webpage http://www.cca.gov.in/cca/

For Indian agent

In case of agents participating/registering their DSC (of authorised person), it will be at the sole authorisation of principal to their agents to participate on their behalf and all transactions done using that DSC against our tenders shall be known as valid communication and shall binding on principal and is legally valid.

DSC Authorisation

Pls intimate the authorised person name, Mail ID for registering DSC with us to participate in E-Tenders

GENERAL COMMERCIAL TERMS & CONDITIONS

TABLE OF CONTENTS

Sl. No.	DESCRIPTION
1.0	ACCEPTANCE OF ORDER
2.0	CONTRACT
3.0	PRICES
4.0	TAXES AND DUTIES
5.0	STATUTORY VARIATION
6.0	VARIATION OF CONTRACT VALUE
7.0	DRAWING SUBMISSION & APPROVAL
8.0	TRANSPORTATION & FREIGHT CHARGES
9.0	TERMS OF PAYMENT
10.0	RECOVERY OF OUTSTANDING AMOUNT
11.0	CONTRACT PERFORMANCE BANK GUARANTEE
12.0	GUARANTEE FOR PLANT/EQUIPMENT/STORES
13.0	DELIVERY/COMPLETION SCHEDULE
14.0	INSPECTION AND TESTING AT CONTRACTOR's PREMISES
15.0	MATERIAL DESPATCH CLEARANCE CERTIFICATE (MDCC)
16.0	DELIVERY FAILURE AND TERMINATION / LIQUIDATED DAMAGES
17.0	INSURANCE
18.0	INTER CHANGEABILITY AND CHANGES
19.0	PACKING
20.0	STORAGE INSTRUCTIONS
21.0	MATERIAL/GOODS RECEIPT CERTIFICATE

22.0	CONSIGNEE'S RIGHT OF REJECTION
23.0	RISK IN STORES (FOR E&C CONTRACTS)
24.0	SHORTAGES/DAMAGES
25.0	CONFIDENTIALITY
26.0	DEFAULT/ BREACH OF CONTRACT, INSOLVENCY & RISK PURCHASE
27.0	TERMINATION OF THE CONTRACT
28.0	TRANSFER, SUB-LETTING/ ASIGNMENT/ SUB-CONTRACTING
29.0	FORCE MAJEURE
30.0	INDEMNIFICATION
31.0	SETTLEMENT OF DISPUTES
32.0	ARBITRATION
33.0	LAWS GOVERNING THE CONTRACT
34.0	JURISDICTION OF COURT
35.0	ORDER OF PRECEDENCE
36.0	SUPPLIER PERFORMANCE MONITORING AND RATING SYSTEM
37.0	DEALING WITH BANNED SUPPLIERS/ CONTRACTORS IN BHEL
39.0	CLAUSES APPLICABLE FOR E&C PACKAGES

1.0 ACCEPTANCE OF ORDER

Seller/Contractor should acknowledge and accept the LOI/ Purchase Order issued by BHEL within 7 days of its receipt. Seller/Contractor should examine the LOI/ Purchase Order immediately upon receipt and bring to the notice of BHEL, within 7 days of receipt, any discrepancy with regard to scope of work, rates, taxes & duties, agreed terms & conditions etc. for due rectification. If the Seller/Contractor fails to give such intimation / acceptance within seven days, the Seller/Contractor shall be deemed to have agreed to supply the stores as per LOI/ Purchase Order.

2.0 CONTRACT

Contract between Purchaser and Seller/Contractor is merely a contract and shall not be treated as partnership between the parties to the contract.

3.0 PRICES

Prices shall be for the entire scope of work in line with the tender documents and subsequent clarifications/confirmations.

4.0 TAXES AND DUTIES

4.1 **EXCISE DUTY for Indigenous purchase**

4.1.1 Seller/Contractor is required to ensure that excise duty including cess, if any, is quoted as per the existing tariff on the date of the offer and all benefits as per existing rules have been considered.

4.1.2 Excise duty actually incurred by Seller/Contractor on self-manufactured items shall be reimbursed against documentary evidence.

Excise duty paid by bidder on inputs, bought out items, raw materials and components consigned directly from sources other than Seller/Contractor's factory/works shall be included by the bidder in the quoted ceiling amount of excise duty and the same shall be payable extra at actuals limited to the ceiling amount.

4.1.3 If excise duty is paid under protest or dispute, it shall not be reimbursed till the dispute is settled. If the Seller/Contractor claims/obtains any refund of the excise duty paid, the same shall be refunded to the Purchaser immediately

4.1.4 Invoice cum Excise duty gate pass (Excise Invoice) should contain the name of the ultimate consignee as per Order/Contract/ Special Conditions of Contract.

4.1.5 If required by Purchaser, the Seller / Contractor will provide a certificate stating that CENVAT benefit has been availed of on the inputs and the same has been passed on to the Purchaser.

4.1.6 Excise duty shall be paid at actuals against documentary evidence but restricted to the amount and percentage indicated in the Order/Contract.

4.2 **SALES TAX/VALUE ADDED TAX (VAT) for Indigenous purchase**

4.2.1 Central Sales Tax / Value Added Tax shall be reimbursed only if the same is paid by the Seller / Contractor to the respective Govt. authorities on direct sales by the Seller/ Contractor to the Purchaser, meeting all statutory requirements and availing all exemptions/concessions under the respective Central Sales Tax / Value Added Tax Acts. The offer should clearly indicate CST/VAT percentage and the total amount along with concessional form(s), if any.

4.2.2 Purchaser is registered in Bangalore, Karnataka vide following Registration Numbers:

Central Sales Tax Registration No. : 00850070 w.e.f. 06-03-1999.

Karnataka TIN. : 29470052861

4.2.3 Central Sales Tax/Value Added Tax shall be reimbursed, as per tariff applicable, but restricted to the percentage and amount shown in the Order/Contract. If it is shown as included in the quoted price/ not applicable, it will not be reimbursed by the Purchaser.

4.2.4 For the purchase re-sold items, purchaser proposes to make sale-in-transit under section 6 (2) (b) of Central Sales Tax Act where goods movement is inter-state. Form-C shall be issued and exchanged against Form-E1/E2 based on quarterly transactions. Seller/Contractor is required to submit his request in the format enclosed at Annexure-VI within 30 days from end of the Quarter, giving State-wise invoice details. In compliance with the notification No. CCW/CR-44-2013-14 dt. 29/04/2014 issued by Commercial Tax Dept., Govt. of Karnataka, vendors shall submit all the requisite documents within 10 days of dispatch for the purpose of issuance of 'C' forms. Timely issuance of 'C' form will depend on the compliance of this condition.

Note: In case of non-receipt of E1/E2 forms amount of differential tax payable by BHEL shall be to vendors' account. Submission of E1/E2 forms shall be ensured by Vendor within the time specified in sales tax act.

4.2.5 For the purchase re-sold items, VAT invoices, in format prescribed by the respective State Sales Tax Act, have to be submitted in the name of Nodal Agency, if specified in Special Conditions of Contract.

4.3 **SERVICE TAX for Indigenous purchase**

4.3.1 Service Tax and Cess leviable on taxable services for the time being in force paid by the Service Provider /contractor to the Government authorities directly shall only be paid at actuals against documentary evidence of Service tax payment (Service Tax remittance challan) made to concerned Service tax authorities corresponding to the tax claimed in the previous invoice / RAB, but restricted to the rate and amount mentioned in the order/contract. The offer should clearly indicate the percentage and the total amount of service tax as well cess. Cess to be indicated as separate line item in invoice.

4.3.2 Service provider/Contractor to ensure their registration for "Intended Service" to be provided, before claiming Service tax under the "intended category". Decision of BHEL shall be final w.r.t. the "Intended category" in which the service will be falling.

4.3.3 If required by the Purchaser, the Service Provider/Contractor will provide a certificate stating that "CENVAT Benefit has been availed of on the input and the same has been passed on to the purchaser" or "CENVAT Benefit has not been availed of on the inputs".

4.3.4 Vendor shall comply with the Point of Taxation Rules, as contemplated under the Service Tax Rules. In case, the CENVAT credit could not be availed by BHEL within the time limit (statutory), due to delay in submission of invoice(s) or for any other reason(s) attributable to vendor(s)/contractor(s), liability towards the loss of such CENVAT credit shall be to the vendor(s)/contractor(s) account. TDS shall be made for IT as per Income Tax act.

4.4 **OTHER TAXES & LEVIES for Indigenous purchase**

All taxes and duties other than Excise Duty, Sales Tax/ VAT, Service Tax shall be deemed to be included in the Ex-Works prices unless specified otherwise by the bidder in the price bid. No variation in other taxes and duties shall be payable by Purchaser. However, statutory variation in Octroi will be payable extra against documentary evidence. Anti-dumping duty, if any, shall be in the account of bidder and shall be included in their price. No separate payment shall be made by BHEL for the same.

4.5 **CUSTOMS DUTY for Indigenous purchase**

4.5.1 Customs Duty element for imported items as per Special Conditions of Contract shall be included in the Ex-Works prices. No variation in customs duty and exchange rate for imported items shall be payable by Purchaser.

4.5.2 Seller/Contractor shall arrange for his own import license, if required, since Purchaser will not provide any import license. Therefore, Seller/Contractor alone shall be responsible for any delay in getting import license or non-availability of the same or completion of other related formalities. Purchaser shall not be responsible for any financial liability, whatsoever, on this account.

4.5.3 Essentiality Certificate or Project Authority Certificate (PAC) as per Import Policy, if required to avail concessional customs duty, shall be clearly specified in the offer. Import content (CIF value in rupees) with list of items, quantity, foreign currency, country of origin etc., shall be submitted by the bidder as part of Price bid.

4.6 **DIRECT TAX for Indigenous purchase**

4.6.1 Purchaser shall not be liable towards income tax of whatever nature including variations thereof, arising out of this Order/Contract, as well as tax liability of the Seller/Contractor and his personnel.

4.6.2 Deductions of Tax at source at the prevailing rates shall be effected by the Purchaser before release of payment, as a statutory obligation, if applicable. TDS certificate will be issued by the Purchaser as per statutory provisions.

4.7 **FOREIGN PURCHASE – Imports**

The offered prices shall be inclusive of all the Taxes and duties as applicable in the country of bidder / country of dispatch for the quoted price as per incoterms (FOB/CFR/CIF/CPT etc.). Any variation in the same will be in sellers account.

5.0 <u>STATUTORY VARIATION</u> for Indigenous purchase

5.1 If the rates for taxes and duties in respect of the quoted materials and/or services assumed by the Seller/Contractor are less than the tariff prevailing at the time of tendering, Seller/Contractor will be responsible for such under quotations. However, if the rates assumed are higher than the correct rates prevailing at the time of tendering, the difference will be to the credit of the Purchaser.

5.2 Statutory Variations in Excise Duty, Service Tax and Central Sales Tax/Value Added Tax only on self-manufactured items/services rendered by vendor himself on the rates prevailing at the time of delivery/ completion in comparison to the date of offer, will be to the account of the Purchaser. No other variations such as on customs duty, exchange rate, minimum wages, prices of controlled commodities, any other input etc. shall be payable by the Purchaser.

5.3 Notwithstanding the above, where the actual completion of the supply occurs beyond the period stipulated in the Order/Contract or any extension thereof, variations referred to above, will be limited to the rates prevailing on the dates of such agreed completion periods only. For variations after the agreed completion periods, the Seller/Contractor alone shall bear the impact for the upward revisions and for downward revisions, purchaser shall be given the benefit of reduction in taxes/duties. This will be without prejudice to the levy of penalty for delay in delivery/completion schedule.

5.4 Any new tax structure (like Goods & Services Tax) as and when implemented by the Government shall become applicable in addition to or in lieu of existing tax structure.

6.0 <u>PRICE BASIS:</u>

6.1 For Supply:

6.1.1 Indigenous purchase – Firm, till the completion of contract (or with PVC if specified in NIT). Ex-works, inclusive of packing & forwarding charges. Taxes, duties and freight to be paid in line clause no 4 above.

6.1.2 Foreign purchase: Firm, till the completion of contract (or with PVC if specified in NIT). CFR/CPT/CIF/CIP Indian (air) port basis inclusive of testing, inspection, sea worthy packing & forwarding charges to be paid in line with GCC.

6.2 For E&C:

Firm till completion of the contract (or with PVC if specified in NIT). WCT if any, to be included in price. Service tax along with cess to be indicated separately and will be reimbursed at actuals. TDS shall be made for IT as per Income Tax act.

6.3 Prices shall remain Firm (or with PVC if specified in NIT) for any increase or decrease in the Order/Contract value (Ex-works) upto plus or minus 30% within contract period unless specified otherwise in NIT. The Purchaser shall have the right to increase or decrease quantities and scope upto the above extent of value and

Seller/Contractor shall be bound to accept the same at the contracted prices without any escalation.

7.0 DRAWING SUBMISSION & APPROVAL:

Drawing submission & Approvals as per technical specification is the responsibility of the vendor.

8.0 DELIVERY TERMS

8.1 **Indigenous Purchase**

Goods shall be delivered on 'FOR Destination' basis to the named destination unless otherwise called for in the enquiry.

8.2 **Foreign Purchase – Imports**

8.2.1. Goods shall be dispatched by sea, unless stated otherwise in the enquiry or purchase order.

8.2.2. The goods shall be delivered on CFR basis to the ICD-BANGALORE unless specified otherwise in enquiry or Purchase order.

8.2.3 The quote should be inclusive of all charges, including testing, packing, inspection etc. Additionally ocean freight (LILO basis) for CFR, ICD BANGALORE shall also be quoted separately as per price format.

8.2.4. Goods shall be handled for ocean freight / air freight by BHEL's freight forwarder only, under FOB contracts and OBL / HAWB issued by BHEL appointed forwarder or his authorized agent(s) shall only be accepted for negotiation.

8.2.5 For CFR terms, shipped in Break Bulk/ Container, supplier shall quote the freight charges on LILO (LINER IN LINER OUT) basis. Alternately shipment by container is also acceptable and In such cases B/L should bear the endorsement that "14 free days for Container Detention is applicable" and it would be presumed by BHEL that the freight charges quoted is on LILO (LINER IN LINER OUT) basis including extra charges, if any, like Container Imbalance Charges, Trade Imbalance charges, Port congestion charges or any other charges payable to the Liner. No other charges other than the quoted Freight rate will be paid by BHEL excepting applicable Terminal Handling Charges, Container cleaning Charges, DO charges to Shipping Liner at Discharge Port.

8.2.6 In the event there is a delay by the Supplier in negotiating / submitting the document, any demurrage / wharfage arising out of the same shall be to the account of the Supplier and shall be deducted from the final payment. Also, in such cases, the Supplier shall authorize the Steamer / Shipping agent / transporter to freely release the consignment to BHEL by providing a "Surrender Bill of Lading". Over-seas Suppliers have to give a No-Objection Certificate to BHEL,

authorizing BHEL to get the Delivery Order from the Steamer Agent without producing the Original Bill of Lading. This is required to ensure avoidance of incidence of demurrage that may arise in case of delayed presentation of documents by the Seller.

8.3 Delivery shall be staggered in the manner as indicated in the tender for each item. Vendors shall submit their offer accordingly.

9.0 TERMS OF PAYMENT

9.1 SUPPLY PACKAGES (Main Supply and Mandatory Spares)

9.1.1 For indigenous purchase

Hundred percent (100%) of basic price of materials supplied, as per PO, along with 100% taxes and duties (as applicable) & freight charges, shall be paid on pro-rata basis after 45 days from the date of receipt of goods & receipt of complete documents as per order/ contract subject to acceptance of materials.

9.1.2 For Foreign Purchase – Imports

Hundred percent (100%) payment on CAD basis after 45 days from the date of receipt of documents specified in PO at BHEL BANK. Respective bank charges to respective account.

9.1.3 **PG TEST, INSTALLATION CHECK, SUPERVISION OF ERECTION / COMMISSIONING CHARGES**

100% payment shall be released after successful completion of the activity.

Vendors shall submit documents for payment directly to BHEL. Payment will be released within 45 days after receipt of complete documents as per order/ contract.

Note:

1) For indigenous suppliers, if the documents are routed through Bank, then all bank charges will be to vendor's account.

2) Foreign bidders can opt for payment (less agency commission, if applicable) through irrevocable and unconfirmed letter of credit. In that case for evaluation purpose, prices of foreign bidders will be loaded on account of payment through LC, equal to loading specified against 'Payment through Bank' in Annexure-VIII. No loading will be done if foreign vendors agree for 75 days issuance LC or submit the documents on collection basis for payment within 75 days of submission of complete documents.

3) LC opening/ negotiation/ confirmation charges will be to vendor's account.
4) Any negative PVC, if not adjusted in earlier payments, will be adjusted at the time of subsequent payment.

9.2 **DOCUMENTS TO BE SUBMITTED BY VENDOR**

9.2.1 **For Recognition of Dispatch**

Copy of the following documents by e-mail/ fax immediately on despatch:

a. Invoice
b. LR /BL/AWB
c. Packing List
d. Insurance Intimation
e. Dispatch Clearance

9.2.2 **For Claiming Payments (under clause 9.1.1, 9.2.1, 9.3.1)**:
(under clause 9.1.1)

a. Original Excise Invoice & Duplicate for transporter – original+3 copies
b. Consignee Copy of LR
c. Packing List - clearly showing number of packages, gross weight and net weight. - original+3 copies
d. MDCC from BHEL/Customer – as per SCC – 4 copies
e. Guarantee Certificate – Original + 3 copes
f. Insurance Intimation - 4 copies
g. PVC Calculation and copy of all applicable indices, if PVC applicable. – 4 copies
h. Duty drawback documents (original excise invoice, original disclaimer certificate, original certificate from excise authority for payment of excise duty), if applicable. – original + 3 copes

It is the responsibility of the vendor to submit invoices along with documents required for effecting payment within the stipulated period mentioned in the applicable statute for this tender. Non-submission of invoices due to delay/reasons attributable to vendor resulting in / leading to loss of tax credit for BHEL will be into vendor's account.

(Under clause 9.1.2)

a. Commercial Invoice – original+3 copies
b. Original clean on board Bill of Lading or clean copy of OBL in case of Telex.
c. Packing List - clearly showing number of packages, gross weight and net weight container wise also. - original+3 copies
d. Delivery/ship/airplane schedule mentioning the estimated date of Arrival (ETA) at port & destination in case of CFR/CPT.

e. MDCC from BHEL/Customer – as per SCC – 4 copies
f. Guarantee Certificate – Original + 3 copes
g. Insurance Intimation - 4 copies
h. PVC Calculation and copy of all applicable indices, if PVC applicable. – 4 copies
i. Original Certificate of country of Origin issued by chamber of commerce.
j. One set of original test certificates & O&M manual where called for.
k. Fumigation certificate wherever cargo is packed in wooden packing or packing of plant origin material is used wherever called for.
l. TUV/UL certificates where ever called for.

In case the Seller decides to negotiate all 3 originals of BL through negotiating Bank, non-negotiable documents (NND) consisting of copy of BL / HAWB & all originals at sl.no. 9.2.2 (Except OBL) will be couriered to Purchaser. Soft Copy of same documents at sl. 9.2.2 will also be sent by e-mail to the Purchaser at his e-mail address given in the PO with one copy to be mailed at ~~ketan@bhelepd.com~~ & rb@bhelepd.com. Other documents, as required, will be separately indicated in the Purchase Order.

Additional expenditure, if any, incurred by the Purchaser by way of detention / demurrage, resulting out of delay attributable to the Seller in providing negotiable documents, will be recovered from the Seller.

Note for 9.2.2 Additionally, vendor may furnish mfg clearance/drg/docs approval date etc. for the purpose of determining contractual delivery for expeditious processing of Invoices.

9.2.3 **For Claiming Payment for Services involving Service Tax**

a. Invoice as per rule 4A of Service Tax Act – Original + 1 copy
b. Copy of Service Tax registration certificate
c. Copy of challan for Service Tax payment corresponding **to** service tax claimed in the previous invoice
d. Certification for having carried out the work as applicable.

9.2.4 All your invoices against our order shall reach BHEL –EPD addressed to:
HEAD OF DEPTARTMENT/MATERIAL MANAGEMENT,
BHEL – ELECTROPORCELAINS DIVISION,
Opp. IISc, PROF. C N R RAO CIRCLE,
MALLESWARAM, BANGALORE - 560 012

a. The envelope shall be super-scribed with P.O No. / W.O No., and the Bill / Invoice numbers & Contact person.
b. Bills / invoices which are brought personally by vendors to EPD are to be dropped in the "BHEL-EPD vendor bills Box" kept near Tender Box at the Reception Office.
c. Any additional tax implication to BHEL due to delay in submission of bills by Vendor beyond one month shall be to vendor's account.

9.8 **LOADING DETAILS IN CASE OF DEVIATIONS**:-

Loading details in respect to deviations in Payment Terms, LD, PVC indicated in Annexure – VIII.

9.9 **BHEL'S BANKERS**

List of the consortium bankers of BHEL-EPD is as per Annexure-X.

9.10 **MODE OF PAYMENT**

Payments shall be made directly to the Seller/Contractor by E-transfer. Seller/Contractor to provide necessary information for the same as per Annexure–VII.

9.11 No interest shall be payable by the Purchaser on the security amount, bank guarantee amount or balance payment or any money which may become due owing to difference or misunderstanding or any dispute between the Purchaser and the Contractor, or any delay on the part of Purchaser in making periodical or final payment or any other aspects incidental thereto.

10.0 <u>RECOVERY OF OUTSTANDING AMOUNT</u>

In event of any amount of money being outstanding at any point of time against the Seller/Contractor due to excess payment or any other reason whatsoever, in the present order/contract or any other order/contract from any BHEL Unit, the outstanding amount shall be recovered from the payments due to the Seller/Contractor or at any other appropriate time and manner/mode as deemed fit by the Purchaser at its sole discretion.

11.0 <u>CONTRACT PERFORMANCE BANK GUARANTEE</u>

11.1 No Bank Guarantee is required where original Order/ Contract value is up to Rs. 25 Lakhs (excluding taxes, duties and freight).

11.2 For original order / contract values above Rs. 25 Lakhs (excluding taxes, duties and freight), only if specified in SCC, the vendor shall submit Contract Performance

Bank Guarantee within 10 days from the date of LOI/LOA (as per Annexure-IV) for 10% of Order/ Contract value (excluding taxes, duties & freight) to cover the due performance of Order/ Contract and to fulfill the guarantee conditions stipulated in the Order/ Contract. However, BG value can be proportionality reduced after completion of Guarantee period Unit-wise/ Lot-wise/ Set-wise, as applicable.

11.3 In case the order is to be placed in foreign currency, the BG must also be in foreign currency, so specified by the Purchaser. Foreign vendors seeking payment through Letter of Credit (LC) should submit the Bank Guarantee before LC opening.

11.4 Value of the Bank Guarantee (at the time of submission) shall remain unchanged for any subsequent variations in order/ contract value up to 20%. Beyond this, the Seller/ Contractor shall arrange to enhance or reduce the value of the Bank Guarantee accordingly.

11.5 Validity of the Bank Guarantee shall be for the entire Guarantee period + 3 months claim period. Initially, it should be at least 18 months + 3 months claim period, later extended to cover the entire guarantee period, two months before its expiry.

11.6 Purchaser reserves the right to encash the bank guarantee and forfeit the amount in the event of any default, failure or neglect on part of the Seller/ Contractor in fulfillment of performance of the Order/ Contract.

11.7 Equivalent amount shall be recovered from payment due to the Seller/ Contractor, before releasing any payment, in absence of a valid bank guarantee.

11.8 Bank Guarantees shall be from Consortium Bank as per Annexure-X. Bank guarantees from cooperative banks/ non-scheduled banks are not acceptable.

11.9 In case of private sector banks, a clause to be incorporated in the text of bank guarantee that it can be enforced by being presented at any branch of the bank located in Bangalore.

11.10 Two witness signatures from bank officials, other than the bank official who has already signed is a must. BG is to be submitted directly by the issuing bank to concerned purchase officer, under registered post (A/D).

11.11 The Bank Guarantee to be provided in the hard and not in the SFMS format". Our bank details are as follows:

Name of Site/division: BHEL EPD
Name of Bank: IDBI BANK, SPECIALIZED CORPORATE BRANCH

Branch Address: 102, SHAKTHI COMFORT TOWER,
KH ROAD, BANGALORE- 560027
PH NO 67121025
KIND ATTN: Mr. MANMOHAN SOMA
ALT: Mrs. VP SHIVA SHAKTI
PH NO 67121059.
Branch IFSC Code: IBKL0000377
Account No: 008103000003605

11.12 Wherever the contract is for supply of Goods processed on labour basis from BHEL supplied materials, the materials shall be issued against a suitable Bank guarantee as specified in the Enquiry.

12.0 GUARANTEE FOR PLANT/ EQUIPMENT/ STORES

12.1 Seller/ Contractor shall warrant that the stores supplied shall be free from all defects and faults in design & engineering, material, workmanship & manufacture and shall be of the highest grade and consistent with the established and generally accepted standards and in full conformity with the Order/ Contract specifications, drawing or samples, if any.

12.2 Guarantee period for **Supply** shall be eighteen (18) months from the date of last dispatch or as per SCC whichever is later.

12.3 All replacements and repairs during the guarantee period shall be delivered and completed promptly and satisfactorily within a period of one months from the time of reporting the defect/ loss/ rejection etc or any mutually agreed period without prejudice to purchaser's other legal rights. If the Seller/ Contractor so desires and the Purchaser agrees, subject to import control regulations, the replaced parts can be taken over by Seller/ Contractor or his representative or can be dispatched at Seller/ Contractor's cost. No claim, whatsoever shall be entertained by Purchaser on account of such replaced parts.

12.4 All the replaced and replenished stores shall also be guaranteed as per above clauses.

12.5 Decision of Purchaser with regard to Seller/ Contractor's liability and the amount involved, if any, payable by Seller/ Contractor under the guarantee shall be final, conclusive and binding. However, vendor's maximum liability will be limited to the total contract value including taxes, duties and freight.

13.0 DELIVERY / COMPLETION SCHEDULE

13.1 Supply of plant/equipment/stores shall not be considered complete until they have been inspected and accepted at the place and destination specified for delivery by the time stipulated under the terms & conditions of the Order/Contract. Mere payment by itself shall not constitute acceptance of the goods or materials in any manner, whatsoever.

13.2 Vendor shall strictly adhere to delivery schedule. In case of non compliance to agreed schedules / milestones, then it would be presumed that vendor / contractor is not fulfilling contractual obligations. BHEL reserves the right to take suitable action like operating "Risk & cost clause".

14.0 INSPECTION AND TESTING AT CONTRACTOR'S PREMISES

14.1 Purchaser's nominated Inspection Agency shall have at all reasonable times access to Seller/ Contractor's premises or works and shall have the power at all reasonable times to inspect drawings of any portion of the work or examine the materials and workmanship of the stores during their manufacture, and if part of the stores is manufactured at other premises, the Seller/Contractor shall arrange for inspection, examination and testing by the Inspection Agency as if the store is manufactured on the Seller/Contractor's premises.

Inspection calls should be given adequate notice of one week or as mutually agreed period in advance in writing to the purchaser about the date & place where goods will be ready for inspection & testing, as provided for in the contract.

Such inspection, examination and testing by itself shall not relieve the Seller/Contractor from any obligation under the Order/Contract.

14.2 Seller/Contractor shall give Inspection Agency reasonable notice of any material being ready for testing and the Inspection Agency shall (unless the inspection of tests is voluntarily waived) attend at the Seller/Contractor's premises within fifteen (15) days of the date on which the material is notified as being ready. All standard shop tests, physical and chemical tests required by the standards or as may be prescribed or approved as per Order/ Contract shall be conducted by the Seller/Contractor. Purchaser/Inspection Agency reserves the right to waive any of the above tests requirements and to prescribe new tests, if found necessary, to complete the work so as to conform to the best practices. Seller/Contractor shall forthwith forward to the Inspection Agency, duly certified copies of the test certificates in quadruplicate, for approval. Further copies of the shop test certificates shall be bound with the instruction manuals referred to in "Seller/Contractor's documents, drawings and instruction manuals".

14.3 Where the Order/Contract provides for tests/inspections at the premises or works of the Seller/Contractor or any sub-contractor, the Seller/Contractor, except specified otherwise, shall provide free of charge such assistance, labour, materials, electricity, fuel, water, stores, apparatus, measuring instruments and test equipment including any other facilities as may be reasonably required to carry out such tests efficiently. In case of inspection by BHEL or BHEL CUSTOMER, the cost of to & fro passage and boarding & lodging shall be borne by purchaser/customer, unless otherwise specifically agreed. In case of foreign vendors the cost of third party inspection, where called for shall be deemed to be included in the quoted price.

14.4 Inspection calls shall be addressed to BHEL-EPD Purchase Department irrespective of inspection categories.

14.5 **INSPECTION MEASURING AND TEST EQUIPMENTS**

14.5.1 Inspection Measuring and Test Equipments (IMTE) whether used by the Seller/Contractor or sub-contractor shall be calibrated, maintained and controlled. Calibration shall be valid and IMTE maintained in sound condition during usage.

14.5.2 In addition to above, Seller/ Contractor shall ensure the following :

a) Measurement uncertainty is known and consistent with required measurement capability of the IMTE.

b) Selection of IMTEs is compatible with the necessary accuracy and precision of required measurement.

c) IMTEs are calibrated at the required intervals against certified equipments having known valid relationship to nationally recognized standards, at recognized calibration labs.

d) Calibration records are available and traceable to the particular IMTE.

e) In case, during recalibration, the IMTE is found out of calibration, report on action taken to validate the previous results along with both calibration records of the IMTE to be furnished to Inspection Agency.

f) IMTEs are stored, handled and preserved such that accuracy and fitness are maintained and safeguarded from adjustments.

NOTE: Purchaser's decision on acceptability of the product in such cases shall be binding.

14.5.3 Responsibility of usage of valid and calibrated IMTEs by his sub-contractor(s) shall be of the Seller/ Contractor.

14.5.4 In case, calibration records are required by purchaser, copies of the same shall be furnished.

14.6 Seller/Contractor shall be fully responsible for the Quality of products supplied by sub-contractors.

15.0 MATERIAL DESPATCH CLEARANCE CERTIFICATE (MDCC)

15.1 When the tests have been satisfactorily completed at Seller/Contractor's works, the Inspection Agency shall issue a certificate to that effect within fifteen (15) days after completion of the tests, but if the tests were not witnessed by the Inspection Agency or his representative, the certificate would be issued within fifteen (15) days after receipt of the test certificates by the Purchaser.

15.2 Purchaser/Owner will issue MDCC to the Seller/Contractor based on inspection report/ test certificates.

15.3 No item / equipments shall be dispatched without obtaining Material Dispatch clearance certificate from BHEL-EPD Purchase Department irrespective of inspection categories.

15.4 Satisfactory completion of tests or issue of MDCC shall not bind the Purchaser/Owner to accept the supply/ equipment should it, on further tests after erection, be found not to comply with the contract provisions.

16.0 DELIVERY FAILURE AND TERMINATION/LIQUIDATED DAMAGES

16.1 Timely dispatch/delivery and completion of other schedules as stipulated in Order/Contract shall be the essence of Order/Contract. If the Seller/Contractor fails to complete the dispatch/delivery and other schedules within the time period stipulated in Order/Contract, or within any extension of time granted by Purchaser, it shall be lawful for Purchaser to recover damages for breach of Order/Contract without prejudice to any other rights and/or remedies provided for, in the Order/Contract and hereunder. For any delay not attributable to the Seller/Contractor, the Seller/Contractor must report the same to Purchaser immediately.

16.2 **DELAYED DELIVERY**

16.2.1 Purchaser reserves the right to recover from the Seller/Contractor, as agreed liquidated damages and not by way of penalty, a sum equivalent to half (½) percent of the total contract price per week or part thereof, subject to a maximum of ten (10) percent of the total contract price excluding elements of taxes, duties and freight, if

the Seller/ Contractor fails to deliver ordered stores within the period stipulated in the Order/Contract.

However, In case of staggered delivery schedule, the LD shall be half (½) percent of the undelivered portion per week or part thereof, subject to a maximum of ten (10) percent of the contract price excluding elements of taxes, duties and freight, if the Seller/ Contractor fails to deliver any part of the ordered stores within the period stipulated in the Order/Contract.

NOTE:

1. LR/ RR date for indigenous supplies and AWB/ BL date for FOB/CIF/CIP/CFR/CPT contracts shall be treated as the date of dispatch for levying LD as per Clause 16.
2. In case of any amendment/revision, LD shall be linked to the amended/revised contract value and delivery date(s).
3. If Order/ Contract involves two or more Units/ Sets/ Lots, then Liquidated Damages shall be for order/ contract value of the delayed Unit/ Set/ Lot, provided delivery stipulated in the Order/ Contract is Unit/ Set/ Lot wise, however total LD amount shall be limited to 10% of total order value. (excluding taxes, duties and freight)

16.2.2 Purchaser reserves the right to purchase from elsewhere on account of and at the risk and cost of Seller/Contractor, with notice to Seller/Contractor, the stores due for delivery but not so delivered, or their equivalent without cancelling the Order/Contract in respect of stores not yet due for delivery. The manner and method of such purchase shall be at the discretion of the Purchaser. The actual excess cost incurred for such purchases will be recovered from the bidder.

16.2.3 Purchaser reserves the right to cancel the Order/Contract or a portion thereof for the stores not so delivered at the risk and cost of the Seller/Contractor and the Seller/Contractor shall be liable to the Purchaser for any excess cost thereof. The actual excess cost incurred for such purchases will be recovered from the bidder.

16.2.4 Seller/Contractor shall continue performance of the Order/Contract, under all circumstances, to the extent not cancelled.

17.0 INSURANCE

17.1 Insurance shall be arranged by BHEL.

17.2 Vendors shall inform the Underwriters, appointed/ nominated by BHEL/ Purchaser, the details of dispatches under intimation to BHEL such as LR No./BL/AWB and date, Truck No./vessel details/flight details, P.O. No. and value.

17.3 Insurance as applicable for field work such as third party liability, workmen compensation, Seller/Contractor's own Tools & Plants and automobile shall be arranged by the Seller/ Contractor.

18.0 INTER-CHANGEABILITY AND CHANGES

18.1 All similar components or parts of similar equipment supplied by Seller/Contractor shall be interchangeable with one another.

18.2 Even though all the work and materials necessary for satisfactory completion of the works may not be detailed in the specifications and schedules, the cost will be considered to be within the contract price and no extra charges shall be payable. However, if there are substantial changes in the specifications of the stores/plant, consequential changes in prices shall be mutually agreed between Purchaser and Seller/Contractor.

19.0 PACKING AND DISPATCH MARKING

19.1 Packing shall be in conformity with specifications and shall be such as to ensure prevention of damages, corrosion, deterioration, shortages, pilferage and loss in transit or storage.

19.2 In case of shipment by sea, the packing shall be sea-worthy and of international standards.

19.3 Packing List shall be submitted as per standard format along with advance set of documents for claiming payment which shall also indicate:-

a) Packing size.
b) Gross weight and net weight of each package.
c) Contents of the package with quantity of each item separately.

19.4 The number of each package in a shipment shall be shown in fraction, numerator showing number of the package and the denominator showing total number of packages in a lot I consignment. The packages number shall be generally prepared in the sequence in which they will be required for erection.

19.5 Each package delivered under the Contract shall be marked by and at the expense of the supplier and such marking must be distinct and in English language (all previous irrelevant markings being carefully obliterated). Such marking shall

show the description and quantity of contents, the name and address of consignee. the gross weight and net weight of the package, the name of the Contractor with a distinctive number of mark sufficient for purposes of identification. All markings shall be carried out with such materials as to ensure quickness of drying. fastness and indelibility. Each equipment or parts of equipment shall, when shipped or railed or otherwise dispatched be tagged with reference to the assembly drawings and corresponding part numbers. Each bale or package shall contain a packing note quoting specifically the name of the Contractor, the number and date of contract and the name of the office placing the contract, nomenclature of the stores and include a schedule of parts for each complete equipment giving the part numbers with reference to the assembly drawing and the quantity of each part, drawings nos. and tag numbers.

19.6 Besides wherever necessary, packing shall bear a special marking " TOP", " BOTTOM", "DO NOT TURN OVER", "KEEP DRY", "HANDLE WITH CARE".etc.

19.7 All packing cases, containers (excluding marine container), packing and other similar materials shall be new.

19.8 Notwithstanding anything stated in this clause, the Contractor shall be entirely responsible for loss, damage or depreciation or deterioration to the materials & supplies due to faulty and/or insecure packing.

19.9 Each and every package box shall be marked with the following, as a minimum:

(i). Name and address of Consignee:

(ii). Project reference:

(iii). Contract No.:

(iv). Packing No.: (1110. 2110, 3110 ..... when there are 10 packages For one consignment)

(v). Net Weight/Gross Weight:

(vi). Port of Loading:

(vii). Destination Port

(viii). Packing Mark: [symbols indicating "TOP" and other special markings as indicated above.

(ix). Type of Equipment:

"E" (for Equipment supply)

"T' (for Tools & Tackles)

"S" (for Mandatory Spares)

19.10 **PACKING FOR SPARES**

19.10.1 The commissioning spares shall be properly packed separately in separate box and each spare shall be properly tagged giving details (to match the description given in the packing slip) to facilitate their proper identification. Three copies of packing list is to be kept inside the box and one copy in a special packet at the outer side of the Box.

19.10.2 The Mandatory spares shall be properly packed separately in separate box indicating Mandatory Spares in bold letters and each spare shall be properly tagged giving details i.e. item number of the equipment in line with the Ultimate Customer/Owner Contract & Number per item (to match the description given in the packing slip) to facilitate their proper identification by ultimate Customer/Owner. Three copies of packing list along with Manufacturing drawing no. Reference. Catalogue reference etc. is to be kept inside the box and one copy in a special packet at the outer side of the Box.

20.0 STORAGE INSTRUCTIONS

Successful tenderer shall be required to submit detailed instructions for storage of supplies within two weeks of date of issue of LOI/ Order/ Contract.

21.0 MATERIAL/GOODS RECEIPT CERTIFICATE

Seller/Contractor shall arrange Material/Goods Receipt Certificate from the consignee, duly signed by Purchaser/Owner Site Engineer after receipt &physical verification of the material, wherever E&C is in the scope of Seller/ Contractor.

For Supplies, Material/Goods Receipt Certificate shall be arranged by BHEL. Vendor to provide copy of receipted LRs to enable BHEL to obtain MRC from site.

22.0 CONSIGNEE'S RIGHT OF REJECTION

22.1 Notwithstanding any approval of Purchaser or Engineer in respect of stores or materials or other particulars or work or workmanship involved in performance of order/contract (with or without any test carried out by Seller/Contractor or Inspection Agency or under direction of Contract Engineer), and notwithstanding delivery of the stores where so provided to the consignee, it shall be lawful for the consignee, on behalf of the Purchaser, to reject the stores or any part/ portion of consignment thereof, within 30 days after actual delivery at the stipulated place or

destination, if such stores or part/ portion of consignment thereof is not in conformity with terms and conditions of order/contract whether on account of any loss, storage, deterioration or damage before despatch or otherwise, whatsoever.

22.2 Rejected goods or materials shall be removed by Seller/Contractor within a period of 15 days from the date of receipt of notice of such rejection. The expenses to be incurred in respect thereof shall be borne entirely by the Seller/Contractor.

23.0 RISK IN STORES (FOR E&C CONTRACTS)

Seller/ Contractor shall perform the order/ contract in all respects in accordance with terms and conditions thereof. Stores and every constituent part thereof, whether in possession or control of the Seller/Contractor, his agents or servants, or a carrier, or in joint possession of Seller/ Contractor, his agent or servants and Purchaser, his agents or servants, shall remain in every respect at the risk of Seller/Contractor until their actual delivery to consignee at the stipulated place or destination or where so provided in acceptance of offer, until their delivery to a person specified by Purchaser as interim consignee for the purpose of despatch to the consignee. Seller/Contractor shall be solely responsible for all losses, destructions, damages or deterioration to the stores from any cause whatsoever, while the stores await dispatch after approval by the Inspection Agency.

24.0 SHORTAGES/DAMAGES

24.1 FOR SUPPLY PACKAGES

a) Shortages in sound cases shall be replenished free of cost by the vendor, as early as possible.

b) For shortages/damages during transit/ handling at site, vendor shall supply replacements, as early as possible, at the old contractual rates upon intimation to vendor within one months of receipted LR.

24.2 FOR E&C PACKAGES

Any shortages or damages during unloading and handling at site, including at the time of erection and commissioning, shall be made good by the Seller/ Contractor at his risk and cost, to meet the project schedule. In case of faults/discrepancies in any material, component, sub-assembly, assembly, etc., the same shall be supplied/replenished free of cost to enable the equipment to be put to service.

25.0 CONFIDENTIALITY

Seller/Contractor shall, at all times, undertake to maintain complete confidentiality of all data, information, software, drawings & documents, etc. belonging to the

Purchaser and also of systems, procedures, reports, input documents, manuals, results and any other company documents discussed and/or finalised during the course of execution of order/contract.

26.0 DEFAULT/BREACH OF CONTRACT, INSOLVENCY AND RISK PURCHASE

26.1 If Seller/Contractor fails to deliver goods or materials or any installment thereof within the period(s) fixed for such delivery or delivers goods or materials not of the contracted quality and failing to adhere to the contract specifications or at any time repudiates or otherwise abandons the contract before expiry of such period or refuses or is unable to supply goods or materials covered by the Order/Contract either in whole or in part or otherwise fails to perform the Order/Contract or commits any breach of Order/Contract not herein specifically provided for or in the event of the death or insanity or if the Seller/Contractor being an individual or if a firm on a partnership thereof, shall at any time, be adjudged insolvent or shall have a receiving order for administration of his estate made against him or shall take any proceeding for composition under any Insolvency Act for the time being in force or make any assignment of the Order/Contract or enter into any arrangement or composition with his creditors or suspend payment or if the firm is dissolved under the Partnership Act or if the Seller/Contractor being a company is wound up voluntarily or by order of a Court or a Receiver, Liquidator or Manager on behalf of the debenture holders and creditors is appointed or circumstances shall have arisen which entitles the Court of debenture holder and creditors to appoint a receiver, liquidator or manager, the purchaser without prejudice to his right to recover any expenses, losses or damages to which the Purchaser may be put to incur or sustain by reason of Seller/Contractor's default or breach of Order/Contract, Purchaser shall be entitled to cancel the Order/Contract either in whole or portion thereof without compensation to Seller/Contractor and if the Purchaser so desires, may procure upon such terms and in such manner as deemed appropriate, stores not so delivered or others of similar description where stores exactly complying with particulars are not, in the opinion of the Purchaser, which shall be final, readily procurable, at the risk and cost of the Seller/Contractor and the Seller/Contractor shall be liable to the Purchaser for any excess costs provided that the Seller/Contractor shall continue the performance of the Order/Contract to the extent not cancelled under the provisions of this clause. The Seller/Contractor shall on no account be entitled to any gain on such repurchases.

Except for Clause 26.2, vendor's maximum liability will be limited to the total contract value including taxes, duties and freight.

26.2 Recovery on account of purchases made by Purchaser at the risk and cost of Seller/ Contractor shall be worked out as follows:

Excess of new purchase cost over old purchase cost, where the total value of new PO is more than total value of old PO.

27.0 TERMINATION OF CONTRACT

27.1 Purchaser shall have the right to cancel Order/Contract, wholly or in part, in case they are obliged to do soon account of any decline, diminution, curtailment or stoppage of their business and in that event, the Seller/Contractor compensation claim shall be settled mutually.

27.2 Purchaser shall have the right to cancel order/contract at the risk and cost of Seller/Contractor in case either the Seller/Contractor himself or any of his representative or agent is found to have been a previous employee of the Purchaser immediately before retirement and has within a period of two years of such retirement accepted the employment of the Seller/Contractor either as a Seller/Contractor or as an employee without having obtained prior permission of Purchaser.

27.3 In case of cancellation of main supply order/ contract, all other associated orders/ contracts like mandatory spares/ recommended spares/ E&C/ supervision of E&C would also get cancelled.

28.0 TRANSFER, SUB-LETTING/ASSIGNMENT/SUB-CONTRACTING

28.1 Seller/Contractor shall not sublet, transfer or assign order/contract or any part thereof or interest therein or benefit or advantage thereof save without the prior consent in writing of Purchaser. In the event of Seller/Contractor sub-letting, transferring or assigning order/contract or any part thereof or interest therein or benefit or advantage thereof without such permission, the Purchaser shall be entitled to cancel the Order/Contract and to purchase the stores from elsewhere at risk and costs of Seller/Contractor and the Seller/Contractor shall be liable for any loss or damage which Purchaser may sustain in consequence of or arising out of such risk purchase.

28.2 If Seller/Contractor is an individual or proprietary concern and the individual or the proprietor dies or the partnership is dissolved or substantially affected, then unless the Purchaser is satisfied that legal representative of individual seller/contractor or proprietor of proprietary concern and surviving partners of partnership firm are capable of carrying out and completing the order/contract, the Purchaser shall be entitled to cancel the order/ contract as to its incomplete portion

and without being in any way liable to payment of any compensation to estate of seller/contractor and/or to surviving partners of seller's/contractor's firm on account of cancellation of the order/contract.

28.3 Decision of Purchaser that legal representatives of deceased seller/contractor or surviving partners of the seller's/contractor's firm can not carry out and complete the order/contract shall be final and binding on the parties hereto.

28.4 Terms and Conditions shall not get affected in case of merger/amalgamation/takeover/re-arrangement etc.

29.0 FORCE MAJEURE

29.1 Notwithstanding anything contained in Clause 13.0, if at any time during the continuance of the Order/Contract, the performance in whole or in part by either party of any obligations under the Order/Contract shall be prevented or delayed by reason of any war hostilities, acts of the public enemy, restrictions by Govt. of India, civil commotion, sabotage, fires, floods, explosion, epidemics, quarantine restrictions, strike, lock-outs, or acts of God (hereinafter referred to as 'event'), then, provided notice of the happening of such event is given by either party to the other within fifteen (15) days from the date of occurrence thereof, neither party shall by reason of such event be entitled to terminate the Order/Contract nor shall have any claim for damages against each other in respect of such non-performance and delay in performance. Performance under the Order/Contract shall be resumed immediately after such event has come to an end or ceased to exist and decision of Purchaser as to whether the deliveries have to be resumed or not shall be final, conclusive and binding on the parties hereto.

29.2 In the event of the parties hereto not able to agree that a force majeure event has occurred, the parties shall submit the disputes for resolution pursuant to the provisions hereunder, provided that the burden of proof as to whether a force majeure event has occurred shall be upon the party claiming such an event.

29.3 Not-withstanding the above provisions, Purchaser shall reserve the right to cancel the Order/Contract, wholly or partly, in order to meet the overall schedule and make alternative arrangements for completion of delivery and other schedules.

30.0 INDEMNIFICATION

Seller/Contractor shall fully indemnify and keep indemnified the Purchaser against all claims of whatsoever nature arising during the course and out of the execution of this Order/Contract.

31.0 SETTLEMENT OF DISPUTES

31.1 Except as otherwise specifically provided in the Order/Contract, all disputes concerning questions of the facts arising under the Order/Contract, shall be decided by Purchaser, subject to written appeal by the Seller/Contractor to the Purchaser, whose decision shall be final.

31.2 Any dispute or difference shall be, to the extent possible, settled amicably between the parties hereto, failing which the disputed issues shall be settled through arbitration.

31.3 Seller/Contractor shall continue to perform the order/contract, pending settlement of dispute(s).

32.0 ARBITRATION & CONCILIATION

32.1 Except as provided elsewhere in this Contract, in case amicable settlement is not reached between the parties, in respect of any dispute or difference; arising out of the formation, breach, termination, validity or execution of the Contract; or, the respective rights and liabilities of the parties; or, in relation to interpretation of any provision of the contract; or, in any manner touching upon the Contract, then, either party may, by a notice in writing to the other party refer such dispute or difference to the sole arbitration of an arbitrator appointed by head of the BHEL Unit/Region/Division issuing the Contract.

32.2 The Arbitrator shall pass a reasoned award and the award of the Arbitrator shall be final and binding upon the parties.

32.3 Subject as aforesaid, the provisions of arbitration and conciliation act 1996 (India) or statutory modifications or re-enactments thereof and the rules made thereunder and for the time being in force shall apply to the arbitration proceedings under this clause. The seat of arbitration shall be **Bangalore.** The cost of arbitration shall be borne as per the award of the Arbitrator.

32.4 Subject to the arbitration in terms of Clause 32.0 above, the Courts at **Bangalore** shall have exclusive jurisdiction over any matter arising out of or in connection with this Contract.

32.5 Notwithstanding the existence or any dispute or differences and/or reference for the arbitration, the Contractor shall proceed with and continue without hindrance the performance of its obligations under this contract with due diligence and expedition in a professional manner except where the contract has been terminated by either party in terms of this Contract.

32.6 In case of contract with public sector enterprise (PSE) or a government Department, the following shall be applicable:

In the event of any dispute or difference relating to the interpretation and application of the provisions of the Contract, such dispute or difference shall be referred by either party for arbitration to the sole arbitrator in the Department of public Enterprises to be nominated by the secretary to the government of India in-charge of the Department of public enterprises. The arbitration and Conciliation act, 1996 shall not be applicable to arbitration under this clause the award of the arbitrator shall be binding upon the parties to the dispute, provided, however, any party aggrieved by such award may make further reference for setting aside or revision of the award to the law secretary, department of legal affairs, Ministry of law and justice, Government of India. Upon such reference the dispute shall be decided by the law secretary or the special secretary or Additional secretary when so authorized by the law secretary, whose decision shall bind the parties hereto finally and conclusively. The parties to the dispute will share equally the cost of arbitration as intimated by the Arbitrator."

33.0 LAWS GOVERNING THE CONTRACT

Contract, including all matters connected with contract, shall be governed by the Indian Law, both substantive and procedural, for the time being in force including modification thereto, and shall be subject to the exclusive jurisdiction of the Indian courts at Bangalore.

34.0 JURISDICTION OF COURT

Courts at Bangalore shall have exclusive jurisdiction to decide the dispute, if any, arising out of or in respect of the contract(s) to which these conditions are applicable.

35.0 ORDER OF PRECEDENCE

In the event of any ambiguity or conflict between the Tender Documents, the order of precedence shall be in the order below:

1. Amendments/Clarifications/Corrigenda/Errata etc issued in respect of the tender documents by BHEL.

2. Notice Inviting Tender (NIT)

3. Price Schedule

4. Special Conditions of Contract (SCC)

5. Technical specification & scope of work

6. General Conditions of Contract (GCC)

36.0 SUPPLIER PERFORMANCE MONITORING AND RATING SYSTEM

Seller/Contractor's performance will be evaluated as per Supplier Performance Monitoring and Rating System of BHEL. Please refer BHEL website www.bhel.com for details.

37.0 DEALING WITH BANNED SUPPLIERS/ CONTRACTORS IN BHEL

Offers of the bidders who are on the banned list, as also the offers of the bidders who engage the services of the banned firms, shall be rejected. The list of banned firms is available on BHEL website www.bhel.com.

ANNEXURE No.	DESCRIPTION
I	OFFER SUBMISSION AS PER NIT
II	DEVIATION SHEET COST OF WITHDRAWAL)
III	DECLARATION
IV	CONTRACT PERFORMANCE BANK GUARANTEE
V	GUIDELINES FOR FOREIGN SUPPLIERS AND INDIAN AGENTS OF FOREIGN SUPPLIERS
VI	REQUEST FOR ISSUE OF FORM-C
VII	NEFT DETAILS
VIII	LOADING CRITERA
IX	INTEGRITY PACT
X	LIST OF CONSORTIUM BANKS
XI	REVERSE AUCTION GUIDLINES
XII	NO DEVIATION FORMAT
XIII	AUTHORISED SIGNATORY
XIV	FORMAT FOR POWER OF ATTORNEY
XV	RAB FORMAT FOR E&C
XVI	INDEMNITY BOND
XVII	CONSORTIUM AGREEMENT
XVIII	VENDOR PARTICULARS & LOGISTICS INFORMATION
XIX	NON DISCLOSURE AGREEMENT
XX	

ANNEXURE-I

(To be filled up by the Bidder)

Ref. No.: Date :

M/s Bharat Heavy Electricals Ltd.,
Electroporcelains Division
Prof. CNR Rao Circle
Malleshwaram
Bangalore - 560012

Attention : Shri

Dear Sir,

1 Having examined the tender documents against your tender Enquiry No _____dated _____ and having understood the provisions of the said tender documents and having thoroughly studied the requirements of BHEL related to the work tendered for, in connection with _____(name of work & project site), we hereby submit our offer for the proposed work in accordance with terms and conditions mentioned in the tender documents, at the prices quoted by us in your price schedule format and as per the indicated delivery schedule.

2. If the work or any part thereof is awarded to us, we undertake to submit security-cumcontract performance bank guarantee as per your requirement.

3. We have annexed to this tender the following documents:-

Part-l (Techno Commercial Bid) - in a properly sealed cover (uploaded in website in case of e-procurement).

a) Complete Techno-Commercial Offer.
b) Un-priced copy of deviation sheet (cost of withdrawal) – Annexure-II
c) Un-priced copy of Price Schedule using format given by BHEL.
d) Any other documents (please specify).

Part-ll (Price Bid along with Priced Annexure-II) - in a separate, properly sealed cover, in the format given by BHEL (uploaded in website in case of e-procurement).

Thanking you,

Yours faithfully,

(Signature of the bidder with Name, Designation and Company's Seal)

ANNEXURE - III

DECLARATION

It is hereby declared that the original/ revised* price bid for _____

_____ (Name of Package) for _____ project is complete in all respects and contains prices for complete scope of supply, including tests etc., as per BHEL's requirement. If in the original/ revised* price bids where itemized price is not available for any part of scope of supply, including tests etc. for completion of the package, the same should be treated to have been included in our original/ revised* price bid.

It is also agreed that no further chance for seeking clarification/ confirmation to any missing point will be necessary.

Absence of itemized prices against some items does not mean that they are not included. Even though itemized prices are given for major items, those items which are not specially shown, are also included to meet the entire system as per BHEL requirements.

Signature of authorized Representative Name
and Designation:
Name & Address of the Bidder
Date

Forwarded to:
BHARAT HEAVY ELECTRICALS LTD
Electroporcelains Division
Prof. CNR Rao Circle
Malleshwaram
Bangalore - 560012

* (Please delete whichever is not applicable

ANNEXURE - IV

PROFORMA OF PERFORMANCE BANK GUARANTEE
(FOR INDIEGNOUS PURCHASE ORDERS)

Note: 1) To be executed in Rs 100/- Non-Judicial stamp paper.
2) To be submitted to Purchase Dept. directly by the Banker

PERFORMANCE GUARANTEE
(PROFORMA OF BANK GUARANTEE)

THIS DEED OF GUARANTEE made and executed on the _____ day of _____(month) _____(year), by the _____ (Bank), registered under the Companies Act 1956/Nationalised Bank constituted under the Banking Companies (acquisition and transfer of undertakings) Act/ constituted under the State Bank of India Act / Subsidiary Banks Act, having its registered / head office at _____ (Hereinafter called 'guarantor ' which term shall mean and include its successors and assigns)

IN FAVOUR OF BHARAT HEAVY ELECTRICALS LIMITED

a company registered under the companies Act, 1956 having its registered office at BHEL House at Siri Fort , New Delhi-100 049 and its Electroporcelains Division at Malleswaram, Bangalore-12 (hereinafter referred to as the 'Company' Which term shall include its successors and assigns):

Whereas the company has placed an order on _____ (State the name of the Seller- company / firm and its address) (hereinafter referred to as the 'Supplier' which term shall mean and include its liquidators, successors and assign) for the supply of system under Purchase Order No_____Dt _____.

AND WHEREAS the supplier has agreed to supply the materials and carryout the works as detailed and in accordance with the terms set out in the said order.

AND WHEREAS the Contract inter-alia provides that the SUPPLIER shall furnish to the Company a sum of Rs…..……. (Rupees…….) towards security deposit for due and faithful performance of the CONTRACT in the form and manner specified therein.

AND WHEREAS the SUPPLIER has approached the GUARANTOR and in consideration of the arrangement arrived at between the SUPPLIER and the GUARANTOR, the GUARANTOR has agreed to give the Guarantee as hereinafter mentioned in favour of the

COMPANY.

NOW THIS DEED WITNESSES THAT in pursuance of the above said agreement, the guarantor hereby agrees and covenants with company is as follows :-

1) That during the period this contract of Guarantee remains effectual, the guarantor shall be liable in respect of the amount due and owing to the company in respect of the payments to the extent of Rs _____ (in words) _____ against any loss or damage caused to or suffered by the company by reasons of any breach of the terms of the said Purchase order by the supplier.

2) The Guarantor hereby undertakes to pay the amounts due and payable under this guarantee without any demur, merely on demand from the company intimating that the amount claimed is due by way of loss or damage caused to or suffered or would be caused or suffered by the supplier of any terms contained in the said Purchase order. Any such demand made on the guarantor shall be conclusive as regards the amount due and payable by the Guarantor irrespective of the fact whether the Supplier admits or denies.

3) The Guarantor further agrees that the agreement herein contained shall remain in force and effect till all the supplies to be made / Works to be performed / Services to be rendered under the said Purchase order are completed to the entire satisfaction of the company or till company certifies that the terms and conditions of the said order have been fully and properly carried out by the said supplier and accordingly discharges the Guarantee. Unless a demand or claim under this guarantee is made on the guarantor in writing on or before the expiry of claim period indicated in clause 6 below , the guarantor shall be discharged from all the liability under this guarantee thereafter.

4) The guarantor further agrees with the company that the company shall have the fullest liberty without the consent of the guarantor and without effecting in any manner the obligations of the guarantor hereunder to vary any of the terms of the said order or extend the time of performance by the said supplier from time to time or refrain from exercising the power exercisable by the company against the said supplier or to forebear or omit to enforce any of the terms and conditions relating to the said order, and the guarantor shall not be relieved of its liability in whole or in part , by reason of any act, commission or forbearance on the part of the company or by reason of any such variation, or extension being granted to the said supplier or by reason of any such matter or thing whatsoever which under the law relating to sureties would but for this provision have effect of so relieving the guarantor.

5) The guarantor undertakes not to revoke this guarantee during the period it is in force except with the previous consent of the COMPANY in writing, and agree that any liquidation or winding up or dissolution or any change in the constitution of the

SUPPLIER or the GUARANTOR shall not discharge the GUARANTOR's liability hereunder.

6) Notwithstanding anything herein above contained, the liability of the guarantor under these presents is restricted to Rs_____. The guarantee shall be in force till its expiry on _____. Unless a demand is made on the guarantor within THREE months from the date of expiry, all the liability of the guarantor under this guarantee shall stand fully discharged. The decision of the claimant in regard to breach of contract is final and binding on the Bank.

(Seal of the Bank to be affixed)

NOTES: (NOT TO BE TYPED)

1. A minimum of TWO Bank Official Signatories
2. Signatories to sign on all pages of the Bank Guarantee
3. Any correction to be validated by the Banker Signatories
4. One common e-mail ID of issuing branch and e-mail & contact no of at least one issuing official should be provided on PBG forwarding letter.

ANNEXURE – V

FOREIGN SUPPLIERS & INDIAN AGENTS OF FOREIGN SUPPLIERS

1. BHEL shall deal directly with foreign vendors, wherever required, for procurement of goods/ services. However, if the foreign Principal desires to avail the services of an Indian Agent, then the foreign Principal should ensure compliance to regulatory guidelines – which require mandatory submission of an Agency Agreement.

2. It shall be incumbent on the Indian Agent and the foreign Principal to adhere to the relevant guidelines of Government of India, issued from time to time.

3. An Indian Agent of foreign Origin Equipment Manufacturer (OEM)/ Principal is an individual, a partnership, an association of persons, a private or public company, that carries out specific obligation(s) towards processing of BHEL tender or finalization or execution of BHEL's contract on behalf of the foreign supplier.

4. The Agency Agreement should specify the precise relationship between the foreign OEM/ Principal and their Indian Agent, and their mutual interest in the business. All services to be rendered by the Agent/ Associate, whether of general nature or in relation to the particular contract, must be clearly stated by the foreign Supplier/ Indian Agent. Any payment which the Agent or Associate receives in India or abroad from the OEM/ Principal, whether as commission or as general retainer fee should be brought on record in the Agreement and be made explicit in order to ensure compliance to laws of the country.

5. Any agency commission to be paid by BHEL to the Indian Agent shall be in Indian currency only.

6. Tax deduction at source is applicable to the agency commission paid to the Indian Agent as per the prevailing rules.

7. In absence of any Agency Agreement, BHEL shall not deal with any Indian Agent (authorized representative/ associate/ consultant, or by whatever name called) and shall deal directly with the foreign OEM/ Principal only for all correspondence and business purposes.

8. In a tender, either the Indian Agent on behalf of the foreign OEM/ Principal or foreign OEM/ Principal itself can bid but both cannot bid simultaneously for the same item/ product in the same tender.

9. If an Agent submits bid on behalf of one OEM/ Principal, the same Agent shall not submit a bid on behalf of another OEM/ Principal in the same tender for the same item/ product.

10. The "Guidelines for Indian Agents of Foreign Suppliers" at Annexure–A shall apply in all such cases.

11. The supply and execution of Purchase Order/ Contract (including indigenous supplies/ services) shall be in the scope of foreign OEM/ Principal. The foreign OEM/ Principal should submit their offer inclusive of all indigenous supplies/ services and

evaluation will be based on the 'Total Cost to BHEL'. In case foreign OEM/ Principal recommends placement of order(s) towards indigenous portion of supplies/ services on Indian supplier(s)/ agent on their behalf, the credentials/ capacity/ capability of the Indian supplier(s)/ agent to make the supplies/ services shall be checked by BHEL as per its extant guidelines of Supplier Evaluation, Approval & Review Procedure (SEARP) before opening of price bids. In this regard, details may be checked as per Annexure–B. It will be responsibility of the foreign OEM/ Principal to get acquainted with the evaluation requirements of Indian supplier/ agent as per SEARP available on www.bhel.com.

The responsibility for successful execution of the contract (including indigenous supplies/ services) lies with the foreign OEM/ Principal. All bank guarantees to this effect shall be in the scope of the foreign OEM/ Principal.

Annexure–A

Guidelines for Indian Agents of Foreign Suppliers

1.0 There shall be compulsory registration of agents for all Global (Open) Tenders and Limited Tenders. An agent who is not registered with BHEL shall apply for registration in the registration form in line with SEARP.

1.1 Registered agents will file an authenticated photocopy duly attested by a Notary Public/ Original certificate of the Principal confirming the Agency Agreement and giving the status being enjoyed by the Agent and the commission/ remuneration/ salary/ retainership being paid by the Principal to the Agent before placement of order by BHEL.

1.2 Wherever the Indian representatives have communicated on behalf of their Principals and the foreign parties have stated that they are not paying any commission to the Indian agents, and the Indian representative is working on the basis of salary or as retainer, a written declaration to this effect should be submitted by the party (i.e. Principal) before finalizing the order.

2.0 Disclosure of particulars of agents/ representatives in India (if any)

2.1 Tenderers of Foreign nationality shall furnish the following details in their offers:

2.1.1 The Bidder(s)/ Contractor(s) of foreign origin shall disclose the name and address of the agents/ representatives in India, if any, and the extent of authorization and authority given to commit the Principals. In case the agent/ representative be a foreign Company, it shall be confirmed whether it is existing Company and details of the same shall be furnished.

2.1.2 The amount of commission/ remuneration included in the quoted price(s) for such agents/ representatives in India.

2.1.3 Confirmation of the Tenderer that the commission/ remuneration, if any, payable to his agents/ representatives in India, may be paid by BHEL in Indian Rupees only.

2.2 Tenderers of Indian Nationality shall furnish the following details in their offers:

2.2.1 The Bidder(s)/ Contractor(s) of Indian Nationality shall furnish the name and address of the foreign Principals, if any, indicating their nationality as well as their status, i.e. whether manufacturer or agents of manufacturer holding the Letter of Authority of the Principal specifically authorizing the agent to make an offer in India in response to tender either directly or through the agents/ representatives.

2.2.2 The amount of commission/ remuneration included in the price (s) quoted by the Tenderer for himself.

2.2.3 Confirmation of the foreign principals of the Tenderer that the commission/ remuneration, if any, reserved for the Tenderer in the quoted price(s), may be paid by BHEL in India in equivalent Indian Rupees on satisfactory completion of the Project or supplies of Stores and Spares in case of operation items.

2.3 In either case, in the event of contract materializing, the terms of payment will provide for payment of the commission/ remuneration, if any payable to the agents/ representatives in India in Indian Rupees, on expiry of 90 days after the discharge of the obligations under the contract.

2.4 Failure to furnish correct and detailed information as called for in paragraph 2.0 above will render the concerned tender liable to rejection or in the event of a contract materializing, the same liable to termination by BHEL. Besides this, there would be a penalty of banning business dealings with BHEL or damage or payment of a named sum.

Annexure–B

This format is applicable only to Indian Suppliers/ Agents supplying indigenous portion of Foreign Purchases.

In all other cases, extant guidelines of SEARP, 2010 are to be followed.

SEARP (SRF) Clause No.	Detail
	Name & address of the firm
1.0	**Products/ Systems / Services being considered for**
2.0	**General Information**
2.2	Name of Chief Executive
2.3	Details of authorized signatory
3.0	**Ownership Information**
3.1	Type of Firm
3.2	Nature of Business *Attach **authorization letter** and **agency agreement** from Principal (from whom capital equipment is procured)* *Attach copy of declaration from Foreign Principal for **total guarantee/ warranty of indigenous supplies***
3.3	Year of establishment
3.4	Year of commencement of business
4.0	**Registration particulars**
4.1	Permanent Account No.
4.2 / 4.3	Sales Tax / TIN No.

4.6	Service Tax No. (in case of Erection & Commissioning)
5.0	**Organisational strength**
6.0	**Other particulars**
6.1	If the company is already registered with other BHEL Units
6.2	Directors/ Partners, if related to any BHEL employee
6.9	If any Ex-BHEL personnel employed by the Company
6.12	Details of pending legal issues with BHEL
6.13	Bank Account information
9.0	**Financial information**
9.6	Sales/ Turnover details of last 3 years (or from the date of incorporation, whichever is less)

ANNEXURE- VI

Request for Issue of Form-C

FINANCIAL YEAR ----------

Supplier Name & Adress	
Quarter-wise details of invoices for issuance of 'C' forms for a Financial Year	

Quarter	Seller Tin	Invoice No	Invoice Date	Net Value	Tax amount	Commodity Description	Purchase Order No	Purchase Order Dt
Q-1								

Quarter	Seller Tin	Invoice No	Invoice Date	Net Value	Tax amount	Commodity Description	Purchase Order No	Purchase Order Dt
Q-2								

Quarter	Seller Tin	Invoice No	Invoice Date	Net Value	Tax amount	Commodity Description	Purchase Order No	Purchase Order Dt
Q-3								

Quarter	Seller Tin	Invoice No	Invoice Date	Net Value	Tax amount	Commodity Description	Purchase Order No	Purchase Order Dt
Q-4								

ANNEXURE-VII

NEFT Application Form

Vendors Name	
Vendor Address	
BANK NAME	
BANK BRANCH	
BANK ADDRESS	
BANK BRANCH CODE	
BANK 9 DIGIT MICR CODE	
BANK NEFT CODE(IFC)	
BANK SWIFT CODE	
BANK PHONE	
ACCOUNT NAME	
ACCOUNT TYPE	
ACCOUNT NO.	
PAN NO.	

SERVICE TAX NO.	
TIN NO.	
E-MAIL ID	

Authorised Signatory Seal

Above details are to be submitted on company's letterhead. The details may either be attested by vendor's bankers or accompanied by a cancelled cheque leaf with IFSC code & A/c no. Printed on it.

Undertaking to report immediately any changes in the above to be submitted in company's letterhead.

ANNEXURE-VIII

LOADING CRITERIA

No deviations in GCC terms and conditions are generally acceptable, and bids with deviations are liable to be rejected. However, in exceptional circumstances, BHEL may accept deviations with Loading as given below:

A) PAYMENT TERMS

1. Payment will be released within 45 days after receipt of complete documents as per order/ contract.

Loading will be done for vendors seeking earlier payment w.r.t. above, for the value and the period of deviation, as per Clause 17.0 of 'Instructions to Bidders'.

Time periods assumed by BHEL for a few activities are as follows:

Payment through Bank	– 30 days from receipt of invoice + documents.
Receipted LR	– 30 days from despatch.
Material Receipt Certificate (MRC)	– 120 days from despatch.

However, for Foreign Purchase, CAD at sight and Confirmed LCs are not permitted.

B) BANK GUARANTEE `

Non submission of Bank Guarantee – No deviation is permitted, if applicable as per NIT.

C) LIQUIDATED DAMAGES

If maximum limit asked for is 10% or 5% of Undelivered Portion – 10% value of the total quoted price including taxes, duties & freight.

If maximum limit asked is less than 10 % of contract value loading shall be to the extent to which not agreed by bidder (at offered value) .

D) PRICE VARIATION CLAUSE (PVC)

PVC Instead of Firm Price – Maximum ceiling of PVC as demanded by vendor.

F) NO DEVIATION IS ALLOWED IN RISK PURCHASE/RISK & COST CLAUSE.

ANNEXURE-X

List of Consortium Banks			
Nationalised Banks		**Public Sector Bank**	
1	Allahabad bank	20	IDBI
2	Andhra bank		
3	Bank of Baroda	**Foreign banks**	
4	Canara Bank	21	CITI Bank N.A
5	Corporation bank	22	Deutsche Bank AG
6	Central bank	23	HSBC
7	Indian Bank	24	Standard Chartered Bank
8	Indian Oversea Bank	25	J P Morgan
9	Oriental bank of Commerce		
10	Punjab National Bank		
11	Punjab & Sindh Bank	**Private banks**	
12	State Bank of India	26	Axis Bank
13	State Bank of Hyderabad	27	The Federal Bank Limited
14	Syndicate Bank	28	HDFC
15	State Bank of Travancore	29	Kotak Mahindra Bank
16	UCO Bank	30	ICICI
17	Union Bank of India	31	Indusind Bank
18	United Bank of India	32	Yes Bank
19	Vijaya Bank		

ANNEXURE-XI

Terms & Conditions of Reverse Auction

Against this enquiry for the subject item/ system with detailed scope of supply as per enquiry specifications, BHEL may resort to "REVERSE AUCTION PROCEDURE" i.e., ON LINE BIDDING (THROUGH A SERVICE PROVIDER). The philosophy followed for reverse auction shall be English Reverse (No ties).

1 For the proposed reverse auction, technically and commercially acceptable bidders only shall be eligible to participate.

2 Those bidders who have given their acceptance for Reverse Auction (quoted against this tender enquiry) will have to necessarily submit „online sealed bid" in the Reverse Auction. Non-submission of „online sealed bid" by the bidder for any of the eligible items for which techno-commercially qualified, will be considered as tampering of the tender process and will invite action by BHEL as per extant guidelines in vogue.

3 BHEL will engage the services of a service provider who will provide all necessary training and assistance before commencement of on line bidding on internet.

4 In case of reverse auction, BHEL will inform the bidders the details of Service Provider to enable them to contact & get trained.

5 Business rules like event date, time, bid decrement, extension etc. also will be communicated through service provider for compliance.

6 Bidders have to fax the Compliance form (annexure IV) before start of Reverse auction. Without this, the bidder will not be eligible to participate in the event.

7 In line with the NIT terms, BHEL will provide the calculation sheet (e.g., EXCEL sheet) which will help to arrive at "Total Cost to BHEL" like Packing & forwarding charges, Taxes and Duties, Freight charges, Insurance, Service Tax for Services and loading factors (for non-compliance to BHEL standard Commercial terms & conditions) etc. for each of the bidder to enable them to fill-in the price and keep it ready for keying in during the Auction.

8 Reverse auction will be conducted on scheduled date & time.

9 At the end of Reverse Auction event, the lowest bidder value will be known on auction portal.

10 The lowest bidder has to fax/e-mail the duly signed and filled-in prescribed format for price breakup including that of line items, if required, (Annexure VII) as provided on case-to-case basis to Service provider within two working days of Auction without fail.

11. In case BHEL decides not to go for Reverse Auction procedure for this tender enquiry, the Price bids and price impacts, if any, already submitted and available with BHEL shall be opened as per BHEL"s standard practice.

12. Bidders shall be required to read the "Terms and Conditions" section of the auctions site of Service provider, using the Login IDs and passwords given to them by the service provider before reverse auction event. Bidders should acquaint themselves of the „Business Rules of Reverse Auction", which will be communicated before the Reverse Auction.

13. If the Bidder or any of his representatives are found to be involved in Price manipulation/ cartel formation of any kind, directly or indirectly by communicating with other bidders, action *as per extant BHEL guidelines*, shall be initiated by BHEL and the results of the RA scrapped/ aborted.

14. The Bidder shall not divulge either his Bids or any other exclusive details of BHEL to any other party.

15. In case BHEL decides to go for reverse auction, the H1 bidder(s) (whose quote is highest in online sealed bid) may not be allowed to participate in further RA process.

16. Updates:-

16.1 "BHEL reserves the right to go for Reverse Auction (RA) (GUIDELINES as available on www.bhel.com) instead of opening the sealed envelope price bid, submitted by the bidder. This will be decided after techno-commercial evaluation. Bidders to give their acceptance with the offer for participation in RA. Non-acceptance to participate in RA may result in non-consideration of their bids, in case BHEL decides to go for RA.

Those bidders who have given their acceptance to participate in Reverse Auction will have to necessarily submit "Process Compliance Form" (to the designated service provider) as well as 'online sealed bid' in the Reverse Auction. Non-submission of Process Compliance Form or Online Sealed Bid by the agreed bidders will be considered as tempering of the tender process & will invite action by BHEL as per the extent guidelines for suspension of business dealings with suppliers/contractors (as available on www.bhel.com).

The bidders have to necessarily submit the online sealed bid less than or equal to their envelope sealed price bid already submitted to BHEL along with the offer. The envelope sealed price bid of successful L-1 bidder in RA, if conducted, shall also be opened after RA & the order will be placed on lower of the two bids (RA closing price & envelope sealed price) thus obtained. The bidder having submitted this offer specifically agrees to this condition & undertakes to execute the contract on thus awarded rates.

If it is found that L-1 bidder has quoted higher in online sealed bid in comparison to envelope sealed bid for any item, the bidder will be issued a warning letter to this effect. However, if the same bidder again defaults on this count in any subsequent tender in the unit, it will be consider as fraud & will invite action by BHEL as per the extent guidelines for suspension of business dealings with the suppliers/contractors (as available on www.bhel.com).

As a reminder to bidders, system will flash the following message (in RED color) during the course of 'online sealed bid':

"Bidders to submit online sealed bid less than or equal to their envelope sealed bid already submitted to BHEL"

ANNEXURE-XII

FORMAT FOR NO DEVIATION CERTIFICATE

(To be submitted in the bidder's letter head)

TO
BHARAT HEAVY ELECTRICALS LIMITED,
Electroporcelains Division
Prof. CNR Rao Circle,
Malleshwaram Bangalore – 560012

Sub :	No deviation certificate
Job :	----
Ref :	Your enquiry No -
	All the pertinent issues till date.

Dear Sirs,

With reference to above, this is to confirm that we have not changed/ modified the tender documents as appeared in the website/ issued by you and in case of such observance at any stage, it shall be treated as null and void.

We hereby confirm that we have not taken any deviation from tender clauses together with other references as enumerated in the above referred NIT. We hereby confirm our unqualified acceptance to all terms &conditions, unqualified compliance to technical specification, integrity pact (if applicable) and acceptance to reverse auctioning process.

In the event of observance of any deviation in any part of our offer at a later date whether implicit or explicit, the deviations shall stand null &void.

We confirm to have submitted offer in accordance with tender instructions and as per aforesaid references.
Thanking you,

Yours faithfully,
(Signature, date & seal of authorized representative of the bidder)

ANNEXURE-XIII

DECLARATION BY AUTHORISED SIGNATORY OF BIDDER

(To be typed and submitted in the Letter Head of the Company/Firm of Bidder)

To,
(Write Name & Address of Officer of BHEL inviting the Tender)

Dear Sir,

Sub : Declaration by Authorised Signatory

Ref : 1) NIT/Tender Specification No: .....
2) All other pertinent issues till date

I /We, hereby certify that all the information and data furnished by me with regard to the above Tender Specification are true and complete to the best of my knowledge. I have gone through the specifications, conditions, stipulations and all other pertinent issues till date, and agree to comply with the requirements and Intent of the specification.

I further certify that I am authorised to represent on behalf of my Company/Firm for the above mentioned tender and a valid Power of Attorney to this effect is also enclosed.

Yours faithfully,

(Signature, Date & Seal of Authorized
Signatory of the Bidder)

Date:

Enclosed : Power of Attorney

ANNEXURE-XIV

POWER OF ATTORNEY for SUBMISSION OF TENDER/SIGNING CONTRACT

AGREEMENT

(To be typed on non judicial Stamp Papers of appropriate value as applicable and Notarised)

KNOW ALL MEN BY THESE PRESENTS, that I/We do hereby make, nominate, constitute and appoint Mr , whose signature given below herewith to be true and lawful Attorney of M/s_____ hereinafter called 'Company', for submitting Tender/entering into Contract and inter alia, sign, execute all papers and to do necessary lawful acts on behalf of Company with M/s Bharat Heavy Electricals Ltd, Electroporcelains Division, Bangalore in connection with vide Tender Specification
No dated

And the Company do hereby agree to ratify and confirm all acts, deeds, things or proceedings as may be lawfully done by the said attorney and by or on behalf of the company and in the name of the company, by virtue of the powers conferred herein and the same shall be binding on the company and shall have full force and effect.

IN WITNESS WHEREOF the common seal of the company has been hereunto affixed in the manner hereinafter appearing on the document.

Dated at _____ , this _____ day of _____

Director/CMD/Partner/Proprietor

Signature of Mr (Attorney)

Attested by:
Director/CMD/Partner/Proprietor
Witness

Notary Public

ANNEXURE-XVI

INDEMNITY BOND

(To be executed on a Non Judicial Stamp Paper of the requisite value as per Stamp Duty prevalent in the respective State)

This Indemnity Bond executed by <name of company> having their Registered Office at <xxxxxxxxxxx> in favour of M/s Bharat Heavy Electricals Limited, a Company incorporated under the Companies Act, 1956, having its Registered Office at BHEL House, Siri Fort, Asiad, New Delhi - 110049 through its Unit at Electroporcelains Division , Bangalore (Hereinafter referred to as the Company).
And whereas the Company has entered into a Contract with M/s xxxxxxxxx, the executants of this Deed (hereinafter referred to as the Contractor) as its contractor in respect of the work of "xxxxxxxxxxxxxxxxxxxxxxxxxx".

AND WHEREAS under the provisions of GCC further stipulates that the Contractor shall indemnify the Company against all claims of whatever nature arising during the course of execution of Contract including defects liability period of <xx Months > i.e till <xx xx xxxx>

Now this deed witness that in case the Company is made liable by any Authority including Court to pay any claim or compensation etc. in respect of all labourers or other matters at any stage under or relating to the Contract with the Contractor, the Contractor hereby covenants and agrees with the Company that they shall indemnify and reimburse the Company to the extent of such payments and for any fee, including litigation charges, lawyers' fees, etc, penalty or damages claimed against the Company by reason of the Contractor falling to comply with Central/States Laws, Rules etc, or his failure to comply with Contract (including all expenses and charges incurred by the Company).

The Contractor further indemnifies the Company for the amount which the Company may be liable to pay by way of penalty for not making deductions from the Bills of the Contractor towards such amount and depositing the same in the Government Treasury.

The Contractor further agree that the Company shall be entitled to with hold and adjust the Security Deposit and/or with hold and adjust payment of Bills of Contractor pertaining to this Contract against any payment which the Company has made or is required to make for which the Contractor is liable under the Contract and that such amount can be withheld, adjusted by the Company till satisfactory and final settlement of all pending matters and the Contractor hereby gives his consent for the same.

The Contractor further agrees that the terms of indemnity shall survive the termination or completion of this contract.

The contractor further agrees that the liability of the contractor shall be extended on actual basis notwithstanding the limitations of liability clause, in respect of:

1. breach of terms of contract by the contractor
2. breach of laws by the contractor
3. breach of Intellectual property rights by the contractor
4. breach of confidentiality by the contractor

Nothing contained in this deed, shall be construed as absolving or limiting the liability of the Contractor under said Contract between the Company and the Contractor. That this Indemnity Bond is irrevocable and the condition of the bond is that the Contractor shall duly and punctually comply with the terms and the conditions of this deed and contractual provisions to the satisfaction of the Company.

In witness where of M/s xxxxxxxxxxxxx these presents on the day, month and year first, above written at xxxxxxxx by the hand of its signatory Mr. xxxxxxxxxxx.

Signed for and on behalf of
M/s
xxxxxxxxxxxxxxx

Witness:

ANNEXURE-XVII

Annexure- A

CONSORTIUM AGREEMENT

(To be executed on Rs. 50/- Non - Judicial Stamp Paper)

THIS AGREEMENT is made and executed on ____ day of _____ by and between (1) M/s. _____, represented by Shri_____, designated as _____, having its registered office at _____ , (The First Party, i.e, the Bidder) Company incorporated under the Company's Act 1956 having its registered office at _____ (hereinafter referred to as the "Bidder" which expression shall include its successors, administrators, executors and permitted assigns) and (2) M/s. _____, (The Second Party, i.e, the associates), a company incorporated under _____(Company act), having its registered office at _____ (hereinafter called the "Associates", which expression shall include its successors, administrators, executors and permitted assigns).

WHEREAS, the Electroporcelains Division, one of the Units of M/s. Bharat Heavy Electricals, having its office at Prof. CNR Rao Circle, Opp. Indian Institute of Science, Malleswaram, Bangalore-560 012, A Government of India Undertaking (hereinafter called the "Employer", " which expression shall include its successors, administrators, executors and permitted assigns), proposes to issue / issued a Notice Inviting Tender (hereinafter referred to as NIT), inviting bids from the individual bidders for undertaking the work of "_____(Package name) for _____(Project name) at _____(site location) (hereinafter referred to as the "Project") being set up by M/s. _____ (hereinafter referred to as the " Owner").

AND WHEREAS, the said NIT enables submission of a bid by a Party subject to fulfilment of the stipulations pre-qualification criteria specified in the said NIT.

AND WHEREAS, the Bidder desirous of submitting bid in response to the said NIT for the said Project, and by itself is not meeting all the qualifying the Pre-qualification Criteria specified in the said NIT and in order to fully meet the qualifying requirements of NIT, the Bidder entered into this Consortium Agreement with the Associates.

AND WHEREAS the Bidder and the Associates are contractors engaged in the business of carrying out various items of works. WHEREAS, the two parties have agreed to and constitute themselves into a consortium for the purpose of carrying out the said works relating to this Project, and that the consortium will be continued till the completion of the works in all respects including the performance guarantee period as may be specified in the NIT or Purchase Order/Work Order.

AND WHEREAS, with this consortium Agreement, the Bidder and Associates together meets all the pre-qualification criteria as mentioned in the NIT.

WHEREAS, the parties have agreed to certain terms and conditions which forms a part of this consortium agreement, as mentioned hereinbelow :

NOW therefore, this agreement witnesseth as follows :

1. The Bidder and Associates hereby constitute themselves into a Consortium for the purpose of submitting a Bid and undertaking the said works pursuant to the said NIT as hereinafter stated.

2. The Bidder will be the leader (Lead Partner) and will be responsible for the execution of the entire scope of works and its complete functioning as stated in the NIT.

3. The Bidder shall undertake the entire scope of work as detailed in the NIT jointly with the Associates.

4. The Associates shall undertake their part of work as detailed in the NIT jointly with the Bidder.
5. The Bidder and the Associates hereby declare and confirm that each of them jointly and severally will fulfil the required minimum qualifying requirements as prescribed in the said NIT for the works agreed to be undertaken by them as stated herein above.

6. The Bidder and the Associates also hereby agree that both of them shall be jointly and severally responsible for the completion of the said works as per the schedule. Further, if the Employer and or the Owner sustains any loss or damage on account of non-performance or any breach of contract, both the Bidder and Associates, as a consortium partners, individually and severally undertake to compensate and pay such losses / damages so caused to the Employer and or the Owner on its written demand without any demur, reservation, contest or protest in any manner whatsoever.

7. AND WHEREAS, the Bidder and the Associates, do hereby undertakes to indemnify both the Employer and the Owner to make good any losses/damages sustained by them due to the negligence or any acts of Bidder and or the Associates which results in loss / damages to the Employer / Owner.

8. AND WHEREAS Bidder and the Associates hereby agree that in case of any dispute arising in and out of this consortium agreement shall be dealt in accordance with the provisions of Indian Arbitration and Conciliation Act, 1996 and the place of Arbitration will be at India and the language of Arbitration will be English.

9. AND WHEREAS both the Bidder and the Associates hereby agree and undertake that they shall provide adequate finances, suitable Tools, Plants, equipments, tranctors, trailers, other transportation equipment, other Tools and Plants, Measuring and Monitoring Equipments (MMEs), Men and Machinery etc., for the proper and effective execution of the works to be undertaken by them as specified herein above.

10. AND WHEREAS, it was agreed to interse, between the parties hereto that all the consequential liabilities ec., arising out of any default in the due execution of the said works shall be borne by the consortium leader and or party in default, that is by party in whose area of works default has occurred, provided however, so far as the Employer is concerned, both The bidder and the Associates shall be jointly and severally liable irrespective of their scope of work.

IN WITNESS WHEREOF, the parties above named have signed this agreement on the day month and year first above written at Faridabad.

For and on Behalf of The Bidder

AUTHORISED SIGNATORY ::

OFFICIAL ADDRESS :

COMPANY SEAL

WITNESSES :
1.

2.

For and on Behalf of the Associates

AUTHORISED SIGNATORY ::

OFFICIAL ADDRESS :

COMPANY SEAL

WITNESSES :
1

2

ANNEXURE XVIII

Vendor Particulars & Logistics Information

Vendor's particulars & logistics information (Bidder to give details against each of the provisions)

1. Name of the vendor's executive to deal with this tender / project:-

2. E-mail address of the contact person

3. Telephone no. of the contact person

4. Name of location from where the goods shall be offered for inspection and dispatch

5. Additional logistics information for Imports

6. Bid currency

7. Name of the load port where the goods are offered for Delivery on FOB terms

8. Name of Airport in the country of dispatch for FCA delivery terms

9. Additional freight over FOB price, for delivery on CFR named port in the country of destination, if the Seller decides to bid on CFR / CIF / CPT basis

10. Numbers, Type & size of containers estimated for delivery of Tendered quantity (Applicable where the goods are to be sent in containers)

11. No. of Packages with cumulative gross weight and CBM volume (Applicable for break-bulk shipment)

12. Additional FOB cost for loading the cargo on-board in case of EX-Works or FAS delivery terms

13. Approx. distance in km. from Vendor's works to Port of loading

a Sea port

b Air port

ANNEXURE XIX

NON DISCLOSURE AGREEMENT

I, _____, on behalf of the _____ (Name of Company), acknowledge that the information received or generated, directly or indirectly, while working with BHEL, EPD on contract is confidential and that the nature of the business of the BHEL, EPD is such that the following conditions are reasonable, and therefore:

I warrant and agree as follows:

I, or any other personnel employed or engaged by our company, agree not to disclose, directly or indirectly, any information related to the BHEL, EPD Without restricting the generality of the foregoing, it is agreed that we will not disclose such information consisting but not necessarily limited to:

- Technical information: Methods, drawings, processes, formulae, compositions, systems, techniques, inventions, computer programs/data/configuration and research projects.

- Business information: Customer lists, project schedules, pricing data, estimates, financial or marketing data,

On conclusion of contract, I, or any other personnel employed or engaged by our company shall return to BHEL, EPD all documents and property of BHEL, EPD, including: drawings, blueprints, reports, manuals, computer programs/data/configuration, and all other materials and all copies thereof relating in any way to BHEL, EPD's business, or in any way obtained by me during the course of contract. I further agree that I, or any others employed or engaged by our company shall not retain copies, notes or abstracts of the foregoing.

This obligation of confidence shall continue after the conclusion of the contract also.

I acknowledge that the aforesaid restrictions are necessary and fundamental to the business of the BHEL, EPD and are reasonable given the nature of the business carried on by the BHEL, EPD I agree that this agreement shall be governed by and construed in accordance with the laws of country.

I enter into this agreement totally voluntarily, with full knowledge of its meaning, and without duress.

Place:-_____ Date:-_____

Name

Company

Signature