FIRST ANGLE PROJECTION

(ALL DIMENSIONS ARE IN mm)

DRG. NO 0-381-01-01306

SH. 01 OF 01

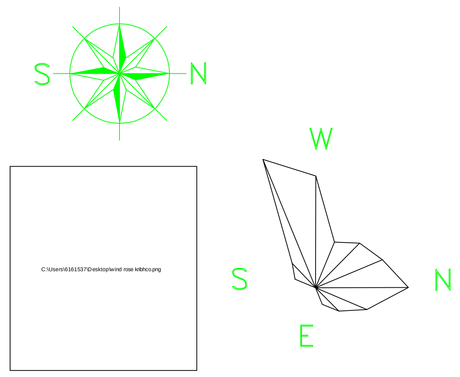


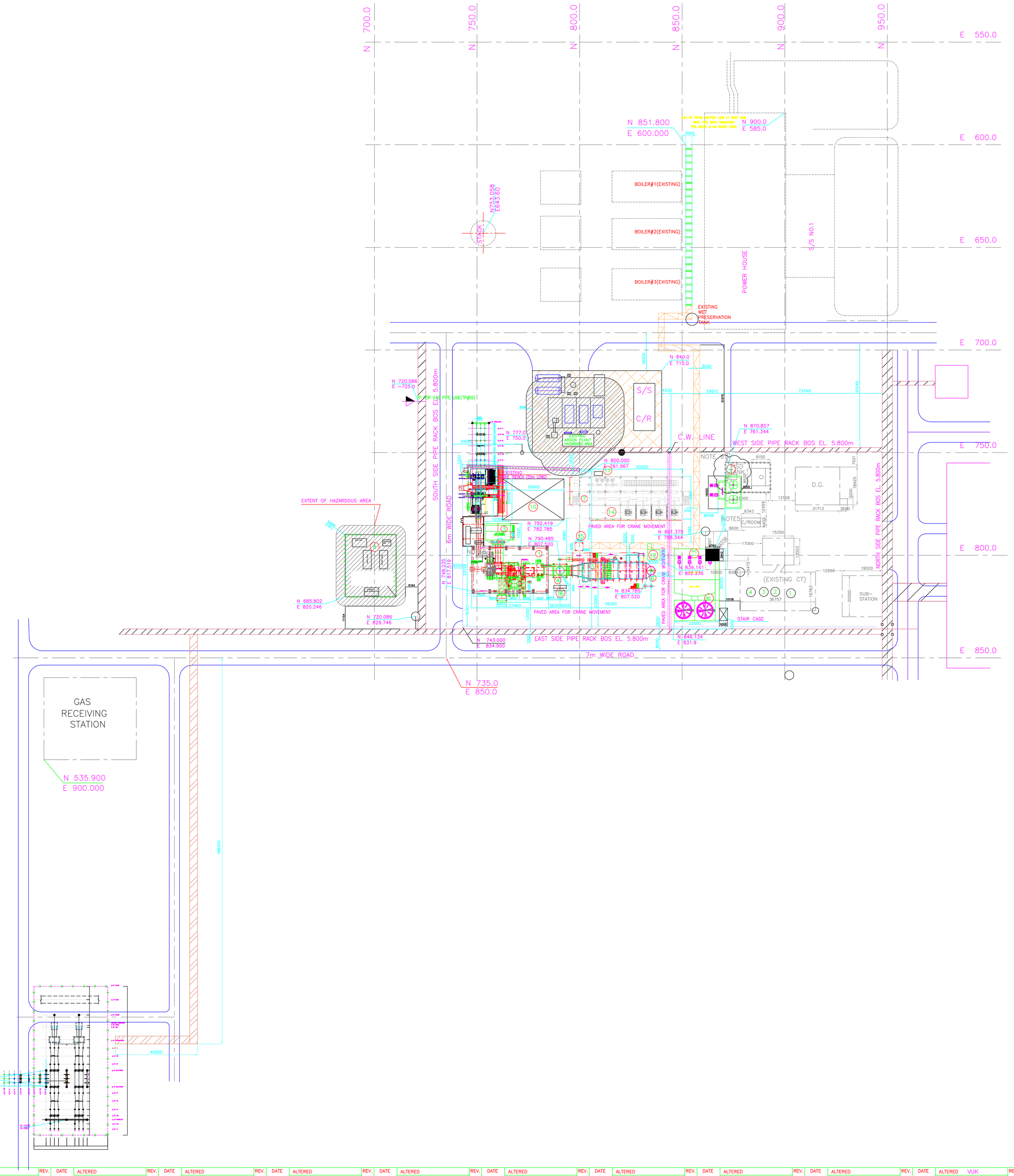


## EQUIPMENT LIST

| SL.NO. | DESCRIPTION | QTY | SIZE |
|---|---|---|---|
| 1 | GAS TURBINE HALL | 01 | 35.8m x 21.5m |
| 2 | GAS TURBINE GENERATOR | 01 | 25m x 6.5m |
| 3 | INLET AIR FILTER | 01 | 9.3m x 5.4m |
| 4 | BY-PASS STACK | 01 | 43.9m |
| 5 | HRSG | 01 | 48.5m x 17.5m |
| 6 | HRSG STACK | 01 | 45.3m |
| 7 | CABLE CELLAR & CONTROL ROOM | 01 | 55m x 19.5m |
| 8 | COOLING TOWER BASIN,CHANNEL & PUMP SUMP | 01 | 20m x 20m |
| 9 | AREA FOR GCS | 01 | 30m x 25m |
| 10 | SPACE FOR CHILLER FOR GAS TURBINE | 01 | 30m x 20m |
| 11 | FRP COOLING TOWER | 01 | 16m x 10m |
| 12 | SWAS-ROOM | 01 | 8m x 9m |
| 13 | CT-PUMPS HOUSE | 01 | 20m x 15m |
| 14 | VENTILATION ROOM | 01 | 14.8m x 6.5m |
| 15 | HRSG BLOWDOWN COLLECTING PIT | 01 | 4m x 4m |
| 16 | WATER WASH SKID AREA | 01 | 6.1m x 2.6m |
| 17 | DELUGE VALVE HOUSING FOR CABLE CELLAR | 01 | 4m x 2m |
| 18 | DELUGE VALVE HOUSING FOR GTG TRANSFORMER | 01 | 2m x 2m |

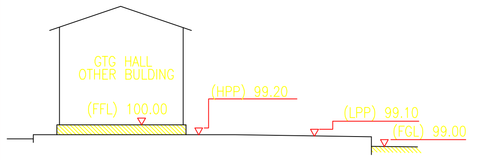


**LEGEND:**

FFL: FINISHED FLOOR LEVEL
HPP: HIGHEST PAVED POINT AND CRANE MOVEMENT AREA LEVEL
LPP: LOWEST PAVED POINT
FGL: FINISHED GROUND LEVEL

## NOTES:

1. ALL CO-ORDINATES ARE IN METERS
2. FGL EL 99.00 CORRESPONDS TO SITE RL 6.00m.
3. EXISTING CW LINES TO BE RE-ROUTED BY CUSTOMER TO FACILITATE NEW SWGR/CONTROL ROOM FOUNDATIONS.
4. ALL COORDINATES ARE DERIVED FROM THE REFERENCE CORDINATE OF S.E CORDINATE OF ROAD WHICH IS TAKEN AS N :735.0 & E:850.0
5. THE EXISTING CHLORINATOR ROOM SHALL BE DEMOLISHED BY CUSTOMER, SUITABLY TO ACCOMIDATE THE CW PUMP SHED
6. THE EXISTING HSD UNLOADING PUMP,ALONG WITH PIPING IN TANK FARM AREA SHALL BE RELOCATED BY CUSTOMER TO ACCOMMODATE FRP CT AREA
7. THE PIPE RACK AREA IN EXISTING BOILER AREA TO BE REVIEWED BY KRIBHCO.
8. PHASE TO PHASE DIMENSIONS OF IPB SHALL BE BETWEEN 1000-1250 MM,THIS SHALL BE FINALIZED BASED ON VENDOR .

NEW PIPE TRESTLE IN BOILER AREA
NEW PIPE RACK
EXISTING PIPE RACK / CABLE RACK
EXISTING CABLE TRENCH
EXISTING CABLE RACK

TYPE OF PRODUCT OR NAME OF CUSTOMER/PROJECT: CPP REVAMP PROJECT, KRIBHCO, HAZIRA

BHARAT HEAVY ELECTRICALS LTD. HYDERABAD

| | NAME | SIGN. | DATE | NO.OF VAR. |
|---|---|---|---|---|
| DRN. | RASSI | | 19.11.11 | |
| CHD. | RS | | 19.11.11 | |
| APPD. | K.S./VVSS | | 19.11.11 | |

| REV. | DATE | ALTERED | CHD/APPD |
|---|---|---|---|
| 03 | 10.01.12 | REVISED AS PER M/s KRIBHCO INPUT ON 22.12.2011 & MEETING AT BHEL ON 09/01/2012 | VUK/VVSS |
| 02 | 23.12.11 | REVISED AS PER M/s KRIBHCO COMMENTS ON 14.12.2011 | VUK/VVSS |
| 01 | 13.12.11 | REVISED AS PER M/s KRIBHCO COMMENTS ON 13.12.2011 | J.C.S/VUK/VVSS |

DEPT. PE&SD | CODE 450 | UNTOL. DIMS. GR. -6/M/F- | SCALE 1:750 | WEIGHT (KG) N.A | REF. TO ASSY. DRG. -N.A.- | ITEM NO. -N.A.- | NO.OF ITEMS -N.A.-

TITLE: PLOT PLAN

CARD CODE N.A. | DRAWING NO. 0-381-01-01306 | REV. 03 | SHT. No 01 | NO. OF SHT. 01

JCS

INVENTORY NO | SIGN. AND DATE | REF. DRG. NO. | COMPUTER FILE NAME: 0381010306-SOP-R01.DWG

GENERAL DIMENSIONAL LIMITS,FITS & TOLERANCES AS PER HY0230261

THE INFORMATION ON THIS DOCUMENT IS THE PROPERTY OF BHARAT HEAVY ELECTRICALS LIMITED. IT MUST NOT BE USED DIRECTLY OR INDIRECTLY IN ANY WAY DETRIMENTAL TO THE INTEREST OF THE COMPANY