

TENDER DETAILS

<i>ENQUIRY No.</i>	1402200003	<i>ENQUIRY DATE</i>	12.03.2022
<i>DESCRIPTION</i>	Supply of 20MnMoNi55 Forgings	<i>DUE DATE</i>	09.04.2022

Item Sl. No.	Description	Material Code	Unit	Quantity	Delivery
10	HANDHOLE NOZZLE (FORGING)+FTC As per Drg. No. 3-93-172-05564 Rev.00 spec : 20MnMoNi55	D16730201001	Nos.	34	01.08.2022
20	PDHRS NOZZLE (FORGING) + FTC As per Drg.No. 3-93-172-05565 Rev.00 spec : 20MnMoNi55	D16730201002	Nos.	10	01.08.2022
30	FEED WATER NOZZLE + FTC As per Drg.No. 2-93-172-05369 Rev.00 spec : 20MnMoNi55	D16730201003	Nos.	18	01.08.2022
40	STEAM OUTLET NOZZLE (FORGING) + FTC As per Drg.No. 3-93-172-05568 Rev.00 spec : 20MnMoNi55	D16730201004	Nos.	9	01.08.2022
50	SECONDARY MANHOLE NOZZLE (FORGING)+FTC As per Drg.No. 2-93-172-05372 Rev.00 spec : 20MnMoNi55	D16730201005	Nos.	9	01.08.2022
60	HANDHOLE NOZZLE (FORGING)+FTC As per Drg. No. 3-93-172-05564 Rev.00 spec : 20MnMoNi55	D16730201001	Nos.	16	01.06.2023
70	PDHRS NOZZLE (FORGING) + FTC As per Drg.No. 3-93-172-05565 Rev.00 spec : 20MnMoNi55	D16730201002	Nos.	4	01.06.2023
80	FEED WATER NOZZLE + FTC As per Drg.No. 2-93-172-05369 Rev.00 spec : 20MnMoNi55	D16730201003	Nos.	8	01.06.2023

90	STEAM OUTLET NOZZLE (FORGING) + FTC As per Drg.No. 3-93-172-05568 Rev.00 spec : 20MnMoNi55	D16730201004	Nos.	4	01.06.2023
100	SECONDARY MANHOLE NOZZLE (FORGING)+FTC As per Drg.No. 2-93-172-05372 Rev.00 spec : 20MnMoNi55	D16730201005	Nos.	4	01.06.2023

ATTACHMENTS:

Annexure A - Enquiry Terms and Conditions

Special Condition Annexure A

Annexure C - Vendor details

"LD clause has to be confirmed without fail."

The bidder along with its associate / collaborators / sub-contractors / sub-vendors / consultants /service providers shall strictly adhere to BHEL fraud prevention policy displayed on BHEL website <http://www.bhel.com> and shall immediately bring to the notice of BHEL Management about any fraud or suspected fraud as soon as it comes to their notice.

BHARAT HEAVY ELECTRICALS LIMITED
MM / RM / PURCHASE / C&F
BHEL / TRICHY-620 014.

ANNEXURE-A Rev 01
ENQ.No.1402200003

Dt.05-03-2022

Enquiry Terms & Conditions for Supply of 20MnMoNi55 Forgings

Note: This Annexure has to be mandatorily filled & signed by the manufacturer (or) mill and submitted along with Technical bid.

Any deviation to the below mentioned terms shall be stated specifically in the comments column for each term and also in case of acceptance to our terms, it will be construed that the whole term is understood and agreed in totality without any deviation. (If otherwise mentioned).

Sl No	BHEL Requirements	Supplier Comments
01	<p><u>Material specification:</u> Supply of 20MnMoNi55 Forgings shall be made strictly as per NPCIL Specification PC-M-960 Rev.01, Drawings, Generic Quality Plan and Special Condition Annexure A as mentioned in the enquiry.</p>	
02	<p><u>Specification, Size & Quantity:</u></p> <p>a) All the 20MnMoNi55 Forgings are to be supplied fully meeting the NPCIL Specification PC-M-960 Rev.01, Drawings, Generic Quality Plan and Special Condition Annexure A. If there is any deviation, the same should be mentioned clearly in the offer itself.</p> <p>b) Quantity of the Forgings shall be supplied as per tendered quantity.</p> <p>c) Offer will be evaluated on package basis only.</p> <p>d) Inspection agency for Indigenous suppliers – BHEL & NPCIL.</p> <p>e) Inspection agency for import suppliers - BHEL & NPCIL or NPCIL appointed third party inspection (TPI) agency.</p> <p>f) Point wise confirmation for Special Condition Annexure A (Pre-Qualification Criteria), Technical Specification PC-M-960 Rev.01 and manufacturing facility details are to be mandatorily filled & signed by the bidder and to be uploaded in NIC portal (https://eprocurebhel.co.in) along with Technical Bid (Part 1 bid).</p>	
03	<p><u>Offer Submission:</u></p> <p>a) This Tender is hosted in EPS portal & offer to be submitted through EPS portal only. You are requested to submit your 2 parts offer before due date & time of the enquiry through NIC (https://eprocurebhel.co.in) only.</p> <p>b) Offer is to be submitted in TWO part bids system (Technical bid + Price bid) in the E-Procurement NIC PORTAL (https://eprocurebhel.co.in) ONLY.</p> <p>c) Scanned copy of the filled Annexure-A, Tender documents etc., shall be uploaded in the EPS portal.</p> <p>d) At its option, BHEL may consider extending the due date/s for the tender openings. Sufficient notice would be given by BHEL for such extensions and it will be published as corrigendum in following websites, https://eprocurebhel.co.in http://www.bhel.com/tender/</p> <p>e) Acceptance of offer will be subject to existing customer approval.</p> <p>f) Import Suppliers shall indicate the quoted currency.</p>	
04	<p><u>Reverse Auction</u></p> <p>BHEL shall be resorting to Reverse Auction (RA) (Guidelines as available on www.bhel.com) for this tender. RA shall be conducted among the techno-commercially qualified bidders. Price bids of all techno-commercially qualified bidders shall be opened and same shall be considered for RA. In case any bidder(s) do(es) not participate in online Reverse Auction, their sealed envelope price bid along with applicable loading, if any, shall be considered for ranking.</p>	

05	<p>Authorization for participation in EPS portal through DSC: E-Tender. Participation requirements:</p> <p>Either Principal or authorized agent shall register their Digital Signature Certificate (DSC) (Class 3- SHA2- 2048 BIT- SIGNING & ENCRYPTION). Suppliers are advised to go through the FAQ available in the web portal (https://eprocurebhel.co.in). DSC shall be registered for the authorized person and all transaction done using that DSC against our tenders shall be taken as valid communication and shall be binding on principal/agent and is valid legally.</p> <p>For foreign Principal In case of Principal (being foreigner), they may apply for DSC through Indian embassy at their country and can register with us for participating in E-tenders. Details of the applicable procedure is available in the webpage http://www.cca.gov.in/cca/.</p> <p>For Indian agent In case of agents participating/registering their DSC (of authorized person), it will be at the sole authorization of principal to their agents to participate on their behalf and all transactions done using that DSC against our tenders shall be known as valid communication and shall binding on principal and is legally valid.</p>	
06	<p>Validity: The offers shall be kept open for acceptance for 120 days from the date of Tender opening. Once the tenders are submitted, rates cannot be changed on any grounds.</p>	
07	<p>Delivery: The offer shall clearly indicate delivery period in fixed number of weeks/Months from the date of Purchase Order.</p>	
08	<p>Goods and Service Tax (GST) Indigenous suppliers:</p> <ul style="list-style-type: none"> • Response to Tenders for Indigenous supplier will be entertained only if the vendor has a valid GST registration No (GSTIN) which should be clearly mentioned in the offer. If the dealer is exempted from GST registration, a declaration with due supporting documents need to be furnished for considering the offer. Dealers under composition scheme should declare that he is a composition dealer supported by the screen shot taken from GST portal. The dealer has to submit necessary documents if there is any change in status under GST. • Supplier shall mention their GSTIN in all their invoices (incl. credit Notes, Debit Notes) and invoices shall be in the format as specified/prescribed under GST laws. Invoices shall necessarily contain Invoice number (in case of multiple numbering system is being followed for billing like SAP invoice no, commercial invoice no etc., then the Invoice No. which is linked/uploaded in GSTN network shall be clearly indicated), Billed to party (with GSTIN) & Shipped to party details, item description as per PO, Quantity, Rate, Value, applicable taxes with nomenclature (like IGST, SGST, CGST & UTGST) separately, HSN/ SAC Code, Place of Supply etc. • All invoices shall bear the HSN Code for each item separately (Harmonized System of Nomenclature)/ SAC code (Services Accounting Code). • Invoices will be processed only upon completion of statutory requirement and further subject to following: <ul style="list-style-type: none"> o Vendor declaring such invoice in Form GST ANX-1 o Receipt of Goods or Services and Tax invoice by BHEL • As the continuous uploading of tax invoices in GSTN portal (in GST ANX-1) is available for all (i.e. both Small & Large) tax payers under proposed new GST Return System, all invoices raised on BHEL may be uploaded immediately in GST portal on despatch of material /rendering of services. The supplier shall ensure availability of Invoice in GST portal before submission of invoice to BHEL. Invoices will be admitted by BHEL only if the invoices are available in GSTN portal (in BHEL's GST ANX-2). • In case of discrepancy in the data uploaded by the supplier in the GSTN portal or in case of any shortages or rejection in the supply, then BHEL will not be able to avail the tax credit and will notify the supplier of the same. Supplier has to rectify the data discrepancy in the GSTN portal or issue credit note or debit note (details also to be uploaded in GSTN portal) for the shortages or rejections in the supplies or additional claims, within the calendar month informed by BHEL. • In cases where invoice details have been uploaded by the vendor but failed to remit the GST amount to GST Department (Form PMT-08 or Form GST RET-01 to be submitted) within stipulated time, then GST paid on the invoices pertaining to the month for which GST return not filed by the vendor will be recovered from the vendor along with the applicable interest (currently 24% p.a) and all subsequent bills of the vendor will not be processed till filing of the GST return by the vendor • In case GST credit is denied to BHEL due to non-receipt or delayed receipt of goods and/ or tax invoice or expiry of timeline prescribed in GST law for availing such ITC, or any other reasons not attributable to BHEL, GST amount claimed in the invoice shall be disallowed to the vendor. 	

	<ul style="list-style-type: none"> Where any GST liability arising on BHEL under Reverse Charge (RCM), the vendor has to submit the invoices to BHEL well within the timeline prescribed in GST Law, to enable BHEL to discharge the GST liability. If there is a delay in submission of invoice by the vendor resulting in delayed payment of GST by BHEL along with Interest, then such Interest payable or paid shall be recovered from the vendor. Under GST regime, BHEL has to discharge GST liability on LD recovered from suppliers/contracts. Hence applicable GST shall also be recoverable from suppliers/contractors on LD amount. For this Tax Invoice will be issued by BHEL indicating the respective supply invoice number. GST TDS will be deducted as per Section 51 of CGST Act 2017 and in line with Notification 50/2018 – Central Tax dated 13.09.2018. GST TDS certificate which will be generated in GST portal subsequent to vendor accepting the TDS deduction in the GST portal, will be issued to the vendor. GST CREDIT: Suppliers are advised to get registered to GSTN portal. Tenderer under "GST credit" shall be preferred. <p>Import Suppliers: Supplier shall mention the HSN code of each item quoted by them in the offer. The HSN shall be mentioned in the Invoice also for each item without fail.</p> <p>Since GST is implemented, the taxes & duties will prevail as per the government notification/ guidelines. Our Provisional GST registration no. is 33AAACB4146P2ZL. However, it will be mandatory to confirm from BHEL for this mentioned GST no. Suppliers may quote their GST no with valid proof in the quotation. Also before quoting of tender it is suggested to consider all the factors in line with GST guidelines for input tax credit to arrive ranking of quoted suppliers.</p>	
09	<p><u>Indigenous vendors – Terms of delivery:</u></p> <ul style="list-style-type: none"> Bidders should submit their offer on FOR Destination -BHEL Stores, Trichy basis. The quote should be inclusive of all charges, including testing, packing & forwarding, inspection, Insurance etc. (Ex-Works offers will not be considered). The soft copies of the Invoice, LR copy & Test certificates shall be forwarded to BHEL immediately after dispatch. 	
10	<p><u>IMPORT Vendors - Terms of Delivery:</u></p> <ol style="list-style-type: none"> Import vendors to submit offers on CFR (Cost & Freight), Chennai port (LILO – Liner in Liner Out) basis. Port of loading should be indicated without fail. Port of discharge should be Chennai. The preferred shipment mode "Containerized Cargo or Break Bulk" shall be specified clearly in the offer. <p><u>FOR CFR INCO TERMS – CONTAINERIZED CARGO</u></p> <ol style="list-style-type: none"> For CFR terms, moved through CONTAINERS (Suppliers should clearly specify this in their offer) it would be presumed by BHEL that the freight charges quoted is on LILO (LINER IN LINER OUT) basis including extra charges, if any, like Container Imbalance Charges, Trade Imbalance charges or any other charges payable to the Liner. No other charges other than the quoted Freight rate will be paid by BHEL excepting applicable Terminal Handling Charges, Container cleaning Charges, DO charges to Shipping Liner at Discharge Port. 14 FREE DAYS FOR Container detention shall be provided. In case of shipment through Containers on CFR basis, the BL should bear the endorsement that "14 free days for Container Detention is applicable". <p><u>BREAKBULK CARGO:</u></p> <ol style="list-style-type: none"> For CFR terms, moved through BREAK BULK BASIS (Suppliers should clearly specify this in their offer) it would be presumed by BHEL that the freight charges quoted is on LILO (LINER IN LINER OUT) basis. The materials will be Custom cleared from Port itself. <p><u>INFORMATION TO IMPORT SUPPLIERS:</u></p> <ol style="list-style-type: none"> Indian Customs imposed a penalty on late filing of Bill of Entries (Air/Sea Shipments) by the importer. Bill of Entry is Required to be Filed Latest by the End of Day Preceding the Day (including Holidays) of Arrival of the Vessel for sea shipments and by the end of same day on arrival of air shipment. Penalty for not filing Bill of Entry within the specified time period is Rs.5000/- per day (for Initial 03 days) & Rs.10000/- per day (thereafter). The vendor should furnish the Non-Negotiable Documents (Air Way Bill/Bill of Lading, Commercial Invoice, Packing List, and Certificate of Origin) either by email or post/courier to BHEL well before the landing of cargo at final port of discharge. Vendor will be held responsible for the penalty arises against the late filing of Bill Of entry due to: <ul style="list-style-type: none"> Non availability of Non-Negotiable Documents (NNDs) before the cargo arrival Discrepancy in documents 	

	<p style="text-align: center;">Short landing of Consignments (For shipments on CFR/CPT/CIF/CIP – Chennai Port)</p> <p>d) All the shipments for the contracts (POs) finalized on CFR -Chennai Port basis</p> <p>(i) Delivery Orders involving multiple agencies like liners/freight forwarders are not allowed. There must be a single agency office at the final discharge Port (Chennai) for issuing the Delivery Order to BHEL.</p> <p>(ii) The detention/demurrage charges arising due to the nomination of containers under single BL to different/ multiple CFS by the liner will be deducted from Vendor's bills only.</p> <p>(iii) The detention/demurrage charges arise due to the delay in collection of Delivery Orders from multiple agencies of liner/freight forwarder also whose offices are not at available Chennai, the same amount will be deducted from Vendor's bills only.</p> <p>(iv) Apart from the normal charges like Terminal Handling Charges, Container cleaning Charges, Delivery Order Charges at final port of discharge no other charges will be borne by BHEL.</p> <p>(v) The liner/freight forwarders should be properly communicated by the Vendor for not to claim such charges for issuing Delivery Order. If the liner/freight forwarder claims such charges in their invoices, the same amount will be deducted from the Vendor bills without any prior intimation in order to avoid the delay in Customs clearance. The likely additional/hidden costs or charges are:</p> <ol style="list-style-type: none"> a. CIC - Container Imbalance Charges/Surcharges b. EIC - Equipment Imbalance Charge/Surcharges c. CAF - Container/Currency Adjustment Factor d. BAF - Bunker adjustment Factor e. RDS - Rupee Depreciation Surcharge f. CDS - Currency Depreciation Surcharge g. PCS - Port Congestion Surcharge h. LSS - Low Sulphur Surcharge i. Devanning Charges 	
11	<p>Transport Conditions for Import:</p> <p>The Original Documents (Bill of Lading, Invoice, Packing List, Certificate of Origin & Test Certificate) shall reach BHEL well in advance before the vessel arrival. The soft copies of the above shall be forwarded to BHEL immediately after shipment.</p> <ol style="list-style-type: none"> a) 14 FREE DAYS for Container detention at final port of destination shall be provided and the same to be endorsed in the Bill of Lading. If there is no free day or less than 14 free days provided by the supplier, the actual cost incurred towards detention charges due to non-availability of above said free days will be recovered from the supplier Invoice. b) In the event of delayed submission of documents/ non-submission of documents by the supplier as per the mutually agreed terms, an amount up to 5% of the invoice value will be retained towards detention/ demurrage & other charges and the difference if any between actual charges and recovery will be settled separately through supplementary invoice. c) In such cases, the Supplier shall authorize the Steamer / Shipping agent / transporter to freely release the consignment to BHEL by providing a "Surrender Bill of Lading". d) Otherwise, No-objection Certificate shall be issued to the Liner, authorizing BHEL to get the Delivery Order without producing the Original Bill of Lading. e) This is required to ensure avoidance of detention/ demurrage at Chennai Sea-port that may arise in case of delayed presentation of documents by the Seller. 	
12	<p>Acceptance of materials supplied:</p> <ol style="list-style-type: none"> a) The supply shall strictly as per the specifications in the tender /purchase order. b) Delivery of the ordered items as per the delivery terms in the Purchase Order does not automatically constitute acceptance of the delivered items. c) The acceptance or otherwise of the delivered items will be separately communicated to the supplier by BHEL either through B2B portal or through e mail within 120 days' o from the delivery of items or delivery of the required test certificates /other documents whichever is later. d) In case of rejection of the delivered items, either part or full, the vendor shall replace the rejected items as per the specification in the Purchase order/tender at their cost within specified days/months of communication of rejection to the supplier. e) In case of rejection of the delivered items, either part or full, if the supplier fails to replace the rejected items within the specified days/months of communication of the rejection, the same shall be treated as failure to execute the contract and actions as per the Guidelines for Suspension of Business Dealings with Suppliers /Contractors available in the webpage: http://www.bhel.com/vender_registration/vender.php. would be taken against such supplier. 	

13	<p><u>Payment terms:</u></p> <p><u>Indigenous:</u> BHEL Payment term is 100% direct EFT payment after 60 days from the date of receipt and acceptance of materials.</p> <p><u>Import:</u> BHEL Payment term is 100% payment on CAD basis after 60 days from the date of receipt of documents, specified in PO, at BHEL bank. Respective bank charges to respective account.</p> <p>If supplier insists for LC, only Usance LC with 60 days' credit will be opened one month prior to material readiness, further loading @ 1.5% on the offered value will be considered. Hence supplier shall intimate the material readiness accordingly along with MTC copies for opening of L.C. LC validity period will be 90 days and for any extension, applicable charges will be to supplier's account.</p> <p><u>New Suppliers:</u> For new suppliers not registered with BHEL, Trichy for the product, Payment shall be made 60 days after receipt and acceptance of materials. In case of foreign supplier, first lot of mutually agreed quantity shall be supplied with payment as CAD basis after 60 days from the date of receipt & acceptance of material. If insisted for LC, after acceptance of first lot, only Usance LC with 60 days' credit will be opened one month prior to material readiness.</p>	
14	<p><u>Liquidated Damage (Indigenous & Imports):</u></p> <ol style="list-style-type: none"> 1. Time is the essence of the contract. 2. The ordered items shall be delivered as per the delivery period mentioned in the Purchase Order. 3. In case the supplier supplies the ordered items beyond the delivery period specified, Liquidated Damages -LD - as detailed below shall be will be levied from the supplier without prejudice to any other relief /compensation available to BHEL, Tiruchirappalli under any other condition of the contract/applicable legal provisions. 4. LD shall be 0.5% of the undelivered portion per week or part thereof subject to a maximum of 10% of the total order value. 5. Any deviation from the above LD clause, loading will be applied to the extent to which it is not agreed by the bidder (at offered value). <p>Indigenous: For "FOR Delivery terms", Lorry way bill date will be taken for LD calculation for cases where E way bill is not mandatory. Wherever E Way Bill is involved, the date of commencement of movement of vehicle as reflected in E way Bill [the 'Valid from' date in the E way Bill] will be taken for LD calculation.</p> <p>Import: For CFR terms, BL date will be considered for LD calculation.</p>	
15	<p><u>Risk Purchase clause:</u></p> <ol style="list-style-type: none"> a) In the event of any successful Tenderer's failure to fulfil any of the tender / Contract obligations including supply of whole or any part of the ordered items as per Contract / Agreement, BHEL has the right to terminate the contract and purchase from elsewhere ,at the risk and cost of the defaulted supplier, either the whole of the goods or any part which the supplier has failed to deliver or dispatch within the time stipulated in the contract or if the same were not available, the best and nearest available substitute thereof. The supplier shall be liable for the additional expenditure/difference in Cost, if any, including consequential losses which BHEL may sustain by reason of risk purchase in addition to the applicable LD as per the Purchase order/contract. b) The decision of BHEL with regard to the additional expenditure / difference in cost and consequential losses incurred by BHEL shall be final and binding on the supplier. c) The amount recoverable under risk purchase shall be recovered from the defaulted supplier in all or any of the following manners: <ol style="list-style-type: none"> i) from dues available in the form of Bills payable to defaulted supplier, SD, BGs against the same contract. ii) from the dues payable to defaulted supplier against other contracts in the same Region/Unit /any other region/unit iii) In-case recoveries are not possible with any of the above available options, Legal action shall be initiated for recovery against defaulted supplier. 	
16	<p><u>Warranty / Guarantee:</u></p> <p>Supplier to accept guarantee/warranty of "18 months from the date of dispatch or 12 months from the date of commissioning, whichever is earlier".</p>	

	Supplier shall replace defective material free of cost (inclusive of all Testing, Inspection, TPI, Service charges etc.) up to destination within two months from defect notification date.	
17	<u>Non-Disclosure Agreement(NDA):</u> The bidders shall enter into the Non-disclosure agreement totally voluntarily, with full knowledge of its meaning and without duress. (Format attached).	
18	<u>Patent Right</u> The supplier shall, at all times, indemnify and keep indemnified the purchaser, free of cost, against all claims which may arise in respect of goods & services to be provided by the supplier under the contract for infringement of any intellectual property rights or any other right protected by patent, registration of designs or trademarks. In the event of any such claim in respect of alleged breach of patent, registered designs, trademarks etc. being made against the purchaser, the purchaser shall notify the supplier of the same and the supplier shall, at his own expenses take care of the same for settlement without any liability to the purchaser.	
19	PARTICULARS TO BE FURNISHED BY FOREIGN VENDORS FOR EVALUATION OF BIDS WITH CUSTOMS DUTY BENEFIT	VENDOR COMMENTS
	A. Whether PTA/ CEPA or any other agreement/treaty between respective Governments/Countries exists and the same is applicable for your supplies w.r.t this Enquired Items/tender.	YES / NO
	B. If yes, mention the Concessional Customs Duty (Such Duty Benefits)	%
	C. Documentary proof for the applicable Concessional Customs Duty (eg. PTA/ CEPA or other agreement) shall be submitted along with the Part-1 bid.	SUBMITTED/ NOT SUBMITTED
	D. Relevant documents and details to avail the above concessional duty benefits by BHEL shall be submitted by the supplier along with dispatch documents	CONFIRMED/ NOT CONFIRMED
	E. In the event of seller failing to provide appropriate documents along with dispatch documents for purchasers to avail disclosed concessional duty benefits in India, financial loss, so incurred, will be to the seller's account.	CONFIRMED/ NOT CONFIRMED
	Note: Evaluation of the Price bids will be based on the above details only and unless mentioned/furnished by the vendor, Customs Duty benefit will not be applied for evaluation purposes.	
20	<u>Role of Agents</u> a. BHEL strongly discourages the engagement of Agents by foreign principals, to deal with BHEL, in BHEL's tenders. b. In case of foreign suppliers representing through their Indian/foreign agents, agency agreement should be submitted, else offer is liable for rejection. Agency agreement requirements attached as separate file and full compliance to it shall be ensured while submitting the same. c. BHEL, due to business reasons would ban, would have banned Indian agents from dealing with BHEL. Any foreign principal who engages such a banned agent, or an employee of the banned agency, or any other person connected with the banned agency, at any time during the tender proceedings, would be disqualified from the tender proceedings. The decision of BHEL in this regard shall be final and be binding on the OEM. Hence in their own interests, prospective tenderers may check with BHEL. The list of banned firms is available on BHEL website www.bhel.com . Vendors/ principals proposing to deal with BHEL by engaging and through an Indian Agent does so at their own risk. BHEL shall in no way be responsible for any consequences that may arise to the foreign principal on account of the antecedents / actions of their Indian agent.	
21	<u>Agency Commission:</u> a) If overseas principal has any tie-up with any third party/ agents, it should be declared while submitting offers. b) In respect of offers from overseas suppliers, agency commission, if any, payable to their agents in India, shall invariably be shown separately in the Performa invoice and this will be paid by BHEL in India, in Indian rupees, on satisfactory completion of the contract. c) Copies of current agency agreement / authorization letter in respect of agency commission shall be furnished along with offer. d) For calculation of rupee equivalent agency commission, exchange rate as prevailing on the date of order will be taken.	
22	<u>Evaluation Criteria:</u> The Evaluation Currency for this tender shall be "INR". The offers of vendors will be evaluated on total landed cost to BHEL, Trichy. The evaluation process is as detailed below:	

	<p><u>Indigenous:</u> Total Landed cost = FOR Rate in INR (A) + Applicable Taxes (B) + Loading for payment term & LD (C) – Applicable input tax credit (D)</p> <p>A. Indigenous vendors submit offers on Free on Road (FOR), Trichy in INR. B. GST and any other charges quoted by indigenous vendors will be added to the base price. C. Loading for payment terms & non-acceptance of Liquidated Damages (LD) will be added to the FOR value for arriving the landed rate. D. However, input credit is availed for GST (SGST, CGST/IGST), hence the same is excluded for arriving at the landed cost.</p> <p><u>Import:</u> Total Landed cost = CFR Rate in INR (A) + Applicable Duties (B) + Incidental Charges (C) + Loading for payment term & LD (D)</p> <p>A. Import vendors to submit offers on CFR (Cost & Freight), Chennai port (LIFO – Liner In Liner Out) basis in foreign currency, which will be converted to INR by multiplying with the Exchange rate (SBI TT Selling rate) as on the technical bid opening date. B. Customs duty, Safe guard duty and antidumping duty as applicable will be added to the INR price. C. Incidental charges of 2.805% will be added to the CFR Value. The incidental charge is inclusive of Insurance, port handling charges, & freight charges for movement from Chennai port to BHEL, Trichy. D. Loading for payment terms & Non-acceptance of Liquidated Damages (LD) will be added to the CFR value for arriving at the landed cost.</p> <p>Note: “In the course of evaluation, if more than one bidder happens to occupy L1 status, effective L1 will be decided by soliciting discounts from the respective L1 bidders. In case more than one bidder happens to occupy the L1 status even after soliciting discounts, the L1 bidder shall be decided by a toss/draw of lots, in the presence of the respective L1 bidders or their representatives. Ranking will be done accordingly. BHEL decision in such situations shall be final and binding”.</p>	
23	<p><u>General condition:</u></p> <p>a) Bids including all enclosures and supporting documents like catalogues, pamphlets, etc., shall be submitted / uploaded in ENGLISH language only. If the documents submitted have other than English language, translation of the same shall be provided for evaluation.</p> <p>b) Three sets of documents containing Test certificates, Copies of the approved quality documents and test procedures, DCR and Drawings, etc must be provided along with the supply of Raw materials. Dispatch clearance for material shall be given after acceptance of TC's by BHEL & NPCIL.</p> <p>c) Supplier has to submit Quality documents and related test procedures for approval.</p> <p>d) Shipment of 20MnMoNi55 Forgings shall be as per the dates mentioned in the enquiry.</p> <p>e) For Indigenous supply, chemical composition and mechanical test are to be carried out in NABL accredited laboratory only.</p> <p>f) No revision of prices shall be allowed after the tenders are opened.</p> <p>g) For the evaluation purposes, exchange rate (TT selling rate of SBI) as on schedule date of tender opening (Part I, i.e technical bid, in case of two part bid) shall be considered.</p> <p>h) BHEL will consider the ranking after the loading is applied wherever deviations are observed.</p> <p>i) BHEL reserves the right to negotiate L1 rate or re-float the tender opened if L1 price is not the lowest acceptable price to them inter-alia other reasons.</p> <p>j) In the event of our customer order covering this tender being cancelled / placed on hold / otherwise modified, BHEL would be constrained to accordingly cancel / hold / modify the tender / your purchase order at any stage of execution.</p> <p>k) Offer will be evaluated based on Landed cost to BHEL- Trichy on package basis only.</p> <p>l) Vendor should physically weigh the materials before stuffing them into container and incorporate the same in BL and packing slip.</p>	

	<p>m) Offers for partial quantities of a given item are not acceptable to BHEL. While tenderers can quote for some or all the tendered items, no supplier shall quote for partial quantity of any given enquiry item. Such partial offer would not be considered in the enquiry for that item.</p> <p>n) No payment will be made for the excess quantity.</p> <p>o) Offer should be submitted only as per the Unit of Measurement (UOM) specified in the enquiry.</p> <p>p) Documents not signed and stamped by the authorized signatory of the bidder shall not be accepted and considered for registration / evaluation of the bid etc.</p> <p>q) Any additional documents submitted by supplier / bidder, during processing of registration application / tender or after placement of order, shall not be accepted unless it is submitted with forwarding letter and duly signed and stamped as mentioned above.</p> <p>r) All documents submitted with the offer shall be signed and stamped in each page by authorized representative of the bidder.</p> <p>s) This Tender is hosted in EPS portal & offer to be submitted through EPS portal only. You are requested to submit your 2 parts offer before due date & time of the enquiry through NIC (https://eprocurebhel.co.in) only. SEALED COVER BIDS / E-MAILS / FAX / MANUAL OFFERS WILL NOT BE ACCEPTED.</p> <p>For any clarification you can contact to rmega@bhel.in, thambi@bhel.in Contact nos. 04312575458 / 04312577492</p>	
24	<p>Fraud Prevention Policy</p> <p>"The bidder along with its associate/collaborators/sub-contractors /consultants/service providers shall strictly adhere to BHEL Fraud prevention policy displayed on BHEL website http://www.bhel.com and shall immediately bring to the notice of BHEL Management about fraud or suspected fraud as soon as it comes to their notice."</p>	
25	<p>Suspension of Business Dealings with Suppliers/Contractors:</p> <p>The offers of the bidders who are under suspension as also the offers of the bidders, who engage the services of the banned firms /principal/agents, shall be rejected. The list of banned firms is available on BHEL web site www.bhel.com.</p> <p>Integrity commitment, performance of the contract and punitive action thereof:</p> <p>Commitment by BHEL</p> <p>BHEL commits to take all measures necessary to prevent corruption in connection with the tender process and execution of the contract. BHEL will during the tender process treat all Bidder(s) in a transparent and fair manner, and with equity.</p> <p>Commitment by Bidder/ Supplier/ Contractor</p> <ul style="list-style-type: none"> • The bidder/ supplier/ contractor commit to take all measures to prevent corruption and will not directly or indirectly influence any decision or benefit which he is not legally entitled to nor will act or omit in any manner which tantamount to an offence punishable under any provision of the Indian Penal Code, 1860 or any other law in force in India. • The bidder/ supplier/ contractor will, when presenting his bid, disclose any and all payments he has made, and is committed to or intends to make to agents, brokers or any other intermediaries in connection with the award of the contract and shall adhere to relevant guidelines issued from time to time by Govt. of India/ BHEL. • The bidder/ supplier/ contractor will perform/ execute the contract as per the contract terms & conditions and will not default without any reasonable cause, which causes loss of business/ money/ reputation, to BHEL. <p>If any bidder/ supplier/ contractor during pre-tendering/ tendering/ post tendering/ award/ execution/ post-execution stage indulges in any act, including but not limited to, mal-practices, cheating, bribery, fraud or and other misconduct or formation of cartel so as to influence the bidding process or influence the price or tampers the tendering process or acts or omits in any manner which tantamount to an offence punishable under any provision of the Indian Penal Code, 1860 or any other law in force in India or does anything which is actionable under the Guidelines for suspension of business dealing, then, action may be taken against such bidder/ supplier/ contractor as per extant guidelines of the company available on www. bhel.com and/or under applicable legal provisions. Guidelines for suspension of business dealings_is available in the webpage: http://www.bhel.com/vender_registration/vender.php.</p>	
26	<p>Cartel Formation:</p>	

The Bidder declares that they will not enter into any illegal or undisclosed agreement or understanding, whether formal or informal with other Bidder(s). This applies in particular to prices, specifications, certifications, subsidiary contracts, submission or non-submission of bids or any other actions to restrict competitiveness or to introduce cartelization in the bidding process. In case, the Bidder is found having indulged in above activities, suitable action shall be taken by BHEL as per extant policies/ guidelines.

27 Integrity Pact (IP):

(a) IP is a tool to ensure that activities and transactions between the Company and its Bidders/ Contractors are handled in a fair, transparent and corruption free manner. Following Independent External Monitors (IEMs) on the present panel have been appointed by BHEL with the approval of CVC to oversee implementation of IP in BHEL.

IEM	Email
Shri Arun Chandra Verma, IPS (Retd.)	acverma1@gmail.com
Shri Virendra Bahadur Singh, IPS (Retd.)	vbsinghips@gmail.com

(b) The IP as enclosed with the tender is to be submitted (duly signed by authorized signatory) along with techno-commercial bid (Part-I, in case of two/ three part bid). Only those bidders who have entered into such an IP with BHEL would be competent to participate in the bidding. In other words, entering into this Pact would be a preliminary qualification.

(c) Please refer Section-8 of IP for Role and Responsibilities of IEMs. In case of any complaint arising out of the tendering process, the matter may be referred to any of the above IEM(s). All correspondence with the IEMs shall be done through email only.
 Note: No routine correspondence shall be addressed to the IEM (phone/ post/ email) regarding the clarifications, time extensions or any other administrative queries, etc on the tender issued. All such clarification/ issues shall be addressed directly to the tender issuing (procurement) department's officials whose contact details are provided below: Details of contact person(s):

Name: R. Meganathan / Mgr.	Name: M. Thambidurai / Engineer
Dept: MM/Purchase/C&F	Dept: MM/Purchase/C&F
Address: 4th Floor, 24 Building HPBP, BHEL, Trichy- 620014	Address: 4th Floor, 24 Building HPBP, BHEL, Trichy-620014
Email: rmega @ bhel.in	Email: thambi@bhel.in
Phone: 0431-257-5458	Phone: 0431-257-7492

28 Resolution of Disputes:

The Parties agree that if at any time (whether before, during or after the arbitral or judicial proceedings), any Disputes (which term shall mean and include any dispute, difference, question or disagreement arising in connection with construction, meaning, operation, effect, interpretation or breach of the contract/tender which the Parties are unable to settle mutually), arise inter-se the Parties, the same may, be referred by either party to Conciliation to be conducted through Independent Experts Committee to be appointed by competent authority of BHEL from the BHEL Panel of Conciliators.

The proceedings of Conciliation shall broadly be governed by Part-III of the Arbitration and Conciliation Act 1996 or any statutory modification thereof.

Notes:

- No serving or a retired employee of BHEL/Administrative Ministry of BHEL shall be included in the BHEL Panel of Conciliators.
- Any other person(s) can be appointed as Conciliator(s) who is/are mutually agreeable to both the parties from outside the BHEL Panel of Conciliators.

The proceedings of Conciliation shall broadly be governed by Part-III of the Arbitration and Conciliation Act 1996 or any statutory modification thereof and as provided in Annexure X to this Enquiry Conditions.

The Annexure together with its appendices will be treated as if the same is part and parcel hereof and shall be as effectual as if set out herein in these Enquiry Conditions.

Except as provided elsewhere in this Contract, in case amicable settlement is not reached between the parties, in respect of any dispute or difference; arising out of the formation, breach, termination, validity or execution of the Contract; or, the respective rights and liabilities of the Parties; or, in relation to interpretation of any provision of the Contract ; or , in any manner touching upon the Contract, then, either Party may , by a notice in writing to other Party refer such dispute or difference to sole arbitration of an arbitrator appointed as per

	<p>the Arbitration and Conciliation Act, 1996 (India) or statutory modification or re-enactment thereof and the rules made thereunder and for the time being in force .</p> <p>The Arbitrator shall pass a reasoned award and the award of the Arbitrator shall be final and binding upon the parties. Subject as aforesaid, the provision of Arbitration & Conciliation Act 1996 (India) or statutory modification or re-enactment thereof and the rules made thereunder and for the time being in force shall apply to the arbitration proceeding under this clause.</p> <p>The seat of arbitration shall be Trichy, Tamil Nadu, India. The cost of arbitration shall be borne as per the award of the Arbitrator. Subject to arbitration in terms of clause above, the Courts at Trichy, Tamil Nadu, India shall have exclusive jurisdiction over any matter arising out of or in connection with this Contract.</p> <p>Notwithstanding the existence or any dispute or difference and/or reference for the arbitration, the vendor shall proceed with and continue without hindrance the performance of its obligation under this Contract with due diligence and expedition in a professional manner except where the Contract has been terminated by either Party in terms of this Contract.</p> <p><u>In Case of Contract with Public Sector Enterprise (PSE) or a Government Department, the following shall be applicable:</u></p> <p>In the event of any dispute or difference relating to the interpretation and application of the provisions of commercial contract(s) between Central Public Sector Enterprises (CPSEs)/Port Trusts <i>inter se</i> and also between CPSEs and Government Departments/Organizations (Excluding disputes concerning Railways, Income Tax, Customs & Excise Departments, such dispute or difference shall be taken up by either party for resolution through AMRCD as mentioned in DPE OM No. 4(1)/2013 –DPE (GM)/FTS-1835 dated 22-05-2018.</p>	
29	<p><u>In the event of Force Majeure:</u></p> <p>a. Notwithstanding the provisions contained in other clauses, the supplier shall not be liable for imposition of any such sanction so long the delay and/or failure of the supplier in fulfilling its obligations under the contract is the result of an event of Force Majeure. For purposes of this clause, Force Majeure means an event beyond the control of the supplier and not involving the supplier's fault or negligence and which is not foreseeable and not brought about at the instance of the party claiming to be affected by such event and which has caused the non – performance or delay in performance. Such events may include, but are not restricted to, wars or revolutions, hostility, acts of public enemy, civil commotion, sabotage, fires, floods, explosions, epidemics, quarantine restrictions, strikes excluding by its employees, lockouts excluding by its management, freight embargoes and Acts of GOD.</p> <p>b. If a Force Majeure situation arises, the supplier shall promptly notify the Purchaser/Consignee in writing of such conditions and the cause thereof within twenty-one days of occurrence of such event. Unless otherwise directed by the Purchaser/Consignee in writing, the supplier shall continue to perform its obligations under the contract as far as reasonably practical, and shall seek all reasonable alternative means for performance not prevented by the Force Majeure event.</p> <p>c. If the performance in whole or in part or any obligation under this contract is prevented or delayed by any reason of Force Majeure for a period exceeding sixty days, either party may at its option terminate the contract without any financial repercussion on either side.</p> <p>d. In case due to a Force Majeure event the Purchaser/Consignee is unable to fulfil its contractual commitment and responsibility, the Purchaser/Consignee will notify the supplier accordingly and subsequent actions taken on similar lines described in above sub-paragraphs.</p>	
30	<p><u>Execution of the order:</u></p> <p>a. BHEL will have the option to pre-inspect the materials at Supplier's works by BHEL's own inspector or by third party agency appointed by BHEL or BHEL's end customer/s.</p> <p>b. If the inspection fails, the vendor shall offer the material again as per ordered terms and specifications for further inspection.</p> <p>c. The mere act of the pre-dispatch inspection (PDI) does not absolve the Supplier from giving the specifications as agreed upon in the Purchase Order.</p> <p>d. In the case of overseas suppliers Inspection call for carrying out the inspection shall be given 30 days before the scheduled contract delivery date. The Inspection date/s given by the Supplier shall be on firm basis. For local Suppliers the Notice period of Inspection shall be 10 working days.</p> <p>e. In the event of any short supply, it shall be the responsibility of the supplier to deliver such short supplied/ missing items on Free-of-Cost basis at BHEL stores, including customs clearances at Indian Ports in the case of foreign suppliers.</p>	
31	<p><u>Set-off Clause:</u></p>	

	<p>BHEL shall have the right to recover any money which in the sole opinion of BHEL is due from the Contractor from any money due to the Contractor under this Contract or any other contract or from the Security Deposit furnished by the Contractor under this Contract or any other contract.</p>	
<p>32</p>	<p><u>Caution:</u></p> <p>a) The suppliers are severely cautioned to note that the price bid document accepts the price in figures only. It does not allow the supplier to write the value by words. Therefore, all care shall be exercised by the supplier while filling in the figures. Once the price bid is opened no option is available for the supplier to retract the offer under any grounds. If a supplier, for any reason whatsoever approaches BHEL with a request for change in the price, it would be treated as going back on the offer submitted. In such cases, action would be initiated by BHEL for suspending further business dealings with such suppliers as per policy of BHEL which prevails at that point of time.</p> <p>b) The language in the tender documents downloaded by the Bidders shall at no point of time be changed, altered or modified in any manner by the Tenderer. If such changes are made by any tenderer, it shall be considered as tampering with BHEL's terms and the offer shall be summarily rejected, whenever it is noticed by BHEL. Such Bidders would be disqualified from the Bidding Process and their offers would be forfeited / Bank Guarantees invoked. They would also not be allowed to participate in future tenders of BHEL.</p>	
<p>33</p>	<p><u>Special Provisions for Micro and Small Enterprises (MSE) bidders registered as per MSME act:</u> (Subject to participating MSE vendors meeting the tender requirements of BHEL)</p> <p>a) As per Gazette Notification no. S.O. 2119(E) dated 26.06.2020 issued by Ministry of MSME applicable/existing Micro and small suppliers are requested to get registered with Udyam Registration portal and share us the Udyam registration no along with Udyam registration certificate.</p> <p>b) 25% of the tendered quantity is earmarked for MSE suppliers in this tender, subject to participating MSE Vendors should meet the tender requirements of BHEL. In case MSE vendor participating in the tender quotes within the price band of L1 + 15%, they will be allowed to supply the portion of the requirement subject to acceptance of L1 price by MSE vendor. In case of more than one such MSE vendor within the "L1+15% price band", the supply shall be shared proportionately.</p> <p>c) In the event of Non MSE supplier becoming L1 and MSE supplier quotes within the price band of L1+15% and it is not possible to split the tendered quantity on account of reasons like customer contract requirement/technical requirements, then 100% of the quantity will be offered to MSE suppliers subject to acceptance of L1 price by MSE supplier.</p> <p>d) Counter offering of L1 rate will not be made with any MSE vendor whose quoted rate is more than the price band of L1+15%.</p> <p>e) Payment to MSE vendor will be as per the applicable provisions of the MSMED Act 2006.</p> <p>f) If L1 offer is from a Micro / Small enterprise, the 25% earmarking provision is not applicable.</p> <p>g) Out of the 25% tendered quantity reserved for MSE suppliers, 6.25% shall be earmarked for procurement from MSE owned by SC/ST entrepreneurs. Apart from this 3% shall be earmarked for procurement from MSE owned by Women entrepreneurs.</p> <p>h) In case of any change in the MSE status of the bidder, it shall be the responsibility of the bidder to notify the change as a part of the bid document. If at a later date it comes to the knowledge of BHEL, that the change in the status has not been intimated by the bidder and the order is obtained under the premise of an MSE then BHEL would cancel the pending order against this tender and take necessary steps for suspension of the business dealing with the bidder as per the procurement policy of BHEL.</p> <p>i) MSE suppliers can avail the intended benefits only if they submit along with the offer, Valid EM-II certificate along with CA certificate or valid NSIC certificate or UAM certificate along with attested copy of a CA certificate (Format enclosed as below) applicable for the relevant financial year (latest audited). Date to be reckoned for determining the deemed validity will be the date of bid opening (Part 1 in case of two part bid). Non submission of such documents will lead to consideration of their bid at par with other bidders. No benefit shall be applicable for this enquiry if any deficiency in the above required documents are not submitted before price bid opening. Documents should be notarized or attested by a Gazetted officer. However, credentials of all MSE suppliers will be verified before considering the intended benefits for MSE</p>	

	suppliers at the time of tender evaluation. Non submission of such documents will lead to consideration of their bids at par with other bidders and MSE status of such suppliers shall be shifted to Non MSE supplier till the supplier submits these documents.	
34	<u>Preference to Make in India:</u> For this procurement, the local content to categorize a supplier as a class I local supplier/class II local supplier /Non-local supplier and purchase preference to class I local supplier, is as defined in Public Procurement (Preference to Make in India), Order 2017 dated 04.06.2020 issued by DPIIT. In case of subsequent Orders issued by the respective Nodal Ministry, changing the definition of local content for the items of the NIT, the same shall be applicable even if issued after issue of this NIT, but before opening of part II bids against this NIT.	
35	<u>Restrictions for Procurement from a country sharing its land border with India</u> For this procurement, Public procurement order dated 23.07.2020 regarding restrictions under rule 144 (xi) of general financial rules 2017 and clarification dt 08.02.2021 from DoE is applicable. In case of subsequent Orders issued, the same shall be applicable even if issued after issue of this NIT.	
36	<u>Enclosures:</u> a) Enquiry b) PC-M-960 Rev.01 c) Generic QP d) Special Condition Annexure A & B e) NDA Format f) Drawings	
M THAMBI DURAI <small>(On behalf of BHEL)</small> Digitally signed by M THAMBIDURAI Date: 2022.03.12 14:15:37 +05'30'		<u>SIGNED BY MANUFACTURER / MILL</u> Name of Mill: Designation / Department: Seal & Signature

Annexure C

VENDOR DETAILS


SL NO	DESCRIPTION	To be filled by bidder
1	VENDOR NAME	
2	QUOTATION REFERENCE	
3	QUOTATION DATE	
4	TELE, MOBILE NO	
5	FIRM MAIL ID	
6	CONTACT PERSON	
7	OFFICE ADDRESS	
8	ORDER TO BE PLACED ON	
9	COUNTRY OF ORIGIN	
10	QUOTED CURRENCY	
11	PORT OF LOADING	
12	PORT OF DISCHARGE	

Vendor Seal & Sign


SPECIAL CONDITION ANNEXURE - A

PR No. 130560852

1. Two-part bid. Open tender to be floated.
2. Supply of forgings as per DIN 20MnMoNi55 and NPCIL technical specification PC-M-960 Rev.01
3. These Forgings are required for NPCIL- Fleet 700MWe SG. End Use and End User Certificates will not be provided by BHEL.
4. Supplier to give clause by clause confirmation for all clauses mentioned in NPCIL technical specification PC-M-960 Rev.01
5. Supplier shall accept the Generic Quality Plan (Generic Quality Plan No: GQP/SG/FLEET/01 Rev 00) furnished by BHEL.
6. Component forgings to be supplied as per the procurement drawing referred against the PR items. Supplier to read the notes given in the drawings. Deviations (if any) shall be mentioned in their offers.
7. Wherever FTC requirement is mentioned in the component drawing, FTC material (from the same forged component) shall also be supplied along with the components.
8. Quantity given in the indent may increase or decrease, depends on the requirements of customer. Quantity being procured will be finalized before price bid opening.
9. For offer acceptance supplier should have the capability and experience to produce the intended forgings as per requirements of ASME Section-III NB and meeting the NPCIL specification PC-M-960 Rev.01. Supplier should have supplied the indented forgings for nuclear application / Nuclear Power Corporation of India Limited / any other nuclear power station.
10. As a documentary proof of supplier's experience in manufacturing the indented forgings, unpriced P.O Copy, Signed Test Certificates (Signed by Customer/TPI) of previous supplies with details of Customer, Third Party Inspection Agency etc. & shipping release/dispatch clearance by customer/TPI shall be submitted along with offer.
11. Due to stringent quality requirements, offers from traders/dealers/distributors/stockist shall not be entertained and will not be considered for evaluation.
12. Offers received will be evaluated by BHEL and NPCIL. Final acceptance of the offers will be based on NPCIL recommendation.



08-02-2022
[E. ARUN KUMAR]
DM / ASD / ENGG



8/2/2022



8/2/22
[S. LAKSHMI
SDGM/RA]


8/2/2022

13. Supplier shall submit their QA Manual/Quality Manual in line with ISO 9001 (Latest version) for review and acceptance by BHEL.
14. Supplier has to submit the following Quality documents for review and approval from BHEL and NPCIL.
- Quality Assurance Plan(QAP) in line with Generic Quality Plan (QP No: GQP/SG/FLEET/01 Rev 00) in the format provided as "Sample Format of QAP".
 - Manufacturing Process Plan(MPP) & Heat Treatment Plan (HT Plan)
 - Material Sampling and Testing Plan(MSTP) & Preservation and Packing Plan
 - NDE Procedures and Technique sheets
 - Report Formats.
15. The actual production of material is permitted only after approval of all documents required for manufacturing / inspection / testing activities by BHEL and NPCIL.
16. Inspection agency for imports are BHEL & NPCIL or NPCIL approved third party inspection (TPI) agency.
17. Inspection agency for indigenous supply are "BHEL" and "NPCIL".
18. Chemical and mechanical tests shall be carried out in In-house labs or Labs meeting the requirements as per National/International standards like ISO 9001/ ISO/IEC 17025 etc. or Government approved labs.
19. All the items given in PR to be procured on package basis from single source.
20. Dispatch clearance for material shall be given after acceptance of Test Certificates by BHEL & NPCIL
21. Three sets of documents containing (i.) Test Certificates, (ii.) copies of the approved quality documents and test procedure, (iii.) DCR and (iv.) Drawing etc. to be provided along with the supply of raw material.
22. Supplier shall submit quotation confirming to the above applicable points as given in this annexure.
-


08-02-2022
Engineering
R. ARUN KUMAR
DMA/ ATP (ENGG)


8/2/2022
Quality Assurance
(M. SHYAM SUNDAR)
S. Lakshmi
8/2/2022
[S. LAKSHMI
SDGM/QA]


8/2/2022
Material Planning
(ASHWIN KUMAR M)
MANAGER/ ATP

SPECIAL CONDITION ANNEXURE - B

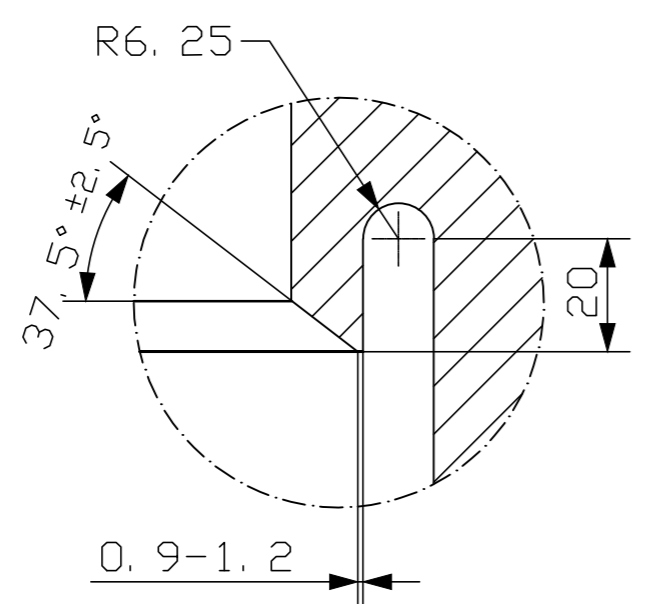
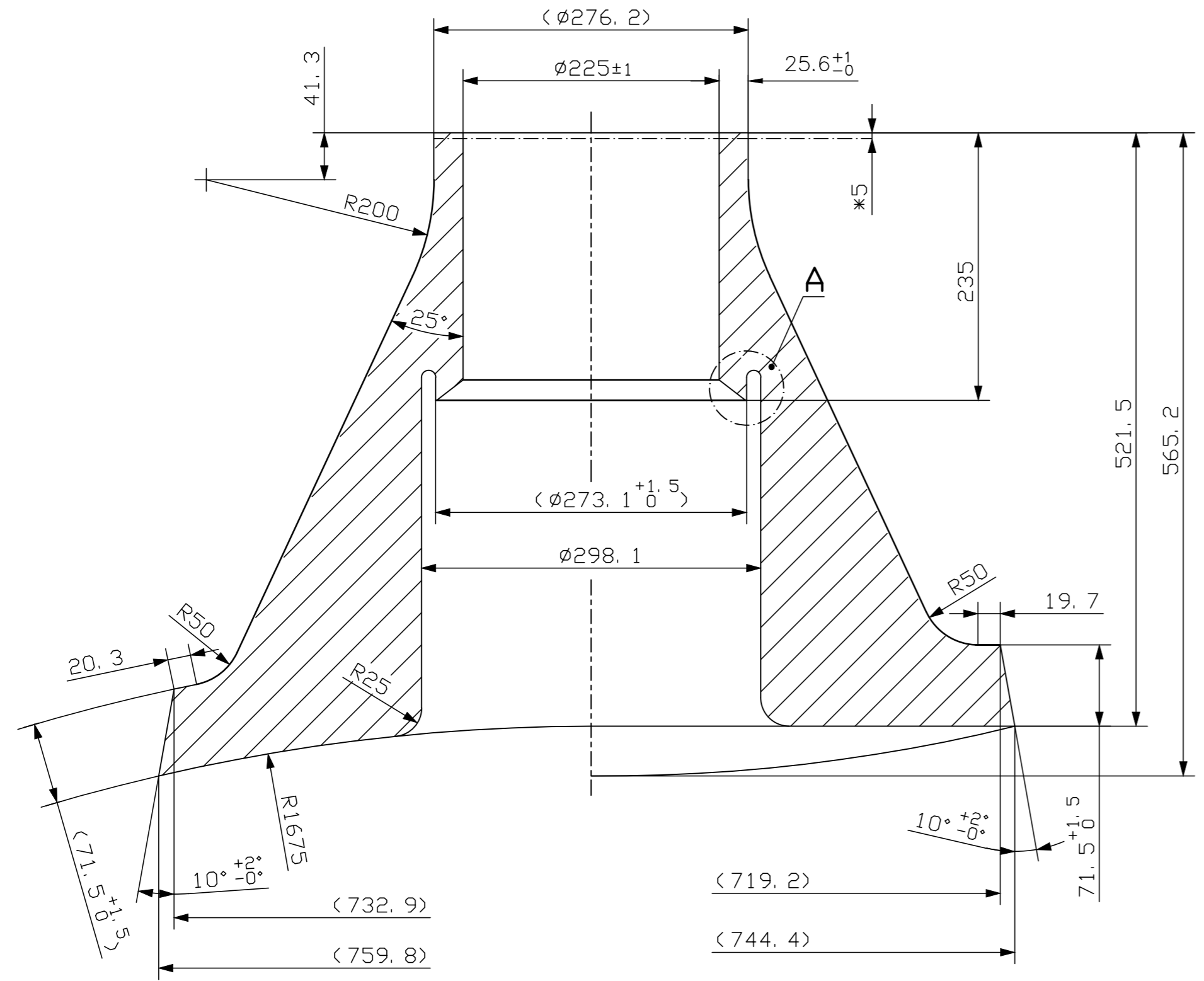
PR No. 130939811

Requirements of Financial Soundness:

1. Import suppliers shall submit latest report from any reputed third party business rating agency like Dun &Bradstreet, Credit reform etc.
2. Indigenous supplier shall submit audited copies of annual reports (Balance Sheet), Profit & Loss statement for the last three years (or from the date of incorporation whichever is less) and GST Certificate.

This Special Condition Annexure-B (Financial Soundness) along with Special Condition Annexure-A (Technical Qualification requirements) together will form the Pre-Qualification requirements for this PR.

ASHWIN Digitally signed
by ASHWIN
KUMAR KUMAR MAROLI
Date:
MAROLI 2022.03.05
15:30:02 +05'30'



DETAIL-A
(SEE NOTE-12)
(1:2)

NOTES:-

1. APPLICABLE SPECIFICATIONS : PC-M-960
2. MATERIAL SPECIFICATION : **20MnMoNi55.**
3. SURFACE FINISH : $\sqrt{3.2}$ OR FINER ALL OVER.
4. THE NOZZLE SHALL BE SUPPLIED IN FINISH MACHINED CONDITION AS SHOWN.
5. FINISHED NOZZLE SHALL BE SUBJECTED TO 100% M.T AS PER PC-M-960.
6. THE NOZZLE SHALL ALSO BE CHECKED BY 100% U.T AS PER PC-M-960.
7. A SUITABLE, EASILY REMOVABLE RUST PREVENTIVE COATING SHALL BE APPLIED ON ALL MACHINED SURFACES.
8. THE COMPONENT SHALL BE FORGED AS CLOSE TO THE FINISHED SHAPE AS POSSIBLE.
9. DETAILED DRAWINGS INDICATING THE VARIOUS STAGES OF MANUFACTURING SHALL BE SUPPLIED TO THE PURCHASER FOR HIS APPROVAL PRIOR TO TAKING UP THE MANUFACTURING OF THE JOB.
10. WALL THICKNESS INDICATED ARE MINIMUM VALUES.
11. F.T.C AS PER SPECIFICATION PC-M-960 SHALL BE SUPPLIED ALONG WITH THE FINISHED NOZZLE.
12. EFFORT SHALL BE MADE TO ACHIEVE 20mm PROJECTION. HOWEVER IN NO CASE, THE PROJECTION SHALL BE LESS THAN 15mm.
13. APPROXIMATE WEIGHT : 541 kg

* - MACHINING ALLOWANCE.

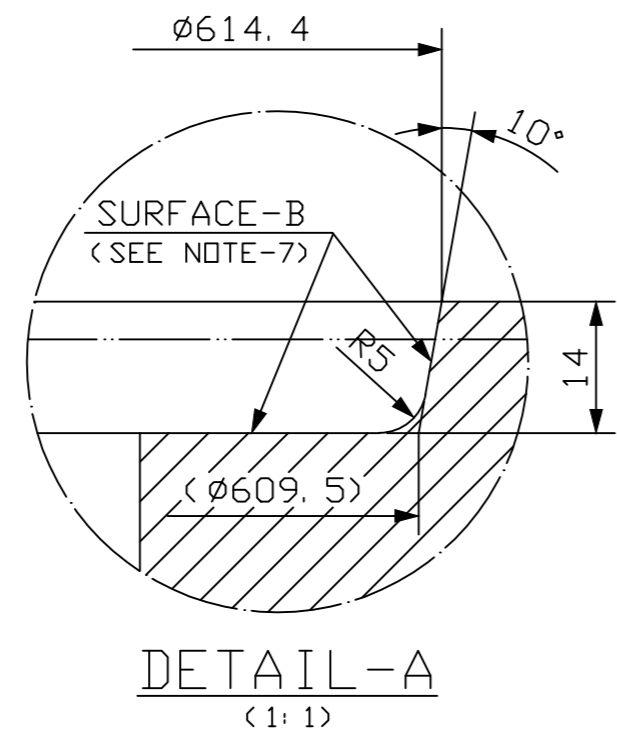
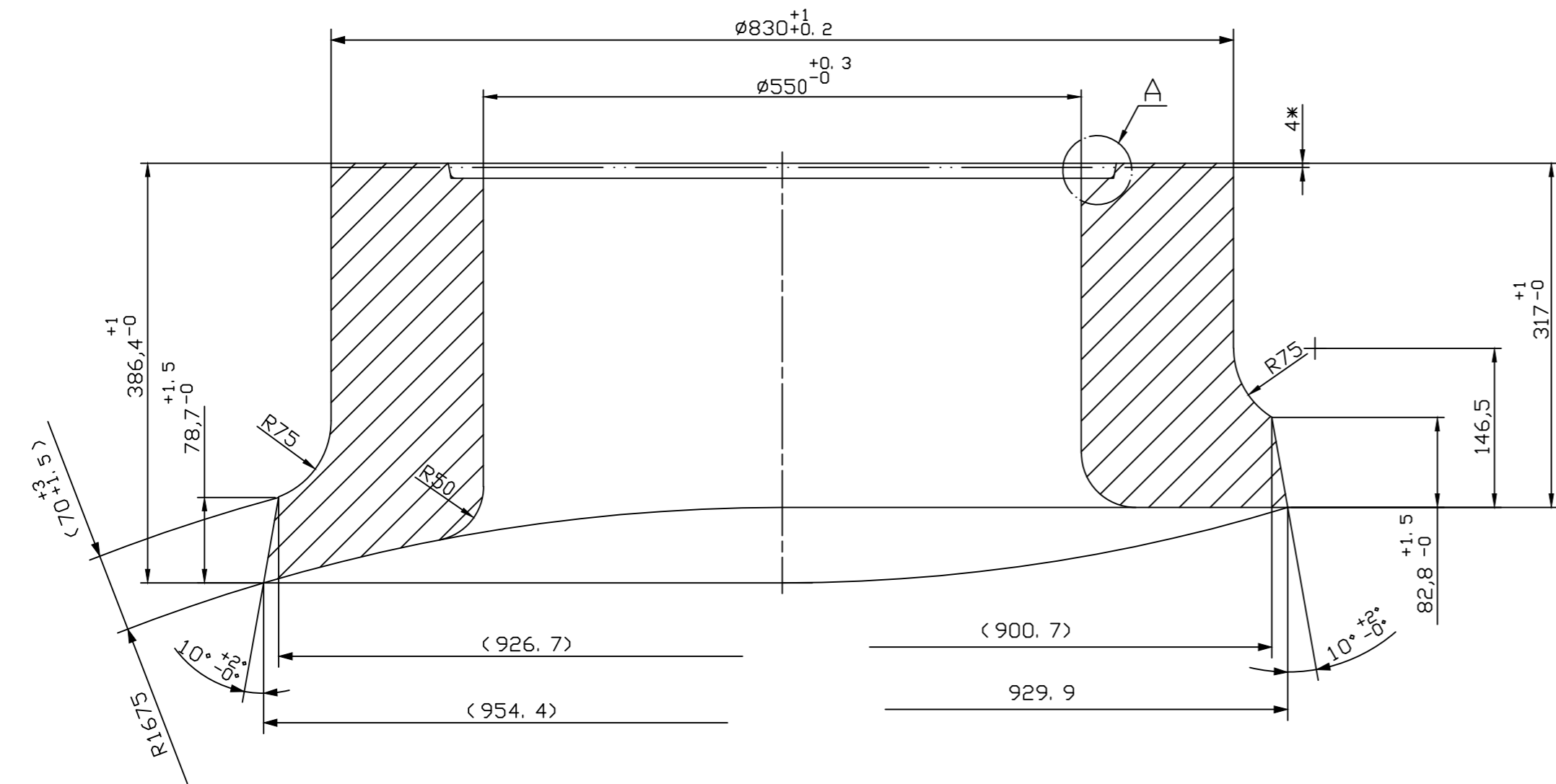
TOLERANCE IF NOT SPECIFIED SHALL BE AS BELOW (REFER IS 2102-m)

LINEAR		ANGULAR	
0.5 TO 3	±0.1	400 TO 1000	±0.8
3 TO 6	±0.1	1000 TO 2000	±1.2
6 TO 30	±0.2	2000 TO 4000	±2.0
30 TO 120	±0.3	-	-
120 TO 400	±0.5	-	-

REV	DATE	ALTERED :

DEPT NC CODE 150		GRADE OF UNTOLED DIM C/M/F		SCALE 		WEIGHT (Kg)		REF TO ASSY / OLD DWG		ITEM NO		NO OF ITEMS	
TYPE OF PRODUCT OR NAME OF CUSTOMER/PROJECT 700MWe STEAM GENERATOR W.O.No.D167-001-1-93-172-FLEET (Customer Drg.: 700FLEET/3311/4215/DD/REV.01)				NAME NKK		SIGNATURE 		DATE 050821		NO OF VAR			
Bharat Heavy Electricals Ltd UNIT: HIGH PRESSURE BOILER PLANT TIRUCHIRAPALLI - 620014				APPD M.A.		CHD MAK/EARUN		DATE 060821		NO OF ITEMS 070821			
TITLE FEED WATER NOZZLE (FORGING)								CARD CODE U 01		DRAWING NO : 2-93-172-05369		REV 00	

CAUTION: The information on this document is the property of BHARAT HEAVY ELECTRICALS LTD. It must not be used directly or indirectly in any way detrimental to the interest of the company.



NOTES:-

1. APPLICABLE SPECIFICATIONS : PC-M-960
2. MATERIAL SPECIFICATION : 20MnMoNi55.
3. SURFACE FINISH : $\sqrt{3.2}$ OR FINER ALL OVER.
4. THE NOZZLE SHALL BE SUPPLIED IN FINISH MACHINED CONDITION AS SHOWN.
5. FINISHED NOZZLE SHALL BE SUBJECTED TO 100% M.T AS PER PC-M-960.
6. THE NOZZLE SHALL ALSO BE CHECKED BY 100% U.T AS PER PC-M-960.
7. SURFACE 'B' SHALL BE PROTECTED IMMEDIATELY AFTER MACHINING AND CARRYING OUT NDE BY BRIGHT COLOURED PEELABLE PLASTIC COAT IN ORDER TO PRESERVE THIS MACHINED SURFACE.
8. SUITABLE RUST PREVENTIVE COATING WHICH IS EASILY REMOVABLE SHALL BE APPLIED ON ALL MACHINED SURFACES.
9. THE COMPONENT SHALL BE FORGED AS CLOSE TO THE FINISHED SHAPE AS POSSIBLE.
10. DETAILED DRAWINGS INDICATING THE VARIOUS STAGES OF MANUFACTURING SHALL BE SUPPLIED TO THE PURCHASER FOR HIS APPROVAL PRIOR TO TAKING UP THE MANUFACTURING OF THE JOB.
11. WALL THICKNESS INDICATED ARE MINIMUM VALUES.
12. F.T.C AS PER SPECIFICATION PC-M-960 SHALL BE SUPPLIED ALONG WITH THE FINISHED NOZZLE.
13. APPROXIMATE WEIGHT : 951 kg

* - MACHINING ALLOWANCE

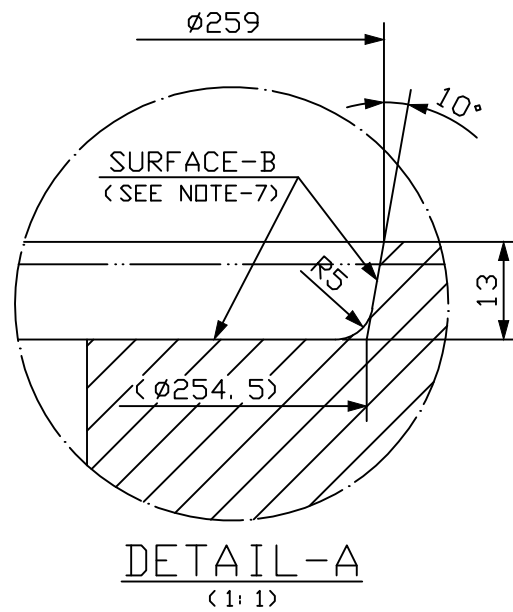
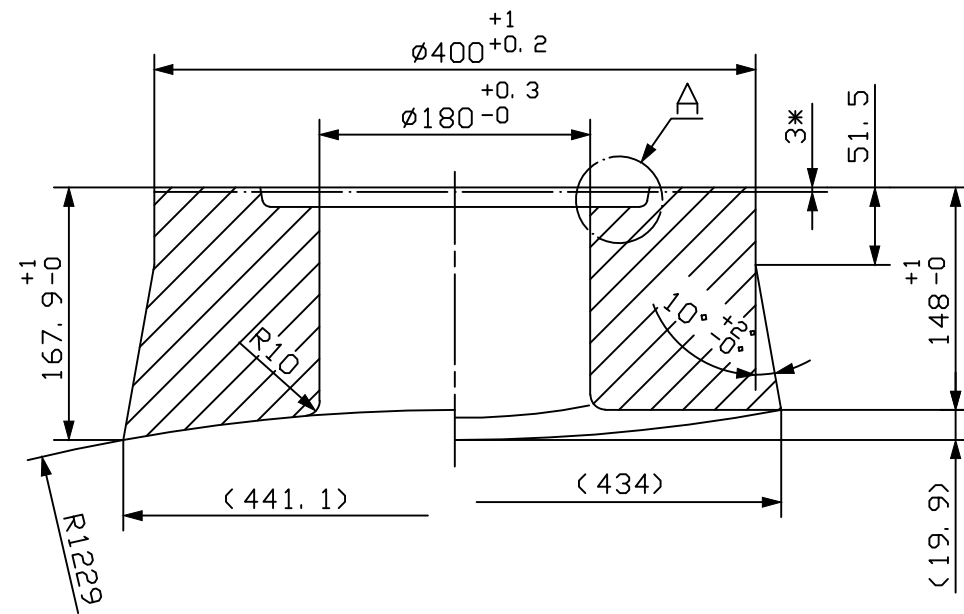
TOLERANCE IF NOT SPECIFIED SHALL BE AS BELOW (REFER IS 2102-m)

LINEAR		ANGULAR	
0.5 TO 3	± 0.1	400 TO 1000	± 0.8
3 TO 6	± 0.1	1000 TO 2000	± 1.2
6 TO 30	± 0.2	2000 TO 4000	± 2.0
30 TO 120	± 0.3	-	-
120 TO 400	± 0.5	-	-

REV	DATE	ALTERED :
		CHD&APPD :

TYPE OF PRODUCT OR NAME OF CUSTOMER/PROJECT		700MWe STEAM GENERATOR W.O.No.D167-001-1-93-172-FLEET (Customer Drg.: 700FLEET/3311/4210/DD/REV.00)						
DEPT NC CODE 150	GRADE OF UNTOLED DIM C/M/F	SCALE	WEIGHT (Kg)	DRN	NAME NKK	SIGNATURE	DATE	No. OF ITEMS
				CHD	MAK/EARUN		050821	
				APPD	M. A		070821	
TITLE SECONDARY MANHOLE NOZZLE (FORGING)			CARD CODE U 01	DRAWING NO : 2-93-172-05372			REV 00	

CAUTION: The information on this document is the property of BHARAT HEAVY ELECTRICALS LTD. It must not be used directly or indirectly in any way detrimental to the interest of the company.



NOTES:-

1. APPLICABLE SPECIFICATIONS : PC-M-960
2. MATERIAL SPECIFICATION : 20MnMoNi55.
3. SURFACE FINISH : $\sqrt{3.2}$ OR FINER ALL OVER.
4. THE NOZZLE SHALL BE SUPPLIED IN FINISH MACHINED CONDITION AS SHOWN.
5. FINISHED NOZZLE SHALL BE SUBJECTED TO 100% M.T AS PER PC-M-960.
6. THE NOZZLE SHALL ALSO BE CHECKED BY 100% U.T AS PER PC-M-960.
7. SURFACE 'B' SHALL BE PROTECTED IMMEDIATELY AFTER MACHINING AND CARRYING OUT NDE BY BRIGHT COLOURED PEELABLE PLASTIC COAT IN ORDER TO PRESERVE THIS MACHINED SURFACE.
8. A SUITABLE, EASILY REMOVABLE RUST PREVENTIVE COATING SHALL BE APPLIED ON ALL MACHINED SURFACES.
9. THE COMPONENT SHALL BE FORGED AS CLOSE TO THE FINISHED SHAPE AS POSSIBLE.
10. DETAILED DRAWINGS INDICATING THE VARIOUS STAGES OF MANUFACTURE SHALL BE SUPPLIED TO THE PURCHASER FOR HIS APPROVAL PRIOR TO TAKING UP THE MANUFACTURING OF THE JOB.
11. F.T.C AS PER SPECIFICATION PC-M-960 SHALL BE SUPPLIED ALONG WITH THE FINISHED NOZZLE.
12. APPROXIMATE WEIGHT : 128 kg

* - MACHINING ALLOWANCE

TOLERANCE IF NOT SPECIFIED SHALL BE AS BELOW (REFER IS 2102-m)

LINEAR				ANGULAR		
0.5 TO 3	± 0.1	400 TO 1000	± 0.8	0 TO 10	± 1°	
3 TO 6	± 0.1	1000 TO 2000	± 1.2	10 TO 50	± 30'	
6 TO 30	± 0.2	2000 TO 4000	± 2.0	50 TO 120	± 20'	
30 TO 120	± 0.3	-	-	120 TO 400	± 10'	
120 TO 400	± 0.5	-	-	OVER 400	± 5'	

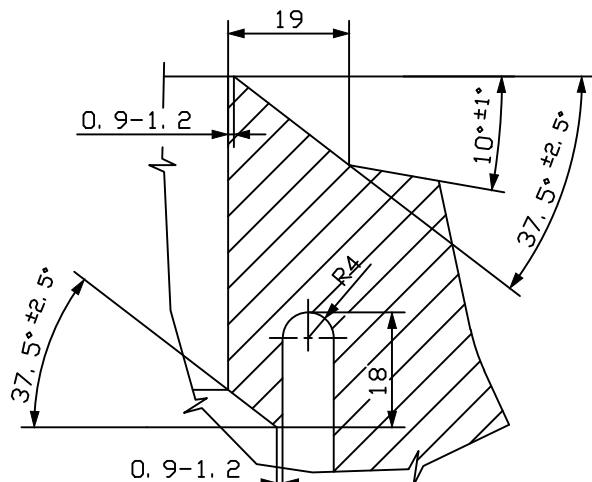
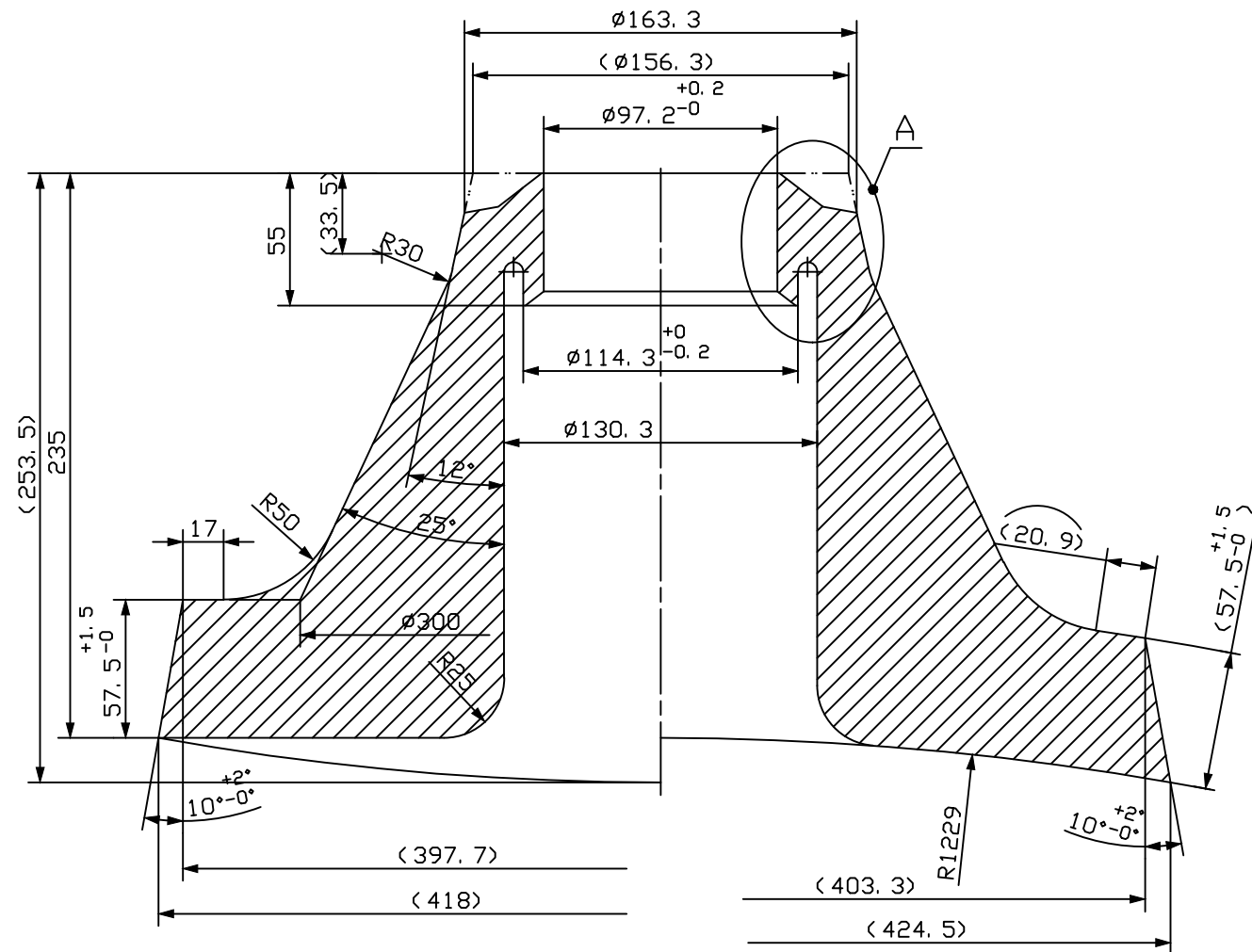
REV	DATE	ALTERED :
		CHD&APPD :

CAUTION: The information on this document is the property of BHARAT HEAVY ELECTRICALS LTD. It must not be used directly or indirectly in any way detrimental to the interest of the company.

TYPE OF PRODUCT OR NAME OF CUSTOMER/PROJECT		700MWe STEAM GENERATOR W.O.No.D167-001-1-93-172-FLEET (Customer Drg.: 700FLEET/33111/4214/DD/REV.00)						
DEPT NC CODE 150	GRADE OF UNTOL DIM C/M/F	SCALE 1:5	WEIGHT (Kg)	DRN	NAME NKK	SIGNATURE <i>NKK</i>	DATE 050821	NO. OF VAR
				CHD	MAK/EARUN	<i>MAK</i>	060821	
				APPD	M.A	<i>M.A</i>	070821	
TITLE HANDHOLE NOZZLE (FORGING)			CARD CODE U 01	DRAWING NO : 3-93-172-05564			REV 00	

NOTES:-

1. APPLICABLE SPECIFICATIONS : PC-M-960
2. MATERIAL SPECIFICATION : 20MnMoNi55.
3. SURFACE FINISH : $\sqrt{3.2}$ OR FINER ALL OVER.
4. THE NOZZLE SHALL BE SUPPLIED IN FINISH MACHINED CONDITION AS SHOWN.
5. FINISHED NOZZLE SHALL BE SUBJECTED TO 100% M.T AS PER PC-M-960.
6. THE NOZZLE SHALL ALSO BE CHECKED BY 100% U.T AS PER PC-M-960.
7. A SUITABLE, EASILY REMOVABLE RUST PREVENTIVE COATING SHALL BE APPLIED ON ALL MACHINED SURFACES.
8. THE COMPONENT SHALL BE FORGED AS CLOSE TO THE FINISHED SHAPE AS POSSIBLE.
9. DETAILED DRAWINGS INDICATING THE VARIOUS STAGES OF MANUFACTURING SHALL BE SUPPLIED TO THE PURCHASER FOR HIS APPROVAL PRIOR TO TAKING UP THE MANUFACTURING OF THE JOB.
10. WALL THICKNESS INDICATED ARE MINIMUM VALUES.
11. F.T.C AS PER SPECIFICATION PC-M-960 SHALL BE SUPPLIED ALONG WITH THE FINISHED NOZZLE.
12. EFFORT SHALL BE MADE TO ACHIEVE 18mm PROJECTION. HOWEVER IN NO CASE, THE PROJECTION SHALL BE LESS THAN 14mm.
13. APPROXIMATE WEIGHT. : 94 Kg



DETAIL-A
(SEE NOTE-12)
(1:1)

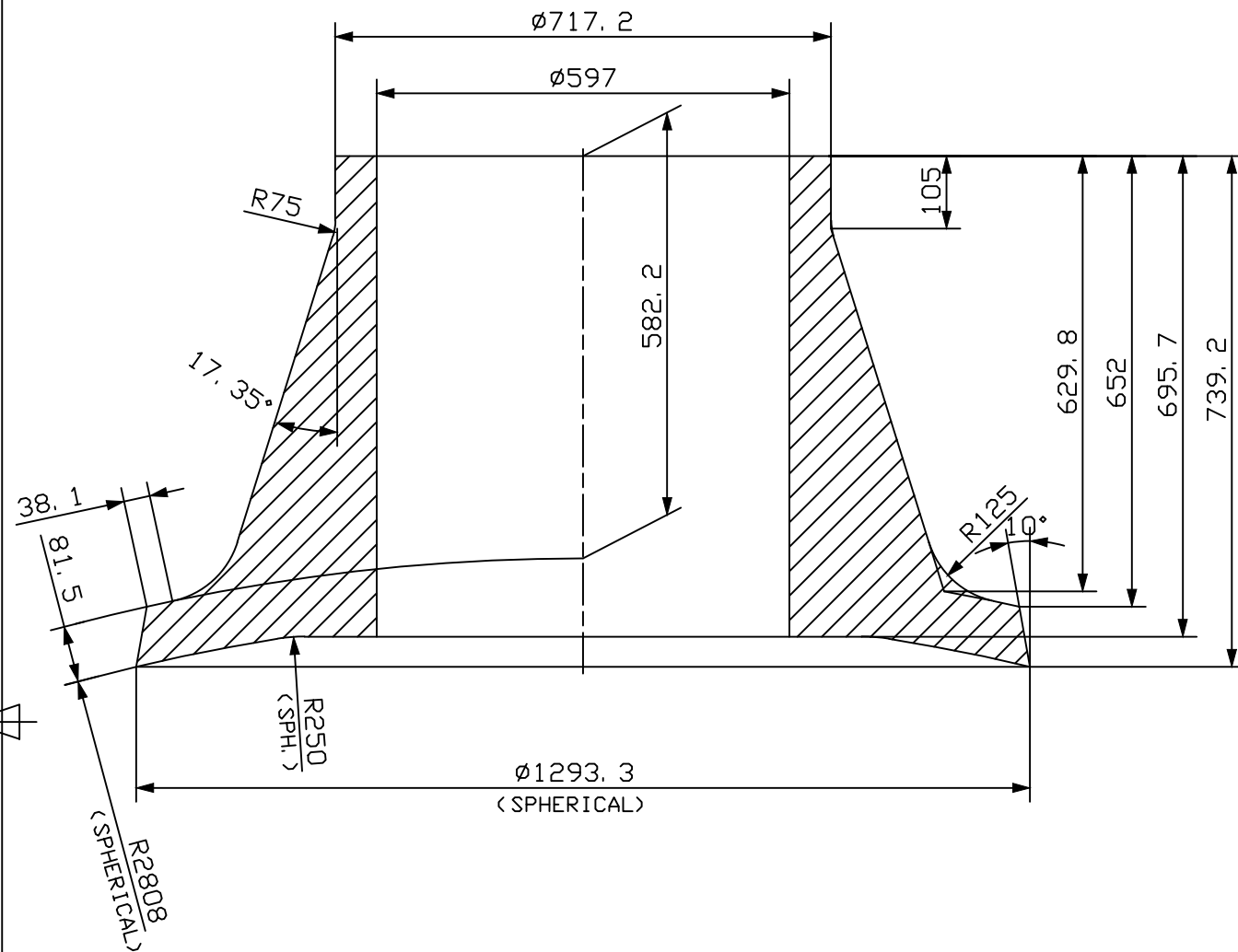
TOLERANCE IF NOT SPECIFIED SHALL BE AS BELOW (REFER IS 2102-m)

LINEAR				ANGULAR	
0.5 TO 3	±0.1	400 TO 1000	±0.8	0 TO 10	± 1°
3 TO 6	±0.1	1000 TO 2000	±1.2	10 TO 50	± 30'
6 TO 30	±0.2	2000 TO 4000	±2.0	50 TO 120	± 20'
30 TO 120	±0.3	-	-	120 TO 400	± 10'
120 TO 400	±0.5	-	-	OVER 400	± 5'

REV	DATE	ALTERED :
		CHD&APPD :

CAUTION: The information on this document is the property of BHARAT HEAVY ELECTRICALS LTD. It must not be used directly or indirectly in any way detrimental to the interest of the company.

TYPE OF PRODUCT OR NAME OF CUSTOMER/PROJECT		700MWe STEAM GENERATOR W.O.No.D167-001-1-93-172-FLEET (Customer Drg.: 700FLEET/33111/4209/DD/REV.00)					
	Bharat Heavy Electricals Ltd UNIT: HIGH PRESSURE BOILER PLANT TIRUCHIRAPALLI - 620014		DRN	NAME NKK	SIGNATURE <i>[Signature]</i>	DATE 050821	NO. OF VAR
			CHD	MAK/EARUN	<i>[Signature]</i>	060821	
			APPD	M.A	<i>[Signature]</i>	070821	
DEPT NC	GRADE OF UNTOL DIM C/M/F	SCALE 1:3	WEIGHT (Kg)	REF TO ASSY / OLD DWG		ITEM NO	No OF ITEMS
CODE 150	TITLE PDHRS NOZZLE (FORGING)		CARD CODE U 01	DRAWING NO : 3-93-172-05565		REV 00	



NOTES:-




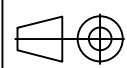
1. APPLICABLE SPECIFICATIONS : PC-M-960
2. MATERIAL SPECIFICATION : 20MnMoNi55.
3. SURFACE FINISH : $\sqrt{3.2}$ OR FINER ALL OVER.
4. THE NOZZLE SHALL BE SUPPLIED IN FINISH MACHINED CONDITION AS SHOWN.
5. FINISHED NOZZLE SHALL BE SUBJECTED TO 100% M.T AS PER PC-M-960.
6. THE NOZZLE SHALL ALSO BE CHECKED BY 100% U.T AS PER PC-M-960.
7. A SUITABLE, EASILY REMOVABLE RUST PREVENTIVE COATING SHALL BE APPLIED ON ALL MACHINED SURFACES.
8. THE COMPONENT SHALL BE FORGED AS CLOSE TO THE FINISHED SHAPE AS POSSIBLE.
9. DETAILED DRAWINGS INDICATING THE VARIOUS STAGES OF MANUFACTURE SHALL BE SUPPLIED TO THE PURCHASER FOR HIS APPROVAL PRIOR TO TAKING UP THE MANUFACTURING OF THE JOB.
10. WALL THICKNESS INDICATED ARE MINIMUM VALUES.
11. F.T.C AS PER SPECIFICATION PC-M-960 SHALL BE SUPPLIED ALONG WITH THE FINISHED NOZZLE.
12. APPROXIMATE WEIGHT : 2081 kg

TOLERANCE IF NOT SPECIFIED SHALL BE AS BELOW (REFER IS 2102-m)

LINEAR				ANGULAR	
0.5 TO 3	±0.1	400 TO 1000	±0.8	0 TO 10	± 1°
3 TO 6	±0.1	1000 TO 2000	±1.2	10 TO 50	± 30'
6 TO 30	±0.2	2000 TO 4000	±2.0	50 TO 120	± 20'
30 TO 120	±0.3	-	-	120 TO 400	± 10'
120 TO 400	±0.5	-	-	OVER 400	± 5'

REV	DATE	ALTERED :
		CHD&APPD :

CAUTION: The information on this document is the property of BHARAT HEAVY ELECTRICALS LTD. It must not be used directly or indirectly in any way detrimental to the interest of the company.

TYPE OF PRODUCT OR NAME OF CUSTOMER/PROJECT		700MWe STEAM GENERATOR W.O.No.D167-001-1-93-172-FLEET (Customer Drg.: 700FLEET/33111/4216/DD/REV.00)					
 05-229/D	Bharat Heavy Electricals Ltd		DRN	NAME	SIGNATURE	DATE	NO. OF VAR
	UNIT: HIGH PRESSURE BOILER PLANT		CHD	MAK/EARUN		050821	
	TIRUCHIRAPALLI - 620014		APPD	M.A		070821	
DEPT	GRADE OF UNTOL DIM	SCALE	WEIGHT (Kg)	REF TO ASSY / OLD DWG		ITEM NO	NO OF ITEMS
NC	C/M/F	 1:10					
CODE	TITLE		CARD CODE	DRAWING NO :		REV	
150	STEAM OUTLET NOZZLE (FORGING)		U 01	3-93-172-05568		00	

Sl. No	Component & Operations	Characteristics	Type of Check	Quantum Of check	Reference Document	Acceptance Norms	Format of Record		Agency			Remarks
							M	B	N			
1.	2.	3.	4.	5.	6.	7.	8.	D*	9. **			10.
1.0	Raw Material :											
1.1	Steel Melting: : Basic Electric Process :Vacuum Degassing	Temperature, Blank off pressure	Record Verification	100%	PC-M-960 Rev-01 MPP: To be submitted	TC	√	P	R	R	---	
1.2	Ladle Analysis	Chemistry	Chemical analysis	1/Melt	PC-M-960 Rev-01 MPP: To be submitted	TC	√	P	R	R	---	
1.3	Ingot formation and Identification of Ingots	Free from defects	Visual/Record verification	100%	MPP: To be submitted	RD	--	P	W	R	Identification of Top& Bottom of Ingot and Heat Number.	
2.0	In process Controls											
2.1	Forging Process and Identification, Preliminary Heat Treatment, Stress Relieving (if reqd.)	Forging Temp., Forging Ratio , MWD	Record verification	100%	PC-M-960 Rev 01 MPP: To be submitted Forging Ratio ≥3	TC	√	P	R	R	Actual Forging Ratio shall be indicated in TC.	
2.2	Contour machining to Intermediate size	Drawing Dimensions	Records verification	100%	PC-M-960 Rev 01 Drg No: To be filled MPP: To be submitted	RD	√	P	R	R	---	

				LEGEND: * RECORDS, IDENTIFIED WITH "TICK" (√) SHALL BE ESSENTIALLY INCLUDED BY SUPPLIER IN QA DOCUMENTATION. ** M: SUPPLIER B: BHEL, N: NPCIL/TPI P: PERFORM R: REVIEW W: WITNESS AND H: HOLD TC: TEST CERTIFICATE RD: RECORD FTC: FINAL PRODUCTION TEST COUPON RTC: RAW MATERIAL TEST COUPON STC: SIMULATED HEAT TREATED TEST COUPON
Prepared	Reviewed & Approved	Reviewed & Approved	Reviewed & Approved	
SUPPLIER'S NAME: To be filled		BHEL	NPCIL	

BHEL
- Prepared -
N. Sanyal
7/2/2022
[M. SHYAM SUNDAR]

- Reviewed & Approved -
S. Lakshmi
7/2/2022
[S. LAKSHMI]

Supplier's LOGO	Supplier's Name and Address		Quality Plan for Nozzles: Hand Hole Nozzle(HHN) , PDHRS,Feed Water Nozzle (FWN), Steam Outlet Nozzle(SON), Sec.Man Hole Nozzle(SMHN))					QP No: GQP/SG/FLEET/01 Rev 00 Project: Fleet Mode SGs.				
			Item : Nozzles (HHN, PDHRS ,FWN, SON,SMHN) Sub-system: Steam Generator	QP No.:	Rev.No.:	Date:	Page No:					
2.3	Dimensional, Ultrasonic inspection (Intermediate)	Drawing Dimensions, Internal soundness	Dimensional Measurement , Ultrasonic Test	100%	PC-M-960 Rev01 Drg: To be submitted UT Procedure: To be submitted	RD	--	P	---	--	(If required by the supplier)	
2.4	Heat Treatment a) Quenching b) Tempering	R.O.H , Soaking Temp & Time, R.O.C, Loading in Furnace , Thermocouple locations	Review of HT Chart	100%	PC-M-960 Rev 01 HT Plan(including loading diagram and location of thermocouples): To be submitted	TC	√	P	W	W	Chart shall be signed at the start and End of Heat treatment and submitted along with TC	
2.5	Visual Inspection	Free from Visual Defects	Visual Test	100%	Free from Visual Defects	RD	√	P	W	W	--	
2.6	Hardness measurement	Hardness	Brinell Hardness	100%	PC-M-960 Rev 01 ASTM E10 MSTP/MPP: To be submitted	TC	√	P	W	W	As per Fig-17 of PC-M-960 Rev 01	
2.7	Ultrasonic Inspection (Intermediate)	Internal soundness	Ultrasonic Test	100%	PC-M-960 Rev01 UT Procedure : To be submitted	RD	√	P	W*	W*	* Note-5	
2.8	a) Identification of Test coupon location for RTC, STC & FTC	a) Location and orientation (Before cutting)	Visual & Measurement	100%	PC-M-960 Rev 01 MPP/MSTP: To be submitted	TC	√	P	H	H	---	
	b) Cutting of RTC, STC & FTC coupons	b) Size, Shape & Identification (after cutting)	Visual & Measurement	100%		---	--	P	--	--	---	
	c) Re stamping of RTC & STC Coupons	c) Stamping	Visual	100%		TC	√	P	H	H	---	

				LEGEND: * RECORDS, IDENTIFIED WITH "TICK" (√) SHALL BE ESSENTIALLY INCLUDED BY SUPPLIER IN QA DOCUMENTATION. ** M: SUPPLIER B: BHEL, N: NPCIL/TPI P: PERFORM R: REVIEW W: WITNESS AND H: HOLD TC:TEST CERTIFICATE RD: RECORD FTC:FINAL PRODUCTION TEST COUPON RTC:RAW MATERIAL TEST COUPON STC:SIMULATED HEAT TREATED TEST COUPON
Prepared	Reviewed & Approved	Reviewed & Approved	Reviewed & Approved	
SUPPLIER'S NAME: To be filled		BHEL	NPCIL	

N. Shyam
7/2/2022

Supplier's LOGO	Supplier's Name and Address		Quality Plan for Nozzles: Hand Hole Nozzle(HHN) , PDHRS, Feed Water Nozzle (FWN), Steam Outlet Nozzle(SON), Sec.Man Hole Nozzle(SMHN)					QP No: GQP/SG/FLEET/01 Rev 00 Project: Fleet Mode SGs.				
			Item : Nozzles (HHN, PDHRS ,FWN, SON,SMHN) Sub-system: Steam Generator		QP No.: To be filled by Supplier Rev.No.: To be filled by Supplier Date: To be filled by Supplier Page No:3 of 8							
2.9	Simulation Heat Treatment of STC Coupons	R.O.H , Soaking Temp &Time, R.O.C, Loading in Furnace , Thermocouple locations	Review of HT Chart	100% of STCs	PC-M-960 Rev 01 HT Plan(including loading diagram and location of thermocouple): To be submitted	TC	√	P	W	W	Chart shall be signed at the start and End of Heat treatment and submitted along with TC	
2.10	Specimens preparation for RTCs & STCs	Dimensions	Measurement	100%	MSTP: To be submitted PC:M:960 Rev 01	--	--	P	--	--	---	
2.11	Final Dimension check of Test Specimens	Dimensions	Measurement	100%	MSTP: To be submitted PC:M:960 Rev 01	RD	--	P	H	H	----	
2.12	a) Product Analysis (on STC) – for HHN & PDHRS	Chemistry	Chemical analysis	As per Table-4 of PC-M-960 Rev 01	PC-M-960 Rev 01 MSTP: To be submitted	TC	√	P	H	H	----	
	b) Product Analysis (on STC)- for FWN,SON&SMHN	Chemistry	Chemical analysis	As per Table-5 of PC-M-960 Rev 01	PC-M-960 Rev 01 MSTP: To be submitted	TC	√	P	H	H	---	

Prepared	Reviewed & Approved	Reviewed & Approved	Reviewed & Approved	LEGEND: * RECORDS, IDENTIFIED WITH "TICK" (√) SHALL BE ESSENTIALLY INCLUDED BY SUPPLIER IN QA DOCUMENTATION. ** M: SUPPLIER B: BHEL, N: NPCIL/TPI P: PERFORM R: REVIEW W: WITNESS AND H: HOLD TC: TEST CERTIFICATE RD: RECORD FTC: FINAL PRODUCTION TEST COUPON RTC: RAW MATERIAL TEST COUPON STC: SIMULATED HEAT TREATED TEST COUPON
SUPPLIER'S NAME: To be filled				
		BHEL	NPCIL	

Handwritten signature and date:
 11.8.2022
 7/2/2022

Supplier's LOGO	Supplier's Name and Address		Quality Plan for Nozzles: Hand Hole Nozzle(HHN) , PDHRS,Feed Water Nozzle (FWN), Steam Outlet Nozzle(SON), Sec.Man Hole Nozzle(SMHN)					QP No: GQP/SG/FLEET/01 Rev 00 Project: Fleet Mode SGs.				
			Item : Nozzles (HHN, PDHRS ,FWN, SON,SMHN) Sub-system: Steam Generator	QP No.:	Rev.No.:	Date:	Page No:					
2.13	Baumann Sulphur Print Test on HHN/ PDHRS/ FWN/SON/SMHN end faces (After final machining) ##	Distribution of sulphides	Sulphur print test/ Baumann Test	3 locations	PC-M-960 Rev 01 ASTM E1180 MSTP: To be submitted	TC	√	P	W	W	##Sulphur print test is to be done in case the bulk Sulphur content reveled by Chemical analysis is more than 0.008% both in ladle and product analysis.	
2.14	Micrograph for Grain size & Structure	Micro structure, Grain Size	Micro test, Grain size check	As per Table-4/5 of PC-M-960 Rev 01	PC-M-960 Rev 01 ASTM E112 MSTP: To be submitted Grain size: 6 or finer	TC	√	P	H	H	@the grain size and micro structure shall be determined on a notched bar impact test specimen (in Longitudinal-Normal direction) obtained from simulated Heat treated Test coupons. Follow note-3 of Table-4 – PCM-960 Rev 01 also wherever applicable.	

				LEGEND: * RECORDS, IDENTIFIED WITH "TICK" (√) SHALL BE ESSENTIALLY INCLUDED BY SUPPLIER IN QA DOCUMENTATION. ** M: SUPPLIER B: BHEL, N: NPCIL/TPI P: PERFORM R: REVIEW W: WITNESS AND H: HOLD TC:TEST CERTIFICATE RD: RECORD FTC:FINAL PRODUCTION TEST COUPON RTC:RAW MATERIAL TEST COUPON STC:SIMULATED HEAT TREATED TEST COUPON
Prepared	Reviewed & Approved	Reviewed & Approved	Reviewed & Approved	
SUPPLIER'S NAME: To be filled		BHEL	NPCIL	

M. Chandra
7/2/2022

Supplier's LOGO	Supplier's Name and Address		Quality Plan for Nozzles: Hand Hole Nozzle(HHN) , PDHRS,Feed Water Nozzle (FWN), Steam Outlet Nozzle(SON), Sec.Man Hole Nozzle(SMHN))					QP No: GQP/SG/FLEET/01 Rev 00 Project: Fleet Mode SGs.			
			Item : Nozzles (HHN, PDHRS ,FWN, SON,SMHN) Sub-system: Steam Generator			QP No.: To be filled by Supplier Rev.No.: To be filled by Supplier Date: To be filled by Supplier Page No:5 of 8					

2.15	Inclusion Rating	Inclusions: A-Sulphides, B-Alumina C-Silicates D-Globular oxides	Inclusion Rating	1 (On STC)	PC-M-960 Rev 01 ASTM E45(Method A or D) MSTP: To be submitted	TC	√	P	H	H	---
------	------------------	--	------------------	---------------	---	----	---	---	---	---	-----

2.16 **Mechanical Tests : At Q&T (RTC) and at SHT(STC) Conditions**

2.17	Tensile at RT (on RTC & STC)	Tensile Strength, Yield Strength (0.2% offset), % Elongation on 5d ,% Reduction in area	Destructive Test	As per Table- 4/5 of PC-M- 960 Rev01	PC-M-960 Rev 01 MSTP: To be submitted ASTM A20, DIN 50125, A-370/EN ISO 6892-1	TC	√	P	H	H	
2.18	Tensile at 350°C (On RTC & STC)	Tensile Strength, Yield Strength (0.2% offset), % Elongation on 5d	Destructive Test	As per Table- 4/5 of PC-M- 960 Rev01	PC-M-960 Rev 01 MSTP: To be submitted ASTM A20, DIN 50125, A-370/EN ISO 6892-2	TC	√	P	H	H	---
2.19	Impact Test at -15°C (On RTC & STC)	absorbed energy	Destructive Test	PC-M-960 Rev 01 MSTP: To be submitted	PC-M-960 Rev 01 MSTP: To be submitted	TC	√	P	H	H	---

				LEGEND: * RECORDS, IDENTIFIED WITH "TICK" (√) SHALL BE ESSENTIALLY INCLUDED BY SUPPLIER IN QA DOCUMENTATION. ** M: SUPPLIER B: BHEL, N: NPCIL/TPI P: PERFORM R: REVIEW W: WITNESS AND H: HOLD TC:TEST CERTIFICATE RD: RECORD FTC:FINAL PRODUCTION TEST COUPON RTC:RAW MATERIAL TEST COUPON STC:SIMULATED HEAT TREATED TEST COUPON			
Prepared	Reviewed & Approved	Reviewed & Approved	Reviewed & Approved				
SUPPLIER'S NAME: To be filled		BHEL	NPCIL				

W. Shyam
7/2/2022

Supplier's LOGO	Supplier's Name and Address		Quality Plan for Nozzles: Hand Hole Nozzle(HHN) , PDHRS,Feed Water Nozzle (FWN), Steam Outlet Nozzle(SON), Sec.Man Hole Nozzle(SMHN))					QP No: GQP/SG/FLEET/01 Rev 00 Project: Fleet Mode SGs.				
			Item : Nozzles (HHN, PDHRS ,FWN, SON,SMHN) Sub-system: Steam Generator	QP No.: To be filled by Supplier Rev.No.: To be filled by Supplier Date: To be filled by Supplier Page No:6 of 8								
2.20	Impact Test at +18°C (On RTC & STC)	absorbed energy, lateral expansion, % shear fracture	Destructive Test		ASTM A20, A-370, EN ISO 148-1	TC	√	P	H	H	---	
2.21	Cv -Impact Curve (On STC)- for FWN, SON & SMHN only. (Refer Clause 7.2.3 of PC-M-960 Rev 01 for selection of test Temperature)	absorbed energy, lateral expansion, % shear fracture	Destructive Test			TC	√	P	H	H	Report shall include absorbed energy, percentage shear fracture and lateral expansion plotted against temperature.	
2.22	Drop Weight test a) Confirmation on STC	confirmation of R _{TNDT}	Destructive Test		PC-M-960 Rev 01 ASTM A20 ASTM E208: Specimen-P2, MSTP: To be submitted	TC	√	P	H	H	Confirmation drop weight test: No break performance at -10°C to confirm T _{TNDT} is at -15°C	
2.23	Final Machining	Drawing Dimensions	Measurement	100%	Drg No: To be filled MPP: To be submitted	--	--	P	--	---	---	
2.24	Final Dimensional check of Product (HHN/PDHRS/FWN/SO N/SMHN)	Drawing Dimensions	Measurement	100%	Drg No: To be filled	TC	√	P	H	W	---	
2.25	Final Ultrasonic Inspection	Internal soundness	Ultrasonic Test	100%	PC-M-960 Rev 01 UT Procedure: To be submitted	TC	√	P	H	H	---	
2.26	Final Magnetic Particle Test	Surface and shallow subsurface defects	Magnetic particle test	100%	PC-M-960 Rev 01 MT Procedure: To be submitted	TC	√	P	H	H	---	
						LEGEND: * RECORDS, IDENTIFIED WITH "TICK" (√) SHALL BE ESSENTIALLY INCLUDED BY SUPPLIER IN QA DOCUMENTATION. ** M: SUPPLIER B: BHEL, N: NPCIL/TPI P: PERFORM R: REVIEW W: WITNESS AND H: HOLD TC: TEST CERTIFICATE RD: RECORD FTC: FINAL PRODUCTION TEST COUPON RTC: RAW MATERIAL TEST COUPON STC: SIMULATED HEAT TREATED TEST COUPON						
Prepared		Reviewed & Approved		Reviewed & Approved		Reviewed & Approved						
SUPPLIER'S NAME: To be filled		BHEL		NPCIL								

N. Shyam
07/12/2022

Supplier's LOGO	Supplier's Name and Address	Quality Plan for Nozzles: Hand Hole Nozzle(HHN) , PDHRS,Feed Water Nozzle (FWN), Steam Outlet Nozzle(SON), Sec.Man Hole Nozzle(SMHN)					QP No: GQP/SG/FLEET/01 Rev 00					
		Item : Nozzles (HHN, PDHRS ,FWN, SON,SMHN)			QP No.: To be filled by Supplier		Project: Fleet Mode SGs.					
			Rev.No.: To be filled by Supplier									
			Date: To be filled by Supplier									
			Sub-system: Steam Generator		Page No: 7 of 8							

3.0	Final Inspection											
3.1	Visual Inspection of HHN/PDHRS/FWN/SON /SMHN forging & FTC Coupons	Free from visual defects	Verification and Visual	100%	PC-M-960 Rev 01	TC	√	P	H	H	---	
3.2	Marking (Nozzle and All FTC Coupons)	SI No, Heat Number, Specification , Main Working Direction(MWD), Inspector Seal	Verification and Visual	100%	PC-M-960 Rev 01	TC	√	P	H	H		
3.3	Preservation	Appearance	Verification and Visual	100%	PC-M-960 Rev 01	TC	√	P	R	R	Refer Note-2 & Note-7	
3.4	Certification and Documentation Control	Order compliance	Certificate compilation	100%	PC-M-960 Rev 01	TC	√	P	R	R	---	
3.5	Documents (Test Certificates) shall be sent to BHEL/Trichy prior to dispatch. Dispatch clearance will be given after Acceptance of Test Certificates by BHEL&NPCIL)					RD	--	P	H	H	---	
3.6	Packing & Shipment	Packing	Visual	100%	PC-M-960 Rev 01	---	--	P	--		Refer Note-2 & Note-7	

				LEGEND: * RECORDS, IDENTIFIED WITH "TICK" (√) SHALL BE ESSENTIALLY INCLUDED BY SUPPLIER IN QA DOCUMENTATION. ** M: SUPPLIER B: BHEL, N: NPCIL/TPI P: PERFORM R: REVIEW W: WITNESS AND H: HOLD TC:TEST CERTIFICATE RD: RECORD FTC:FINAL PRODUCTION TEST COUPON RTC:RAW MATERIAL TEST COUPON STC:SIMULATED HEAT TREATED TEST COUPON
Prepared	Reviewed & Approved	Reviewed & Approved	Reviewed & Approved	
SUPPLIER'S NAME: To be filled		BHEL	NPCIL	

N. Raju
7/6/2022

Supplier's LOGO	Supplier's Name and Address	Quality Plan for Nozzles: Hand Hole Nozzle(HHN) , PDHRS,Feed Water Nozzle (FWN), Steam Outlet Nozzle(SON), Sec.Man Hole Nozzle(SMHN)		QP No: GQP/SG/FLEET/01 Rev 00 Project: Fleet Mode SGs.
		Item : Nozzles (HHN, PDHRS ,FWN, SON,SMHN) Sub-system: Steam Generator	QP No.: To be filled by Supplier Rev.No.: To be filled by Supplier Date: To be filled by Supplier Page No:8 of 8	

Note:

- MSTP (Material Sampling Plan), MPP (Manufacturing Process plan), Heat Treatment Plan, Ultrasonic & Magnetic Particle Test Procedures etc. shall be submitted by Supplier and the same will be subjected to both BHEL&NPCIL approval.
- Before shipment suitable rust preventive coating shall be applied on the forgings to ensure sea-worthiness and tropical storage for two years.
- At least 1 FTC /Nozzle shall be given to BHEL if multiple nozzles are made from same melt & forging. The same shall be mentioned in MPP.
- Following tests (in Transverse to MWD) will be performed on FTC coupons in BHEL.
 - Tensile Test of Dia10 x150-2 No, b) Drop Weight Test (50 x19x130)-2 Numbers c) Impact specimen-10x10x55 -6 No (2 set).
So the Size of FTC shall be determined accordingly with extra allowance for 2 Sets of repeat test [repeat test of 4(a), 4(b) & 4(c)] also. Size and shape of FTC shall be mentioned in MPP with proper sketches.
- Where ultrasonic examination is not feasible or only partially feasible due to the final component geometry after machining, Ultrasonic examination shall be carried out for acceptance in the semi machined condition.
- MPP (Manufacturing Process plan) shall indicate detailed sequence of forging operations indicating Forging temperature, forging ratio and MWD (Main Working Direction) at various stages.
- The supplier shall submit the preservation and packing plan for approval as per clause 13.0 of PC-M-960 Rev 01.

				LEGEND: * RECORDS, IDENTIFIED WITH "TICK" (✓) SHALL BE ESSENTIALLY INCLUDED BY SUPPLIER IN QA DOCUMENTATION. ** M: SUPPLIER B: BHEL, N: NPCIL/TPI P: PERFORM R: REVIEW W: WITNESS AND H: HOLD TC: TEST CERTIFICATE RD: RECORD FTC: FINAL PRODUCTION TEST COUPON RTC: RAW MATERIAL TEST COUPON STC: SIMULATED HEAT TREATED TEST COUPON
Prepared	Reviewed & Approved	Reviewed & Approved	Reviewed & Approved	
SUPPLIER'S NAME: To be filled		BHEL	NPCIL	

N. S. Sharma
7/2/2022

INTEGRITY PACT

Between

Bharat Heavy Electricals Ltd. (BHEL), a company registered under the Companies Act 1956 and having its registered office at "BHEL House", Siri Fort, New Delhi - 110049 (India) hereinafter referred to as "The Principal", which expression unless repugnant to the context or meaning hereof shall include its successors or assigns of the ONE PART

and

_____, (description of the party along with address), hereinafter referred to as "The Bidder/ Contractor" which expression unless repugnant to the context or meaning hereof shall include its successors or assigns of the OTHER PART

Preamble

The Principal intends to award, under laid-down organizational procedures, contract/s for **Enquiry No.1402200003 dt.12.03.2022 for supply of 20MnMoNi55 Forgings**

_____. The Principal values full compliance with all relevant laws of the land, rules and regulations, and the principles of economic use of resources, and of fairness and transparency in its relations with its Bidder(s)/ Contractor(s).

In order to achieve these goals, the Principal will appoint Independent External Monitor(s), who will monitor the tender process and the execution of the contract for compliance with the principles mentioned above.

Section 1- Commitments of the Principal

- 1.1 The Principal commits itself to take all measures necessary to prevent corruption and to observe the following principles:-
 - 1.1.1 No employee of the Principal, personally or through family members, will in connection with the tender for, or the execution of a contract, demand, take a promise for or accept, for self or third person, any material or immaterial benefit which the person is not legally entitled to.
 - 1.1.2 The Principal will, during the tender process treat all Bidder(s) with equity and reason. The Principal will in particular, before and during the tender process, provide to all Bidder(s) the same information and will not provide to any Bidder(s) confidential/ additional information through which the Bidder(s) could obtain an advantage in relation to the tender process or the contract execution.
 - 1.1.3 The Principal will exclude from the process all known prejudiced persons.
- 1.2 If the Principal obtains information on the conduct of any of its employees which is a penal offence under the Indian Penal Code 1860 and Prevention of Corruption Act 1988 or any other statutory penal enactment, or if there be a substantive suspicion in this regard, the Principal will inform its Vigilance Office and in addition can initiate disciplinary actions:

Section 2 - Commitments of the Bidder(s)/ Contractor(s)

- 2.1 The Bidder(s)/ Contractor(s) commit himself to take all measures necessary to prevent corruption. He commits himself to observe the following principles during his participation in the tender process and during the contract execution.
- 2.1.1 The Bidder(s)/ Contractor(s) will not, directly or through any other person or firm, offer, promise or give to the Principal or to any of the Principal's employees involved in the tender process or the execution of the contract or to any third person any material, immaterial or any other benefit which he/ she is not legally entitled to, in order to obtain in exchange any advantage of any kind whatsoever during the tender process or during the execution of the contract.
- 2.1.2 The Bidder(s)/ Contractor(s) will not enter with other Bidder(s) into any illegal or undisclosed agreement or understanding, whether formal or informal. This applies in particular to prices, specifications, certifications, subsidiary contracts, submission or non-submission of bids or any other actions to restrict competitiveness or to introduce cartelization in the bidding process.
- 2.1.3 The Bidder(s)/ Contractor(s) will not commit any penal offence under the relevant Indian Penal Code (IPC) and Prevention of Corruption Act; further the Bidder(s)/ Contractor(s) will not use improperly, for purposes of competition or personal gain, or pass on to others, any information or document provided by the Principal as part of the business relationship, regarding plans, technical proposals and business details, including information contained or transmitted electronically.
- 2.1.4 Foreign Bidder(s)/ Contractor(s) shall disclose the name and address of agents and representatives in India and Indian Bidder(s)/ Contractor(s) to disclose their foreign principals or associates. The Bidder(s)/ Contractor(s) will, when presenting his bid, disclose any and all payments he has made, and is committed to or intends to make to agents, brokers or any other intermediaries in connection with the award of the contract.
- 2.2 The Bidder(s)/ Contractor(s) will not instigate third persons to commit offences outlined above or be an accessory to such offences.
- 2.3 The Bidder(s)/ Contractor(s) shall not approach the Courts while representing the matters to IEMs and will await their decision in the matter.

Section 3 - Disqualification from tender process and exclusion from future contracts

If the Bidder(s)/ Contractor(s), before award or during execution has committed a transgression through a violation of Section 2 above, or acts in any other manner such as to put his reliability or credibility in question, the Principal is entitled to disqualify the Bidder(s)/ Contractor(s) from the tender process or take action as per the separate "Guidelines on Banning of Business dealings with Suppliers/ Contractors", framed by the Principal.

Section 4 - Compensation for Damages

- 4.1 If the Principal has disqualified the Bidder from the tender process prior to the award according to Section 3, the Principal is entitled to demand and recover the damages equivalent Earnest Money Deposit/ Bid Security.
- 4.2 If the Principal has terminated the contract according to Section 3, or if the Principal is entitled to terminate the contract according to section 3, the Principal shall be entitled to

demand and recover from the Contractor liquidated damages equivalent to 5% of the contract value or the amount equivalent to Security Deposit/ Performance Bank Guarantee, whichever is higher.

Section 5 - Previous Transgression

- 5.1 The Bidder declares that no previous transgressions occurred in the last 3 years with any other company in any country conforming to the anti-corruption approach or with any other Public Sector Enterprise in India that could justify his exclusion from the tender process.
- 5.2 If the Bidder makes incorrect statement on this subject, he can be disqualified from the tender process or the contract, if already awarded, can be terminated for such reason.

Section 6 - Equal treatment of all Bidders/ Contractors / Sub-contractors

- 6.1 The Principal will enter into agreements with identical conditions as this one with all Bidders and Contractors. In case of sub-contracting, the Principal contractor shall be responsible for the adoption of IP by his sub-contractors and shall continue to remain responsible for any default by his sub-contractors.
- 6.2 The Principal will disqualify from the tender process all bidders who do not sign this pact or violate its provisions.

Section 7 - Criminal Charges against violating Bidders/ Contractors /Subcontractors

If the Principal obtains knowledge of conduct of a Bidder, Contractor or Subcontractor, or of an employee or a representative or an associate of a Bidder, Contractor or Subcontractor which constitutes corruption, or if the Principal has substantive suspicion in this regard, the Principal will inform the Vigilance Office.

Section 8 - Independent External Monitor(s)

- 8.1 The Principal appoints competent and credible Independent External Monitor for this Pact. The task of the Monitor is to review independently and objectively, whether and to what extent the parties comply with the obligations under this agreement.
- 8.2 The Monitor is not subject to instructions by the representatives of the parties and performs his functions neutrally and independently. He reports to the CMD, BHEL.
- 8.3 The Bidder(s)/ Contractor(s) accepts that the Monitor has the right to access without restriction to all contract documentation of the Principal including that provided by the Bidder(s)/ Contractor(s). The Bidder(s)/ Contractor(s) will grant the monitor, upon his request and demonstration of a valid interest, unrestricted and unconditional access to his contract documentation. The same is applicable to Sub-contractor(s). The Monitor is under contractual obligation to treat the information and documents of the Bidder(s)/ Contractor(s) / Sub-contractor(s) with confidentiality in line with Non- disclosure agreement.
- 8.4 The Principal will provide to the Monitor sufficient information about all meetings among the parties related to the contract provided such meetings could have an impact on the contractual relations between the Principal and the Contractor. The parties offer to the Monitor the option to participate in such meetings.

- 8.5 The role of IEMs is advisory, would not be legally binding and it is restricted to resolving issues raised by an intending bidder regarding any aspect of the tender which allegedly restricts competition or bias towards some bidders. At the same time, it must be understood that IEMs are not consultants to the Management. Their role is independent in nature and the advice once tendered would not be subject to review at the request of the organization.
- 8.6 For ensuring the desired transparency and objectivity in dealing with the complaints arising out of any tendering process, the matter should be examined by the full panel of IEMs jointly as far as possible, who would look into the records, conduct an investigation, and submit their joint recommendations to the Management.
- 8.7 The IEMs would examine all complaints received by them and give their recommendations/ views to CMD, BHEL, at the earliest. They may also send their report directly to the CVO and the Commission, in case of suspicion of serious irregularities requiring legal/ administrative action. IEMs will tender their advice on the complaints within 10 days as far as possible.
- 8.8 The CMD, BHEL shall decide the compensation to be paid to the Monitor and its terms and conditions.
- 8.9 IEM should examine the process integrity, they are not expected to concern themselves with fixing of responsibility of officers. Complaints alleging mala fide on the part of any officer of the organization should be looked into by the CVO of the concerned organisation.
- 8.10 If the Monitor has reported to the CMD, BHEL, a substantiated suspicion of an offence under relevant Indian Penal Code/ Prevention of Corruption Act, and the CMD, BHEL has not, within reasonable time, taken visible action to proceed against such offence or reported it to the Vigilance Office, the Monitor may also transmit this information directly to the Central Vigilance Commissioner, Government of India.
- 8.11 The number of Independent External Monitor(s) shall be decided by the CMD, BHEL.
- 8.12 The word 'Monitor' would include both singular and plural.

Section 9 - Pact Duration

- 9.1 This Pact shall be operative from the date IP is signed by both the parties till the final completion of contract for successful bidder and for all other bidders 6 months after the contract has been awarded. Issues like warranty / guarantee etc. should be outside the purview of IEMs.
- 9.2 If any claim is made/ lodged during currency of IP, the same shall be binding and continue to be valid despite the lapse of this pact as specified above, unless it is discharged/ determined by the CMD, BHEL.

Section 10 - Other Provisions

- 10.1 This agreement is subject to Indian Laws and jurisdiction shall be registered office of the Principal, i.e. New Delhi.

- 10.2 Changes and supplements as well as termination notices need to be made in writing. Side agreements have not been made.
- 10.3 If the Contractor is a partnership or a consortium, this agreement must be signed by all partners or consortium members.
- 10.4 Should one or several provisions of this agreement turn out to be invalid, the remainder of this agreement remains valid. In this case, the parties will strive to come to an agreement to their original intentions.
- 10.5 Only those bidders / contractors who have entered into this agreement with the Principal would be competent to participate in the bidding. In other words, entering into this agreement would be a preliminary qualification.

R
 Digitally signed by
 R Meganathan

 Meganathan Date: 2021.01.07
 16:38:12 +05'30'

For & On behalf of the Principal

(Office Seal)

S ANAND
 Digitally signed by
 S ANAND KUMAR

 KUMAR Date: 2021.01.07
 16:40:58 +05'30'

Date-----

 For & On behalf of the Bidder/
 Contractor

(Office Seal)

Witness: _____
 (Name & Address) _____

Witness: _____
 (Name & Address) _____

Clause on IP in the tender**“Integrity Pact (IP)”**

- (a) IP is a tool to ensure that activities and transactions between the Company and its Bidders/ Contractors are handled in a fair, transparent and corruption free manner. Following Independent External Monitors (IEMs) on the present panel have been appointed by BHEL with the approval of CVC to oversee implementation of IP in BHEL.

SI	IEM	Email
1.	Shri Arun Chandra Verma, IPS (Retd.)	acverma1@gmail.com
2.	Shri Virendra Bahadur Singh, IPS (Retd.)	vbsinghips@gmail.com

- (b) The IP as enclosed with the tender is to be submitted (duly signed by authorized signatory) along with techno-commercial bid (Part-I, in case of two/ three part bid). Only those bidders who have entered into such an IP with BHEL would be competent to participate in the bidding. In other words, entering into this Pact would be a preliminary qualification.
- (c) Please refer Section-8 of IP for Role and Responsibilities of IEMs. In case of any complaint arising out of the tendering process, the matter may be referred to any of the above IEM(s). All correspondence with the IEMs shall be done through email only.

Note:

No routine correspondence shall be addressed to the IEM (phone/ post/ email) regarding the clarifications, time extensions or any other administrative queries, etc on the tender issued. All such clarification/ issues shall be addressed directly to the tender issuing (procurement) department's officials whose contact details are provided below:

Details of contact person(s):

(1)
 Name: R. Meganathan
 Deptt: Materials Management
 Address: BHEL Trichy
 Phone: (Landline/ Mobile)
+91 0431 2575458
 Email: rmeqa@bhel.in
 Fax: _____

(2)
 Name: S. Anand Kumar
 Deptt: Materials Management
 Address: BHEL Trichy
 Phone: (Landline/ Mobile)
+91 0431 2575215
 Email: _sak@bhel.in
 Fax: _____

NUCLEAR POWER CORPORATION OF INDIA LTD.
(A Government of India Enterprise)

SPECIFICATION NO. : PC – M – 960

REVISION NO.	:	0	1						
DATE OF ISSUE (MONTH/YEAR)	:	June, 2013	Feb, 2014						
TOTAL NO. OF PAGES (Including Cover Sheet)	:	52	52						

TECHNICAL SPECIFICATION

FOR

**QUENCHED & TEMPERED LOW ALLOY AND OTHER CARBON STEEL
FORGINGS FOR 700 MWe PROJECTS**

REF. USI NO. : 33111

	NAME	Designation	SIGNATURE	DATE
PREPARED BY	R.K.Gupta	ACE	Sd/-	24/06/2013
	Braham Prakash	ACE	Sd/-	24/06/2013
CHECKED BY	P.B.Rshikesan	ACE	Sd/-	24/06/2013
	D.Ganesh	ACE	Sd/-	24/06/2013
	M.R.S.Saxena	ACE	Sd/-	24/06/2013
REVIEWED BY	S.N.Kamath	CE	Sd/-	24/06/2013
	M.K.Sharma	CE	Sd/-	01/07/2013
APPROVED BY	U.C.Muktibodh	ED (Engg.)	Sd/-	01/07/2013

File Name : PC – M – 960
CD No.:

(i)

REVISION CONTROL SHEET

DOCUMENT TYPE: TECHNICAL SPECIFICATION

NO. : PC - M - 960


TITLE: TECHNICAL SPECIFICATION FOR QUENEHED & TEMPERED
LOW ALLOY AND OTHER CARBON STEEL FORGINGS FOR 700
MWe PROJECTS

REV. NO. & DATE	DESCRIPTION OF REVISION	PREPARED BY	CHECKED BY	REVIEWED BY	APPROVED BY
0 June, 2013	Original (Pages 52)	Sd/- R.K.Gupta Sd/- Braham Prakash	Sd/- P.B.Rshikesan Sd/- D.Ganesh Sd/- M.R.S.Saxena	Sd/- S.N.Kamath Sd/- M.K.Sharma	Sd/- U.C. Muktibodh
1 Feb 2014	General Revision , Revision at page 14 regarding acceptance standard of UT examination.	<i>R.K.Gupta</i> R.K.Gupta <i>Braham Prakash</i> Braham Prakash	<i>P.B.Rshikesan</i> P.B.Rshikesan D.Ganesh <i>M.R.S.Saxena</i> M.R.S.Saxena	<i>S.N.Kamath</i> S.N.Kamath M.K.Sharma <i>M.K.Sharma</i> M.K.Sharma	<i>U.C. Muktibodh</i> U.C. Muktibodh

NPCIL PROPRIETARY

This document contains confidential and protected information and that the same are the intellectual property of Nuclear Power Corporation of India Limited.(NPCIL). No part of this document including notably any editorial elements, verbal and figurative marks and images included herein, shall be reproduced or transmitted or utilized or published or stored in any form or by any means now known or hereinafter invented, electronic, digital or mechanical, including photocopying, scanning, recording or by any information storage or retrieval system, without prior written permission from NPCIL, by any person or entity. Unauthorized use, disclosure or copying is strictly prohibited and may constitute unlawful act and can attract legal action.

This page has been kept intentionally blank

 एनपीसीआईएल NPCIL	NUCLEAR POWER CORPORATION OF INDIA LTD ATOMIC POWER PROJECT	Page No. : 1 of 48
	<u>TECHNICAL SPECIFICATION FOR</u> QUENCHED & TEMPERED LOW ALLOY AND OTHER CARBON STEEL FORGINGS FOR 700 MWE PROJECTS	Rev. No. : 1

1.0 SCOPE

This specification establishes minimum requirements for low alloy steel forgings (Pressure boundary Shells, Tube Sheet, Integral Cone & Shell Dished Ends, Nozzles, Plates etc.) used in the construction of Heat Exchangers and Pressure Vessels. The forgings are required to be made from fine grained, killed and vacuum degassed low alloy steel equivalent to DIN 20MnMoNi55 grade with modified chemical composition. The manufacturing process adopted shall ensure cleanliness of the highest order, isotropy of the mechanical, chemical and metallurgical properties, superior fracture toughness and weldability. This specification is appended with following Annexures.


- Annexure 1: Low Alloy Steel Forgings -16 Mo3
- Annexure 2: Steel Forgings –ASME SA 350 LF2
- Annexure 3: 20 Mn Mo Ni 55 Forgings for Bleed Condenser.

This specification is applicable for 700MWe projects beyond RAPP 7&8.


2.0 CONTENTS

The requirements of this Specification are presented under the following headings:

	<u>Section</u>
Scope	1.0
Contents	2.0
Applicable Codes & Standards	3.0
Process of Manufacture	4.0
Chemical Composition	5.0
Heat Treatment	6.0
Mechanical Properties	7.0
Tests & Examinations	8.0

 एनपीसीआईएल NPCIL	NUCLEAR POWER CORPORATION OF INDIA LTD ATOMIC POWER PROJECT	Page No. : 2 of 48
	<u>TECHNICAL SPECIFICATION FOR</u> QUENCHED & TEMPERED LOW ALLOY AND OTHER CARBON STEEL FORGINGS FOR 700 MWE PROJECTS	Rev. No. : 1

Non-Destructive Examination	9.0
Repairs	10.0
Procedures, Plans, Reports & Documentation	11.0
Quality Surveillance	12.0
Marking, Packing and Shipment	13.0
Simulated Heat Treatment Cycle	Fig.1
UT Scanning Direction for Shells, Tubular Forgings, Dished Ends Petals	Fig.2
UT Scanning Direction for Forged Bars	Fig.3
UT Scanning Direction for Tube sheet & Dished Ends	Fig.4
UT Scanning Direction for Forged Plate for Manhole / Handhole Covers & PWTC	Fig.4A
Test Specimen Orientation	Fig.5
Test Specimen for Impact Test	Fig.6
Test Coupons Location – Tube Sheet	Fig.7
Material Sampling & Testing Plan- Tubesheet	Fig.8
Product Analysis & Metallurgical Examination (Tube Sheet)	Fig.9
Test Coupon Location – Ring Forgings	Fig.10
Material Sampling & Testing Plan for STC-A – Ring Forgings	Fig.11
Material Sampling & Testing Plan for STC-B,C,D,E&F and RTC-A – Ring Forgings	Fig.12
Test Coupons Location Dished End Forgings	Fig.13
Material Sampling & Test Plan – Dished End Forgings	Fig.14
Test Coupon Location – Nozzle Forgings	Fig.15
Material Sampling & Test Plan - Nozzles	Fig.16

 एनपीसीआईएल NPCIL	NUCLEAR POWER CORPORATION OF INDIA LTD ATOMIC POWER PROJECT	Page No. : 3 of 48
	<u>TECHNICAL SPECIFICATION FOR</u> QUENCHED & TEMPERED LOW ALLOY AND OTHER CARBON STEEL FORGINGS FOR 700 MWE PROJECTS	Rev. No. : 1

Metallurgical Test Plan – Nozzles	Fig.17
Extent of Tests – Tube Sheet	Table – 1
Extent of Tests – Shell & Ring Forgings	Table – 2
Extent of Tests – Primary Head & Dished End Forgings	Table – 3
Extent of Tests – Nozzles of ID upto 250 mm	Table – 4
Extent of Tests – Nozzles of ID over 250 mm	Table – 5
Low Alloy Steel Forgings – 16Mo3	Annexure–1
Low Alloy Steel Forgings – ASME-SA-350 LF2	Annexure–2
Bleed Condenser Forgings	Annexure–3

3.0 **APPLICABLE CODES AND STANDARDS**


The following codes and standards of the issue in effect on the date of issuing the tender document shall form part of this specification. In case of conflict between the codes/standards listed below and this specification, generally the specification will govern. The supplier must obtain necessary clarification from the purchaser in such a case.

i.	ASME Section II	-	Part A	-	Ferrous Materials
ii.	ASME Section III	-	Division 1	-	Sub-Section NB
iii.	ASME Section V	-	Non Destructive examination		
iv.	ASTM	-	Relevant Standards		

4.0 **PROCESS OF MANUFACTURE**

4.1 **Melting**

The steel shall be made by basic electric process and shall be vacuum degassed to remove objectionable gases particularly Hydrogen. Vacuum system should be of sufficient capacity to effect a blank-off pressure which is sufficiently low for sufficiently long duration.

 एनपीसीआईएल NPCIL	NUCLEAR POWER CORPORATION OF INDIA LTD	
	ATOMIC POWER PROJECT	Page No. : 4 of 48
<u>TECHNICAL SPECIFICATION FOR</u>		
QUENCHED & TEMPERED LOW ALLOY AND OTHER CARBON STEEL FORGINGS FOR 700 MWE PROJECTS		Rev. No. : 1

4.2 Discard

Sufficient discard shall be made from each ingot to secure freedom from piping and excessive segregation.

4.3 Grain size

Grain size shall be measured as per ASTM-E-112 and shall be 6 or finer. The grain size and microstructure shall be determined on a notched bar impact test specimen, obtained from simulated Heat Treated Test Coupons. The examination shall be on the Longitudinal – Normal Section. In case of determination on an untested side (e.g. Tubesheet, Nozzles), these examinations shall be carried out on the forging directly. The micrographs for assessing the microstructure shall be made at a magnification allowing unambiguous assessment (as a rule: X 200).


4.4 Forging Process

The components shall be hot forged as close as practicable to their final finished shape and size by a press or hammer of sufficient capacity to work the metal throughout its section. The forging ratios shall not be less than 3. Tube sheet and primary head forgings, where overlay cladding is done, shall be processed in such a way that the minimum segregation portion shall be identified and kept for cladding zone.

Material flow shall be such as to favorably resist the stresses encountered in service (Main Working Direction).

4.5 Machining


Prior to the heat treatment, forgings shall be contour machined as close to the finish dimensions as possible.

 एनपीसीआईएल NPCIL	NUCLEAR POWER CORPORATION OF INDIA LTD ATOMIC POWER PROJECT	Page No. : 5 of 48
	<u>TECHNICAL SPECIFICATION FOR</u> QUENCHED & TEMPERED LOW ALLOY AND OTHER CARBON STEEL FORGINGS FOR 700 MWE PROJECTS	Rev. No. : 1

5.0 CHEMICAL COMPOSITION

The chemical composition for both product and ladle analysis shall be as follows. The specimens for product analysis will be taken from simulated heat treated test coupons described elsewhere in this specification.

<u>Element</u>	<u>Weight percentage</u>
C	0.17 - 0.23
Mn	1.20 - 1.50
Si	0.15 - 0.30
Mo	0.40 - 0.55 ⁽¹⁾
Ni	0.50 - 0.80
Cr	0.20 max.
Cu	0.12 max ⁽¹⁾
V	0.02 max.
Co	0.03 max.
Al (tot)	0.010 - 0.040
Sn	0.01 max ⁽¹⁾
As	0.015 max
Sb	0.007 max.
P	0.010 max ⁽¹⁾
S	0.008 max ⁽¹⁾
N (tot)	0.013 ⁽¹⁾
H ₂	1 ppm max.
O ₂	20 ppm max.

 एनपीसीआईएल NPCIL	NUCLEAR POWER CORPORATION OF INDIA LTD	
	ATOMIC POWER PROJECT	Page No. : 6 of 48
<u>TECHNICAL SPECIFICATION FOR</u>		
QUENCHED & TEMPERED LOW ALLOY AND OTHER CARBON STEEL FORGINGS FOR 700 MWE PROJECTS		Rev. No. : 1

The above chemical composition slightly differs from DIN 20 Mn.Mo Ni 55 grade. Subject to the approval by the purchaser, minor deviations may be permitted provided all other requirements of the specification are met. In the likelihood of the above limits being exceeded, the guaranteed maximum values shall be indicated in the bid itself.

Note (1) – If these figures are exceeded and check analysis levels of upto P ≤ 0.015%, S ≤ 0.015%, Mo ≤ 0.63%, Cu ≤ 0.18%, Sn ≤ 0.016% and N (tot) ≤ 0.015% are accepted, the inspection agency shall determine until further notice whether heat affected zone simulation tests and, where applicable, tangential section examination are required. If intermediate annealing at 550° C is planned in the course of further processing the permissibility of this annealing temperature shall be demonstrated in the course of the aforementioned tests/examinations. Extent and implementation of testing shall be agreed upon with the Inspection Agency.

6.0 HEAT TREATMENT

6.1 The forgings shall be supplied in quenched and tempered condition. The forgings, after contour machining near to finish dimensions, shall be heated to a temperature which produces an austenitic structure and then quenched in a suitable liquid medium ensuring uniform cooling. The tempering temperature shall be between 650 to 680°C. The measured highest temperature during stress relief heat treatment shall not be higher than the measured lowest temperature during tempering.

The uniformity of temperature during any of the heat treatment shall be proved by continuous temperature recording instruments with the help of thermocouples attached to the component.

6.2 Simulated Heat Treatment (SHT)

The simulated heat treatment (SHT) is intended to simulate the heating cycles which the actual component may experience during the course of fabrication. Such heat treatment is given to some of the test coupons called Simulated Heat Treated Coupons (STC). Heating and cooling rates shall be as indicated in the figure below:



NUCLEAR POWER CORPORATION OF INDIA LTD

ATOMIC POWER PROJECT

Page No. : 7 of 48

TECHNICAL SPECIFICATION FOR

QUENCHED & TEMPERED LOW ALLOY AND OTHER CARBON STEEL FORGINGS FOR 700 MWE PROJECTS

Rev. No. : 1

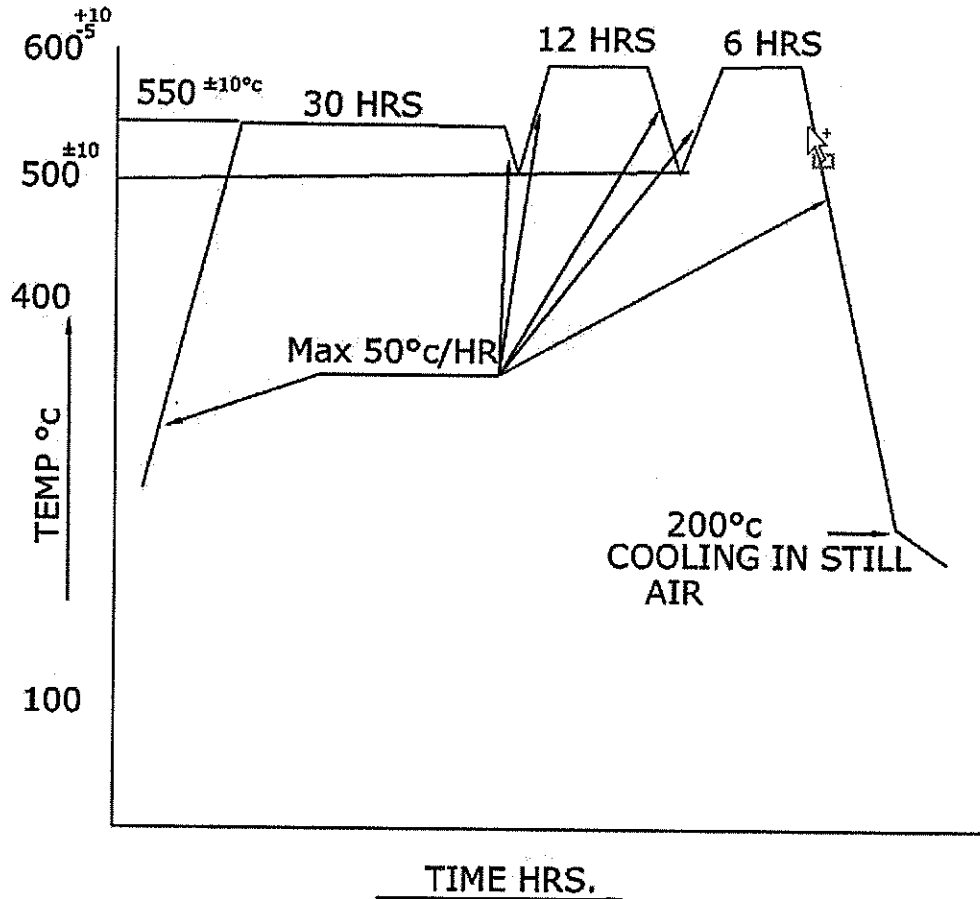



FIG.-1

7.0 MECHANICAL PROPERTIES

7.1 The mechanical tests shall be conducted as per ASTM A-20 and ASTM A-370 (DIN 50115, DIN 50125 and DIN EN 10002-1). Following minimum requirements shall be met with both in Quenched and Tempered and simulated heat treated condition for all products except manhole cover / handhole cover wherein minimum requirement shall be met in Quenched & Tempered condition.

 एनपीसीआईएल NPCIL	NUCLEAR POWER CORPORATION OF INDIA LTD ATOMIC POWER PROJECT	Page No. : 8 of 48
	TECHNICAL SPECIFICATION FOR QUENCHED & TEMPERED LOW ALLOY AND OTHER CARBON STEEL FORGINGS FOR 700 MWE PROJECTS	Rev. No. : 1

Minima pertaining to mechanical properties at room temperature and 350°C

Product form	Test Temp.	Mechanical Properties	20 MnMoNi 55 ¹⁾	Unit	
Primary head Spherical Ring Tube sheet Shell Secondary Head Nozzles	RT	Rm	l, tr, n	560-700	[N/mm ²]
		R _p 0.2	l, tr, n	390	[N/mm ²]
		A ₅	l, tr	19	[%]
		Z	l, tr	45 (EW)	[%]
		Z	n	35 (EW) / 45 (MW)	[%]
Primary head Spherical Ring Shell Secondary Head Nozzles Tube sheet	350°C	Rm	l, tr, n	505	[N/mm ²]
		R _p 0.2	l, tr, n	343 ³⁾	[N/mm ²]
		A ₅	l, tr	16 ²⁾	[%]


l = Longitudinal
tr = Transverse
n = Normal

EW = Smallest single value
MW = Average value of 3 specimens

A₅ = % Elongation on 5d (in 50 mm minimum gauge length)
Z = % Reduction in area
R_p0.2 = Yield Strength (0.2 % offset)
Rm = Tensile strength

- 1) Sampling location T/4 x T/2 (Resp. 80 x 80 mm for tube sheet)
- 2) 14% for Nozzles and Tube Sheet
- 3) 314 N/mm² for Tube Sheet

7.1.1 Testing scope of Manhole and Handhole covers in quenched & tempered condition shall be same as that of 'STC-B' of Shell forgings (Table – 2). Testing scope of Production Weld test Coupon (PWTC) in both quenched & tempered and simulated heat treated condition shall be same as that of STC-B of Shell forgings (Table – 2).

 नएनपीसीआरईएल NPCIL	NUCLEAR POWER CORPORATION OF INDIA LTD ATOMIC POWER PROJECT	Page No. : 9 of 48
	TECHNICAL SPECIFICATION FOR QUENCHED & TEMPERED LOW ALLOY AND OTHER CARBON STEEL FORGINGS FOR 700 MWE PROJECTS	Rev. No. : 1

7.2 Notch Toughness

7.2.1 Nil Ductility Transition Temperature (T-NDT)

The nil-ductility transition temperature as determined by drop weight test in accordance with ASTM-E-208 shall not be higher than - 15°C.

In case T-NDT has already been established for this type of material, complete details of the test procedure and results will be reported which shall be subject to approval by the purchaser.

7.2.2 Reference Nil Ductility Transition Temperature (R-TNDT)


Three ISO-V transverse specimens will be tested at +18°C for certification of RTNDT. The minimum absorbed energy and lateral expansion shall not be less than 68 J and 0.9 mm respectively, for any of the specimens. The percent shear fracture shall be reported.

7.2.3 Longitudinal, transverse and normal ISO-V test specimens will exhibit the following minimum values at -15°C.

- | | |
|---------------------------|------|
| i) Average of 3 specimens | 41 J |
| ii) Lowest single value | 34 J |

7.2.3 Cv-Impact Curve

Charpy V-notch impact strength versus temperature curves shall be established. Tests shall be conducted at least at six different temperatures including - 15°C and +18°C, to fully define upper and lower energy shelves. The upper energy shelf shall have 100% shear fracture and lower energy shelf a maximum of 10% shear fracture. The test reports shall include absorbed energy, percent shear fracture and lateral expansion, plotted against temperature. The upper shelf energy shall be more than 100 J. The absorbed energy and lateral expansion values at +18°C and - 15°C shall meet the requirements of 7.2.2 and 7.2.3.

 एनपीसीआईएल NPCIL	NUCLEAR POWER CORPORATION OF INDIA LTD ATOMIC POWER PROJECT	Page No. : 10 of 48
	TECHNICAL SPECIFICATION FOR QUENCHED & TEMPERED LOW ALLOY AND OTHER CARBON STEEL FORGINGS FOR 700 MWE PROJECTS	Rev. No. : 1

7.3 **Hardness Test**

Hardness of each forging shall be measured after tempering, before any further processing, along the grid as defined in each product specification to demonstrate uniformity. The minimum and maximum hardness value of each forging shall be reported. The difference between these two values for a forging shall not exceed 40 BHN. Tests shall be carried out as per ASTM-E-10.

7.4 **Inclusion Rating**

Inclusion rating (Heavy and Thin Series) shall be determined as per ASTM-E 45 (Method A or D) and shall be better than –

A	B	C	D
2.0	2.0	1.0	1.5

8.0 **TESTS & EXAMINATIONS**

8.1 **Categories of Test Coupons**

Compliance of the material with the specification requirements is checked on various categories of test coupons described as under:

i) Raw Material Test Coupons (RTC)


Test coupons obtained from the quenched and tempered forgings or forging extensions.

ii) Simulated Heat Treated Test Coupons (STC)

Test coupons obtained from the quenched and tempered forgings and subjected to simulated heat treatment described in Section 6.2.

iii) Final Production Test Coupons (FTC)

These are in the same condition as RTC. RTC and STC shall be tested at the supplier's works whereas FTC will be dispatched with the ordered item for production tests at the Purchaser's works.

 एनपीसीआइएल NPCIL	NUCLEAR POWER CORPORATION OF INDIA LTD ATOMIC POWER PROJECT	Page No. : 11 of 48
	<u>TECHNICAL SPECIFICATION FOR</u> QUENCHED & TEMPERED LOW ALLOY AND OTHER CARBON STEEL FORGINGS FOR 700 MWE PROJECTS	Rev. No. : 1

iv) Production Weld Test Coupon (PWTC)

PWTC wherever required shall be from the same heat. The PWTC shall undergo same amount of deformation and shall be supplied in same heat treatment condition (Q&T) as that of respective forgings.


8.2 **Test Coupon Location**

Top and bottom of the forgings shall be same as respective ends of the ingot. Sufficient material in the form of integrally forged ring or disc prolongations shall be provided for the purpose of testing. Cylindrical shells and nozzle forgings from which more than one nozzle is to be made, shall have prolongations at both ends. Dished ends, tube sheets and single nozzle forgings shall have prolongations on the bottom end. RTC samples shall be tested first.

STC, RTC and FTC shall be taken from the adjacent areas at any location of the cross section in the following manner:

- i) Full circumferential test rings shall be parted off from the forging prolongations after the final heat treatment. Entire cross section shall be divided into three sectors (say A, B, & C), equally spaced at 120° apart.
- ii) Each sector shall be suitably marked to accommodate STC, RTC and FTC, adjacent to each other. Identification of the coupons shall be ensured by suitable methods prior to their separation from the test ring and all through the various stages of testing.
- iii) The location of test coupons in the top and bottom test rings shall be diametrically opposite to each other.
- iv) Any balance material from the test rings, if in excess of the test requirement shall be kept reserved for any contingency which may arise during the course of testing.

Refer Figures 7 to 17 for location of test coupons.

 एनपीसीएल NPCIL	NUCLEAR POWER CORPORATION OF INDIA LTD ATOMIC POWER PROJECT	Page No. : 12 of 48
	TECHNICAL SPECIFICATION FOR QUENCHED & TEMPERED LOW ALLOY AND OTHER CARBON STEEL FORGINGS FOR 700 MWE PROJECTS	Rev. No. : 1

- v) Test coupon for forged plate for Manhole \ Handhole covers and PWTC shall be taken from one end of the forged plate.

8.3 Test Specimen Location

The test coupons shall be taken in such a way that the test specimens shall have their longitudinal axis atleast $\frac{1}{4} t$ (80 mm for tube sheet) from any surface and with the mid length of the specimens at least $\frac{1}{2} t$ (80 mm for tube sheet) from any second surface, where 't' is the maximum heat treated thickness of the forging.

8.4 Specimen Directions

The mechanical properties are to be established along the following three mutually perpendicular directions:


- | | | |
|-----------------|---|---|
| i) Longitudinal | - | Parallel to the main working direction |
| ii) Transverse | - | Transverse to the main working direction |
| iii) Normal | - | Parallel to the direction of thickness
(Applicable for thickness in excess of 70 mm) |

8.5 Chemical Analysis

Chemical analysis shall be carried out in accordance with ASTM-E 30 & ASTM—E 350. If the ingot is made from one heat, only one ladle analysis is required. However, in case of an ingot made from more than one heat, weighted average shall be reported.

For product analysis, samples from each STC shall be analyzed. Samples for chemical analysis shall be taken from a depth of $\frac{1}{4}t$ from any tempered wall surface and at least at a distance of $\frac{1}{2}t$ from the heat treated edge of the coupon. Broken mechanical test specimens may be used.

Apart from STC samples, the chemical composition shall also be determined as required by individual product specifications.

 एनपीसीआइएल NPCIL	NUCLEAR POWER CORPORATION OF INDIA LTD ATOMIC POWER PROJECT	Page No. : 13 of 48
	TECHNICAL SPECIFICATION FOR QUENCHED & TEMPERED LOW ALLOY AND OTHER CARBON STEEL FORGINGS FOR 700 MWE PROJECTS	Rev. No. : 1

8.6 Mechanical Tests

The extent of tests required for each product has been included in tabular form under the product specifications.

For tension test, one specimen shall be tested from a sampling point at room temperature and at 350°C. For impact test, one set of 3 Charpy-V notch specimens shall be tested at a given temperature.

NDT temperature shall be determined using STC Pellini specimens from one location. The NDT temperature so determined shall also be confirmed by tests on two transverse specimens taken from STC & RTC coupons from other locations (See Tables 1, 2 & 3). However, in case of Nozzle forgings (Table 4 & 5) NDT temperature shall be confirmed by testing two transverse Pellini specimens from STC coupons as shown therein.


8.7 Sulfur Prints (Baumann Prints)

Sulfur prints shall be prepared for Tube sheet & Primary Head forgings at the location and area specified in Fig. 9 and Table -3 respectively. For other forgings Sulfur print is not required to be taken provided the bulk sulfur content as revealed by chemical analysis is less than or equal to 0.008% both in Ladle and Product analysis.

9.0 NON DESCTRUCTIVE EXAMINATION

9.1 Ultrasonic Examination

All forgings after the final heat treatment and machining shall be ultrasonically examined in accordance with SA-388, recommended practice for Ultrasonic Examination of Heavy Steel Forgings. Where ultrasonic examination is not feasible or only partially feasible due to the final component geometry after machining, examination shall be carried out for acceptance in the semi-machined condition. The forgings shall be examined for the total volume using both straight beam and angle beam search units, observing the scanning directions as indicated in Figure 2, 3, 4 and 4A.

 एनपीसीआईएल NPCIL	NUCLEAR POWER CORPORATION OF INDIA LTD	
	ATOMIC POWER PROJECT TECHNICAL SPECIFICATION FOR QUENCHED & TEMPERED LOW ALLOY AND OTHER CARBON STEEL FORGINGS FOR 700 MWE PROJECTS	Page No. : 14 of 48 Rev. No. : 1

The reference level for the straight beam examination shall be 6 mm diameter flat bottom hole for $t > 100$ mm and 3 mm for $t \leq 100$ mm. For angle beam examination a 3 mm wide x 12mm long x 0.03 t deep notch (3mm maximum depth) where t is nominal thickness of the material.

All Recordable indications (above 20% of reference level), apparently within acceptable limits shall be investigated to confirm that they are parallel to the forging faces and not in the transverse direction, i.e. not in the thickness direction. Defect indications under following conditions are not acceptable.


- a) Indications exceeding 20% of the reference level in thickness direction.
- b) Indications exceeding the reference level parallel to the forging faces.

In case of the tube sheet with integral hub, the hub and the portion in the tube sheet underneath the hub for a depth of at least one hub thickness shall be free from defect indications equal to or above 3% hub thickness. Similarly, in case of forgings with integral protrusions, the protrusion for a depth equal to the thickness of the protrusion shall be free from defect indication greater than or equal to the protrusion thickness.

When a cluster of small indications are obtained on the screen whose amplitudes cannot be resolved, then the gain shall be adjusted to give a back echo equal about 80% of full screen height on an adjacent defect free region. At this gain setting, the cluster of indications causing loss of back echo shall be a cause of rejection of the forging. Loss of back echo is assumed when the back reflection falls below 5% of full calibration screen height. Additionally, at such locations the sound attenuation shall be measured. The sound attenuation at 2MHz shall not be more than 4DB/Meter of single sound path.

Examination of forged bars must be performed from both thickness faces and from the cylindrical surface with normal beam probes. Additional scanning in the circumferential direction with 35° angle beam probes shall be carried out for bars larger than 120 mm in diameter. The acceptance standard shall be as follows:

- D < 60 mm C.R.R. – 2 mm
D > 60 mm C.R.R. – 3 mm
D > 120 mm C.R.R. – 4 mm
(C.R.R. – Circular Reference Reflector)

 एनपीसीआईएल NPCIL	NUCLEAR POWER CORPORATION OF INDIA LTD ATOMIC POWER PROJECT	Page No. : 15 of 48
	<u>TECHNICAL SPECIFICATION FOR</u> QUENCHED & TEMPERED LOW ALLOY AND OTHER CARBON STEEL FORGINGS FOR 700 MWE PROJECTS	Rev. No. : 1

9.2 **Magnetic Particle Examination**

Each forging after final machining shall be examined by magnetic particle method (MT) in accordance with ASME Section III, Para NB-2545. The acceptance standards shall be as per para NB-2545.3. The extent of examination shall be 100%. Demagnetization is required after test.

9.3 **Dimensional check**

Each forging shall be checked for dimensional compliance with the approved drawings. The actual dimensions shall be recorded in a sketch/drawing and submitted for final acceptance.


10.0 **REPAIRS**

Repair is generally not permitted. Slight surface defects may be smoothly ground and blended without impairing the minimum wall thickness. No other repair shall be carried out without prior approval of the purchaser or his authorized inspection agency. Plans for all repairs requiring heat treatment shall be submitted to the purchaser or his authorized inspection agency for review and approval, prior to taking up the job. Repairs involving welding are prohibited.

All non-conformities shall be recorded and reported to the Purchaser to determine their disposal.

11.0 **PROCEDURES, PLANS, REPORTS AND DOCUMENTATION**

The manufacturer shall prepare Quality assurance plan (QAP), manufacturing, testing, examination procedures, Fabrication drawings etc. and obtain Purchaser's approval prior to the commencement of manufacture. The manufacturer shall be responsible for preparation and issue of all certificates, reports and documents which shall be certified by the Purchaser or his authorized agency. Such certified final documents shall be supplied in bound volumes with proper identification. Final documentation containing all the above shall also be submitted in soft form (pdf format) with proper indexing.

 एनपीसीआईएल NPCIL	NUCLEAR POWER CORPORATION OF INDIA LTD ATOMIC POWER PROJECT	
	TECHNICAL SPECIFICATION FOR QUENCHED & TEMPERED LOW ALLOY AND OTHER CARBON STEEL FORGINGS FOR 700 MWE PROJECTS	Page No. : 16 of 48 Rev. No. : 1

12.0 **QUALITY SURVEILLANCE**

The forgings shall be subjected to quality surveillance by the Purchaser or his authorized agency during manufacture. The forgings shall not be shipped until the shipping release is given by the Purchaser/his authorized agency.

13.0 **MARKING, PACKING AND SHIPMENT**

Each forging shall be marked with Product Serial Number, Heat number, Material Specification and main working direction. In case of forgings accompanied with forged test plates, corresponding test plate identification shall also be marked on the main forging indicating correspondence with top/bottom of original ingot.

The forgings shall be protected against corrosion and damage in transit and shall be properly preserved and packed for sea-worthiness. The supplier shall submit the preservation and packing plan for Purchaser's approval. Before shipment, suitable rust preventive coating shall be applied on the forgings to ensure sea-worthiness and tropical storage for two years.



NUCLEAR POWER CORPORATION OF INDIA LTD

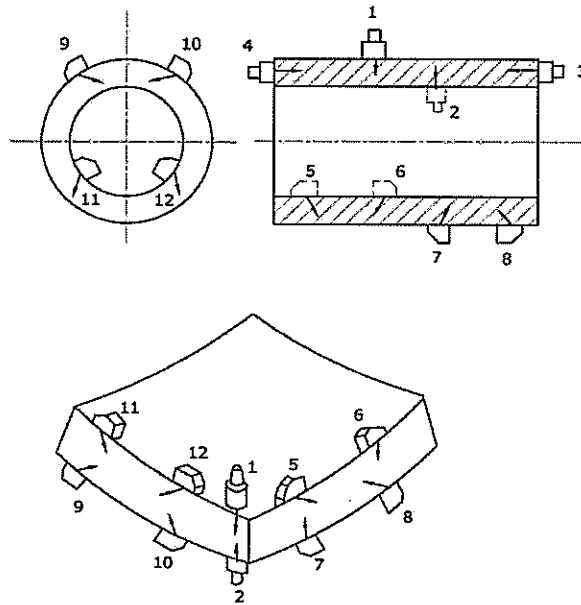
ATOMIC POWER PROJECT

Page No. : 17 of 48

TECHNICAL SPECIFICATION FOR

QUENCHED & TEMPERED LOW ALLOY AND OTHER CARBON STEEL FORGINGS FOR 700 MWE PROJECTS

Rev. No. : 1




NOTES -

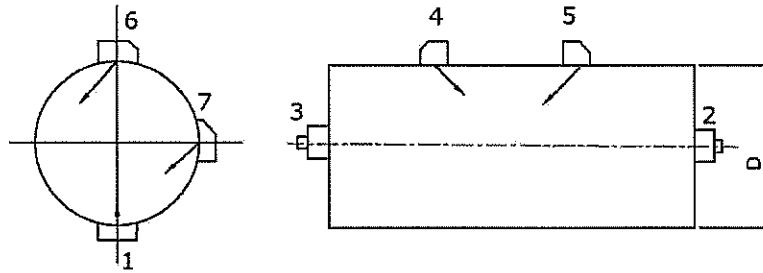
- 1. 1 TO 4 - NORMAL BEAM SCANNING
- 5 TO 12 - ANGLE BEAM SCANNING
- 2. SCAN FROM INSIDE ONLY NECESSARY IF FURTHER INVESTIGATION OF INDICATION OBTAINED BY O.C. SCAN IS REQUIRED.

SHELLS, TUBULAR FORGINGS, DISHED ENDS & PETALS

FIG. -2

Fig. -2 UT Scanning direction for Shells, Tubular Forgings, Dished Ends & Petals

 एनपीसीआईएल NPCIL	NUCLEAR POWER CORPORATION OF INDIA LTD ATOMIC POWER PROJECT	Page No. : 18 of 48
	TECHNICAL SPECIFICATION FOR QUENCHED & TEMPERED LOW ALLOY AND OTHER CARBON STEEL FORGINGS FOR 700 MWE PROJECTS	Rev. No. : 1



NOTES:-

1 1-3 NORMAL BEAM SCAN

2 4-7 ANGLE BEAM SCAN

3 SCANNING-

3.1 ① FOR ALL BARS.

ADDITIONAL

3.2 ② & ③ FOR $D > 60^\circ$ mm.

IF EVALUATION NOT POSSIBLE ④ & ⑤ WITH 45°

3.3 ⑥ & ⑦ FOR $D > 120$ mm. WITH 35° PROBE.

FORGED BARS

FIG.-3

Fig -3 UT Scanning Direction for Forged Bars



NUCLEAR POWER CORPORATION OF INDIA LTD

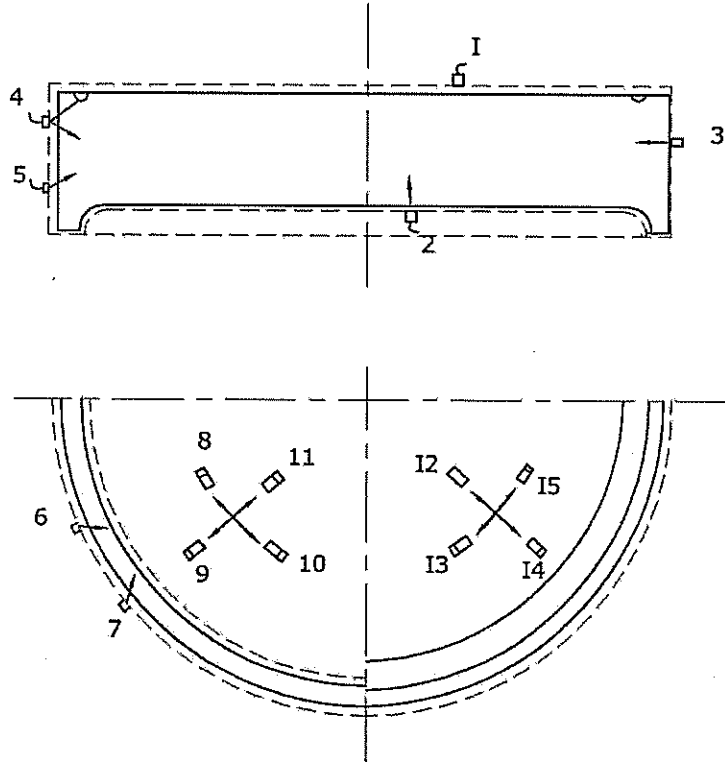
ATOMIC POWER PROJECT

Page No. : 19 of 48

TECHNICAL SPECIFICATION FOR

**QUENCHED & TEMPERED LOW
ALLOY AND OTHER CARBON STEEL
FORGINGS FOR 700 MWE PROJECTS**

Rev. No. : 1



NOTES:-

1 TO 3 - NORMAL BEAM SCAN

4 TO 15 - ANGLE BEAM SCAN

FIG. -4

**UT Scanning Direction for Tube Sheet and Dished
Ends**



NUCLEAR POWER CORPORATION OF INDIA LTD

ATOMIC POWER PROJECT

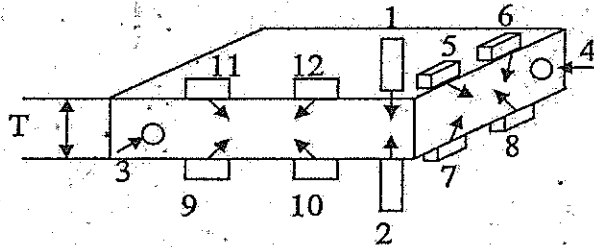
Page No. : 20 of 48

TECHNICAL SPECIFICATION FOR

**QUENCHED & TEMPERED LOW
ALLOY AND OTHER CARBON STEEL
FORGINGS FOR 700 MWE PROJECTS**

Rev. No. : 1

Scanning direction for Ultrasonic Test



Specimen direction: 1 to 4 NORMAL BEAM SCAN
5 to 12 ANGLE BEAM SCAN (45°)

Forged plate for Manhole \ Handhole covers and PWTC

Fig 4A


 एनपीसीएल NPCIL	NUCLEAR POWER CORPORATION OF INDIA LTD	
	ATOMIC POWER PROJECT	
	TECHNICAL SPECIFICATION FOR	Page No. : 21 of 48
	QUENCHED & TEMPERED LOW ALLOY AND OTHER CARBON STEEL FORGINGS FOR 700 MWE PROJECTS	
		Rev. No. : 1

TABLE - 1
EXTENT OF TESTS - TUBE SHEET

N - Normal, T - Transverse, L - Longitudinal

Sr. No	Description	Direction	STC A	STC B	STC C	RTC D	Remarks
1	Tensile (RT)	N T L	1* 1 1	- 1 -	- 1 -	- 1 -	*If testing of first test specimen yields Z <45% two more specimen shall be tested from the same location.
2	Tensile (350°C)	N T L	1 1 1	- 1 -	- 1 -	- 1 -	
3	Impact at - 15°C	N T L	3 3 3	- 3 -	- 3 -	- 3 -	
4	Impact at +18°C	N T L	- 3 -	- 3 -	- 3 -	- 3 -	
5	Impact curve (- 15°C, 18°C and 4 other temperatures)	N T L	- 12 -	- - -	- - -	- - -	
6	Drop weight test	T	8	2	2	2	Specimen P-2
7	Grain size and microstructure		1	1	1	-	Also required at 2 other locations as per Fig.9
8	Product analysis		1	1	1	-	Also required at 3 other locations as per Fig.9
9	Hardness and Sulphur Print test						Refer Fig.9
10	U.T. & M.P.I						100%; Refer Para 9.1 & 9.2

Note : For the locations & extent of Sulfur Print test Refer Fig. 9.

33111/PC-M-960

Feb, 2014

Not for publication/presentation outside NPCIL



 एनपीसीआईएल NPCIL	NUCLEAR POWER CORPORATION OF INDIA LTD ATOMIC POWER PROJECT	Page No. : 22 of 48
	TECHNICAL SPECIFICATION FOR QUENCHED & TEMPERED LOW ALLOY AND OTHER CARBON STEEL FORGINGS FOR 700 MWE PROJECTS	Rev. No. : 1

TABLE - 2
EXTENT OF TESTS - SHELL & RING FORGINGS

N - Normal, T - Transverse, L - Longitudinal

Sr. No	Description	Direction	Bottom of Ingot				STC Top of Ingot			Remarks
			STC			R T C	D	E	F	
			A	B	C					
1	Tensile at RT	N	1	-	-	-	1	-	-	See Note-1
		T	1	1	1	1	1	1		
		L	1	-	-	-	-	-	-	
2	Tensile at 350°C	N	1	-	-	-	-	-	-	
		T	1	1	1	1	1	1		
		L	1	-	-	-	-	-	-	
3	Impact at - 15°C	N	3	-	-	-	-	-	-	
		T	3	3	3	3	3	3		
		L	3	-	-	-	-	-	-	
4	Impact at +18°C	T	3	3	3	3	-	-	-	
5	Impact curve (- 15°C, 18°C and 4 other temperatures)	T	12	-	-	-	-	-	-	
6	Drop weight test	T	8	2	2	2	-	-	-	Specimen P-2
7	Grain size and microstructure		1	1	1	-	1	1	1	Examination on notched bar specimen in long-normal section
8	Product analysis		1	1	1	-	1	1	1	See note-2.
9	Hardness and Sulphur Print									See note-3.
10	U.T. & M.P.I									100%; Refer Para 9.1 & 9.2

 एनपीसीआइएल NPCIL	NUCLEAR POWER CORPORATION OF INDIA LTD ATOMIC POWER PROJECT	Page No. : 23 of 48
	<u>TECHNICAL SPECIFICATION FOR</u> QUENCHED & TEMPERED LOW ALLOY AND OTHER CARBON STEEL FORGINGS FOR 700 MWE PROJECTS	Rev. No. : 1

Notes:

1. If testing of the first specimen at RT yields $Z < 45\%$, then two more test specimens from the same sampling location shall be tested.
2. Chemical composition shall be determined from one sampling location each from top and bottom. At other location C, Mn, P&S shall be verified.
3. Hardness along a maximum square grid of 1000 mm x 1000 mm on the cylindrical outside surface and end faces. In case Sulfur print is required to be carried out as specified in clause 8.7 of this Specification, than it shall be carried out on top and bottom faces at 120° apart and 200 mm long.


 एनपीसीआईएल NPCIL	NUCLEAR POWER CORPORATION OF INDIA LTD ATOMIC POWER PROJECT	Page No. : 24 of 48
	TECHNICAL SPECIFICATION FOR QUENCHED & TEMPERED LOW ALLOY AND OTHER CARBON STEEL FORGINGS FOR 700 MWE PROJECTS	Rev. No. : 1

TABLE – 3
EXTENT OF TESTS – PRIMARY HEAD & DISHED END FORGINGS

N – Normal
T – Transverse
L - Longitudinal

Sr. No	Description	Direction	STC A	STC B	STC C	RTC	Remarks
1	Tensile at RT	N T L	1 ^D 1 1	- 1 -	- 1 -	- 1 -	See Note-1
2	Tensile at 350°C	N T L	1 1 1	- 1 -	- 1 -	- 1 -	
3	Impact at - 15°C	N T L	3 3 3	- 3 -	- 3 -	- 3 -	
4	Impact at +18°C	T	3	3	3	3	
5	Impact curve (- 15°C, 18°C and 4 other temperatures)	T	12	-	-	-	
6	Drop weight test	T	8	2	2	2	Specimen P-2
7	Grain size and microstructure		1	1	1	-	See Note-3
8	Product analysis		1	1	1	-	
9	Hardness and Sulphur Print						See Note-2
10	U.T. & M.P.I						100%; Refer Para 9.1 & 9.2

Notes:

1. If testing of the first specimen at RT yields Z <45%, then two more test specimens from the same location shall be tested.
2. Hardness values along a square grid of maximum 1000 mm x 1000 mm on the inside and outside. Sulfur print on the face at 120° apart and 120 mm long (only for Primary Head See Clause 8.7).
3. Examination on notched bar specimen in Longitudinal – Normal direction and in the centre (insitu).


 एनपीसीआइएल NPCIL	NUCLEAR POWER CORPORATION OF INDIA LTD ATOMIC POWER PROJECT	Page No. : 25 of 48
	TECHNICAL SPECIFICATION FOR QUENCHED & TEMPERED LOW ALLOY AND OTHER CARBON STEEL FORGINGS FOR 700 MWE PROJECTS	Rev. No. : 1

TABLE - 4
EXTENT OF TESTS - NOZZLES OF I.D. UPTO 250 MM

N - Normal
T - Transverse
L - Longitudinal

Sr. No	Description	Direction	Bottom of Ingot		Top of Ingot STC-B	Remarks
			STC-A	RTC		
1	Tensile at RT	T	1	1	1	See Note-2
2	Tensile at 350°C	T	1	1	1	See Note-2
3	Impact - 15°C	T	3	3	3	
4	Impact at +18°C	T	3	3	3	
5	Drop weight test	T	2	-	-	Pellini - P-2 Specimen
7	Grain size and microstructure		1	-	1	Examination on notched bar specimen in longitudinal - normal direction. Also see Note-3
7	Product analysis		1	-	1	
8	Hardness					Fig.17
9	U.T. & M.P.I					100%; Refer Para 9.1 & 9.2

Notes:

1. If only one nozzle is made from a forging then test coupon shall be taken only from bottom of forging. For more than one nozzle from a forging, additional test coupon shall be taken from the top end.
2. Specimens for nozzles upto ID 160 mm need to be taken only in longitudinal direction.
3. In case only one nozzle is made from a forging, the grain size and microstructure shall be examined at one location on the main product opposite to the sample location.


 एनपीसीआईएल NPCIL	NUCLEAR POWER CORPORATION OF INDIA LTD ATOMIC POWER PROJECT	Page No. : 26 of 48
	TECHNICAL SPECIFICATION FOR QUENCHED & TEMPERED LOW ALLOY AND OTHER CARBON STEEL FORGINGS FOR 700 MWE PROJECTS	Rev. No. : 1

TABLE – 5
EXTENT OF TESTS – NOZZLES OD I.D. OVER 250 MM

N – Normal
T – Transverse
L - Longitudinal

Sr. No	Description	Direction	Bottom of Ingot			Top of Ingot		Remarks
			STC-A	STC-B	RTC	STC-C	STC-D	
1	Tensile at RT	N	1	-	-	-	-	See Note-1
		T	1	1	1	1	1	
		L	1	-	-	-	-	
2	Tensile at 350°C	N	1	-	-	-	-	
		T	1	1	1	1	1	
		L	1	-	-	-	-	
3	Impact - 15°C	N	3	-	-	-	-	
		T	3	3	3	3	3	
		L	3	-	-	-	-	
4	Impact at +18°C	T	3	3	3	-	-	
5	Impact curve -15°C, 18°C and 4 other temperatures	T	12	-	-	-	-	
6	Drop weight test	T	2	-	-	-	-	Pellini - P-2 Specimen
7	Grain size and microstructure		1	1	-	1	1	See Note-2
8	Product analysis		1	1	-	1		See Note-2
9	Hardness							Fig.17
910	U.T. & M.P.I							100%; Refer Para 9.1 & 9.2

Notes:

1. If testing of first specimen at RT yields Z <45%, then two more test specimens from the same location shall be tested.
2. Examination on notched bar specimen in Longitudinal – Normal direction.



NUCLEAR POWER CORPORATION OF INDIA LTD

ATOMIC POWER PROJECT

Page No. : 27 of 48

TECHNICAL SPECIFICATION FOR

QUENCHED & TEMPERED LOW ALLOY AND OTHER CARBON STEEL FORGINGS FOR 700 MWE PROJECTS

Rev. No. : 1

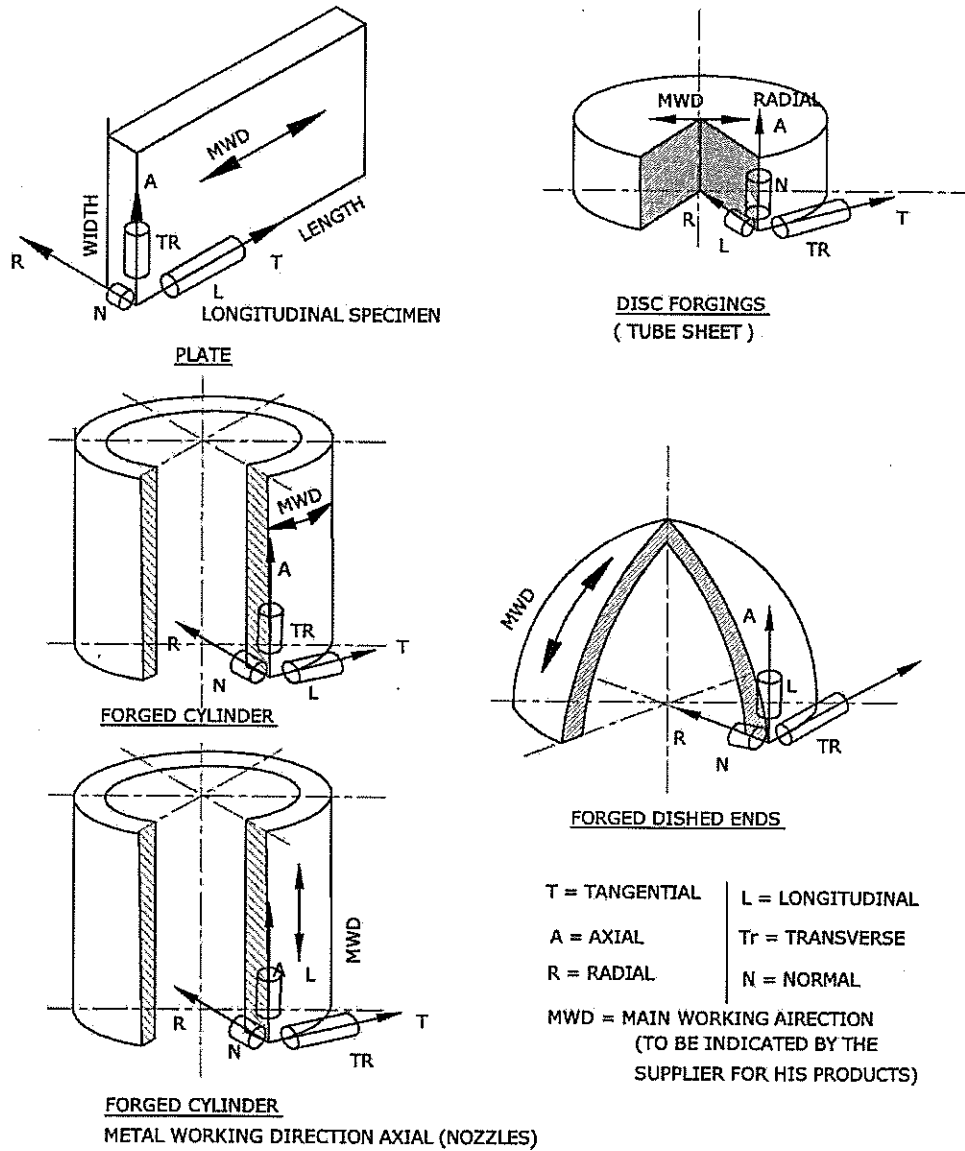


Fig. -5

33111/PC-M-960

Not for publication/presentation outside NPCIL



NUCLEAR POWER CORPORATION OF INDIA LTD

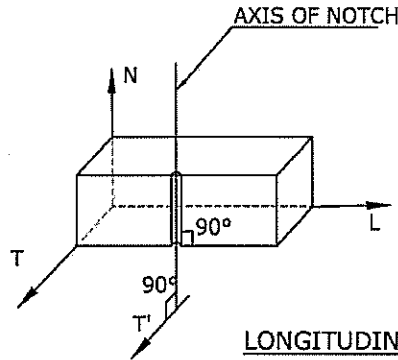
ATOMIC POWER PROJECT

Page No. : 28 of 48

TECHNICAL SPECIFICATION FOR

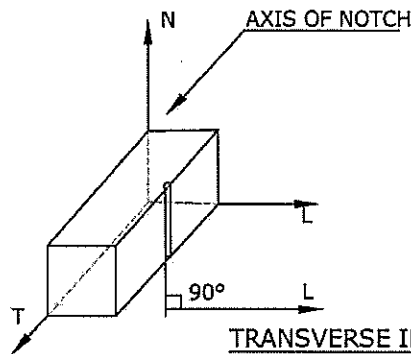
QUENCHED & TEMPERED LOW ALLOY AND OTHER CARBON STEEL FORGINGS FOR 700 MWE PROJECTS

Rev. No. : 1



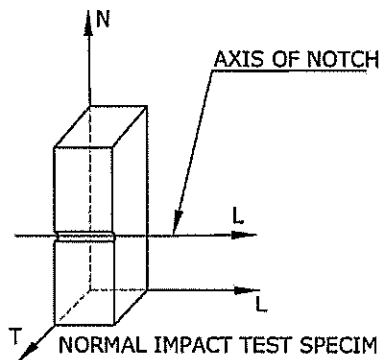
SPECIMEN ORIENTED ALONG LONGITUDINAL AXIS
AXIS OF NOTCH PERPENDICULAR TO LONGITUDINAL & TRANSVERSE DIRECTIC

LONGITUDINAL IMPACT TEST SPECIMEN



TEST SPECIMEN ALONG TRANSVERSE DIRECTICN.
AXIS OF NOTCH PERPENDICULAR TO LONGITUDINAL & TRANSVERSE DIRECTIC

TRANSVERSE IMPACT TEST SPECIMEN



TEST SPECIMEN ALONG NORMAL DIRECTICN.
AXIS OF NOTCH PARALLEL TO LONGITUDINAL DIRECTICN.
NOTCH NEARER TO H.T. SURFACE

NORMAL IMPACT TEST SPECIMEN

TEST SPECIMEN FOR
Impact Tests
Fig.-6



NUCLEAR POWER CORPORATION OF INDIA LTD

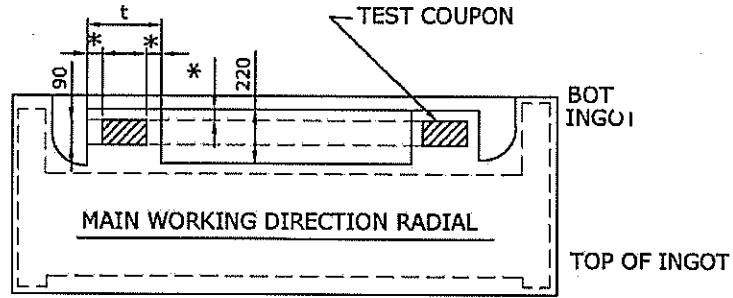
ATOMIC POWER PROJECT

Page No. : 29 of 48

TECHNICAL SPECIFICATION FOR

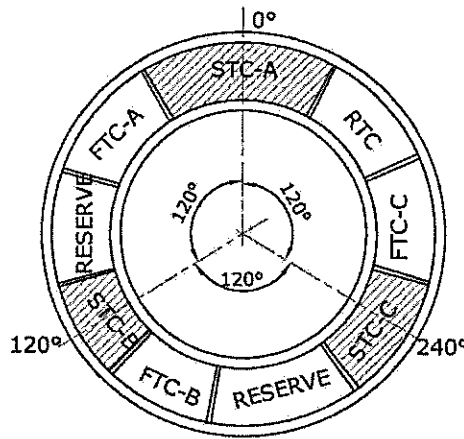
QUENCHED & TEMPERED LOW ALLOY AND OTHER CARBON STEEL FORGINGS FOR 700 MWE PROJECTS

Rev. No. : 1



* \geq 80 mm.

DIMENSION 't' MAY BE SUITABLY SELECTED BY THE SUPPLIER.



TEST COUPONS LOCATION - TUBE SHEET

FIG-7



NUCLEAR POWER CORPORATION OF INDIA LTD

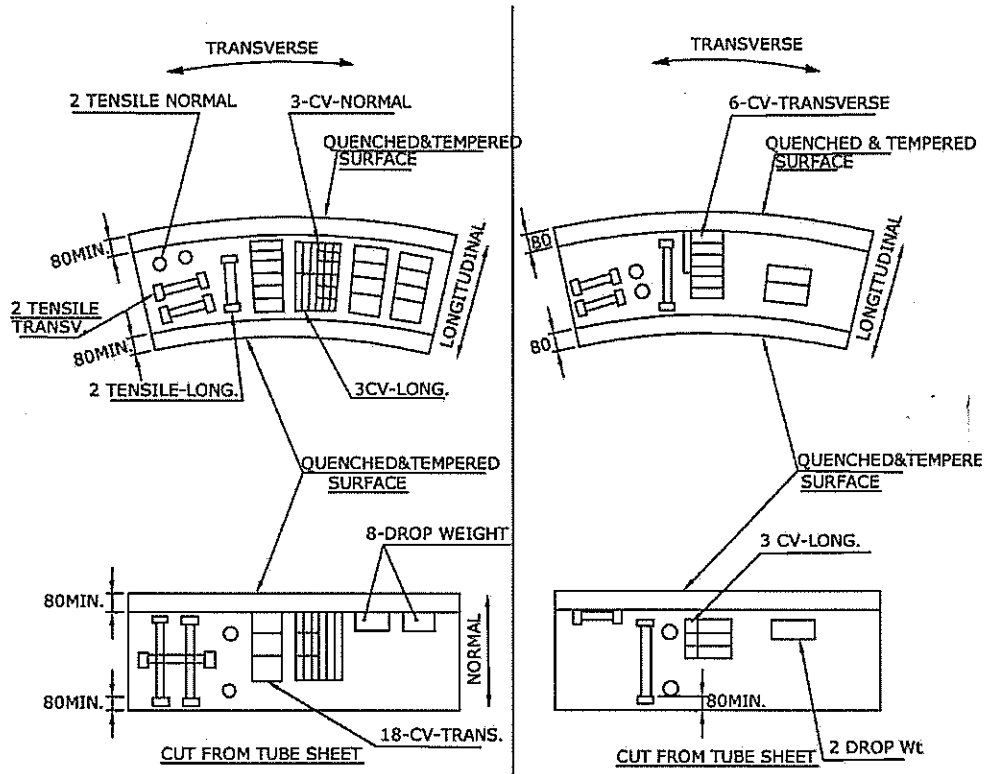
ATOMIC POWER PROJECT

Page No. : 30 of 48

TECHNICAL SPECIFICATION FOR

QUENCHED & TEMPERED LOW ALLOY AND OTHER CARBON STEEL FORGINGS FOR 700 MWE PROJECTS

Rev. No. : 1



MATERIAL SAMPLING AND TESTING PLAN FOR STC-A

MATERIAL SAMPLING AND TESTING PLAN FOR STC-B, STC-C & RTC-1

SL NO.	TEST COUPONS	STC-A			FOR EACH STC-B, STC-C & RTC-D LOCATIONS		
		N	L	T	N	L	T
1	TENSILE R.T.	1	1	1	-	-	1
2	TENSILE 350°C	1	1	1	-	-	1
3	IMPACT	3	3	18	-	-	6
4	DROP WEIGHT	-	-	8	2	2	2

EXTENT OF TESTS- TUBE SHEET

LEGEND:-

- N - NORMAL
- L - LONGITUDINAL
- T - TRANSVERSE

MATERIAL SAMPLING & TESTING PLAN-TUBE SHEET

Fig.- 8



NUCLEAR POWER CORPORATION OF INDIA LTD

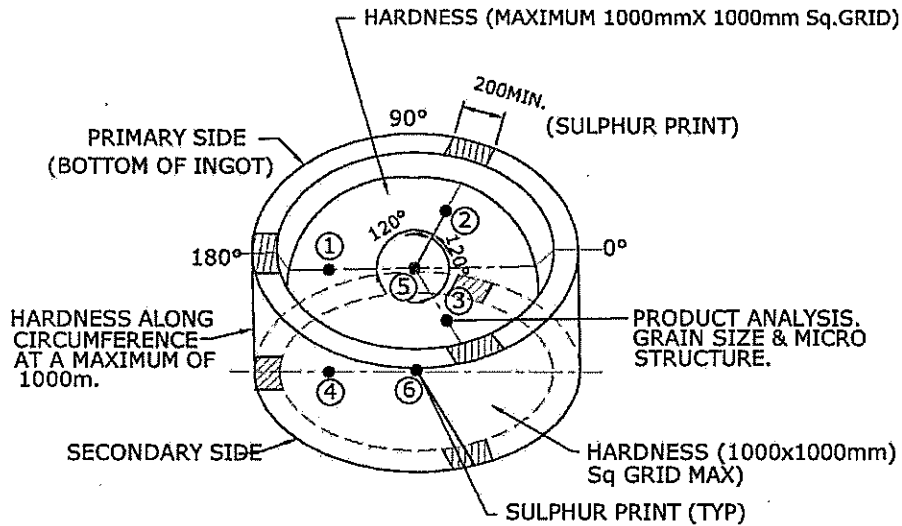
ATOMIC POWER PROJECT

Page No. : 31 of 48

TECHNICAL SPECIFICATION FOR

QUENCHED & TEMPERED LOW ALLOY AND OTHER CARBON STEEL FORGINGS FOR 700 MWE PROJECTS

Rev. No. : 1



HARDNESS CHECK - a) ON BOTH END FACES ON A GRID PATTERN OF MAXIMUM 1000 X 1000mm.
 [AFTER REMOVAL OF TEST COUPONS] b) ALONG CIRCUMFERENCE AT MAX. OF 1000mm APART.

SULPHUR PRINT TEST - AFTER FINAL MACHINING.

PRODUCT ANALYSIS - ①, ②, ③ ACCEPTANCE TEST COUPONS FROM TEST RING

- 4, 5, ⑥ ADDITIONAL SAMPLES.

GRAIN SIZE & MICROSTRUCTURE - a) ON ONE NOTCHED BAR TEST SPECIMEN FROM EACH SAMPLING LOCATION (STC-A, STC-B, STC-C)

b) IN THE CENTER OF THE PRIMARY & SECONDARY SIDE THE MICROSTRUCTURE AND SEGREGATION SHALL BE EXAMINED.

PRODUCT ANALYSIS & METALLURGICAL EXAMINATION (TUBE SHEET)

FIG-9



NUCLEAR POWER CORPORATION OF INDIA LTD

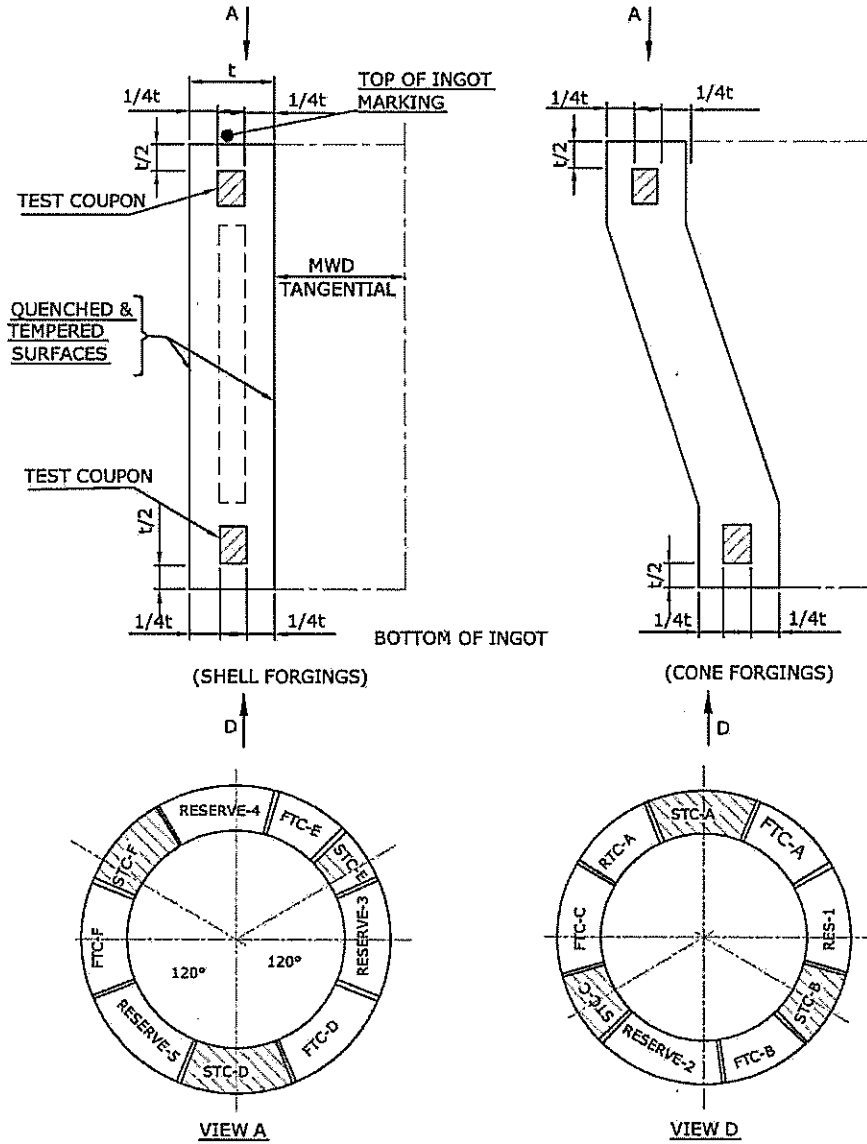
ATOMIC POWER PROJECT

Page No. : 32 of 48

TECHNICAL SPECIFICATION FOR

QUENCHED & TEMPERED LOW ALLOY AND OTHER CARBON STEEL FORGINGS FOR 700 MWE PROJECTS

Rev. No. : 1



TEST COUPONS LOCATON-RING FORGINGS

FIG-10

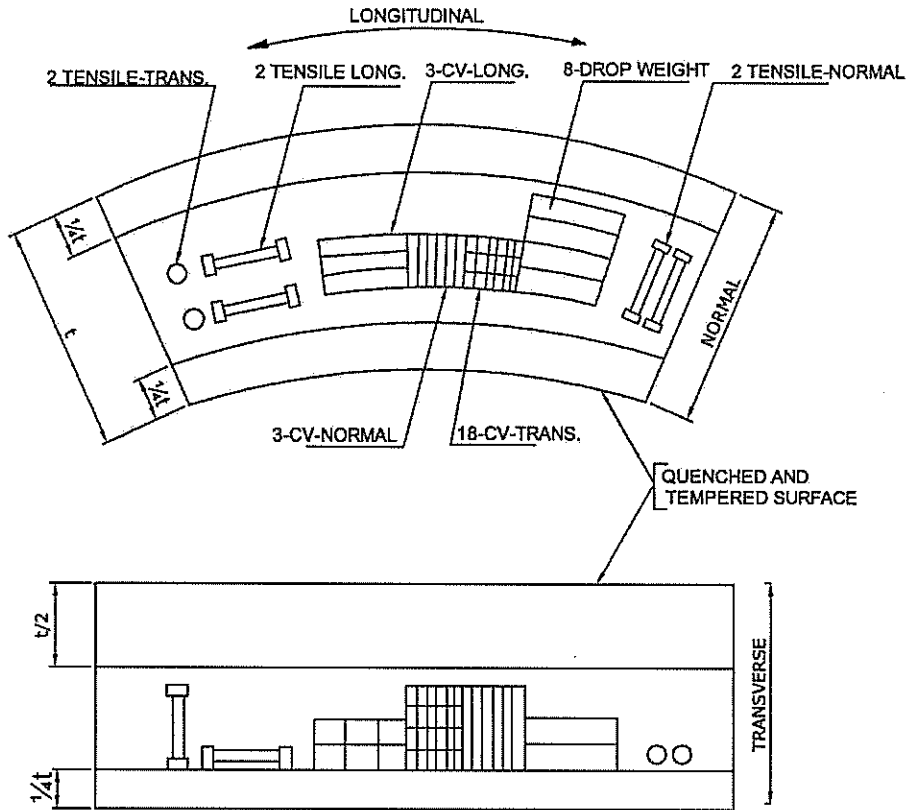


NUCLEAR POWER CORPORATION OF INDIA LTD
ATOMIC POWER PROJECT

Page No. : 33 of 48

TECHNICAL SPECIFICATION FOR
QUENCHED & TEMPERED LOW
ALLOY AND OTHER CARBON STEEL
FORGINGS FOR 700 MWE PROJECTS

Rev. No. : 1



S. NO.	TYPE OF TEST	NO. OF TEST SPECIMEN		
		L	N	T
1	TENSILE AT RT	1	1	1
2	TENSILE AT 350°C	1	1	1
3	IMPACT TEST	3	3	18
4	DROP WEIGHT TEST	-	-	8

**MATERIAL SAMPLING & TESTING
 PLAN FOR STC-A RING FORGINGS**

FIG-11



NUCLEAR POWER CORPORATION OF INDIA LTD

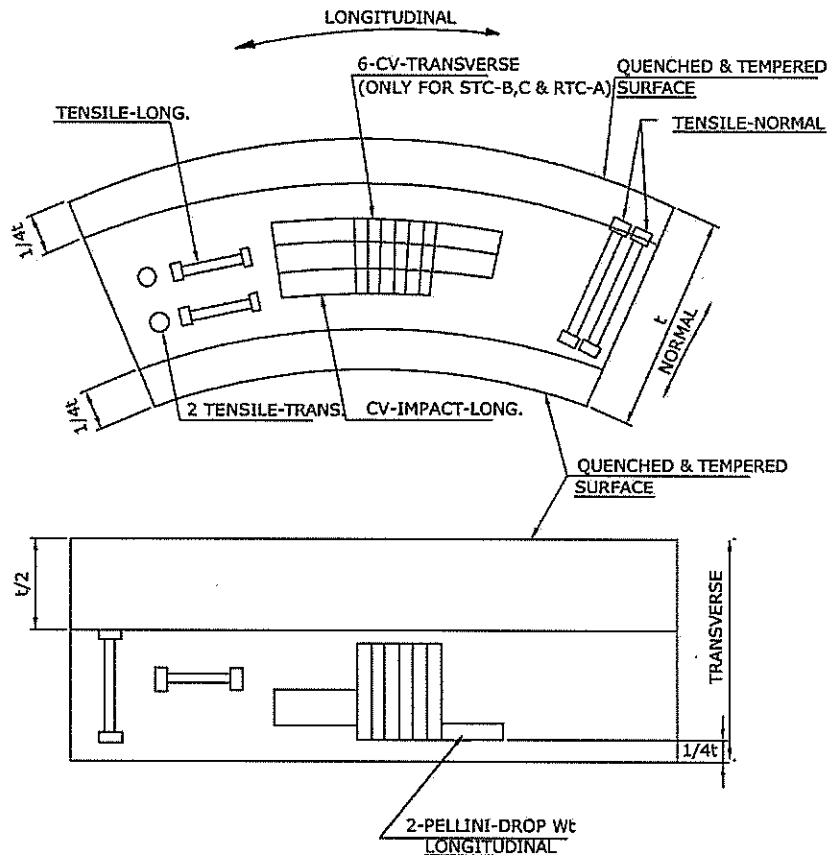
ATOMIC POWER PROJECT

Page No. : 34 of 48

TECHNICAL SPECIFICATION FOR

QUENCHED & TEMPERED LOW ALLOY AND OTHER CARBON STEEL FORGINGS FOR 700 MWE PROJECTS

Rev. No. : 1



Sl No	TYPE OF TEST	NO.OF SPEC FOR EACH OF STC-B & C			NO.OF SPEC FOR EACH OF STC-D,E&F			RTC-A No.OF SPEC		
		L	N	T	L	N	T	L	N	T
		1	TENSILE AT RT	-	-	1	-	1	1*	-
2	TENSILE AT 350°C	-	-	1	-	1	-	-	-	1
3	IMPACT TEST	-	-	6	-	-	3	-	-	6
4	DROP WEIGHT TEST	-	-	2	-	-	-	-	-	2

* ONLY FOR STC-D

NOTE - ALSO SEE TABLE -2 FOR EXTENT OF TESTS.

MATERIAL SAMPLING TESTING PLAN-STC-B,C,D,E&F AND RTC-A-RING FORGINGS

FIG-12



NUCLEAR POWER CORPORATION OF INDIA LTD

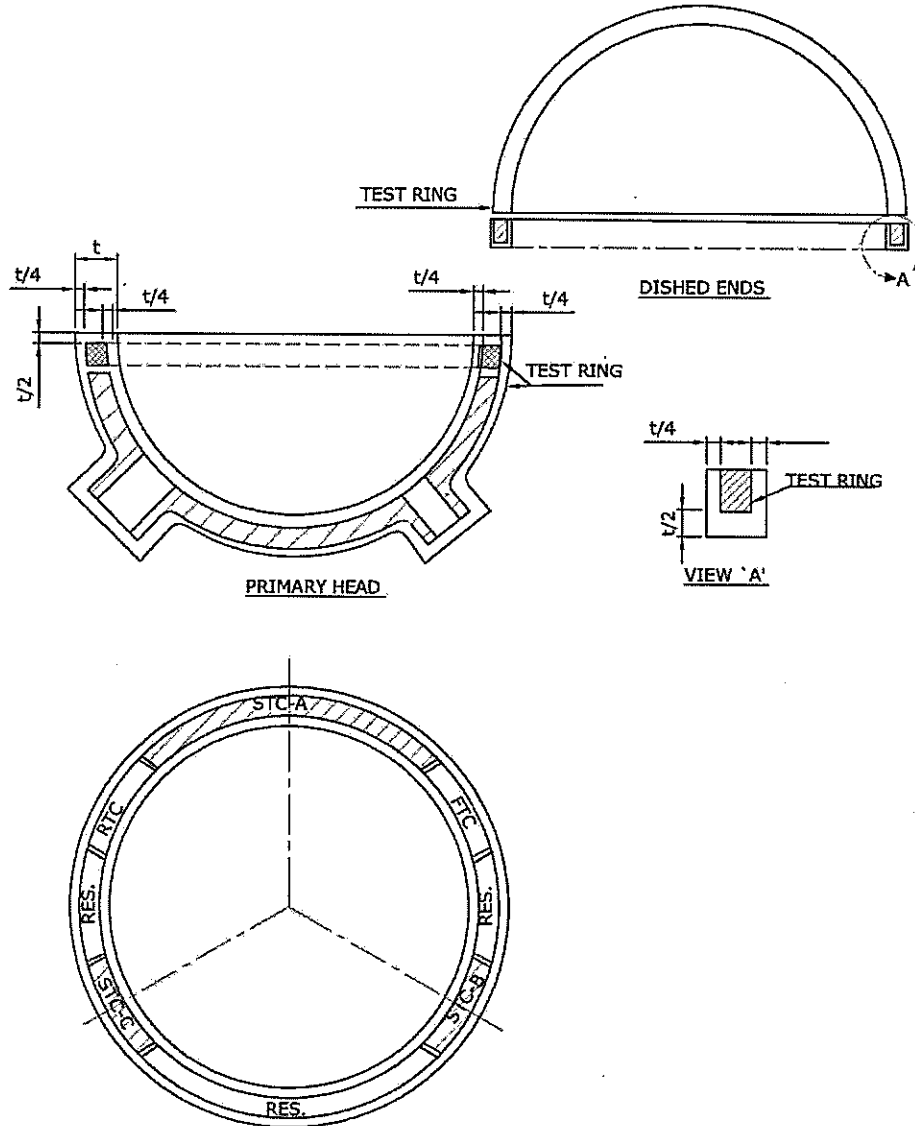
ATOMIC POWER PROJECT

Page No. : 35 of 48

TECHNICAL SPECIFICATION FOR

**QUENCHED & TEMPERED LOW
ALLOY AND OTHER CARBON STEEL
FORGINGS FOR 700 MWE PROJECTS**

Rev. No. : 1



TEST COUPONS-LOCATION-DISHED END FORGINGS

FIG-13



NUCLEAR POWER CORPORATION OF INDIA LTD

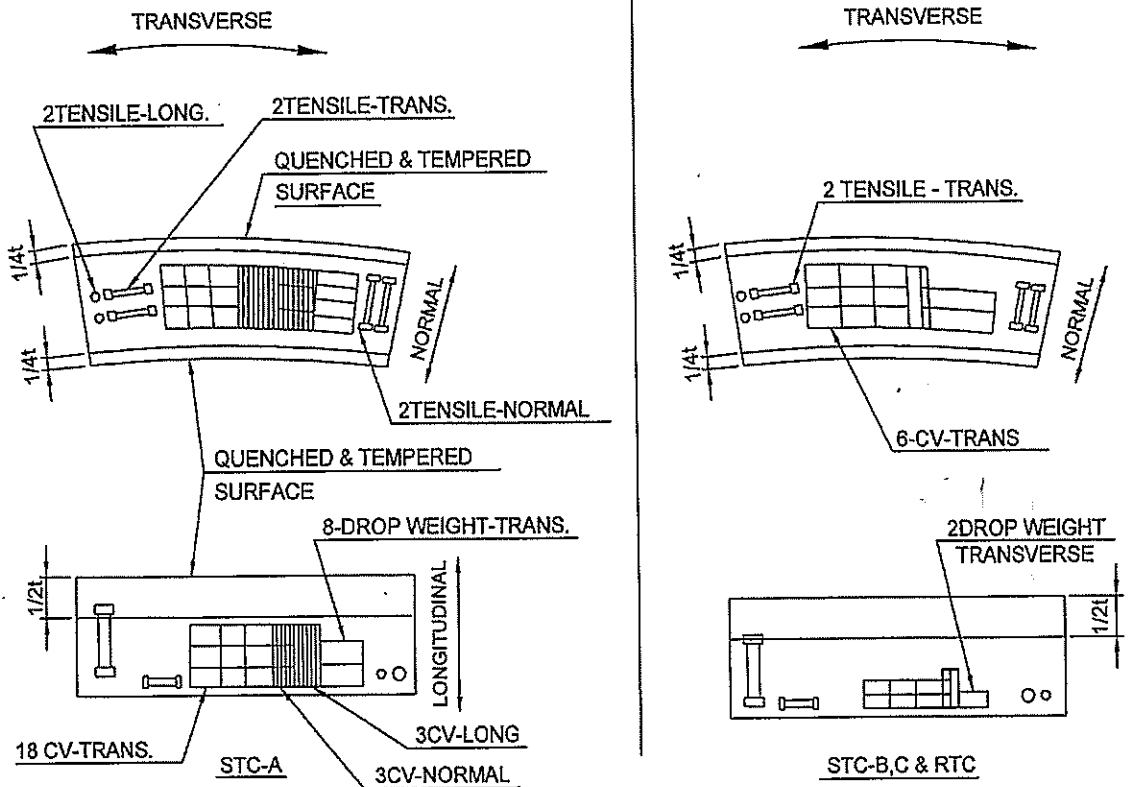
ATOMIC POWER PROJECT

Page No. : 36 of 48

TECHNICAL SPECIFICATION FOR

QUENCHED & TEMPERED LOW ALLOY AND OTHER CARBON STEEL FORGINGS FOR 700 MWE PROJECTS

Rev. No. : 1



SL. NO.	TYPE OF TEST	NO. OF TEST SPECIMEN					
		STC-A			FOR EACH OF STC-B, STC-C & RTC		
		L	N	T	L	N	T
1	TENSILE RT	1	1	1	-	-	1
2	TENSILE 350°C	1	1	1	-	-	1
3	IMPACT	3	3	18	-	-	6
4	DROP WEIGHT	-	-	8	2	2	2

MATERIAL SAMPLING & TEST PLAN - DISHED END FORGINGS

FIG - 14



NUCLEAR POWER CORPORATION OF INDIA LTD

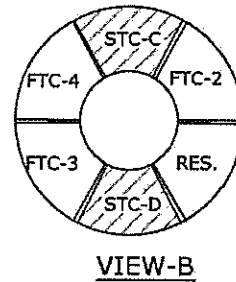
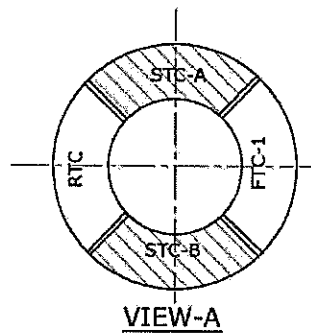
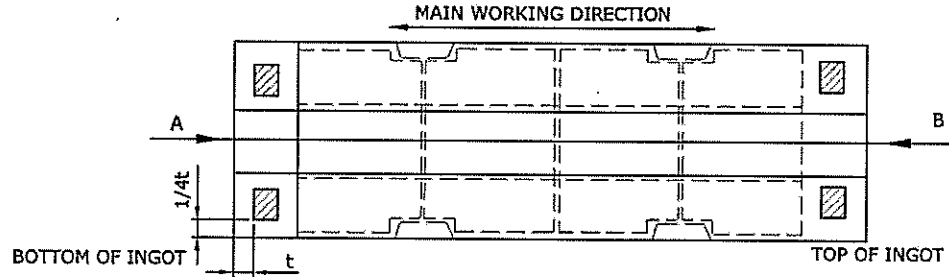
ATOMIC POWER PROJECT

Page No. : 37 of 48

TECHNICAL SPECIFICATION FOR

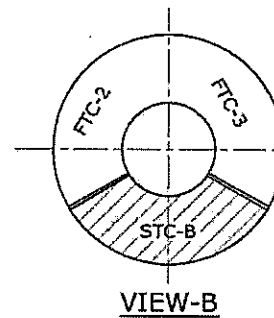
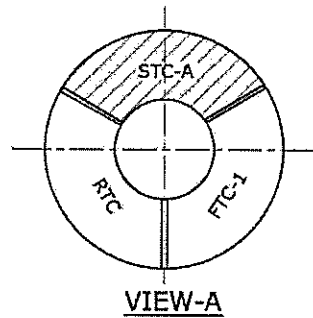
QUENCHED & TEMPERED LOW ALLOY AND OTHER CARBON STEEL FORGINGS FOR 700 MWE PROJECTS

Rev. No. : 1



(No. OF F.T.C.'S WILL BE EQUAL TO THE No. OF NOZZLES & OF SIZE EQUAL TO ATLEAST THAT OF S.T.C.-B)

SAMPLING PLAN FOR NOZZLES I.D. ABOVE 250



NOTE:-
IF ONLY ONE NOZZLE IS MADE FROM A FORGING TEST COUPONS SHALL BE DRAWN ONLY FROM THE BOTTOM.

SAMPLING PLAN FOR NOZZLES I.D. UPTO 250

TEST COUPONS-LOCATION-NOZZLE FORGINGS

FIG-15



NUCLEAR POWER CORPORATION OF INDIA LTD

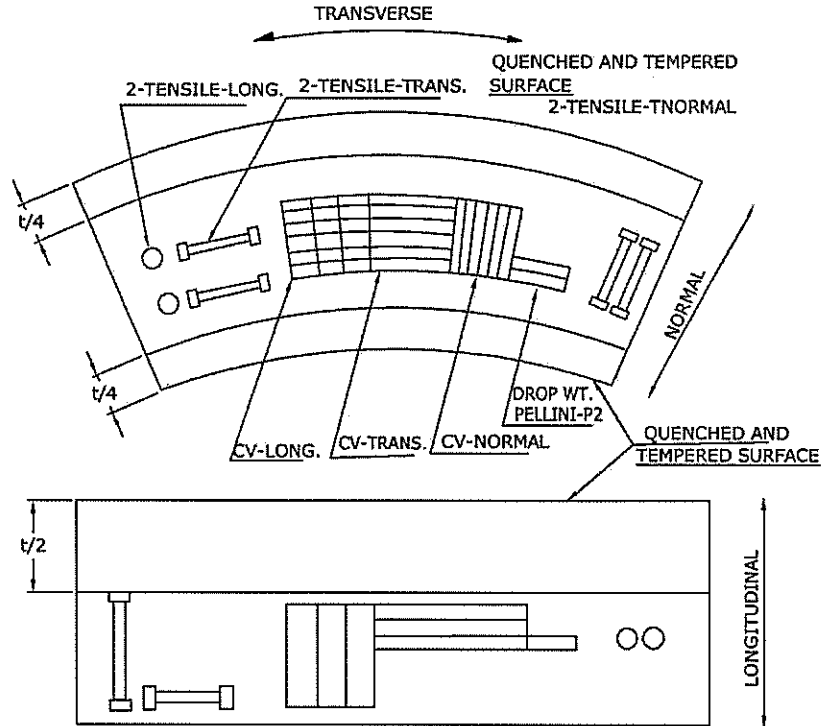
ATOMIC POWER PROJECT

Page No. : 38 of 48

TECHNICAL SPECIFICATION FOR

QUENCHED & TEMPERED LOW ALLOY AND OTHER CARBON STEEL FORGINGS FOR 700 MWE PROJECTS

Rev. No. : 1



Sl. No.	TYPE OF TEST	NO. OF TEST SPECIMEN													
		NOZZLE ID > 250						ID UPTO 160 mm						160 < ID < 250	
		STC-A			STC-B&D (EACH)			RTC			STC-A & B&RTC(EACH)			STC-A&B&RTC(EACH)	
L	N	T	L	N	T	L	N	T	L	N	T	L	N	T	
1	TENSILE RT	1	1	1	-	-	1	-	-	1	-	-	-	-	1
2	TENSILE 350°C	1	1	1	-	-	1	-	-	1	-	-	-	-	1
3	IMPACT -15°C	3	3	3	-	-	3	-	-	3	3	-	-	-	3
3	IMPACT + 18°C	-	-	3	-	-	3*	-	-	3	3	-	-	-	3
5	ADDITIONAL FOR IMPACT CURVE	-	-	12	-	-	-	-	-	-	-	-	-	-	-
6	DROP WEIGHT	-	-	2	-	-	-	-	-	-	2	-	-	2	

- NOTE** :
- 1.* ONLY ON STC-A
 - 2.● ONLY FOR STC-B
 3. ALSO REFER TABLE-5

MATERIAL SAMPLING & TEST PLAN- NOZZLES.

FIG-16



NUCLEAR POWER CORPORATION OF INDIA LTD

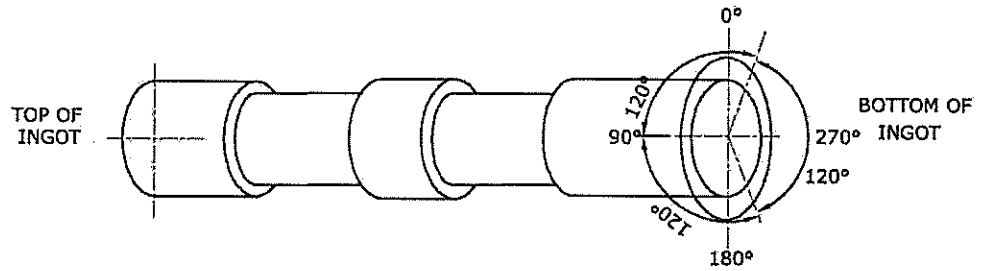
ATOMIC POWER PROJECT

Page No. : 39 of 48

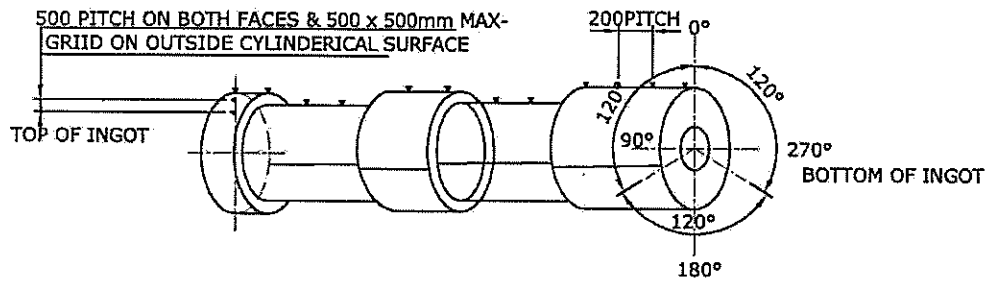
TECHNICAL SPECIFICATION FOR

**QUENCHED & TEMPERED LOW
ALLOY AND OTHER CARBON STEEL
FORGINGS FOR 700 MWE PROJECTS**

Rev. No. : 1



SULPHUR PRINT AFTER Q&T




HARDNESS TEST AFTER REMOVAL OF TEST COUPONS

NOTE:

▼ — HARDNESS TEST

METALLURGICAL TEST PLAN-NOZZLES

FIG-17

 एनपीसीआईएल NPCIL	NUCLEAR POWER CORPORATION OF INDIA LTD ATOMIC POWER PROJECT	Page No. : 40 of 48
	<u>TECHNICAL SPECIFICATION FOR</u> QUENCHED & TEMPERED LOW ALLOY AND OTHER CARBON STEEL FORGINGS FOR 700 MWE PROJECTS	Rev. No. : 1

ANNEXURE-1

LOW ALLOY STEEL FORGINGS – 16 Mo 3

1.0 SCOPE

This annexure covers the technical requirements for the supply of low alloy steel forgings conforming to DIN EN 10222-2 material number 1.5415.

2.0 PROCESS OF MANUFACTURE

2.1 **Steel Melting**

The steel shall be melted in an open hearth / electric furnace. The steel shall be fully killed and preferably vacuum degassed.

2.2 **Discard**

Sufficient discard shall be made from the ingot to secure freedom from piping and segregation.

2.3 **Forging Process**

The components shall be hot forged as close as practicable to their final shape by a press or hammer of sufficient capacity to work the metal throughout its section.


2.4 **Repairs**

Refer para 10.0 of PC-M-960.

3.0 CHEMICAL COMPOSITION

Both ladle and product analysis shall meet the following requirements:

Element	Weight percentage
C	0.12 - 0.20
Si	0.15 - 0.35
Mn	0.50 - 0.70

 एनपीसीआईएल NPCIL	NUCLEAR POWER CORPORATION OF INDIA LTD ATOMIC POWER PROJECT	Page No. : 41 of 48
	<u>TECHNICAL SPECIFICATION FOR</u> QUENCHED & TEMPERED LOW ALLOY AND OTHER CARBON STEEL FORGINGS FOR 700 MWE PROJECTS	Rev. No. : 1

P max	0.035
S max	0.035
Cr	0.30 max
Mo	0.25 - 0.35
Cu max	0.30
N2 max	0.009

4.0 HEAT TREATMENT

The forgings shall be supplied in the normalized condition.

5.0 MECHANICAL PROPERTIES


5.1 Mechanical tests shall be conducted in accordance with ASME SA-370 and ASTM E-21. Following minimum requirements shall be met within final normalized condition. Wherever possible transverse specimen will be used failing which longitudinal specimens can be used for tests.

	RT	350°C
Tensile strength (N/sq.mm)	440 – 580	To be reported
Yield strength (N/sq.mm)	270	190
% elongation on 5d (in 50 mm gauge length)	21	To be reported
Reduction in area	35	-

5.2 Notch Toughness

Three ISO-V test specimens will be tested at 20°C. The longitudinal and transverse specimen shall exhibit the following minimum values.

- | | |
|-------------------------------|------|
| i) Average of three specimens | 55 J |
| ii) Lowest single value | 39 J |

 <p>एनपीसीआईएल NPCIL</p>	NUCLEAR POWER CORPORATION OF INDIA LTD ATOMIC POWER PROJECT	Page No. : 42 of 48
	<u>TECHNICAL SPECIFICATION FOR</u> QUENCHED & TEMPERED LOW ALLOY AND OTHER CARBON STEEL FORGINGS FOR 700 MWE PROJECTS	Rev. No. : 1

5.3 Hardness Test

Hardness shall be measured on each forging after final heat treatment along the length as well as over the thickness of the forging at sufficient number of points to demonstrate uniformity.

6.0 TEST COUPONS AND SPECIMEN LOCATION

Two separate test coupons (RTC & FTC) shall be identified and taken out from the forged bars. RTC (Raw Material Test Coupons) shall be used for preliminary tests before taking up final forging. FTC (Final Test Coupon) shall undergo same amount of working heat treatment as the final forging.

The specimens for testing shall be at least $1/4't$ from a heat treated surface and $1/2't$ from the end where 't' is the heat treated thickness.

6.1 Tensile Test Specimen

Two tensile test specimens shall be taken from each Coupon (RTC – 2 nos. & FTC – 2 nos.) for tests at room temperature and at 350°C.

6.2 Impact Test Specimen


One set of Cv impact test specimen shall be taken from each (RTC & FTC) for tests at 20°C. Lateral expansion and percent shear fracture shall be reported.

7.0 NON-DESTRUCTIVE EXAMINATION

The ultrasonic examination, magnetic particle tests and dimensional checks shall be carried out on each forging as per para 9.1, 9.2 and 9.3 of PC-M-960.

8.0 QUALITY SURVEILLANCE, DOCUMENTATION, MARKING, PRACKING AND SHIPMENT

Refer para 11, 12 and 13 of PC-M-960.

 एनपीसीआईएल NPCIL	NUCLEAR POWER CORPORATION OF INDIA LTD ATOMIC POWER PROJECT	Page No. : 43 of 48
	<u>TECHNICAL SPECIFICATION FOR</u> QUENCHED & TEMPERED LOW ALLOY AND OTHER CARBON STEEL FORGINGS FOR 700 MWE PROJECTS	Rev. No. : 1

ANNEXURE-2

LOW ALLOY STEEL FORGINGS – ASTM-A-350 LF2

1.0 SCOPE

This annexure covers the technical requirements for supply of low alloy steel forgings conforming to ASME-SA-350Grade LF2.

2.0 MANUFACTURE.


2.1 The steel shall be clean, homogeneous, intrinsically tough produced by any recognized fine grain melting practice and shall be fully killed. The steel shall be produced by vacuum treatment. Details of the vacuum treatment and secondary metallurgical processes used shall be indicated in the bid.

2.2. The forgings shall be supplied in accordance with SA-350 grade LF2 with following additional requirements.

2.2.1 Chemical Composition

Sulfur, Phosphorus and other impurity elements shall be restricted as given below:

S	0.025% max
P	0.025% max
Al	0.04%
V	0.01%
Cr	0.25%
Cu	0.30%
Ni	0.40%
Sn	0.011%
As	0.025%
Sb	0.007%
N ₂	0.013%

 एनपीसीआईएल NPCIL	NUCLEAR POWER CORPORATION OF INDIA LTD. ATOMIC POWER PROJECT	Page No. : 44 of 48
	TECHNICAL SPECIFICATION FOR QUENCHED & TEMPERED LOW ALLOY AND OTHER CARBON STEEL FORGINGS FOR 700 MWE PROJECTS	Rev. No. : 1

2.2.2 Heat Treatment

The forgings shall be supplied in normalized condition.

2.2.3 Grain Size & Microstructure

The grain size and microstructure shall be determined on Longitudinal-Normal section of the forging. The micrographs for determining the microstructure shall be made with a minimum magnification of 200X. The grain size shall be measured as per ASTM-E-112 and shall be 6 or finer.


3.0 MECHANICAL PROPERTIES

3.1 Mechanical tests shall be conducted in accordance with ASME-SA-370 and ASTM-E-21. Following minimum requirements shall be met within final normalized condition and are applicable to all test specimen orientation viz. Longitudinal, Transverse and Normal.

	RT	350°C
Tensile strength (N/sq.mm)	483 - 655	To be reported
Yield strength (N/sq.mm) (0.2% offset)	250	190
% elongation in 50 mm	22	To be reported
Reduction in area	30	To be reported

3.2 Notch Toughness

In addition to the impact properties specified at -45.6°C as called for in SA-350 LF2, ISO-V impact transverse test specimens will be tested at + 18°C for certification of RTNDT. The absorbed energy and lateral expansion shall not be less than 69 J and 0.9 mm respectively for any of the specimens. The percent shear fracture shall be reported. Two drop weight tests carried out at - 15°C shall not indicate any break.

 एनपीसीआईएल NPCIL	NUCLEAR POWER CORPORATION OF INDIA LTD ATOMIC POWER PROJECT	Page No. : 45 of 48
	<u>TECHNICAL SPECIFICATION FOR</u> QUENCHED & TEMPERED LOW ALLOY AND OTHER CARBON STEEL FORGINGS FOR 700 MWE PROJECTS	Rev. No. : 1

3.3 Hardness Test

Hardness of each forging shall be measured after the heat treatment before any further processing along the grid as defined in product specifications to demonstrate uniformity. Tests shall be carried out as per ASTM-E-10. The difference between the maximum and minimum hardness values shall not exceed 20 BHN.

3.4 Inclusion Rating

Refer para 7.4 of PC-M-960.

4.0 TESTS & EXAMINATION


For test coupon location and extent of tests refer para 8.2, 8.3, 8.4, 8.5, 8.6, 8.7 and product specification tables of PC-M-960.

5.0 NON-DESTRUCTIVE EXAMINATION

Refer para 9.1, 9.2 and 9.3 of PC-M-960.

6.0 QUALITY SURVEILLANCE, DOCUMENTATION, MARKING, PRACKING AND SHIPMENT

Refer para 11, 12 and 13 of PC-M-960.

 एनपीसीआईएल NPCIL	NUCLEAR POWER CORPORATION OF INDIA LTD ATOMIC POWER PROJECT	Page No. : 46 of 48
	TECHNICAL SPECIFICATION FOR QUENCHED & TEMPERED LOW ALLOY AND OTHER CARBON STEEL FORGINGS FOR 700 MWE PROJECTS	Rev. No. : 1

ANNEXURE-3
BLEED CONDENSER FORGING

N – Normal, T – Transverse, L - Longitudinal


1. EXTENT OF TESTS FOR

- a) Primary Head with Integral Nozzles
- b) Tube Sheet
- c) Shell Flange
- d) Hemispherical Head
- e) Ellipsoidal Head

- 1.1 No. of Test Coupons : 3 Nos. (STC-A, STC-B & RTC)
- 1.2 Location of Test Coupons : STC A&B Diametrically opposite to each other.
- 1.3 Condition of Test Coupons : Simulated Heat Treatment for STC (See Clause 6.2 of PC-M-960)
- 1.4 Extent of Tests

Description	Direction	STC -A	STC -B	RTC
Tensile (RT)	N	1	--	--
	T	1	1	1
	L	1	--	--
Tensile (350°C)	T	1	1	1
Impact at - 15°C	T	3	3	3
Impact at +18°C	T	3	3	3
Drop weight test	T	2	--	2
Grain size and * microstructure		1	1	--
Product analysis		1	--	--
Hardness		At 500 x 500 mm grid		
U.T. & M.P.I		100% Refer 9.1 & 9.2 of PC-M-960		

* Examination on notched bar specimen in Longitudinal – Normal direction.

 एनपीसीआइएल NPCIL	NUCLEAR POWER CORPORATION OF INDIA LTD ATOMIC POWER PROJECT	Page No. : 47 of 48
	TECHNICAL SPECIFICATION FOR QUENCHED & TEMPERED LOW ALLOY AND OTHER CARBON STEEL FORGINGS FOR 700 MWE PROJECTS	Rev. No. : 1

BLEED CONDENSER FORGINGS

N – Normal, T – Transverse, L - Longitudinal

2. EXTENT OF TESTS FOR


- a) Integral Forging of Cone & Shell
- b) Shell Forging

- 2.1 No. of Test Coupons 5 Nos.(STC-A, STC-B & RTC - Bottom of Ingot, STC-C & STC-D –Top of Ingot)
- 2.2 Location of Test Coupons: Diametrically opposite to each other on one face and displaced by 90° to the opposite face. RTC at 90° to STC
- 2.3 Condition of Test Coupons: Simulated Heat Treatment for STC (See Clause 6.2 of PC-M-960)
Q&T for RTC

2.3 Extent of Tests

Description	Direction	Bottom of Ingot			Top of Ingot	
		STC -A	STC -B	RTC	STC -C	STC -D
Tensile (RT)	N	1	--	--	1	--
	T	1	1	1	1	1
	L	1	--	--	--	--
Tensile (350°C)	T	1	1	1	1	1
Impact at - 15°C	T	3	3	3	3	3
Impact at +18°C	T	3	3	3	3	3
Impact curve (- 15°C, 18°C and 4 other temperatures)	T	12	--	--	--	--
Drop weight test	T	2	-	-	-	2
Grain size and * microstructure		1	1	--	1	1
Product analysis		1	1		1	
Hardness	At 500 x 500 mm grid					
U.T. & M.P.I	100% as per para 9.1 & 9.2 of PC-M-960					

* Examination on notched bar specimen in Longitudinal – Normal direction.

 एनपीसीआईएल NPCIL	NUCLEAR POWER CORPORATION OF INDIA LTD ATOMIC POWER PROJECT	Page No. : 48 of 48
	TECHNICAL SPECIFICATION FOR QUENCHED & TEMPERED LOW ALLOY AND OTHER CARBON STEEL FORGINGS FOR 700 MWE PROJECTS	Rev. No. : 1

BLEED CONDENSER FORGINGS

3. EXTENT OF TESTS FOR

- a) Nozzle Forgings
- b) Heater Nozzle

- | | | |
|-----|---------------------------|--|
| 3.1 | No. of Test Coupons | 3 per forged bar (STC-A, STC-B & RTC)
(Refer Fig. 15 of PC-M-960) |
| 3.2 | Location of Test Coupons | On opposite faces - Diametrically opposite |
| 3.3 | Condition of Test Coupons | Simulated Heat Treated |
| 3.4 | Extent of Tests | |

Description	Direction 1)	Bottom of Ingot		Top of Ingot
		STC -A	RTC	STC -B
Tensile (RT)	T	1	1	1
Tensile (350°C)	T	1	1	1
Impact at - 15°C	T	3	3	3
Impact at +18°C	T	3	3	3
Drop weight test	T	2	--	--
Grain size and microstructure 2)		1		1
Product analysis		1		1
Hardness	At 200 x 200 mm grid			
U.T. & M.P.I	100% Refer 9.1 & 9.2 of PC-M-960			

Notes :

- 1) For nozzles of size 160 NB and less, the specimens are to be taken from longitudinal direction.
- 2) Examination on notched bar specimen in Longitudinal – Normal direction.
Production weld test coupons (PWTC) wherever required shall be supplied as per clause no. 8.1 (iv) of PC-M-960.

SAMPLE FORMAT OF QAP

P.O. NO: (MAIN CONTRACTOR/SUB-VENDOR AS APPLICABLE)		QUALITY ASSURANCE PLAN				QAP NO: NPCIL/PROJECT/USI/ITEM/SL. NO.			
		ITEM:				REV. NO. DATE:			
DATE:		SAFETY CLASS:		QS GRADE:					
		PROJECT				NAME OF PACKAGE: PO NO : (NPCIL)		NPCIL QA REF. NO.:	
NAME OF PACKAGE CONTRACTOR / MAIN VENDOR AND ADDRESS					NAME OF VENDOR / SUB-VENDOR AND ADDRESS				
SR.NO.	DATA SHEET/VSS NO./DRG NO.	BRIEF DESCRIPTION OF ITEM	DESIGN CODE/ SPEC. NO.	FOR MAIN CONTRACTOR'S VENDOR				AFFIX STAMP OF VENDOR / SUB-VENDOR	
					PREPARED BY	CHECKED/ REVIEWED BY	APPROVED BY		
				SIGNATURE					
				NAME					
				DATE					
FOR PACKAGE / MAIN CONTRACTOR			AFFIX STAMP OF PACKAGE CONTRACTOR		FOR NPCIL				
	CHECKED BY	REVIEWED BY	APPROVED BY		CHECKED BY	REVIEWED BY	APPROVED BY		
SIGNATURE				SIGNATURE					
NAME				NAME					
DATE				DATE					

QAP REVISION CONTROL SHEET

SL No	Description of Revision	No of Pages	Revision No. with date
1	New issue	No of pages + Nos of control sheet	0 Date

GENERAL NOTES

1. Heat treatment shall be carried out in calibrated furnaces only.
2. Calibrated instruments shall be used during inspection, examination and testing.
3. NPCIL approved chemicals shall only be used for liquid penetrant examination.
4. Non-destructive examinations & evaluation shall be carried out by personnel qualified to minimum Level-II of ISNT or ASNT
5. After completion of each stage, all concerned persons shall sign the QAP against each stage inspection. The original QAP shall be kept with vendor till the final stage is completed and signed by all concerned. This document shall also be one of the basis for issuing the Shipping Release. The final signed QAP shall be part of History Docket.