

5309F-40301-2

ON DIMINISH

7

6

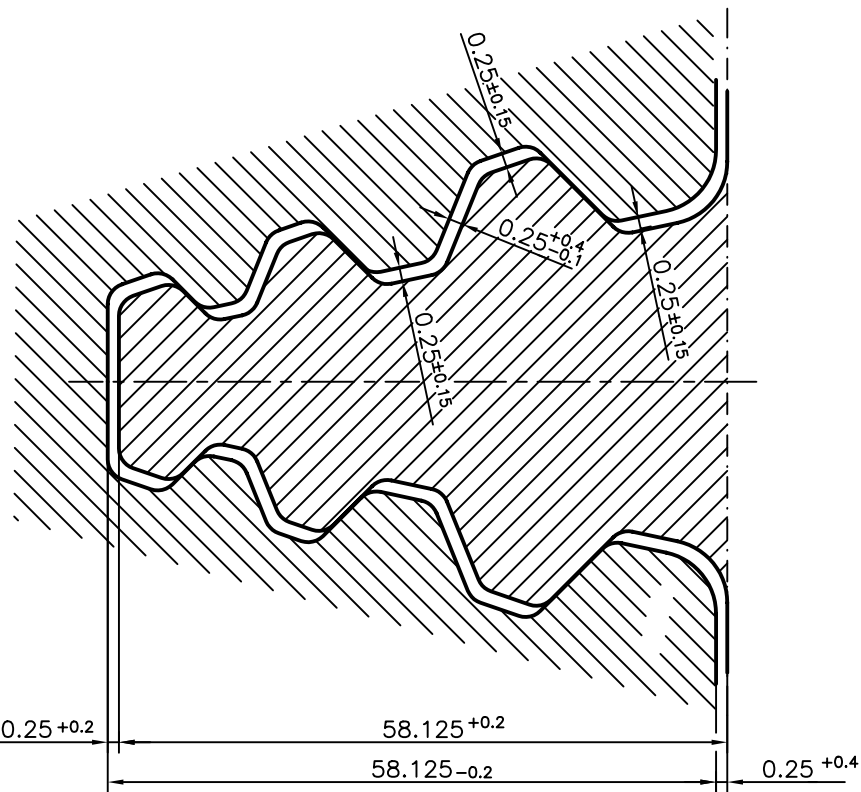
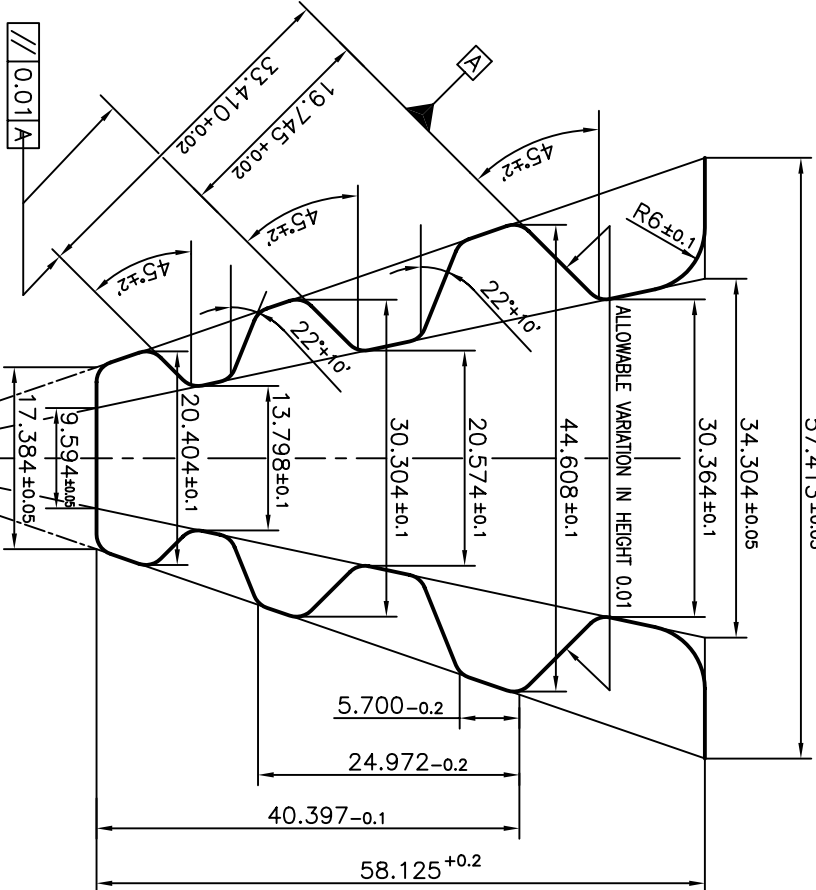
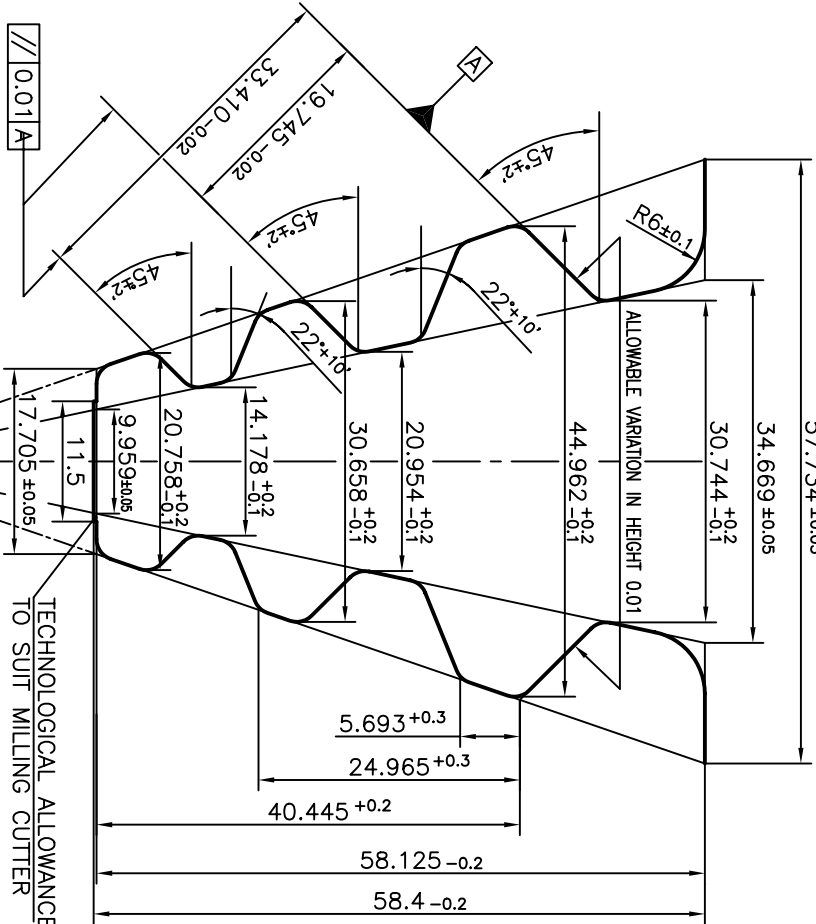
5

4

3

2

1



ROTOR GROOVE

BLADE ROOT

NETWORK COORDINATES

| REFERENCE DIMENSIONS FOR DESIGN | | | | | |
|---------------------------------|--------------|--------|------------|--------|--|
| POINTS | ROTOR GROOVE | | BLADE ROOT | | |
| | X | Y | X | Y | |
| 1 | 4.979 | 0 | 4.797 | 0 | |
| 2 | 8.853 | 0 | 8.693 | 0 | |
| 3 | 10.677 | 5.298 | 10.500 | 5.250 | |
| 4 | 6.907 | 9.068 | 6.717 | 9.033 | |
| 5 | 7.715 | 12.867 | 7.518 | 12.806 | |
| 6 | 14.183 | 15.480 | 14.004 | 15.425 | |
| 7 | 15.627 | 19.673 | 15.450 | 19.625 | |
| 8 | 10.295 | 25.006 | 10.105 | 24.971 | |
| 9 | 11.572 | 31.016 | 11.377 | 30.955 | |
| 10 | 20.819 | 34.752 | 20.639 | 34.697 | |
| 11 | 22.779 | 40.445 | 22.602 | 40.397 | |
| 12 | 15.190 | 48.035 | 15.000 | 48.000 | |
| 13 | 17.334 | 58.125 | 17.152 | 58.125 | |
| 14 | 28.867 | 58.125 | 28.706 | 58.125 | |

TECHNICAL REQUIREMENTS:

1. ALL UNDIMENSIONED RADII ARE TO BE R2 ±0.1
2. TOLERANCE FOR NETWORK COORDINATES ±0.01.

FORM 14

STEAM TURBINE

TYPE OF PRODUCT
OR
NAME OF CUSTOMER/PROJECT

BHARAT HEAVY ELECTRICALS LTD.
RANIPUR, HANOVER



| NAME | SIGN | DATE |
|-------------|------|---------|
| DRN B.P.S. | Sd/- | 04.4.02 |
| CHD P.K.B. | Sd/- | 22.5.02 |
| APPD T.K.G. | Sd/- | 30.9.02 |

| DEPT | SITE | SCALE | WEIGHT (KG) | REF. TO ASSY. DRG. | ITEM NO. OF |
|-----------|------|-------|-------------|--------------------|-------------|
| CODE 4011 | | 2:1 | - | 01030746000 | 75 77 |

TITLE : **ROOT AND GROOVE**
PROFILE FOR MOVING BLADE

| DRAWING NO. | CARD CODE | SHEET No. | No. OF SHEETS |
|----------------------|-----------|-----------|---------------|
| 2-10307-46035 | | 7 | 22 23 24 |

THE INFORMATION ON THIS DOCUMENT IS THE PROPERTY OF BHARAT HEAVY ELECTRICALS LIMITED. IT MUST NOT BE USED DIRECTLY OR INDIRECTLY IN ANY WAY DETERIMENTAL TO THE INTEREST OF THE COMPANY.

COPYRIGHT AND CONFIDENTIAL

7144-34120
Ref.Drawing No>

Sign & Date

Inventory No

8

7

6

5

4

3