



An ISO 9001
Company

Bharat Heavy Electricals Limited
(High Pressure Boiler Plant)
Tiruchirappalli – 620014, TAMIL NADU, INDIA
CAPITAL PURCHASE / MATERIALS MANAGEMENT / MANUFACTURING

ENQUIRY	Phone: +91 431 257 75 75 Fax : +91 431 252 07 19 Email : rmanohar@bheltry.co.in Web : www.bhel.com
----------------	---

	Enquiry Number:	Enquiry Date:	Due date for submission of quotation:
	2620600048	02.08.2006	11.09.2006

Your are requested to quote the Enquiry number date and due date in all your correspondences. This is only a request for quotation and not an order

Item	Description	Quantity	Delivery Schedule
10	CNC pipe end chamfering machine (upto 200 mm) with turntable arrangement as per the technical specification & commercial conditions applicable (to be downloaded from web site www.bhel.com)	2 Nos.	02.02.2007

Note:

- (1) The detailed Technical Specification along with technical point-by-point confirmation, Commercial Terms & Conditions applicable for this Enquiry, Confirmation of acceptance for BHEL commercial terms & conditions and Price Bid formats have been posted in BHEL Corporate web site www.bhel.com under Enquiry reference “2620600048”. Your offer should be based on all the above documents.
- (2) Also, you are requested to fill in the Supplier Registration formats available in www.bhel.com (under Advancement – Supplier Registration) and send it along with your offer.

Tenders should reach us before 14:00 hours on the due date Tenders will be opened at 14:30 hours on the due date Tenders would be opened in presence of the tenderers who have submitted their offers and who may like to be present	Yours faithfully, For BHARAT HEAVY ELECTRICALS LIMITED Dy. Genl. Manager / Capital Purchase / MM / Manufacturing
--	---

PART A**QUALIFYING CRITERIA FOR THE SUPPLY OF
CNC PIPE END CHAMFERING MACHINE****SECTION – I**

The BIDDER / VENDOR has to necessarily provide the following details, for making an assessment of the firm's capability and competency:

[The BIDDER is expected to give complete details against each clause in the table given below and wherever necessary an additional sheet may be attached (giving clear reference number) to cover the required details]

S. No.	PARTICULARS	VENDOR's RESPONSE
1	Number of Years of Experience of the BIDDER/ VENDOR in the field of design, manufacture and supply of ' CNC PIPE END CHAMFERING MACHINES '	
2	Number of similar size and type of CNC Pipe End Chamfering Machines supplied, installed and commissioned till date.	
3	Number of CNC Pipe End Chamfering machines supplied, installed and commissioned till date for the following category of CUSTOMERS: a) Power Utility Boiler manufacturers b) Process industry equipment suppliers.	
4	Details of Designing background of the PRINCIPAL Equipment manufacturer.	
5	Details of the International code followed for designing CNC Pipe End Chamfering machine shall be furnished. Copies of the relevant portions of the International code shall be annexed with the offer.	
6	Details of Quality Assurance System followed	
7	Details on SERVICE-after-SALES Set-Up in India including the addresses of Agents/Service Centres in India and Asia	
8	Any Additional Data to supplement the manufacturing capability of the BIDDER	

SECTION – II

The BIDDER / VENDOR has to compulsorily meet the following requirements to get qualified for submitting an offer for the CNC Pipe End Chamfering Machine.

S. No.	REQUIREMENTS	VENDOR's COMMENTS
9	The BIDDER / VENDOR shall have a minimum of TEN Years of Continuous Experience in the Design, Manufacture & Supply of CNC Pipe End Chamfering Machines. Indicate the actual experience.	
10	Reference List of Customers and Performance Certificate from CUSTOMERS (minimum 2 Customers) with full contact details of CONTACT PERSON.	

SECTION – III

The BIDDER / VENDOR has to comply with the following, for accepting the Technical Offer for scrutiny by the Purchaser:

S.No.	REQUIREMENTS	VENDOR's COMPLIANCE
11	The BIDDER / VENDOR shall submit the offer in TWO PARTS - Technical [with PART A & PART B] & Commercial and Price Bid. The Technical Offer shall be in line with the BHEL Technical Specifications and the Guidelines or Annexures mentioned, wherever applicable.	
12	The Offer shall contain a comparative statement of Technical Specifications given by BHEL and the Offer Details submitted by the Bidder, against each clause. A just 'CONFIRMED' or 'COMPLIES' or 'YES' or 'NO-DEVIATION' or similar words in the technical comparative statement may lead to disqualification of the Technical Offer.	
13	The BIDDER / VENDOR shall assure a continuous support for SPARES and SERVICE for TEN Years, from the date of commissioning of the equipment at BHEL Works.	
14	The Technical Offer shall be supported by Product Catalogue and Data Sheets in ORIGINAL and complete technical details of 'Bought-Out-Items' with copies of Product Catalogue and Selection Criteria	
15	The Commercial Offer (given with the Technical Offer) shall contain the Scope of Supply and the Un-Priced Part of the Price-Bid, for confirmation of Scope of Supply.	
16	The reference List of Customers shall be accompanied with the details (Phone Number / E-Mail ID) of the CONTACT PERSON for cross reference by BHEL	

PART – B**TECHNICAL SPECIFICATION FOR HEAVY DUTY CNC PIPE EDGE PREPARATION MACHINE**

S.No	PARTICULARS AND BHEL SPECIFICATION	BIDDER'S OFFER (With complete Technical Details)
1.0	PURPOSE & WORKPIECE MATERIAL:	
1.1	The machine is meant for Facing and edge preparation of straight & bend pipes which form high pressure components for Power Boilers, and Industrial boilers of Process Industries. The machine shall be capable of generating various profiles of edge preparation on the above said components. The Edge preparation of the above jobs shall be done by tool mounted on a rotating chuck, keeping the work piece stationary by clamping it on self-centering Electric / Hydraulic pipe clamping vice. The edge preparation profile is obtained by vectorial combination of longitudinal movement of chuck and transverse movement of the tool slide under CNC control.	
1.2	Material specification:	
	A) CARBON STEEL: SA 106 Gr.B /Gr C (ASTM), AP15L Gr B (ASTM) B) ALLOY STEEL: SA 335 P11, P12 & P22, P91 SA 312 TP304H, SA 312 TP316 L	

S.No	PARTICULARS AND BHEL SPECIFICATION	BIDDER'S OFFER (With complete Technical Details)																																				
1.3	Material Sizes																																					
1.3.1	The machine shall be suitable for pipe size OD from 60mm to 220mm and thickness from 4.0 mm to 30.0 mm. The standard sizes are furnished below. Max.Length of the pipe 5000m.																																					
1.3.2	<table> <tr> <th>Sl. No.</th><th>Pipe Size (OD), mm</th><th>Wall Thickness Range, mm</th></tr> <tr><td>1</td><td>63.5</td><td>4.0 to 12.5</td></tr> <tr><td>2</td><td>70.0</td><td>4.0 to 12.5</td></tr> <tr><td>3</td><td>88.9</td><td>4.0 to 22.2</td></tr> <tr><td>4</td><td>108</td><td>4.0 to 20.0</td></tr> <tr><td>5</td><td>114.3</td><td>3.95 to 30.0</td></tr> <tr><td>6</td><td>127</td><td>4.0 to 25.0</td></tr> <tr><td>7</td><td>133</td><td>6.0 to 16.0</td></tr> <tr><td>8</td><td>141.3</td><td>6.35 to 30.0</td></tr> <tr><td>9</td><td>159.0</td><td>4.0 to 30.0</td></tr> <tr><td>10</td><td>168.3</td><td>7.11 to 30.0</td></tr> <tr><td>11</td><td>219.1</td><td>6.32 to 24.0</td></tr> </table>	Sl. No.	Pipe Size (OD), mm	Wall Thickness Range, mm	1	63.5	4.0 to 12.5	2	70.0	4.0 to 12.5	3	88.9	4.0 to 22.2	4	108	4.0 to 20.0	5	114.3	3.95 to 30.0	6	127	4.0 to 25.0	7	133	6.0 to 16.0	8	141.3	6.35 to 30.0	9	159.0	4.0 to 30.0	10	168.3	7.11 to 30.0	11	219.1	6.32 to 24.0	
Sl. No.	Pipe Size (OD), mm	Wall Thickness Range, mm																																				
1	63.5	4.0 to 12.5																																				
2	70.0	4.0 to 12.5																																				
3	88.9	4.0 to 22.2																																				
4	108	4.0 to 20.0																																				
5	114.3	3.95 to 30.0																																				
6	127	4.0 to 25.0																																				
7	133	6.0 to 16.0																																				
8	141.3	6.35 to 30.0																																				
9	159.0	4.0 to 30.0																																				
10	168.3	7.11 to 30.0																																				
11	219.1	6.32 to 24.0																																				
1.4	Edge Preparation Styles																																					
	Edge Preparation Profile Styles (Style'D'& 'P') to be machined As per ANNEXURE .I																																					

S.No	PARTICULARS AND BHEL SPECIFICATION		BIDDER'S OFFER (With complete Technical Details)
2.0	MACHINE DETAILS:		
2.1	HEADSTOCK:		
2.1.1	Geared Head stock unit shall be of fully enclosed type with Integral facing unit mounted on the spindle nose	Vendor to Confirm	
2.1.2	Minimum & Maximum Facing diameter	60mm to 220mm	
2.1.3	Maximum turning diameter	220mm	
2.1.4	Maximum weight of the job	1,000 kgs.	
2.1.5	Maximum boring & turning length	100 mm	
2.1.6	Headstock longitudinal travel (Min 500mm)	Vendor to Specify	
2.1.7	Feed rate of Headstock longitudinal travel (steplessly variable)	0.5mm /min – 1500mm/min	
2.1.8	Torque of the AC servomotor for Headstock traverse.	Vendor to Specify	
2.1.9	Spindle speed (Infinitely variable)	10 to 800 rpm	
2.1.10	No. of speed ranges	Vendor to Specify	
2.1.11	Spindle speed range selection	Electro Hydraulic system through CNC (Hydraulic cylinders to be located conveniently for easy maintenance.)	
2.1.12	KW rating of AC spindle motor (S1duty) (Vendor to furnish complete technical details along with offer)	Minimum 15kW Vendor to Specify	
2.1.13	Torque-Power-Speed characteristics of the spindle system to be submitted by the vendor along with offer	Vendor to specify	

S.No	PARTICULARS AND BHEL SPECIFICATION		BIDDER'S OFFER (With complete Technical Details)
2.1.14	Forward and reverse rotation of spindle motor with suitable braking mechanism. (Complete details with drawings, explanations to be submitted along with the offer.)	Vendor to specify	
2.1.15	Sliding type Chip guard on the headstock for the safety of the operator, operator's panel and to avoid spillage of chips on shop floor (Details should be furnished in offer)	Vendor to confirm	
2.2	FACING UNIT:		
2.2.1	Heavy steel casting fitted on the nose of main spindle, incorporating the tool holder slide with tool holder for radial feed (Vendor to furnish details in the offer)	Vendor to Confirm	
2.2.2	Maximum diameter of the face plate	Vendor to specify	
2.2.3	Tool holder slide traverse X-Axis	Vendor to Specify	
2.2.4	Min. distance between the faceplate and the clamping vice	Vendor to specify	
2.2.5	Torque of the A.C.servo motor for tool slide	Vendor to specify	
2.2.6	Feed rate of Tool holder slide X-axis (Steplessly variable)	0.5mm /min – 1000 mm/min	
2.2.7	Tool holder slide counter balance arrangement. (If required)	Vendor to specify.	
2.3	MACHINE BED:		
2.3.1	No. Of Guide ways	Vendor to specify	
2.3.2	Bed width across ways	Vendor to specify	
2.3.3	Type of guide ways: (Details should be furnished in the offer)	Vendor to specify	
2.3.4	Hardness of guide ways	Vendor to specify	
2.3.5	Metallic Telescopic Covers of rust resistant material shall be provided with wipers for guide ways. Joints of telescopic covers should be so sealed to avoid ingress of dust.	Vendor to specify	

S.No	PARTICULARS AND BHEL SPECIFICATION		BIDDER'S OFFER (With complete Technical Details)
2.4	FEED DRIVE SYSTEM:		
2.4.1	Feed drives/ motors for X & Z axes [AC servo motors] shall be digital type of either Siemens or Fanuc or any other reputed make (Details of model, make, type etc. to be furnished in the offer)	Vendor to specify	
2.4.2	Maximum feed force for all axes	Vendor to specify	
2.4.3	Feed back system for X & Z axes: Siemens/Fanuc/Heidenhain Rotary encoders. (Details to be furnished in the offer)	Vendor to specify	
2.4.4	Feed back system for Spindle rpm: Seimens / Fanuc / Heidenhain Rotary Encoders (Details to be submitted by the vendor with offer)	Vendor to specify	
2.4.5	Type of power transmission: Pre-loaded backlash-free re-circulating ball screw drive for X & Z axes. (Complete description of the aforesaid including diameter of Ball Screw for each axis, to be furnished in the offer)	Vendor to specify	
2.5	STRAIGHT PIPE AND PIPE BEND CLAMPING SYSTEM:		
2.5.1	The clamping system shall be suitable for centering and clamping straight pipes as well as bends (Complete details should be furnished in the offer)	Vendor to Confirm	
2.5.2	The clamping system shall be equipped with a horizontally moving electric / hydraulically operated self-centering vice. The Vice shall incorporate "V" type jaws which can be moved up & down for job centering.	Vendor to Confirm	
2.5.3	Diameter range	60mm to 220mm	
2.5.4	Bed width	Vendor to specify	
2.5.5	Bed length	Vendor to specify	

S.No	PARTICULARS AND BHEL SPECIFICATION	BIDDER'S OFFER (With complete Technical Details)
2.5.6	Clamping force /pressure	Vendor to specify
2.5.7	Min straight length of the job for clamping	150 mm for both straight and bend pipes.
2.5.8	Clamping force/ pressure should be able to be selected automatically by the system "thro" CNC for different combination of pipes OD and thickness mentioned in our specification. (Clause no 1.3) The supplier should design and specify the clamping force/ pressure according to our material sizes to avoid pipes deformation due to clamping.	Vendor to submit the details along with offer
2.5.9	Pipe clamping operation	Through CNC.
2.5.10	Pipe clamping jaws type	"V" type horizontal
2.5.11	Safety system to prevent the rotation of the cutting tool unless the horizontal vice is properly clamped. (Details should be furnished in the offer)	Vendor to confirm.
2.5.12	Motorized longitudinal and vertical movement of the clamping jaws for job centering. Motor to be provided with chip guard (Vendor to furnish details of the system, motor capacity etc in the offer)	Vendor to confirm

S.No	PARTICULARS AND BHEL SPECIFICATION		BIDDER'S OFFER (With complete Technical Details)
2.6	PIPE SUPPORTING STEADY:		
2.6.1	Electrically operated Vertically adjustable "V" type supports for supporting the free end of pipes and bends. The supports shall have facility to be moved to accommodate different lengths of pipes & bends. (Vendor to submit complete details with drawings of the supports in the offer)	Vendor to confirm	
2.7	CONSTRUCTION:		
2.7.1	Vendor to furnish details of material, hardness & constructional details including explanatory drawings of various components/assemblies like Headstock, Facing Unit, Tool Holder Slide, Machine Bed, Feed Transmission System, Pipe & Pipe Bend Clamping System, Feedback System etc. of the machine.	Vendor to Confirm	
2.7.2	Video images on CD hard copy of literature with photographs, drawings explaining the technical features should be enclosed with the offer	Vendor to Confirm	
2.8	OPERATION AND CONTROL SYSTEM:		
2.8.1	OPERATOR'S PANEL:		
2.8.1.1	Operator's panel having complete CNC and machine control system with CRT of required configuration shall be provided for convenient and efficient operation. All switches should be within reach of operator. All displays/indications should also be conveniently placed (Layout showing complete details should be submitted with the offer)	Vendor to Confirm	

S.No	PARTICULARS AND BHEL SPECIFICATION		BIDDER'S OFFER (With complete Technical Details)
2.8.2	CNC SYSTEM & FEATURES:		
2.8.2.1	Make: Fanuc / Siemens.	Vendor to specify	
2.8.2.2	Type: PC based latest version	Vendor to specify	
2.8.2.3	Model (Suitable and Latest version, as available at the time of ordering, should be supplied).	Vendor to specify	
2.8.2.4	Details of Standard features	Vendor to specify	
2.8.2.5	Details of optional features, recommended by vendor.	Vendor to specify	
2.8.2.6	Details of other optional features	Vendor to specify	
2.8.2.7	The system should have full alphanumeric keyboard, TFT colour display (10.4" or more), additional draw-out type Qwerty Key Board and mouse in suitable enclosure, RS232C serial interfaces, parallel interface for printer, COM port for tele diagnostics, electronic hand wheels for all axes (MPG), compact disc drive unit for data input/output, hard disk of sufficient capacity (Largest size available at the time of order shall be supplied), graphic simulation and preinstalled system software & other required soft wares etc (Details should be furnished by the Vendor in the offer)	Vendor to Confirm	
2.8.3	HAND HELD UNIT:		
2.8.3.1	Hand Held unit, Type B-MPI of Siemens make or equivalent along with sufficient length of interfacing cable which can be taken near to the face plate for job setting and similar other purposes. Is to be offered with complete details.	Vendor to specify	

S.No	PARTICULARS AND BHEL SPECIFICATION	BIDDER'S OFFER (With complete Technical Details)
2.9	MACHINE LIGHTS:	
2.9.1	Machine Lights for sufficient illumination of complete working area should be provided for clear visibility. (Details should be furnished in the offer)	Vendor to Confirm
2.9.2	A spot light with sufficiently long cable should also be provided.	Vendor to Confirm
2.9.3	All light fittings, consumables, adapters/receptacles should have compatibility with Indian equivalents	Vendor to Confirm
2.9.4	Flashing / rotary type End of Cutting and Program Stop Light.	Vendor to Confirm
2.10	AIR CONDITIONERS:	
2.10.1	Air Conditioners with Dehumidifiers of suitable / sufficient capacity to be provided for all Electrical / Electronic Panels / Cabinets including Operator's Panel considering specified ambient conditions. Detailed specifications of the same are to be submitted.	Vendor to submit
2.11	HYDRAULICS	
2.11.1	Hydraulic system should be centralized. Hydraulic Tank shall preferably be located at floor level All hydraulic pipelines to be neatly laid out (Details should be furnished in the offer)	Vendor to Confirm
2.11.2	Make Rexroth / Vickers Sperry or equivalent from a reputed manufacturer. (Details to be submitted)	Vendor to specify
2.11.3	Hydraulic hose end fittings shall be of suitable material with female swivel nut and 24 ⁰ cones.	Vendor to specify

S.No	PARTICULARS AND BHEL SPECIFICATION		BIDDER'S OFFER (With complete Technical Details)
2.11.4	Hydraulic circuits shall be designed with minimum number of control valves and to suit oil of ISO VG 46 or 68 only. Also minimum number of check-points to be provided wherever pressure is required to be read for setting and trouble shooting. MINIMESS Pressure Gauge - 1 No with Connecting Hose to be provided.	Vendor to confirm	
2.11.5	The control voltage for all solenoid operated valves	24 V DC	
2.11.6	Filtration System, Details should be submitted.	Vendor to specify	
2.11.7	Failure indication	Vendor to specify	
2.11.8	Automatic shut off provision, Details should be submitted.	Vendor to specify	
2.11.9	Cooling system of sufficient capacity to maintain complete Hydraulic System, including lubrication oil, hydrostatic oil and gearbox oil, etc. at a temperature not exceeding 50 deg C irrespective of the ambient conditions. Complete details should be submitted	Vendor to specify	
2.11.10	Hydraulic pump capacity (flow / pressure)	Vendor to specify	
2.11.11	Each pump should have an independent motor. Tandem pumps should not be used	Vendor to specify	
2.11.12	First filling of all required Oils & Grease etc. should be supplied by vendor. Indigenous (Indian) source or Indian equivalent and specifications of oils/ greases are also to be provided by the vendor.	Vendor to specify	

S.No	PARTICULARS AND BHEL SPECIFICATION		BIDDER'S OFFER (With complete Technical Details)
2.12	ELECTRICAL:		
2.12.1	415V + 10% / -10%, 50HZ +/-3 Hz, 3 Phase AC (3 wire system without neutral) power supply will be provided by BHEL at a single point near the machine, as per layout recommended by Vendor. All types of cables, connections, circuit breakers etc. required for connecting BHEL's power supply during construction of foundation.	Vendor to confirm	
2.12.2	Tropicalization: All electrical / electronic equipment shall be tropicalized.	Vendor to confirm	
2.12.3	All electrical & electronic control cabinets & panels should be dust and vermin proof	Vendor to confirm	
2.12.4	All electrical components in the cabinets should be mounted on DIN Rail	Vendor to confirm	
2.12.5	All electrical and electronic panels including operator's panel should be provided with fluorescent lamps for sufficient illumination and power receptacles of 220Volts, 5/15 Amp AC. All adapters /receptacles should have compatibility with Indian equivalents.	Vendor to confirm	
2.12.6	Motors & other electrical components shall conform to IEC or Indian Standards	Vendor to confirm	
2.12.7	All cables moving with traversing axes should be installed in caterpillar / Drag chain. Additionally, all the cable trays required for laying of cables should be included in the offer.	Vendor to confirm	
2.12.8	Vendor should ensure the proper earthing for the machine and its peripherals.	Vendor to confirm	

S.No	PARTICULARS AND BHEL SPECIFICATION		BIDDER'S OFFER (With complete Technical Details)
2.12.9	In-cycle hour counter with reset facility should be provided.	Vendor to confirm	
2.12.10	All Electric enclosures shall have IP 54 protection	Vendor to confirm	
2.13	SAFETY ARRANGEMENTS:		
2.13.1	Following safety features in addition to other standard safety features should be provided on the machine:	Vendor to confirm	
2.13.2	Machine should have adequate and reliable safety interlocks / devices to avoid damage to the machine, work piece and the operator due to the malfunctioning or mistakes. Machine functions should be continuously monitored and alarm / warning indications through lights/ alarm number with messages (on CNC display and panels) should be available.	Vendor to specify	
2.13.3	A detailed list of all alarms / indications provided on machine should be submitted by the Vendor.	Vendor to specify	
2.13.4	All the pipes, cables etc. on the machine should be well supported and protected. These should not create any hindrance to machine operator's movement for effective use of machine.	Vendor to Confirm	
2.13.5	All the rotating parts used on machine should be statically & dynamically balanced to avoid undue vibrations and suitably guarded.	Vendor to Confirm	
2.13.6	Emergency Switches at suitable locations as per International Norms should be provided.	Vendor to Confirm	

S.No	PARTICULARS AND BHEL SPECIFICATION		BIDDER'S OFFER (With complete Technical Details)
2.13.7	All lubricated parts like Bed, guide ways shall have provision for collecting the used Lubrication oil from machine guide ways and preventing them from spilling over on to the ground.	Vendor to Confirm	
2.14	ENVIRONMENTAL PERFORMANCE OF THE MACHINE:		
2.14.1	The Machine should confirm to following factors related to environment:	Vendor to Confirm	
2.14.2	Maximum noise level shall be 85 dB(A) at normal load condition, 1meter away from the machine with correction factor for back ground noise.	Vendor to demonstrate compliance to noise level,	
2.14.3	There shall not be any emissions from the machine except fumes of cutting fluid during machining.	Vendor to confirm	
2.14.4	If any safety / environmental protection enclosure is required it should be built in the machine by the vendor.	Vendor to confirm	
2.14.5	Paint of the machine should be oil / coolant resistant and should not peel off and mix up with coolant.	Vendor to confirm	
3.0	SERVO VOLATGE STABILIZER:		
3.1	Indian make Oil / Air Cooled servo Controlled Voltage Stabilizer suitable for complete machine, its drives, controls, PLC etc with no undesirable Harmonics in the stabilizer output.	Vendor to confirm	
3.2	Make. : NEEL / DELTA / AEI / POWER AID	Vendor to confirm	
3.3	Model & Rating (Suitable for the machine load. Vendor to specify the noise level also)	Vendor to Specify	
3.4	Spares Package for the Voltage Stabilizer for 2 years working should also be offered.	Vendor to submit	

S.No	PARTICULARS AND BHEL SPECIFICATION		BIDDER'S OFFER (With complete Technical Details)
3.5	Catalogue of the Voltage Stabilizer shall be submitted with the offer.	Vendor to submit	
4.0	ULTRA ISOLATION TRANSFORMER		
4.1	Indian make Ultra Isolation Transformer suitable for complete machine, its drives, controls, PLC etc. shall be supplied	Vendor to confirm	
4.2	Make NEEL / DELTA / AEI / POWER AID	Vendor to confirm	
4.3	Model and Rating	Vendor to specify and noise level also	
4.4	Spares Package for the Ultra Isolation Transformer for 2 years working should also be offered.	Vendor to submit	
4.5	Catalogue of the Ultra Isolation Transformer shall be submitted with the offer.	Vendor to submit	
5.0	TOOLING:		
5.1	Tooling system should consist of 1) A base tool holder mounted on the faceplate slide. 2) Standard ISO cutting tools with indexable carbide inserts, capable of generating all the edge preparation styles indicated. Parameters for cutting tools Cutting speed : 100-150 metres per minute. Depth of cut : 5-18 mm. Feed : 0.2- 0.6 mm per revolution.	Vendor to specify	
5.2	Details of special cuttings tools to suit the actual profiles to be machined (ref Clause No 1.4), Tool size for different tool holders	Vendor to specify	

S.No	PARTICULARS AND BHEL SPECIFICATION		BIDDER'S OFFER (With complete Technical Details)
5.3	Limitation regarding length & weight of tool / tool holder clamped in different tool holders for trouble free operation	Vendor to specify	
5.4	5 nos each of all types of cutting tools, 2 nos. of tool holders, sufficient quantity of adapters etc. recommended by vendor for complete machining of prove out components should be offered.	Vendor to confirm	
6.0	DIAGNOSTIC SYSTEM		
6.1	TELE-DIAGNOSTIC SERVICE:		
6.1.1	Tele-diagnostic service should be provided through International telephone lines along with required Hardware / Software package for the supplied CNC system for remote diagnosis and correction of the problems in both CNC System and PLC of the machine. This should be provided free of charge for the guarantee period. The Vendor should inform terms and conditions for the service after guarantee period. Subsequently, it should be possible to use other platforms, such as Internet or ISDN, subject to their availability in future. BHEL will provide the necessary telephone line near the machine.	Vendor to confirm	
6.2	FAULT DIAGNOSTIC SYSTEM:		
6.2.1	Vendor's own diagnostic system with required hardware and software should be supplied and installed on the CNC system. This should include customized auto-diagnostic system with supporting hardware and software, which shows detailed cause, and remedy for the fault on the display for faults related to mechanical and electrical maintenance.	Vendor to confirm	

S.No	PARTICULARS AND BHEL SPECIFICATION		BIDDER'S OFFER (With complete Technical Details)
6.2.2	Help guide should be provided to use both diagnostic systems	Vendor to confirm	
7.0	LEVELING & ANCHORING SYSTEM		
7.1	Complete anchoring system including foundation bolts, anchoring materials, fixators, leveling shoes etc should be supplied	Vendor to specify	
8.0	TOOLS FOR ERECTION, OPERATION & MAINTENANCE:		
8.1	The Vendor shall bring special tools and equipment required for erection of the machine. Necessary tools like Torque Wrench, Spanners, Keys, grease guns etc. for operation and maintenance of the machine should be supplied. List of such tools should be submitted with offer	Vendor to confirm	
8.2	Any Test mandrel required for checking & alignment of the machine components etc. should be supplied	Vendor to confirm.	
9.0	SPARES:		
9.1	Itemized breakup of mechanical, hydraulic, electrical and electronic spares used on the machine in sufficient quantity as per recommendation of Vendor for 2 years of trouble free operation on three shifts continuous running basis should be offered by vendor. The list to include following, in addition to other recommended spares: (Unit Price of each item of spare should be offered)	Vendor to confirm	
9.2	Mechanical & Hydraulic Spares: All types of Pumps, Valves, Pressure Switches, Transducers, Flow Switches, Filters, Seals, O-rings, Hydraulic Hoses etc.	Vendor to confirm	

S.No	PARTICULARS AND BHEL SPECIFICATION		BIDDER'S OFFER (With complete Technical Details)
9.3	Electrical /Electronic / CNC Spares: All types of Relays, Contactors, Proximity Switches, Push Buttons, Indicating Lamps, Semiconductor Fuses, Special Fuses, Circuit Breakers, Main Power Switch, Encoders, , spares for CNC, Servo Motors for Feed Drives, Power Module & Control Cards for Main Drive as well as Feed Drives etc.	Vendor to confirm	
9.4	All types of spares for total machine and accessories should be available for at least ten years after supply of the machine. If machine or control is likely to become obsolete in this period, the vendor should inform BHEL sufficiently in advance and provide drawings of parts / details of spares & suppliers to enable BHEL to procure these in advance, if required	Vendor to confirm	
9.5	Recommended set of spares for all attachments are to be offered with details.	Vendor to confirm	
9.6	Vendor to confirm that complete list of spares for machine and accessories, along with item part no / specification / type / model, and name & address of the spare supplier shall be furnished along with documentation to be supplied with the machine	Vendor to confirm	
10.0	DOCUMENTATION:		
10.1	Three sets of following documents (3 Hard copies,) in English language should be supplied along with the machine	Vendor to confirm	
10.2	Operating manuals of Machine & CNC system	Vendor to confirm	
10.3	Programming Manuals of Machine & CNC system	Vendor to confirm	

S.No	PARTICULARS AND BHEL SPECIFICATION	BIDDER'S OFFER (With complete Technical Details)
10.4	Detailed Maintenance manual of machine with all drawings of machine assemblies/sub-assemblies/parts including Electrical / Pneumatic/ Hydraulic circuit diagrams. All Assembly/ Sub Assembly Drawings shall be supplied with the part list also	Vendor to confirm
10.5	Maintenance, Interface & commissioning manuals for CNC system, spindle & feed drives.	Vendor to confirm
10.6	Manufacturing drawings for all supplied tool holders, cutting tools, adapters, sleeves, fixtures etc.	Vendor to confirm
10.7	Catalogues, O&M Manuals of all bought out items including drawings, wherever applicable.	Vendor to confirm
10.8	Detailed specification of all rubber items and hydraulic/lube fittings	Vendor to confirm
10.9	Operating Manuals, Maintenance Manuals & Catalogues for supplied Voltage Stabilizer, Isolation Transformer and all supplied Accessories.	Vendor to confirm
10.10	PLC program printouts with comments in English.	Vendor to confirm
10.11	PLC program on CD, NC data & PLC data on CD	Vendor to confirm
10.12	Complete back up of hard disk on GHOST CD and clear written Instructions (3 copies) to take back up and reloading of a new hard disk.	Vendor to confirm
10.13	The vendor shall submit complete Master List of parts used in the machine.	Vendor to confirm
10.14	One additional set of all the above documentation on CD	Vendor to confirm

S.No	PARTICULARS AND BHEL SPECIFICATION		BIDDER'S OFFER (With complete Technical Details)
11.0	TRAINING:		
11.1	The Vendor shall train Four BHEL's Engineers in Operation and Maintenance (Mechanical, Electrical/ Electronics and CNC System) of the Machine at Vendor's works	Vendor to confirm	
11.2	The Vendor shall impart training to BHEL's Machine Operators and Maintenance crew in Operation and Maintenance after the commissioning of the Machine at BHEL works for not less than 8 working days	Vendor to confirm	
11.3	Airfare, boarding & lodging for the trainees shall be borne by BHEL.	Vendor to Confirm	
11.4	Competent, English speaking experts shall be arranged by the vendor during training for satisfactory & effective training of BHEL personnel	Vendor to Confirm	
11.5	Vendor to quote for training on per man per week basis for training at vendor's work	Vendor to confirm	

S.No	PARTICULARS AND BHEL SPECIFICATION		BIDDER'S OFFER (With complete Technical Details)
12.0	FOUNDATION:		
12.1	Vendor shall submit the preliminary layout drawing for getting BHEL's approval within one month from the date of Letter of Intent (LOI) / P.O. whichever is earlier. Complete Foundation / dynamic load shall be submitted by the Vendor within three months after getting BHEL's approval. The layout should consist of all requirements pertaining to complete machine including space requirement for Voltage Stabilizer, Isolation Transformer, & any other accessories. BHEL shall construct complete foundation for the machine as per the Vendor's recommendation and drawing.	Vendor to submit	
12.2	Vendor should arrange equipments required for the testing of foundation, if required by the Vendor. The Vendor shall also indicate detailed specifications of grouting compound and Grouting procedure etc. for foundation bolts of the machine	Vendor to confirm	
13.0	ERECTION & COMMISSIONING		
13.1	Vendor to take full responsibility for supervision of the erection, vendor shall start up, test the machine, it's control & all types of other supplied equipment, carrying out machining of test pieces etc. Service requirement like power, air & water shall be provided by BHEL at only one point to be indicated by Vendor in their foundation/layout drawings. Other requirements like crane and helping personnel shall also be provided by BHEL.	Details of these requirements should be informed by Vendor in advance	

S.No	PARTICULARS AND BHEL SPECIFICATION		BIDDER'S OFFER (With complete Technical Details)
13.2	Erection & Commissioning of Voltage stabilizer, Isolation Transformer & Air Compressor shall also be responsibility of the Vendor.	Vendor to confirm	
13.3	Successful proving of BHEL components by the Vendor shall be considered as part of commissioning. All tests, as mentioned in (clause 17.0) shall form part of the commissioning activity.	Vendor to confirm	
13.4	Tools, Tackles, Test Mandrels, instruments and other necessary equipment including Laser equipment required to carry out all above activities should be brought by the Vendor.	Vendor to confirm	
13.5	Commissioning spares, required for commissioning of the machine within stipulated time, shall be brought by the Vendor on returnable basis.	Vendor to confirm	
13.6	Portion, if any, of the machine, accessories and other supplied items where paint has rubbed off or peeled during transit or erection should be repainted and merged with the original surrounding paint by the vendor. For this purpose, the Vendor should supply sufficient quantity of touch-up paint of various colours of paint used.	Vendor to confirm	
13.7	Schedule of Erection and Commissioning shall be submitted with the offer.	Vendor to confirm	
13.8	Charges, duration, terms & conditions for E&C should be furnished in detail separately by Vendor along with offer.	Vendor to confirm	

S.No	PARTICULARS AND BHEL SPECIFICATION		BIDDER'S OFFER (With complete Technical Details)
14.0	ACCURACY TESTS:		
14.1	GEOMETRICAL ACCURACY		
14.1.1	Geometrical Accuracy Tests shall be in accordance with applicable standard recommended by the Vendor. Detailed Test Charts for the same, clearly showing the accuracies to be achieved on the machine, shall be submitted with the offer.	Vendor to confirm	
14.1.2	All other accuracies shall confirm to Vendors Test chart.	Vendor to confirm	
14.1.3	All the above accuracies should be demonstrated to BHEL engineers during pre-acceptance at Vendors works and during Erection & Commissioning at BHEL Works.	Vendor to confirm	
14.2	MACHINE POSITIONING ACCURACIES & REPEATABILITY:	Vendor to confirm	
14.2.1	Positioning accuracy in X axis (Pa) per 1000 mm	+/-0.1mm vendor to specify	
14.2.2	Positioning accuracy in Z axis (Pa) per 1000 mm	+/- 0.1mm vendor to specify	
14.2.3	Repeatability in X axis (Ps)	+/- 0.01mm vendor to specify	
14.2.4	Repeatability in Z axis (Ps)	+/- 0.01mm vendor to specify	
14.2.5	All the above accuracies should be demonstrated to BHEL engineers during pre-acceptance at Vendors works and during Erection & Commissioning at BHEL Works	Vendor to confirm	

S.No	PARTICULARS AND BHEL SPECIFICATION		BIDDER'S OFFER (With complete Technical Details)
15.0	AMBIENT CONDITIONS & THERMAL STABILITY:		
15.1	Total machine including CNC system and all supplied items should work trouble free and efficiently under following operating conditions and should give specified accuracies. Power Supply: Voltage: 415 V \pm 10% Frequency: 50 Hz \pm 3%, 3 Phase The machine shall be suitable for an ambient temperature of +50 ° C and relative humidity of 85 % respectively, but both do not occur simultaneously	Vendor to confirm that machine is suitable for above and details of provisions on the machine for the same are to be furnished by Vendor	
15.2	Weather conditions are tropical, Atmosphere may be dust laden during some part of the year. Machine shall be kept in the normal shop floor condition	Vendor to confirm that machine is suitable for above and details of provisions on the machine for the same are to be furnished by Vendor	
15.3	Thermal Stability of the complete machine keeping in view specified Ambient Conditions and accuracy requirements of BHEL components and vendor should ensure trouble free operation of the machine.	Vendor to confirm that machine is suitable for above and details of provisions on the machine for the same should be furnished by Vendor	

S.No	PARTICULARS AND BHEL SPECIFICATION		BIDDER'S OFFER (With complete Technical Details)
15.4	The machine, including attachments and accessories, should be suitable for 24 hrs. Continuous operation to its full capacity for 24 hour a day and 7 days a week throughout.	Vendor to Confirm	
16.0	PROVEOUT OF BHEL COMPONENTS:		
16.1	The prove-out trials of the edge preparation shall be for the straight and bend pipes for sizes given by BHEL during the technical discussions / at the time of releasing the Purchase Order. The pipe ends subjected to facing and edge preparation will be either flame cut or saw cut. 5 jobs in the size range & edge preparation style specification	Vendor to confirm	
17.0	MACHINE ACCEPTANCE: (Tests/Activities to be Performed by Vendor)		
17.1	Tests/Activities to be carried out at Vendor's works on the machine before dispatch:		
17.1.1	Geometrical accuracies as per applicable standard test chart recommended by the Vendor	Vendor to confirm	
17.1.2	Positioning accuracies as per Applicable standard method recommended by the Vendor.	Vendor to confirm	
17.1.3	Full load test to demonstrate the maximum power & cutting capacity of the machine.	Vendor to confirm	
17.1.4	Demonstration of all features of the machine, control system & accessories	Vendor to confirm	

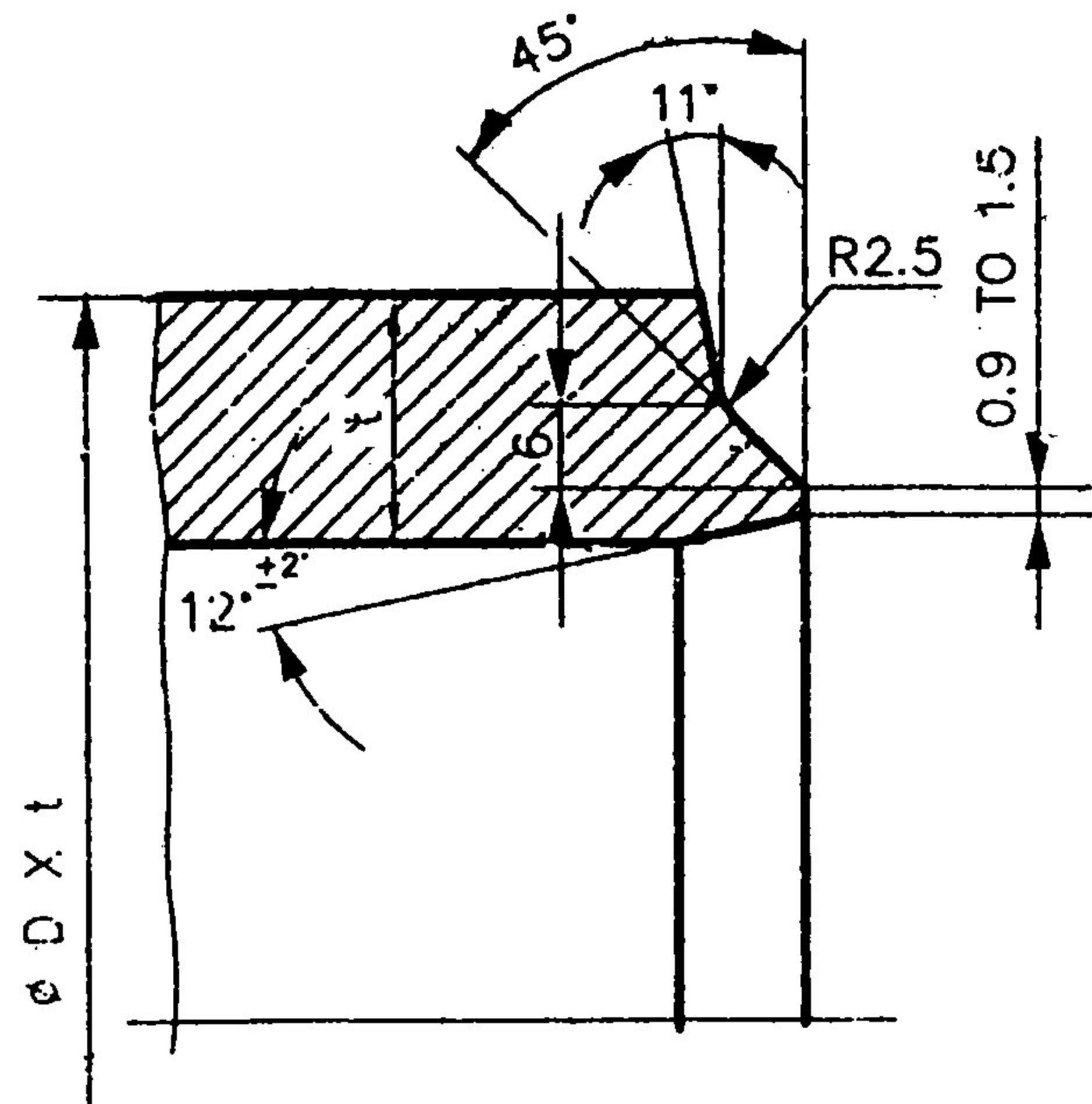
S.No	PARTICULARS AND BHEL SPECIFICATION		BIDDER'S OFFER (With complete Technical Details)
17.2	Tests / Activities to be carried out at BHEL works while commissioning the machine:	Vendor to confirm	
17.2.1	Geometrical accuracies as per. Applicable standard test chart recommended by the Vendor	Vendor to confirm	
17.2.2	Positioning accuracies as per Applicable standard method recommended by the Vendor.	Vendor to confirm	
17.2.3	Full load test to demonstrate the maximum power & cutting capacity of the machine.	Vendor to confirm	
17.2.4	Demonstration of all features of the machine, control system & accessories to the satisfaction of BHEL for efficient and effective use of the machine	Vendor to confirm	
17.2.5	Demonstration by actual use of all supplied attachments and accessories to their full capacity.	Vendor to confirm	
17.2.6	Machining of test pieces to perform the edge preparation profiles (as per sl.no 2.0)	Vendor to confirm	
17.2.7	The prove-out trials as per Clause 16.0	Vendor to confirm	
17.2.8	Supervision by vendors of independent operation of machine by BHEL after job prove out during the training period of 8 working days	Vendor to confirm	

S.No	PARTICULARS AND BHEL SPECIFICATION		BIDDER'S OFFER (With complete Technical Details)
18.0	PACKING:		
18.1	Sea worthy & rigid packing for all items of complete machine, CNC System, all accessories and other supplied items to avoid any damage/loss in transit. When machine is dispatched in containers, all small loose items shall be suitably packed in boxes	Vendor to confirm	
19.0	GUARANTEE:		
19.1	24 months from the date of acceptance of the machine.	Vendor to confirm	
20.0	GENERAL:		
20.1	Machine Model No.	Vendor to specify	
20.2	Total connected load (KVA):	Vendor to specify	
20.3	Floor area required (Length, Width, Height) for complete machine & accessories	Vendor to specify	
20.4	Machine lubrication	Automatic centralized lubrication system.	
20.5	Painting of machine / electrical panel	RAL6011Apple Green (Polyurethane paint)	
20.6	All gears are to be hardened and ground	Vendor to specify.	
20.7	Total weight of the machine	Vendor to specify	
20.8	Weight of heaviest part of machine	Vendor to specify	
20.9	Weight of the heaviest assembly / sub-assembly of the Machine	Vendor to specify	
20.10	Dimensions of largest part/ sub-assembly/ assembly of the machine	Vendor to specify	

S.No	PARTICULARS AND BHEL SPECIFICATION		BIDDER'S OFFER (With complete Technical Details)
20.11	Vendor to submit, along with offer, reference list of customers where similar machines have been supplied mentioning broad specifications of the supplied machine i.e. Model, Load Carrying Capacity, Main Drive Rating, CNC System etc	Vendor to confirm	
20.12	Detailed catalogues, sketch/ photographs of the m/c and accessories/ attachments should be submitted with the offer.	Vendor to confirm	
20.13	Hydraulic, Pneumatic & oil piping should be preferably metallic except places where flexible piping is essential. All the pipes required for the same shall be included in the standard scope of the machine.	Vendor to confirm	

Enclosures:

Annexure 1 : Edge Preparation Styles

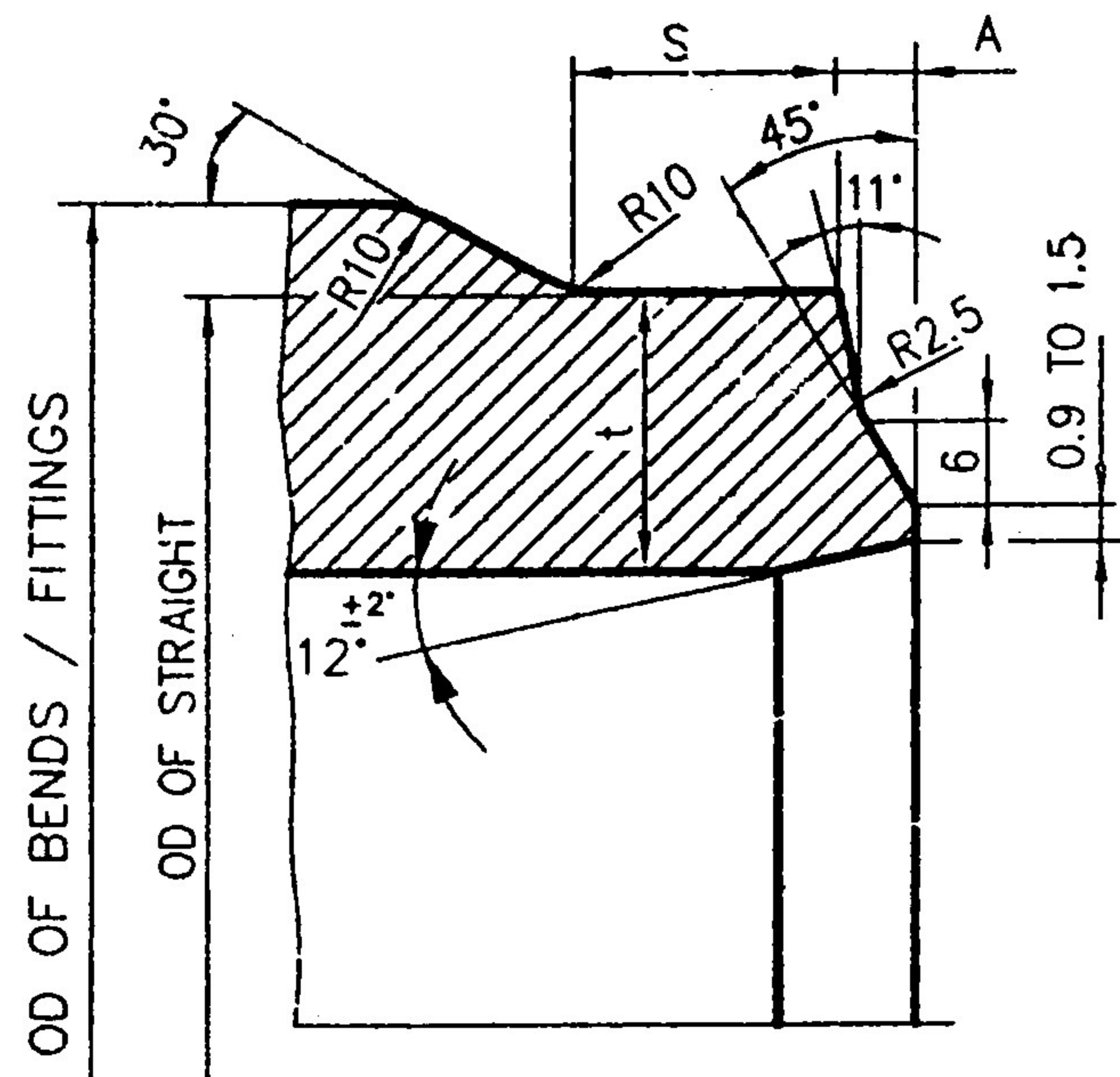


USE WHEN $t \geq 14.2$ mm.

STYLE - P

ANNEXURE - 1
Drg No. CABS-1-16 - 01
BHEL, Tiruchirappalli

02. WHEN $t < 65$ $S+A = 65$ Min. & $t > 65$, $S=65$ Min.
 WHERE t =THK OF CONN.PIPES (STRAIGHT).



STYLE - Pa

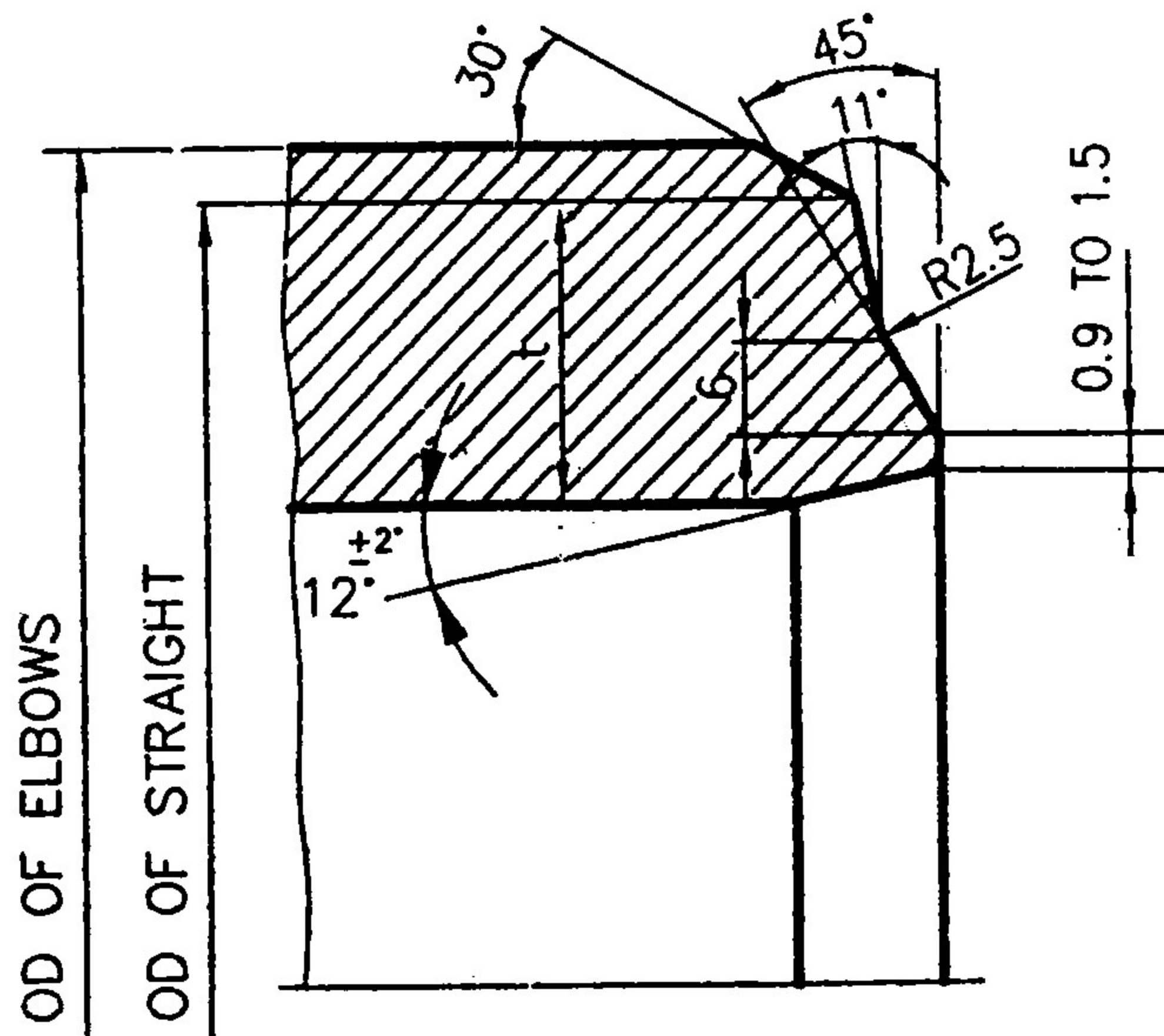
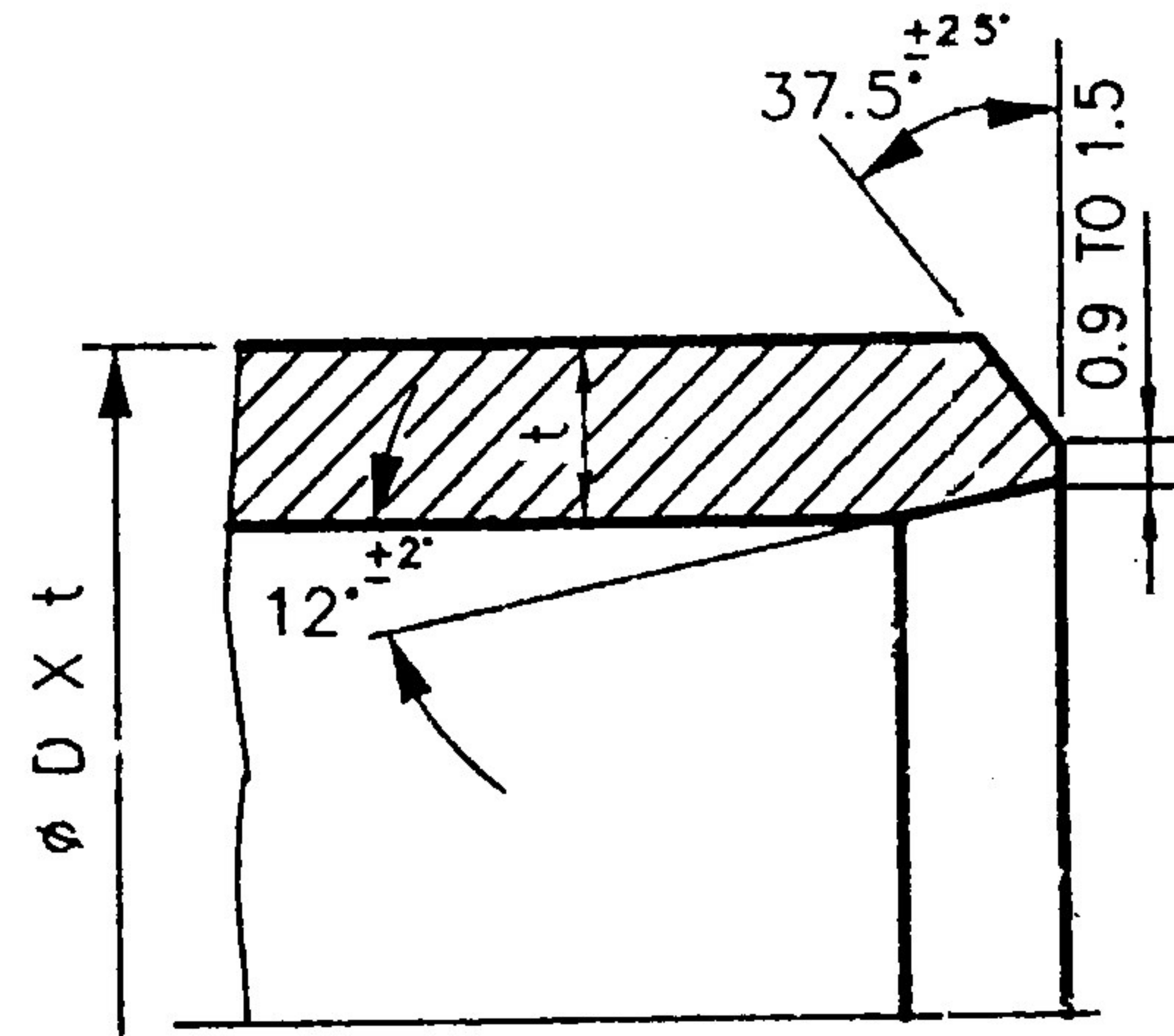


FIGURE - Z



STYLE - D

NOTES: -

01. USE WHEN $t < 14.2$ mm.

ANNEXURE - 1

Drg No CABS-1-16 - 03

BHEL, Tiruchirappalli