



# Bharat Heavy Electricals Limited

## Heavy Equipment Repair Plant

Tarna Shivpur Varanasi-221003

website: <https://herp.bhel.com>

Enquiry Number : **E-RC-304-25-0081-61-1**      Date : **04/Jun/2025**

### Enquiry For Material :-

Sl No	Material Description	Material Code	Quantity	Unit
1	SPRING PRE LOAD STUD (HY-335.F) - ROUGH M/CD FORGING AS PER DRG. HY-335.F WITH MATL AS PER SPECN. HY-19369/04 BHEL MATL. CODE BA9516953514	RV1930269056	80.0	NOS
2	LOCK NUT (W.G.HUB) (HY-076.A) - ROUGH M/CD FORGING AS PER DRG. HY-76.A.F WITH MATL AS PER SPECN. HY-19368/01	RV1930568037	22.0	NOS
3	JR.HEAD INSERT KEY (HY-903.15.F) -- ROUGH M/CD FORGING SIZE 43x68x156 MM WITH MATL. HY-19368/01	RV1930568089	10.0	NOS
4	ROUGH MACHINED FORGING OF SIZE 120 X 70 X 45 mm WITH MATL. AS PER SPECN. HY-19368/01	RV1930568100*	20.0	NOS
5	SPRING STUD L'NUT (HY-339.02.F) - ROUGH M/CD FORGING AS OD-185, ID- 105 & LENGTH-185 MM WITH MATL AS PER SPECN. HY-19370/01	RV1930570015	40.0	NOS.
6	SPRING STUD L'NUT KEEPER FORG. (HY-339.03.F) - ROUGH M/CD FORGING AS OD-180, ID- 80 & LENGTH-155 MM WITH MATL. HY-19370/01	RV1930570023	20.0	NOS.

### Remarks

#### (A) SCOPE OF SUPPLY:-

1. THIS ENQUIRY HAS BEEN RAISED FOR ENTERING INTO FRAMEWORK AGREEMENT (VALUE WISE) WITH VENDORS FOR FORGING. SEPARATE PO WILL BE PLACED TIME TO TIME AS PER REQUIREMENT UNDER THIS RC. ITEM QUANTITY MENTIONED IN THE ENQUIRY IS TENTATIVE & IT MAY INCREASE OR DECREASE AS PER OUR FINAL REQUIREMENT.
- 2.THE % WEIGHTAGE FOR CALCULATING TOTAL COST OF INDIVIDUAL ITEM HAS BEEN ARRIVED CONSIDERING INDIVIDUAL ITEM'S CONTENT IN TOTAL ESTIMATED COST OF ALL THE ENQUIRY ITEMS. THE % WEIGHTAGE WILL BE AS PER ANNEXURE-IV.
3. VALUE WISE MEANS FA WILL DONE ON SINGLE SET BASIS FOR ALL THE 06 ITEMS WITH THEIR FULL QUANTITY AND NOT QUANTITY OF INDIVIDUAL ITEM.
4. RATE FOR INDIVIDUAL ITEM WILL BE ARRIVED AS PER PERCENTAGE WEIGHTAGE MENTIONED IN ANNEXURE-IV- ATTACHED.
5. RATES OF ITEMS AGAINST FA WILL BE FIRM & VALID FOR ORDERING FOR A PERIOD OF ONE YEAR FROM THE DATE OF AGREEMENT. PRICE VARIATION CLAUSE (PVC) IS NOT ACCEPTABLE.
6. VENDOR HAS TO QUOTE FOR ALL THE 06 ITEMS OF TENDER ENQUIRY COMPULSORILY. IN CASE, ANY VENDOR QUOTES FOR PART ITEM, THEIR OFFER WILL NOT BE CONSIDERED FOR FURTHER EVALUATION.
7. L-1 VENDOR WILL BE DECIDED ON TOTAL COST ON SET BASIS.
8. RC QTY AGAINST EACH ITEM IS INDICATIVE ONLY. PO WILL BE PLACED BASED ON ACTUAL REQUIREMENT IRRESPECTIVE OF RC QUANTITY NOT EXCEEDING THE TOTAL RATE CONTRACT VALUE.

AFTER FINALIIZATION OF RATE CONTRACT, PO QUANTITY WILL BE PLACED AS PER REQUIREMENT.

#### (B) SUPPLY CONDITION :

1. ITEM TO BE SUPPLIED AT BHEL HERP STORES.
2. PRE-DESPATCH INSPECTION WILL BE CARRIED OUT AT PARTY'S WORKS BY BHEL REPRESENTATIVE AS PER QUALITY PLAN MENTIONED BELOW:-

a.)FOR ITEM SPEC. HY19368 & HY19370- AS PER QUALITY PLAN RV/C&F/116 REV-00

b )FOR ITEM SPEC. HY19369- AS PER QUALITY PLAN RV/C&F/10 REV-10

#### (C) TECHNICAL DELIVERY CONDITION:

1. MATERIAL SHOULD BE AS PER SPECN. MENTIONED IN THE DRG./DESCRIPTION.
2. DIMENSIONS AND TOLERANCES TO BE MAINTAINED AS PER DRG.
3. HEAT TREATMENT CHART IS REQUIRED.
4. ALLOWANCE ON ALL DIMENSIONS TO BE MAINTAINED WITHIN + 1 /-00 .
5. ALL THE TECHNICAL NOTES MENTIONED IN THE DRG. SHOULD BE STRICTLY FOLLOWED.
6. DIMENSION REPORT IS REQUIRED

(D) TEST CERTIFICATE: REQUIRED FOR CHEMICAL & MECHANICAL PROPERTIES OF RAW MATL.

(E) GUARANTEE CERTIFICATE: REQUIRED FOR 24 MONTHS AGAINST ANY MANUFACTURING DEFECTS FROM THE DATE OF RECIPT AT BHEL HERP.

(F) PACKING INSTRUCTIONS: ITEM SHOULD BE SUPPLIED IN LOOSE CONDITION WITH PROPER STACKING AT VEHICLE.

(G) RATE CONTRACT VALIDITY: FOR 1 (ONE) YEAR FROM THE RC-PO DATE.

(H) SPECIAL REMARKS:

1. ITEM WISE MAXIMUM QTY IN EACH LOT (WHICH MAY BE REQUIRED IN A PARTICULAR ORDER) WILL BE AS MENTIONED IN ANNEXURE--RC-LOT-BA02/05.

2 .DELIVERY IS WITHIN 04 MONTHS FROM DATE OF PO FOR FIRST LOT.THERE WILL BE A GAP OF 01 MONTH BETWEEN TWO CONSECUTIVE LOTS.

(I) SPLITTING CONDITION:

1. THERE WILL BE SPLITTING BETWEEN TWO VENDORS IN THE RATIO OF L1:L2::60:40 .

2. THE EQUATED L1 RATES OF ITEMS WOULD BE COUNTER OFFERED TO THE NEXT HIGHER BIDDER IN ORDER OF THEIR RANKING AND THE QUANTITY WOULD BE GIVEN TO THE BIDDER WHO ACCEPT THE EQUATED L1 PRICE ON THE BASIS OF THEIR RANKING IN THE PRICE BID.

3. IF NONE OF THE OTHER BIDDERS ACCEPT THE L1 PRICE, THEN THE ENTIRE QUANTITY OF THE TENDER WOULD BE ORDERED TO THE ORIGINAL L1 PARTY ONLY.

4. AT ANY POINT OF TIME OR IF THE PERFORMANCE OF ANY VENDOR IS FOUND UNSATISFACTORY, THE ABOVE DISTRIBUTION RATIO MAY BE CANCELLED OR CHANGED BY BHEL AND ITEMS MAY BE PROCURED FROM PERFORMING VENDORS.

(J) REVERSE AUCTION (RA) WILL NOT BE CONDUCTED.

(K) IN ORDER TO AVAIL BENEFITS OF MSE UNDER VARIOUS CATEGORIES, ALL BIDDERS FALLING UNDER MSE CATEGORY SHALL FURNISH THE FOLLOWING DETAILS & SUBMIT DOCUMENTARY EVIDENCE/ GOVT. CERTIFICATE ETC. IN SUPPORT OF THE SAME ALONG WITH THEIR TECHNO-COMMERCIAL OFFER AS PER ANNEXURE ? MSES 2012 REV 01 ATTACHED.

(L) ALL OTHER TERMS & CONDITIONS OF THIS ENQUIRY SHALL BE AS PER ATTACHED GTC.

**PQR for Forging Mill items**

<b>PQR Ref No: PQR/24-25/ Forgings</b>	<b>Date: 23.08.2024</b>
<b>Rev No: 01</b>	<b>Review Date: 29.05.2025</b>
<b>PQR Revision Date: 29.05.2025</b>	

<b>Sl. No.</b>	<b>BHEL Terms</b>	<b>Supplier's Compliance YES/NO</b>
<b>1</b>	<b>Offers are accepted from:</b>	
1.a	Only Manufacturer's Offers shall be considered for the Tender Enquiry.	
<b>2</b>	<b>Supplier shall give list of In-House Facilities:</b>	
2.a	Vendor shall have in-House necessary Manufacturing facilities required for manufacturing and supply of item/s as per drawing/specification. This being primarily a forging requirement, Vendor must have all in-house required forging facilities and fulfil all requirement of our QAP. <b>Vendor may outsource the Fully/Rough machining activities of the job.</b>	
2.b	BHEL reserves right to visit the Works of the Manufacturer for Physical verification of the Manufacturing facilities (as declared by them) and assessment of their Quality systems during Technical Evaluation of the Offers.	
2.c	Bidders shall submit duly filled, signed & stamp copy of detailed Manufacturing process Plan along with the Technical Offer.	
<b>3</b>	<b>Experience:</b>	
3.a	Bidders shall submit the necessary documents proving their Experience in Supplying same or similar items to any Power Plant Manufacturer / <b>Defence Sector (Govt or PSU)/AeroSpace Industry (Govt or PSU)/Railway during last Five (05) years</b> from the date of Enquiry. Documentary evidences to be submitted in the form of Executed Purchase Order copies along with Material Acceptance Report and drawings/specifications of the supplied item/items.	
3.b	BHEL reserves right to verify the details from the Bidder's customers based on Documents submitted as a part of past experience. BHEL may ask for other relevant documents in line with above to review the capacity and capability of vendor with respect to enquired items.	
<b>4</b>	<b>Financial Capability:</b>	
4.a	<b>Turn Over:-</b> Turn over of Non-MSE vendors should be 100% of tender value. Relaxation for MSE vendors/ Notified Start-Ups on turn over will be as per MSME guidelines. Latest UDYAM Certificate required for MSE status.	
4.b	Applicable only for Non-MSE vendors:  Audited balance Sheet and Profit and Loss account Statement of last three consecutive year (with UDIN ) required along with part-1 bid. Or A CA Certified Consolidated summary (with UDIN) for last 3 consecutive years having annual turn over and Profit and Loss to be enclosed along with Part-1 bid .  For Vendors having Turn over less than 1 crore in any of the financial year, CA certified Financial Turn over and Profit Loss (with UDIN) may be accepted for that year only.	

**Note-1: Non Submission of the above requested documents/non compliance to the above points is liable for rejection of the Offers without any further Notice/Intimation to the Bidder and no correspondence will be entertained at later stage.**

**Note-2: "Similar items" means items having same or similar Construction/Shape/manufacturing process etc.**

**ANNEXURE-IV**

S.NO	MAT. CODE	ITEM DESCRIPTION	QTY(NOS)	% WEIGHTAGE
1	RV1930568089	JR.HEAD INSERT KEY (HY-903.15.F) -- ROUGH M/CD FORGING SIZE 43x68x156 MM WITH MATL. HY-19368/01	10	0.71%
2	RV1930568037	LOCK NUT (W.G.HUB) (HY-076.A) - ROUGH M/CD FORGING AS PER DRG. HY-76.A.F WITH MATL AS PER SPECN. HY-19368/01	22	6.00%
3	RV1930568100*	ROUGH MACHINED FORGING OF SIZE 120 X 70 X 45 mm WITH MATL. AS PER SPECN. HY-19368/01	20	1.24%
4	RV1930269056	SPRING PRE LOAD STUD (HY-335.F) - ROUGH M/CD FORGING AS PER DRG. HY- 335.F WITH MATL AS PER SPECN. HY- 19369/04 BHEL MATL. CODE BA9516953514	80	79.18%
5	RV1930570015	SPRING STUD L'NUT (HY-339.02.F) - ROUGH M/CD FORGING AS OD-185, ID- 105 & LENGTH-185 MM WITH MATL AS PER SPECN. HY-19370/01	40	8.29%
6	RV1930570023	SPRING STUD L'NUT KEEPER FORG. (HY- 339.03.F) - ROUGH M/CD FORGING AS OD- 180, ID- 80 & LENGTH-155 MM WITH MATL. HY-19370/01	20	4.58%
<b>TOTAL</b>			<b>192</b>	

**ANNEXURE--RC-LOT-BA02/05**

S.NO	MAT. CODE	ITEM DESCRIPTION	QTY(NOS)	LOT QTY
1	RV1930568089	JR.HEAD INSERT KEY (HY-903.15.F) -- ROUGH M/CD FORGING SIZE 43x68x156 MM WITH MATL. HY-19368/01	10	<b>10</b>
2	RV1930568037	LOCK NUT (W.G.HUB) (HY-076.A) - ROUGH M/CD FORGING AS PER DRG. HY-76.A.F WITH MATL AS PER SPECN. HY-19368/01	22	<b>15</b>
3	RV1930568100*	ROUGH MACHINED FORGING OF SIZE 120 X 70 X 45 mm WITH MATL. AS PER SPECN. HY-19368/01	20	<b>20</b>
4	RV1930269056	SPRING PRE LOAD STUD (HY-335.F) - ROUGH M/CD FORGING AS PER DRG. HY- 335.F WITH MATL AS PER SPECN. HY- 19369/04 BHEL MATL. CODE BA9516953514	80	<b>20</b>
5	RV1930570015	SPRING STUD L'NUT (HY-339.02.F) - ROUGH M/CD FORGING AS OD-185, ID- 105 & LENGTH-185 MM WITH MATL AS PER SPECN. HY-19370/01	40	<b>20</b>
6	RV1930570023	SPRING STUD L'NUT KEEPER FORG. (HY- 339.03.F) - ROUGH M/CD FORGING AS OD- 180, ID- 80 & LENGTH-155 MM WITH MATL. HY-19370/01	20	<b>20</b>
<b>TOTAL</b>			<b>192</b>	

**GENERAL COMMERCIAL TERMS & CONDITIONS OF ENQUIRY  
(FOR INDIAN VENDORS)**

Amendment- 25  
ANNEXURE-A

**ITEM DESCRIPTION:**

**ENQUIRY NO:**

Sl No	BHEL STANDARD TERMS & CONDITIONS	Confirmation of supplier (Yes/No)
1	<p>A) OFFER MUST BE SUBMITTED IN TWO PART BID SYSTEM NAMELY TECHNO-COMMERCIAL BID &amp; PRICE BID FOR THE ITEM AS PER ENQUIRY IN SEPARATE SEALED COVERS:</p> <p>(I) TECHNO – COMMERCIAL BID &amp; (II) PRICE BID SHOULD BE CLEARLY SUPERSCRIBED THE ENQUIRY NO. AND DUE DATE ON THE ENVELOPES.</p> <p>(B) UN-PRICED OFFER WITH TECHNICAL BID IS REQUIRED TO BE FURNISHED BY THE VENDOR. TECHNICAL OFFER SHOULD CLEARLY REFLECT AT LEAST OUR MATERIAL CODE, ITEM DESCRIPTION &amp; QUANTITY.</p> <p>(C) THE DIFFERENCE BETWEEN “UN-PRICED OFFER” AND “PRICED OFFER” SHOULD BE ONLY THE PRICES WHEREVER APPLICABLE. THE RATES AND AMOUNT SHOULD BE CLEARLY WRITTEN IN FIGURES AND WORDS BOTH WITHOUT ANY CUTTING / OVERWRITING.</p> <p>(D) <b>IMPORTANT POINT FOR VENDOR WHO HAVE NOT SUBMITTED THE SRF (SUPPLIER REGISTRATION FORM) SO FAR:</b> THE VENDORS, WHO HAVE NOT SUBMITTED THE SRF SO FAR, MUST SUBMIT THE SAME ALONG WITH PART- 1 BID. THE SRF TO BE DOWNLOADED FROM WWW.BHEL.COM OR <a href="https://herp.bhel.com">https://herp.bhel.com</a> .</p>	
2	BID SHOULD BE FREE FROM CORRECTION, OVERWRITING, USING CORRECTIVE FLUID, ETC. ANY INTERLINEATION , CUTTING , ERASURE OR OVERWRITING SHALL BE VALID ONLY IF THEY ARE ATTESTED UNDER FULL SIGNATURE(S) OF PERSON(S) SIGNING THE BID ELSE BID SHALL BE LIABLE FOR REJECTION .	
3	YOUR TECHNO COMMERCIAL BID SHOULD MENTION THAT PRICE BID HAS BEEN SENT IN A SEPARATE ENVELOPE GIVING ITS REFERENCE.	
4	VENDOR TO ENSURE THAT ITEM & QUANTITY MENTIONED IN THE OFFERS ARE EXACTLY SAME AS PER ENQUIRY. IF ANY DEVIATION IS THERE PARTY MUST MENTION SPECIFIC HEREWITH OTHERWISE BHEL SHALL CONSIDER THAT ITEM & QUANTITY AS REQUIRED IN ENQUIRY.	
5	PLEASE MAKE SURE THAT THERE IS NO DISCREPANCY IN BETWEEN ACCEPTED TERMS & CONDITIONS MENTIONED IN THE CHECK LIST AND QUOTATION SUBMITTED BY VENDOR AND IF FOUND SO THEN THE TERMS & CONDITIONS WHICH ARE BENEFICIAL TO BHEL WOULD ONLY BE CONSIDERED.	
6	THE TENDER RECEIVED AFTER 14:00 HRS ON THE DUE DATE WILL NOT BE CONSIDERED.	
7	PART-I CONTAINING THE TECHNO-COMMERCIAL BID WILL BE OPENED ON THE DATE AND TIME SPECIFIED IN THE ENQUIRY, IN THE PRESENCE OF THOSE TENDERERS WHO WISH TO ATTEND. PART-II i.e., PRICE BID WILL BE OPENED ONLY OF THOSE BIDDERS WHO ARE FOUND TECHNO-COMMERCIALLY SUITABLE AFTER SCRUTINY OF THEIR PART-I OFFERS.	
8	NO REVISED OFFERS WILL BE ACCEPTED UNLESS ASKED BY BHEL AFTER OPENING OF PART-1 BID IN ANY CASE.	
9	THE RATE OF GST SHOULD BE CLEARLY MENTIONED IN THE OFFER.	
10	VALIDITY OF OFFER SHOULD BE MINIMUM 90 DAYS FROM THE DATE OF TECHNO - COMMERCIAL BID OPENING OR 60 DAYS FROM THE REVERSE AUCTION DATE.	
11	BHEL RESERVES THE RIGHT TO REJECT THE OFFER, WHICH IS HAVING DEVIATIONS TO THE TERMS AND CONDITIONS GIVEN IN THE TENDER ENQUIRY.	
12	<b>PRICING TERMS:</b> PRICES ONCE QUOTED SHALL REMAIN FIRM WITHIN THE VALIDITY OR ANY EXTENSION THEREOF FOR PLACEMENT OF ORDER, TILL COMPLETE EXECUTION OF THE ORDER, WITHOUT ANY ESCALATION/INCREASE FOR ANY REASON, WHATSOEVER, UNLESS SPECIFICALLY PROVIDED FOR IN THE ENQUIRY & PO. IN CASE OF FOREIGN VENDORS, THE QUOTED PRICE SHALL BE TAKEN AS INCLUSIVE OF THIRD PARTY INSPECTION AND TESTING CHARGES AS CALLED FOR IN THE NIT.	
13	<b>BID EVALUATION:</b> UNLESS SPECIFIED IN THE TENDER, VENDOR MUST NOTE THAT BHEL WILL ARRIVE THE L1 STATUS FOR EACH ITEM ON LANDED COST BASIS. ACCORDINGLY, ORDER SHALL BE PLACED ON LOWEST BIDDER ON INDIVIDUAL ITEM BASIS ONLY, UNLESS BHEL ASK FOR TERMS OTHER THAN THIS ON EXCEPTION BASIS. IN THE COURSE OF EVALUATION, IF MORE THAN ONE BIDDER HAPPENS TO OCCUPY L-1 STATUS, EFFECTIVE L-1 WILL BE DECIDED BY SOLICITING DISCOUNTS FROM THE RESPECTIVE L-1 BIDDERS. IN CASE MORE THAN ONE BIDDERS HAPPENS TO OCCUPY THE L-1 STATUS EVEN AFTER SOLICITING DISCOUNT, THE L-1 BIDDER SHALL BE DECIDED BY A TOSS/DRAW OF LOTS, IN THE PRESENCE OF THE RESPECTIVE BIDDER(S) OR THEIR REPRESENTATIVE(S). RANKING WILL BE DONE ACCORDINGLY. BHEL'S DECISION IN SUCH SITUATION SHALL BE FINAL AND BINDING.	
14	<b>TERMS OF DELIVERY:</b> <b>I. FOR INDIGENOUS SUPPLIERS:</b> THE TERMS OF DELIVERY SHOULD BE QUOTED ON F.O.R. DESTINATION (BHEL HERP STORES VARANASI) BASIS ONLY (i.e. FREIGHT & INSURANCE ON VENDOR'S ACCOUNT ONLY). IF ANY BIDDER STILL QUOTES OTHER DELIVERY TERM IN PLACE OF BHEL HERP STORES, THEIR OFFER MAY NOT BE CONSIDERED FOR FURTHER PROCESSING. IT MUST BE SPECIFICALLY NOTED.	
15	IF ANY INDIAN SUPPLIERS ARRANGE SUPPLY FROM FOREIGN PRINCIPLES/WORKS, TERMS OF DELIVERY SHOULD BE QUOTED ON CIF JNPT MUMBAI (INDIA) SEA PORT BASIS ONLY (i.e. FREIGHT & INSURANCE ON VENDOR'S ACCOUNT UPTO JNPT MUMBAI (INDIA) SEA PORT) OR CFR MUMBAI AIRPORT. HOWEVER FREIGHT CHARGES AS PER BHEL TRANSPORT CONTRACT FROM JNPT MUMBAI SEAPORT/MUMBAI AIRPORT TO BHEL VARANASI FOR EACH ITEM WILL BE LOADED AT THE TIME OF TOTAL LANDED COST CALCULATION.	
16	INSURANCE CHARGES SHALL BE TO VENDOR'S ACCOUNT ONLY IF PRICE QUOTED ON BHEL HERP STORES BASIS. IN CASE PRICE QUOTED IS ON CIF JNPT MUMBAI BASIS/ CFR MUMBAI AIRPORT BASIS, INSURANCE UP TO CIF JNPT MUMBAI/ MUMBAI AIRPORT SHALL BE IN VENDOR ACCOUNT.	
17	<p><b>PAYMENT TERMS:</b></p> <p><b>I.FOR MSEs VENDORS:</b> 100% AGAINST SRV WITHIN 45 DAYS THROUGH EFT (ELECTRONIC FUND TRANSFER) FROM THE DATE OF RECEIPT OF MATERIAL (DATE OF SRV) AT BHEL HERP VARANASI STORES AS PER PO.</p> <p><b>II.FOR MEDIUM ENTERPRISES VENDORS:</b> 100% AGAINST SRV WITHIN 60 DAYS THROUGH EFT (ELECTRONIC FUND TRANSFER) FROM THE DATE OF RECEIPT OF MATERIAL (DATE OF SRV) AT BHEL HERP VARANASI STORES AS PER PO.</p> <p><b>III. FOR NON- MSME:</b> 100% AGAINST SRV WITHIN 90 DAYS THROUGH EFT (ELECTRONIC FUND TRANSFER) FROM THE DATE OF RECEIPT OF MATERIAL (DATE OF SRV) AT BHEL HERP VARANASI STORES AS PER PO.</p> <p><b>IV.BHEL HERP WILL MAKE PAYMENTS IN TWO PARTS: -</b></p> <p><b>PART-I:</b> BASIC INVOICE VALUE AND ALL OTHER CHARGES (EXCEPT GST AMOUNT) WILL BE PAID AS PER P.O. PAYMENT TERMS.</p> <p><b>PART-II:</b> GST PORTION OF INVOICE VALUE WILL BE PAID ONLY AFTER FULFILLING FOLLOWING CONDITIONS:</p> <p>(A) PAYMENT OF GST AMOUNT INTO GOVT. ACCOUNT BY SUPPLIER AGAINST INVOICE RAISED TO BHEL.</p> <p>(B) FILING OF GST RETURN</p> <p>(C) DISPLAY OF GST CREDIT AGAINST BHEL GSTIN NO.09AAACB4146P2ZC IN GSTR-2B ON GSTN PORTAL.</p> <p>Note: 1. PAYMENT WILL BE MADE AFTER ACCEPTANCE OF MATERIAL.</p> <p>2. ADVANCE PAYMENT IS NOT ACCEPTABLE BY BHEL HERP VARANASI IN ANY CASE.</p> <p>3. IF ANY SUPPLIER FALLS UNDER “NON MSE” OR “NON MEDIUM” CATEGORY, THEIR PAYMENT TERM WILL BE CONSIDERED AS NON MSME SUPPLIER PAYMENT WITHOUT ANY INTIMATION.</p>	
18	<b>LOADING OF PAYMENT TERM:</b> IN CASE OF DEVIATION, LOADING OF INTEREST RATE @SBI MCLR RATE + 6% (AS ON PART-1 OPENING DATE) SHALL BE LOADED WHILE ARRIVING AT LANDED COST TO BHEL.	
19	<b>LIQUIDATED DAMAGES/ LATE DELIVERY (LD) PENALTY CLAUSE:</b> SUBJECT TO FORCE MAJEURE CONDITIONS, FAILURE TO SUPPLY WITHIN PURCHASE ORDER DELIVERY SCHEDULE WILL MAKE THE SUPPLIER LIABLE TO AN UNCONDITIONAL PENALTY OF 0.5 % PER WEEK OR PART THEREOF SUBJECT TO THE MAXIMUM OF 10% OF THE UNDELIVERED PURCHASE ORDER VALUE EXCLUDING TAXES & DUTIES. NO GRACE PERIOD SHALL BE GIVEN.	
20	<p><b>LOADING OF LIQUIDATED DAMAGES (LD):</b> DEVIATION TO ABOVE STANDARD PENALTY CLAUSE, MAXIMUM LOADING OF 10% (IN CASE OF NON ACCEPTANCE OF LD CLAUSE) OR PART THEREOF (IN CASE OF PART ACCEPTANCE OF LD) SHALL BE LOADED WHILE ARRIVING LANDED COST TO BHEL.</p> <p><b>LOADING OF DELIVERY TERM:</b> FURTHER IF DEVIATION IS FOUND IN THE ACCEPTED DELIVERY TERM AS WELL AS ACCEPTED PENALTY TERM, SUITABLE LOADING BASED ON TRANSPORTATION TIME TO BE TAKEN SHALL BE LOADED WHILE ARRIVING LANDED COST TO BHEL HERP STORES WHICH MAY BE AS BELOW:</p> <p>(i) 1% OF THE BASIC COST FOR INDIAN SUPPLIERS,</p>	

**GENERAL COMMERCIAL TERMS & CONDITIONS OF ENQUIRY  
(FOR INDIAN VENDORS)**

**Amendment- 25  
ANNEXURE-A**

21	<b>DELIVERY PERIOD:</b> VENDOR SHOULD STRICTLY QUOTE THE DELIVERY PERIOD AS MENTIONED IN NIT.	
22	IF ANY VENDOR DOES NOT SUPPLY THE ITEM WITHIN THE PURCHASE ORDER DELIVERY PERIOD, BHEL MAY/MAY NOT ACCEPT THE SUPPLY AT ITS SOLE DISCRETION.	
23	<p><b>BANK GUARANTEE:</b> THE COST OF BHEL FREE ISSUE MATERIALS PER SET/PER ASSEMBLY AND TOTAL COST OF FIM FOR THE ENQUIRY ARE MENTIONED IN NIT. IN THIS REGARD:</p> <p>1 (a). PARTY WILL HAVE TO SUBMIT EQUAL AMOUNT OF SECURITY DEPOSIT <b>(IN THE FORM OF 10% BG/FDR/DD/CHEQUE/BANK TRANSFER AND 90% INDEMNITY BOND)</b> TOWARDS THE COST OF BHEL MATERIALS TO BE ISSUED TO THEM BEFORE THE ISSUE OF BHEL MATERIALS TO THEM. AT ANY POINT OF TIME, PROPORTIONATE SECURITY DEPOSIT OF TOTAL/CUMMULATIVE MATERIAL VALUE SHOULD BE MAINTAINED.</p> <p>(b) <b>IN CASE OF TRIAL/DEVELOPMENTAL ORDER, PARTY WILL HAVE TO SUBMIT 30% BG/FDR/DD/CHEQUE/BANK TRANSFER AND 70% INDEMNITY BOND TOWARDS THE COST OF BHEL FIM.</b></p> <p>2. BHEL MAY ASK THE SUPPLIER FOR SUBMISSION OF FULL SECURITY DEPOSIT AMOUNT OR PART DEPENDING UPON THE AVAILABILITY OF FREE ISSUE MATERIALS AT OUR END.</p> <p>3. PARTY MUST HAVE TO SUBMIT THE SAME WITHIN 02 WEEK TIME FROM THE DATE OF WRITTEN INTIMATION BY BHEL WITHOUT FAIL OTHERWISE IT WOULD TREATED AS FAILURE OF HONOURING PO TERMS AND ACCORDINGLY BHEL MAY CANCEL THE PURCHASE ORDER AND INITIATE ALTERNATE PROCUREMENT ACTION AT SUPPLIER RISK &amp; COST.</p> <p>4. IN CASE OF ABSENCE OF DESIRED SECURITY DEPOSIT AT BHEL END AND ALSO NON RESPONSE OF POINT NO. 03 AS ABOVE,</p> <p>I. BHEL MAY HOLD THE PENDING PAYMENTS OF SUPPLIER AVAILABLE AT BHEL <b>ON THEIR CONSENT.</b></p> <p>II. IF NO PAYMENT IS PENDING AT BHEL END, ACTION FOR ALTERNATE PROCUREMENT ACTION MAY BE INITIATED.</p> <p><b>5. THE FORMAT OF BG AND IB SHALL BE PER ATTACHED ANNEXURE-BG/FIM AND IB-FIM RESPECTIVELY.</b></p>	
24	TRANSPORTATION CHARGES FOR SENDING BHEL FREE ISSUE MATERIALS (FIM) TO THE PARTY WORKS WILL BE BORNE BY BHEL ONLY. THE FREIGHT CHARGES FOR SENDING THE BHEL FIM FROM HERP STORES TO PARTY'S WORK FOR EACH ITEM WILL BE LOADED AS PER BHEL TRANSPORT CONTRACT AT THE TIME OF TOTAL LANDED COST CALCULATION. HOWEVER, VARANASI/LOCAL BASED VENDORS WILL LIFT THE FIM FROM BHEL STORES AND BORNE ITS TRANSPORTATION CHARGES.	
25	IF BHEL ISSUES FREE ISSUE MATERIALS TO THE SUPPLIER, IT MUST BE RETURNED WITHIN THE TIME LIMIT AS PRESCRIBED IN GST LAW (PRESENTLY 01 (ONE) YEAR FROM THE DATE OF FREE ISSUE DATE) TO COMPLY THE GST RULES. IF ANY VENDOR DOES NOT RETURN THE BHEL FREE ISSUE MATERIALS AS MENTIONED ABOVE, THE FINANCIAL IMPLICATION ON ACCOUNT OF THIS, IF ANY, SHALL BE RECOVERED FROM THE PARTY BILLS.	
26	<p><b>REVERSE AUCTION:</b> BHEL SHALL BE RESORTING TO REVERSE AUCTION (RA) (GUIDELINES AS AVAILABLE ON <a href="http://WWW.BHEL.COM">WWW.BHEL.COM</a>) FOR THIS TENDER. RA SHALL BE CONDUCTED AMONG ALL THE TECHNO-COMMERCIALLY QUALIFIED BIDDERS.</p> <p>PRICE BIDS OF ALL TECHNO-COMMERCIALLY QUALIFIED BIDDERS SHALL BE OPENED AND SAME SHALL BE CONSIDERED AS INITIAL BIDS OF BIDDERS IN RA. IN CASE ANY BIDDER(S) DO (ES) NOT PARTICIPATE IN ONLINE REVERSE AUCTION, THEIR SEALED ENVELOPE PRICE BID ALONG WITH APPLICABLE LOADING, IF ANY, SHALL BE CONSIDERED FOR RANKING.</p>	
27	IF ANY OF THE VENDORS DO NOT ACCEPT THE ABOVE POINT MENTIONED AT SL. NO. 26, THEIR OFFER MAY BE LIABLE FOR REJECTION WITHOUT INTIMATION.	
28	<p><b>RISK PURCHASE:</b> IN CASE OF DELAY IN SUPPLIES/ DEFECTIVE SUPPLIES/NON EXECUTION OF PURCHASE ORDER ETC. (FOR DETAILS, REFER GUIDELINES FOR RISK PURCHASE), BHEL MAY CANCEL THE ORDER IN FULL OR PART THEREOF/ MAY ALSO MAKE THE PURCHASE OF SUCH MATERIALS FROM ELSEWHERE/ALTERNATIVE SOURCES AT THE RISK &amp; COST OF SUPPLIER. BHEL MAY ALSO MANUFACTURE THE ITEM IN-HOUSE IN PART OR FULL DEPENDING UPON THE URGENCY OF THE ITEM.</p> <p>GUIDELINES FOR <b>RISK PURCHASE</b> IS AVAILABLE ON BHEL WEBSITE "<a href="https://herp.bhel.com">https://herp.bhel.com</a>" at "Notice". RESPECTIVE BIDDERS / SUPPLIERS MAY REFER THIS GUIDELINE BEFORE SUBMITTING THEIR OFFER AGAINST BHEL, HERP TENDER ENQUIRIES. IN CASE RISK PURCHASE IS APPLIED, BHEL SHALL TAKE ACTION AGAINST THE NON-PERFORMING AND/OR DEFAULTING SUPPLIERS/ CONTRACTORS IN LINE WITH THIS GUIDELINE ONLY.</p>	
29	<p>BHEL MAY SHORT CLOSE/CANCEL AN ORDER AT ANY TIME DURING THE CURRENCY OF THE CONTRACT/PO IRRESPECTIVE OF THE PO DELIVERY DATE, IF</p> <p>(I) THE WORK PROGRESS OF THE VENDOR IS POOR, OR</p> <p>(II) THE DELIVERY REQUIREMENT OF THE ITEM IS VERY CRITICAL &amp; NOT BEING MET BY THE VENDOR ON WHICH ORDER HAS BEEN PLACED, OR</p> <p>(III) THERE IS NO RESPONSE FOR IMPROVEMENT IN DELIVERY AS PER BHEL REQUIREMENT,</p>	
30	THE OFFERS OF THE BIDDERS WHO ARE ON THE BANNED LIST AND ALSO THE OFFER OF THE BIDDERS, WHO ENGAGE THE SERVICES OF THE BANNED FIRMS, SHALL BE REJECTED. THE LIST OF BANNED FIRMS IS AVAILABLE ON BHEL WEB SITE <a href="http://www.bhel.com">www.bhel.com</a>	
31	<b>RESERVATION RIGHTS OF BHEL:</b> – BHEL RESERVES THE RIGHT TO REJECT ANY OR ALL QUOTATIONS WITHOUT ASSIGNING ANY REASONS THEREOF. BHEL ALSO RESERVES THE RIGHT TO INCREASE OR DECREASE THE TENDERED QUANTITIES. VENDORS SHOULD BE PREPARED TO ACCEPT ORDER FOR REDUCED QUANTITIES WITHOUT ANY EXTRA CHARGES. VENDOR SHOULD ALSO BE PREPARED FOR GIVING DISCOUNT IN CASE OF INCREASE IN QUANTITY.	
32	<b>NON-DISCLOSURE AGREEMENT:</b> ALL DRAWINGS AND STANDARDS ARE PROPRIETARY OF BHEL. IT MUST NOT BE USED IN ANY WAY DETRIMENTAL TO THE INTEREST OF THE COMPANY. ALL SUPPLIERS SHALL FURNISH NDAS (NON-DISCLOSURE AGREEMENT) AGAINST USE OF DOCUMENTS FURNISHED BY BHEL TOWARDS UN-AUTHORIZED USE EXCEPT FOR THE PURPOSE IT HAS BEEN FURNISHED.	
33	<p><b>A. SETTLEMENT OF DISPUTES &amp; ARBITRATION:</b></p> <p>I. ALL QUESTIONS/INTERPRETATIONS REGARDING SUBJECT MATTER OF THE CONTRACT SHALL BE DECIDED BY THE BHEL ON THE REQUEST OF THE VENDOR AND THE DECISION OF THE BHEL SHALL BE FINAL.</p> <p>II. IN CASE OF DISPUTE, STEPS SHALL BE TAKEN BY THE PARTIES TO THE CONTRACT TO SETTLE THE SAME THROUGH NEGOTIATIONS.</p> <p>III. IN CASE, DISPUTE IS NOT SETTLED IN NEGOTIATIONS, IT SHALL BE REFERRED TO CONCILIATOR APPOINTED BY THE COMPETENT AUTHORITY OF THE BHEL. <i>THE CONCILIATION PROCEEDINGS WITH RESPECT TO A DISPUTE AS DEFINED IN THE BHEL CONCILIATION SCHEME, 2018 AND SUBSEQUENT REVISIONS CAN BE INITIATED UNDER THE SCHEME AT ANY STAGE WHETHER BEFORE, DURING OR EVEN AFTER THE COMMENCEMENT OF ARBITRATION PROCEEDINGS OR LITIGATION BEFORE COURTS. THIS CONCILIATION SCHEME IS AVAILABLE ON OUR WEBSITES <a href="https://herp.bhel.com">https://herp.bhel.com</a> AND <a href="http://www.bhel.com">www.bhel.com</a> .</i></p> <p>IV. IN CASE DISPUTE IS NOT SETTLED IN CONCILIATION PROCEEDINGS, THE SAME SHALL BE REFERRED TO ARBITRATION AS PER CORPORATE GUIDELINES OF THE BHEL AND THE ARBITRATION PROCEEDING SHALL BE CONDUCTED AS PER PROVISIONS OF THE ARBITRATION AND CONCILIATION ACT, 1996 READ WITH CORPORATE GUIDELINE AS AMENDED FROM TIME TO TIME.</p> <p>V. THE VENDOR SHALL CONTINUE TO PERFORM THE CONTRACT, PENDING SETTLEMENT OF DISPUTE(S).</p> <p><b>B. JURISDICTION:</b> ALL DISPUTES OR DIFFERENCES ARISING OUT OF OR IN CONNECTIONS WITH THE CONTRACT SHALL BE SUBJECT TO THE EXCLUSIVE JURISDICTION OF THE COURT AT VARANASI (U.P.) ONLY.</p>	
34	<b>SPECIAL NOTE FOR BIDDERS:</b> THE QUOTATION SHOULD BE FROM PRINCIPAL / ORIGINAL EQUIPMENT MANUFACTURER ONLY. THE OFFER OF THOSE OEM, AUTHORISING THEIR TRADER / DEALER / DISTRIBUTOR TO QUOTE AND TAKE ORDER IS LIABLE FOR DISQUALIFICATION. SINCE BHEL PREFER TO DEAL DIRECTLY WITH OEM AND NOT THROUGH DEALER / TRADER / DISTRIBUTOR OF OEM, THEREFORE, OEM MUST DIRECTLY QUOTE, TAKE ORDER AND DELIVER THE MATERIAL UNDER THEIR GUARANTEE / WARRANTEE.	
35	<p>I. FOLLOWING DOCUMENTS SHOULD BE ENCLOSED AND ADDRESSED TO DGM (FINANCE) AND SAME SHALL BE DISPATCHED TO MM DEPTT. BHEL, HERP, TARNA, SHIVPUR, VARANASI-221003 FOR PAYMENT PURPOSE:</p> <p>a) 05 (FIVE) COPIES OF GST INVOICES</p> <p>b) COPY OF GR/RR.</p> <p>c) TEST CERTIFICATE AND GUARANTEE/WARRANTEE CERTIFICATE AND PDI REPORT, IF APPLICABLE. (ONE COPY).</p> <p>II. FURTHER TO ABOVE, 02 (TWO) COMPLETE SETS OF DOCUMENTS (COPIES OF ABOVE MENTIONED DOCUMENTS AT SL. NO. I FOR INDIAN SUPPLIERS (UNDER THIS CLAUSE) SHALL BE SENT FOR PURCHASE AND QUALITY DEPARTMENTS. ORIGINAL COPIES OF TC, GC, PDI REPORTS &amp; OTHER QUALITY PAPERS SHALL BE ATTACHED IN THE SET OF DOCUMENTS FOR QUALITY DEPARTMENTS.</p> <p>III. THE VENDOR SHOULD PROVIDE BILLS &amp; OTHER DOCUMENTS COMPLETE IN ALL RESPECT AS PER PURCHASE ORDER ALONGWITH DESPATCH OF MATERIALS. BHEL SHALL SEEK CLARIFICATION(S) (IF ANY) RELATED TO PAYMENT DOCUMENTS IN ONE GO. THE VENDOR SHOULD PROVIDE ALL SUCH CLARIFICATION(S) IMMEDIATELY. ANY DELAY IN PROCESSING OF PAYMENT, DUE TO NON RECEIPT OF CLARIFICATION(S) SOUGHT BY BHEL, SHALL BE ATTRIBUTABLE COMPLETELY TO VENDOR.</p> <p>IV. DIGITALLY SIGNED INVOICE IS ALSO ACCEPTABLE FOR PROCESSING OF PAYMENT.</p>	

**GENERAL COMMERCIAL TERMS & CONDITIONS OF ENQUIRY  
(FOR INDIAN VENDORS)**

**Amendment- 25  
ANNEXURE-A**

36	THE VENDOR SHALL ENSURE THAT THEIR BANK DETAILS ARE UPDATED WITH US FOR TIMELY PAYMENT THROUGH EFT (ELECTRONICS FUND TRANSFER).	
37	<b>GUIDELINES FOR SUSPENSION OF BUSINESS DEALINGS WITH SUPPLIERS/ CONTRACTORS:</b> THE REVISED GUIDELINES FOR SUSPENSION OF BUSSINESS DEALINGS ARE AVAILABLE ON BHEL WEBSITE AT “www.bhel.com” on “SUPPLIER REGISTRATION PAGE”. RESPECTIVE BIDDERS / SUPPLIERS MAY REFER THIS BEFORE QUOTING AS PER THEIR REQUIREMENT. ACTION AGAINST THE DEFAULTED SUPPLIERS/ CONTRACTORS’ SHALL BE TAKEN AS PER THESE GUIDELINES ONLY.	
38	VENDOR MUST FOLLOW THE SEQUENTIAL DELIVERY SCHEDULE i.e. ITEMS TO BE SUPPLIED IN SUCH A MANNER THAT THE PURCHASE ORDER HAVING OLDER DELIVERY SCHEDULE SHOULD BE SUPPLIED EARLIER AND PURCHASE ORDER HAVING LATTER DELIVERY SCHEDULE TO BE SUPPLIED LATTER. IF ANY VENDOR DOES NOT FOLLOW THE SEQUENTIAL DELIVERY SCHEDULE ESPECIALLY FOR SAME ITEM, BHEL MAY ACCOUNT FOR THE ITEM IN SEQUENTIAL MANNER OR MAY RECOVER THE FINANCIAL IMPLICATION.	
39	ALL ABOVE ACCEPTED TERMS & CONDITIONS SHALL BE PART OF PURCHASE ORDER WITH OR WITHOUT MENTIONING IN THE PO/CONTRACT BASED ON YOUR ACCEPTANCE AND OFFER SUBMITTED.	
40	<b>IMPORTANT INSTRUCTION:</b> I.VENDORS ARE REQUESTED TO QUOTE THEIR RATE WITH DESCRIPTION MENTIONED IN THE ENQUIRY CONSIDERING ALL TECHNICAL TERMS & CONDITIONS OF THE ENQUIRY. ALSO RATES QUOTED SHOULD BE EXACTLY AS PER SL. NO. OF HARD COPY OF THE ENQUIRY (IF ENQUIRY HAS BEEN FLOATED THROUGH CONVENTIONAL MODE) OR AS PER SL. NO. APPEARING IN THE e-Procurement PORTAL (IF ENQUIRY HAS BEEN FLOATED THROUGH e-Procurement) ONLY. IT MUST BE FOLLOWED UP TO AVOID CONFUSION AT LATER STAGES. ALSO RATES TO BE SUBMITTED BOTH IN NUMERICS AS WELL AS IN WORD. IN CASE OF DISCREPENCY, RATES SUBMITTED IN WORDS SHALL BE CONSIDERED FOR FURTHER PROCESSING. II.DOCUMENTS SUBMITTED WITH THE OFFER SHOULD BE SIGNED AND STAMPED IN EACH PAGE BY AUTHORIZED REPRESENTATIVE OF THE BIDDER. II.II.IN CASE OF PDI, VENDOR SHALL RAISE ONLINE INSPECTION CALL IN ONLINE INSPECTION PORTAL/INTIMATE BHEL IN WRITTING (WHERE INSPECTION IS IN BHEL HERP SCOPE) AT LEAST 01 WEEK IN ADVANCE OR AS MUTUALLY AGREED PERIOD ABOUT THE DATE AND PLACE AT WHICH GOODS WILL BE READY FOR INSPECTION. IV.PURCHASER OR HIS AUTHORIZED REPRESENTATIVE SHALL BE ENTITLED TO CARRY OUT SURVEILLANCE INSPECTION OF MATERIAL AND WORKMANSHIP AT SELLER’S PREMISES OR AT HIS SUB-CONTRACTOR’S PREMISES AT ALL REASONABLE TIMES DURING EXECUTION OF THE CONTRACT. SUCH INSPECTION, EXAMINATION AND TESTING, IF MADE, SHALL NOT ABSOLVE THE SELLER FROM HIS OBLIGATIONS UNDER THE CONTRACT. V.SUCH PRE-DISPATCH INSPECTION, EXAMINATION AND TESTING, IF MADE, AT VENDOR’S WORKS SHALL NOT ABSOLVE THE SELLER FROM HIS OBLIGATIONS TO MANUFACTURE/MACHINING THE GOODS UNDER THE CONTRACT. IF DEFECTS ARE FOUND AT LATER STAGE, IT IS THE SOLE RESPONSIBILITY OF THE VENDOR TO REPLACE/RECTIFY THE SAME.	
41	<b>IMPORTANT CLAUSE FOR GST:</b> INPUT TAX CREDIT OF GST CAN BE AVAILED BY BHEL ONLY WHEN THE MATERIAL HAS BEEN PHYSICALLY RECEIVED AND GST INVOICE IS IN POSSESSION OF BHEL. THEREFORE, SUPPLIERS SHOULD ENSURE THE FOLLOWING IN RESPECT OF POS ISSUED BY BHEL: I. GST INVOICE SHOULD CONTAIN ADDRESS, GST NO. AND PAN NO. OF BHEL AS WELL AS OF SUPPLIER. APPLICABLE HSN CODE OF THE MATERIAL SHOULD BE INDICATED IN THE GST INVOICE. II. FIVE COPIES OF GST INVOICE AND LORRY RECEIPT MAY BE DESPATCHED ALONGWITH SHIPMENT OF THE GOODS IN ORDER TO AVOID ANY DELAY IN AVAILING INPUT CREDIT BY BHEL. III. DECLARE SUCH INVOICE IN HIS GSTR-1 RETURN FOR THE MONTH OF DESPATCH OF MATERIAL. IV. PAYMENT OF GST TO STATUTORY AUTHORITIES WITHIN PRESCRIBED TIME. V. IN CASE OF DISCREPANCY IN THE DATA UPLOADED BY THE BIDDER IN THE GSTN PORTAL VIS-A-VIS THE TAX INVOICE OR IN CASE OF ANY SHORTAGES OR REJECTION IN THE SUPPLY, THEN BHEL WILL NOT BE ABLE TO AVAIL THE TAX CREDIT. BIDDER HAS TO RECTIFY THE DATA DISCREPANCY IN THE GSTN PORTAL OR ISSUE CREDIT NOTE OR DEBIT NOTE (DETAILS ALSO TO BE UPLOADED IN GSTN PORTAL) FOR THE SHORTAGES OR REJECTIONS IN THE SUPPLIES OR ADDITIONAL CLAIMS FOR PROCESSING OF SUCH INVOICES. VI. GST TDS DEDUCTED AS PER GST ACT, IS UPLOADED IN GSTN PORTAL ALONG GSTR7. BIDDERS CAN DIRECTLY DOWNLOAD THE GST TDS CERTIFICATE FROM THE GSTN PORTAL.  IN CASE GST CREDIT IS DELAYED /DENIED TO BHEL DUE TO NON OR DELAYED RECEIPT OF GOODS AND OR TAX INVOICE OR EXPIRY OF TIMELINE PRESCRIBED IN GST LAW FOR AVAILING SUCH ITC OR ANY OTHER REASON NOT ATTRIBUTABLE TO BHEL, GST AMOUNT SHALL BE RECOVERABLE FROM VENDOR ALONG WITH INTEREST /PENALTY LEVIABLE ON BHEL.  IN CASE SUPPLIERS DELAYS DECLARING SUCH INVOICE IN HIS RETURN AND GST CREDIT AVAILED BY BHEL IS DENIED OR REVERSED SUBSEQUENTLY AS PER GST LAW, GST AMOUNT PAID BY BHEL TOWARDS SUCH ITC REVERSAL SHALL BE RECOVERABLE FROM SUPPLIER ALONGWITH INTEREST LEVIED/LEVIABLE ON BHEL.  IN CASE OF RAISING ANY SUPPLEMENTARY TAX INVOICE (DEBIT/ CREDIT NOTE), THE SUPPLIER SHALL ISSUE THE SAME CONTAINING ALL THE DETAILS AS REFERRED TO IN SECTION 34 READ WITH SECTION 31 OF GST ACT & RULES REFERRED THERE UNDER .	
42	<b>STATUTORY VARIATION CLAUSE :</b> ANY INCREASE IN THE RATE OF GST SHALL BE PAYABLE ONLY FOR DELIVERIES COMPLETED WITHIN THE SCHEDULED DELIVERY PERIOD, IN OTHER WORDS INCREASE IN THE RATE OF GST SHALL NOT BE PAYABLE FOR VALUE OF CONSIGNMENT DELIVERED AFTER THE SCHEDULED PURCHASE ORDER DELIVERY PERIOD.2.NEW TAXES AND DUTIES , IF IMPOSED SUBSEQUENT TO DUE DATE OF OFFER SUBMISSION, BY STATUTORY AUTHORITY DURING CONTRACT PERIOD (INCLUDING EXTENSION IF THE SAME IS NOT ATTRIBUTABLE TO BIDDER) SHALL BE REIMBURSED BY BHEL ON PRODUCTION OF RELEVANT SUPPORTING DOCUMENTS TO THE SATISFACTION OF BHEL . HOWEVER, BIDDER SHALL TAKE PRIOR APPROVAL OF BHEL BEFORE DEPOSITING NEW TAXES AND DUTIES.	
43	<b>IMPORTANT INSTRUCTION FOR MSEs SUPPLIERS:</b> I. “MSE SUPPLIERS CAN AVAIL THE INTENDED BENEFITS ONLY IF THEY SUBMIT ALONG WITH OFFER, ATTESTED COPIES OF EITHER EM-II CERTIFICATE HAVING DEEMED VALIDITY (FIVE YEARS FROM THE DATE OF ISSUE OF ACKNOWLEDGEMENT IN EM-II) OR VALID NSIC CERTIFICATE OR EM-II CERTIFICATE ALONG WITH CA CERTIFICATE (FORMAT ENCLOSED AS PER ANNEXURE-1 WHERE DEEMED VALIDITY OF EM-II CERTIFICATE OF FIVE YEARS HAS EXPIRED) APPLICABLE FOR THE RELEVANT F/Y (LATEST AUDITED).DATE TO BE RECKONED FOR DETERMINING THE DEEMED VALIDITY WILL BE THE DATE OF BID OPENING (PART -1 IN CASE OF TWO PART BID). NON SUBMISSION OF SUCH DOCUMENTS WILL LEAD TO CONSIDERATION OF THEIR BID AT PAR WITH OTHER BIDDERS. NO BENEFIT SHALL BE APPLICABLE FOR THIS ENQUIRY IF ANY DEFICIENCY IN THE ABOVE REQUIRED DOCUMENTS ARE NOT SUBMITTED BEFORE PRICE BID OPENING. IF THE TENDER IS TO BE SUBMITTED THROUGH e-procurement PORTAL, THEN THE ABOVE REQUIRED DOCUMENTS ARE TO BE UPLOADED ON THE PORTAL. DOCUMENTS SHOULD BE NOTARIZED OR ATTESTED BY A GAZETTED OFFICE. II.IN CASE OF ANY CHANGE IN THE MSE STATUS OF THE BIDDER, IT SHALL BE RESPONSIBILITY OF THE BIDDER TO NOTIFY THE CHANGE AS A PART OF THE BID DOCUMENT. IF AT A LATER DATE IT COMES TO NOTICE OF BHEL, THAT THE CHANGE IN THE STATUS HAS NOT BEEN INTIMATED BY THE BIDDER AND THE ORDER IS OBTAINED UNDER THE PREMISE OF AN MSE, THEN BHEL WOULD CANCEL THE PENDING ORDER AGAINST THIS TENDER AND TAKE NECESSARY ACTION SUSPENSION OF THE BUSSINESS DEALING WITH THE BIDDER AS PER PROCUREMENT POLICY OF BHEL. III.25 % OF THE TENDERED QUANTITY IS EARMARKED FOR MSE SUPPLIERS IN THIS TENDER. IV.OUT OF THIS 25% TENDERED QUANTITY RESERVED FOR MSE SUPPLIERS, 6.25% SHALL BE EARMARKED FOR PROCUREMENT FROM MSEs OWNED BY SC/ST ENTREPRENEURS. V.OUT OF THIS 25% TENDERED QUANTITY RESERVED FOR MSE SUPPLIERS, 3% SHALL BE EARMARKED FOR PROCUREMENT FROM MSEs OWNED BY WOMEN. VI.IN CASE MSE VENDOR PARTICIPATING IN THE TENDER QUOTES WITHIN THE PRICE BAND OF “L1+15%”, THEY WILL BE ALLOWED TO SUPPLY THE 25% PORTION OF THE REQUIREMENT SUBJECT TO ACCEPTANCE OF L1 PRICE (ON LANDED COST BASIS) BY MSE VENDOR. IN CASE OF MORE THAN ONE SUCH MSE VENDOR WITHIN THE “L1+15% PRICE BAND” THE SUPPLY SHALL BE SHARED PROPORTIONATELY (TO 25% TENDERED QUANTITY). VII.IF THE L1 VENDOR HAPPENS TO BE A MSE VENDOR AGAINST ANY ITEM CODE, THEN 100% OF THE TENDERED QTY (FOR RESPECTIVE ITEM CODE) SHALL BE PROPOSED TO ORDER ON THE L1 (MSE) VENDOR, EVEN THOUGH THERE MAY BE OTHER MSE VENDORS WITHIN THE “L1+15% PRICE BAND”. VIII.IN CASE AFTER OPENING OF PRICE BID, IT IS SEEN THAT NO MSE HAS BECOME L1, THEN DEPENDING ON THE NATURE OF THE ITEM, IF IT IS NOT POSSIBLE TO SPLIT THE TENDERED ITEMS/QUANTITIES ON ACCOUNT OF REASONS LIKE CUSTOMER CONTRACT REQUIREMENTS OF SUPPLYING ONE MAKE FOR A GIVEN PROJECT OR TECHNICAL REASONS LIKE TENDERED ITEMS BEING A SYSTEM etc. THEN BHEL WOULD NOT COUNTER OFFER THE L1 PRICES EVEN THOUGH THERE MAY BE MSE BIDDERS WITHIN THE “L1+15% PRICE BAND” OF L1.	
44	THE <b>STARTUPS</b> AS DEFINED IN THE GAZETTE OF INDIA NOTIFICATION NO.: G.S.R. 127 (E) DATED 19/02/2019 WILL BE EXEMPTED FROM FULFILLING THE CRITERIA, IF MENTIONED, IN THE PQR (PRE-QUALIFYING REQUIREMENT) REGARDING PRIOR TURNOVER AND PRIOR EXPERIENCE. HOWEVER, THERE MAY BE CIRCUMSTANCES (LIKE PROCUREMENTS OF ITEMS RELATED TO PUBLIC SAFETY, HEALTH, CRITICAL SECURITY OPERATIONS AND EQUIPMENTS ETC.) WHERE BHEL MAY PREFER THE VENDORS TO HAVE PRIOR EXPERIENCE RATHER THAN GIVING ORDER TO NEW ENTITIES. FOR SUCH PROCUREMENTS, BHEL MAY NOT RELAX THE CRITERIA OF PRIOR EXPERIENCE/TURNOVER FOR THE STARTUPS.	
45	<b>PURCHASE PREFERENCE FOR INDIAN VENDORS:</b> FOR THIS PROCUREMENT, THE LOCAL CONTENT TO CATEGORIZE A SUPPLIER AS A CLASS I LOCAL SUPPLIER / CLASS II LOCAL SUPPLIER /NON LOCAL – SUPPLIER AND PURCHASE PREFERENCE TO CLASS I LOCAL SUPPLIER, IS AS DEFINED IN PUBLIC PROCUREMENT (PREFERENCE TO MAKE IN INDIA), ORDER	



**GENERAL COMMERCIAL TERMS & CONDITIONS OF ENQUIRY  
(FOR INDIAN VENDORS)**

**Amendment- 25  
ANNEXURE-A**

	<p>2017 DATED 04.06.2020 ISSUED BY DPIIT. IN CASE OF SUBSEQUENT ORDERS ISSUED BY THE NODAL MINISTRY, CHANGING THE DEFINITION OF LOCAL CONTENT FOR THE ITEMS OF THE NIT, THE SAME SHALL BE APPLICABLE EVEN IF ISSUED AFTER ISSUE OF THIS NIT, BUT BEFORE OPENING OF PART –II BIDS AGAINST THIS NIT.</p> <p><b>MODEL CLAUSE FOR TENDER.</b></p> <p>I. ANY BIDDER FROM A COUNTRY WHICH SHARES A LAND BORDER WITH INDIA WILL BE ELIGIBLE TO BID IN THIS TENDER ONLY IF THE BIDDER IS REGISTERED WITH THE COMPETENT AUTHORITY.</p> <p>II. "BIDDER" (INCLUDING THE TERM 'TENDERER', 'CONSULTANT' OR 'SERVICE PROVIDER' IN CERTAIN CONTEXTS) MEANS ANY PERSON OR FIRM OR COMPANY, INCLUDING ANY MEMBER OF A CONSORTIUM OR JOINT VENTURE (THAT IS AN ASSOCIATION OF SEVERAL PERSONS, OR FIRMS OR COMPANIES), EVERY ARTIFICIAL JURIDICAL PERSON NOT FALLING IN ANY OF THE DESCRIPTIONS OF BIDDERS STATED HEREINBEFORE, INCLUDING ANY AGENCY BRANCH OR OFFICE CONTROLLED BY SUCH PERSON, PARTICIPATING IN A PROCUREMENT PROCESS.</p> <p>III. "BIDDER FROM A COUNTRY WHICH SHARES A LAND BORDER WITH INDIA" FOR THE PURPOSE OF THIS ORDER MEANS: -</p> <p>a) AN ENTITY INCORPORATED, ESTABLISHED OR REGISTERED IN SUCH A COUNTRY; OR</p> <p>b) A SUBSIDIARY OF AN ENTITY INCORPORATED, ESTABLISHED OR REGISTERED IN SUCH A COUNTRY; OR</p> <p>c) AN ENTITY SUBSTANTIALLY CONTROLLED THROUGH ENTITIES INCORPORATED, ESTABLISHED OR REGISTERED IN SUCH A COUNTRY; OR</p> <p>d) AN ENTITY WHOSE BENEFICIAL OWNER IS SITUATED IN SUCH A COUNTRY; OR</p> <p>e) AN INDIAN (OR OTHER) AGENT OF SUCH AN ENTITY; OR</p> <p>f) A NATURAL PERSON WHO IS A CITIZEN OF SUCH A COUNTRY; OR</p> <p>g) A CONSORTIUM OR JOINT VENTURE WHERE ANY MEMBER OF THE CONSORTIUM OR JOINT VENTURE FALLS UNDER ANY OF THE ABOVE</p> <p>IV. THE BENEFICIAL OWNER FOR THE PURPOSE OF (III) ABOVE WILL BE AS UNDER:</p> <p>1. IN CASE OF A COMPANY OR LIMITED LIABILITY PARTNERSHIP, THE BENEFICIAL OWNER IS THE NATURAL PERSON (S) WHO, WHETHER ACTING ALONE OR TOGETHER, OR THROUGH ONE OR MORE JURIDICAL PERSON, HAS A CONTROLLING OWNERSHIP INTEREST OR WHO EXERCISES CONTROL THROUGH OTHER MEANS.</p> <p>EXPLANATION –</p> <p>a. "CONTROLLING OWNERSHIP INTEREST" MEANS OWNERSHIP OF OR ENTITLEMENT TO MORE THAN TWENTY-FIVE PER CENT. OF SHARES OR CAPITAL OR PROFITS OF THE COMPANY</p> <p>b. "CONTROL" SHALL INCLUDE THE RIGHT TO APPOINT MAJORITY OF THE DIRECTORS OR TO CONTROL THE MANAGEMENT OR POLICY DECISIONS INCLUDING BY VIRTUE OF THEIR SHAREHOLDING OR MANAGEMENT RIGHTS OR SHAREHOLDER'S AGREEMENTS OF VOTING AGREEMENTS;</p> <p>2. IN CASE OF A PARTNERSHIP FIRM, THE BENEFICIAL OWNER IS THE NATURAL PERSON (S) WHO, WHETHER ACTING ALONE OR TOGETHER, OR THROUGH ONE OR MORE JURIDICAL OF CAPITAL OR PROFITS OF THE PARTNERSHIP;</p> <p>3. IN CASE OF AN UNINCORPORATED ASSOCIATION OR BODY OF INDIVIDUALS, THE BENEFICIAL OWNER IS THE NATURAL PERSON (S), WHO, WHETHER ACTING ALONE OR TOGETHER, OR THROUGH ONE OR MORE JURIDICAL PERSON, HAS OWNERSHIP OF OR ENTITLEMENT TO MORE THAN FIFTEEN PERCENT OF THE PROPERTY OF CAPITAL OF PROFITS OF SUCH ASSOCIATION OR BODY OF INDIVIDUALS;</p> <p>4. WHERE NO NATURAL PERSON IS IDENTIFIED UNDER (1) OR (2) OR (3) ABOVE, THE BENEFICIAL OWNER IS THE RELEVANT NATURAL PERSON WHO HOLDS THE POSITION OF SENIOR MANAGING OFFICIAL;</p> <p>5. IN CASE OF TRUST, THE IDENTIFICATION OF BENEFICIAL OWNER (S) SHALL INCLUDE IDENTIFICATION OF THE AUTHOR OF THE TRUST, THE TRUSTEE, THE BENEFICIARIES WITH FIFTEEN PERCENT OR MORE INTEREST IN THE TRUST AND ANY OTHER NATURAL PERSON EXERCISING ULTIMATE EFFECTIVE CONTROL OVER THE TRUST THROUGH A CHAIN OF CONTROL OR OWNERSHIP.</p> <p>V. AN AGENT IS A PERSON EMPLOYED TO DO ANY ACT FOR ANOTHER, OR TO REPRESENT ANOTHER IN DEALINGS WITH THIRD PERSON.</p> <p><b>CERTIFICATE:</b> IN ORDER TO AVOID THE BENEFITS, VENDORS TO SUBMIT (ALONG WITH OFFER) THE SELF-CERTIFICATION THAT THE ITEM OFFERED MEETS THE CONTENT REQUIREMENT FOR CLASS-I/ CLASS-II LOCAL SUPPLIER AS THE CASE MAY BE, INDICATING THE PERCENTAGE OF LOCAL CONTENT. AND SHALL GIVE DETAILS OF LOCATION AT WHICH THE LOCAL VALUE ADDITION IS MADE (refer attached Make in India (Model Certificate no I).</p>	
46	<p><b>FORCE MAJEURE :</b> NOTWITHSTANDING ANYTHING CONTAINED IN THE CONTRACT, NEITHER THE VENDOR NOR THE BHEL SHALL BE HELD RESPONSIBLE FOR TOTAL OR PARTIAL NON-EXECUTION OF ANY OF THE CONTRACTUAL OBLIGATIONS, SHOULD THE OBLIGATION BECOME UNREASONABLY ONEROUS OR IMPOSSIBLE DUE TO OCCURRENCE OF A 'FORCE MAJEURE' WHICH DIRECTLY AFFECTS THE OBLIGATIONS TO BE PERFORMED BY THE BHEL OR THE VENDOR ; SUCH EVENTS INCLUDE WAR, MILITARY OPERATIONS OF ANY NATURE, BLOCKAGES, REVOLUTIONS, INSURRECTIONS, RIOTS, CIVIL COMMOTIONS, INSURGENCY, SABOTAGE, ACTS OF PUBLIC ENEMY, FIRES, EXPLOSION, EPIDEMICS, QUARANTINE RESTRICTIONS, FLOODS, EARTHQUAKE, OR ACTS OF GOD, RESTRICTIONS BY GOVT. AUTHORITIES; OVER WHICH THE VENDOR OR THE BHEL HAS NO CONTROL. THE PARTY CLAIMING TO BE AFFECTED BY FORCE MAJEURE SHALL NOTIFY THE OTHER PARTY IN WRITING WITHOUT DELAY, WITHIN TWO WEEKS ON THE INTERVENTION AND ON THE CESSATION OF SUCH CIRCUMSTANCE. EXTENSION OF TIME SOUGHT BY THE VENDOR ALONG WITH SUPPORTING EVIDENCE AND SO GRANTED BY THE BHEL FOR THE SUPPLY/ WORK AFFECTED, IF ANY, SHALL NOT BE CONSTRUED AS WAIVER IN RESPECT OF REMAINING DELIVERIES. RESCHEDULING OF DELIVERIES ON ACCOUNT OF FORCE MAJEURE CONDITIONS, IF SO AGREED BY THE BHEL, WILL NOT ENTAIL THE VENDOR TO CLAIM ANY INCREASE IN THE PRICE ON WHATSOEVER ACCOUNT. NOTWITHSTANDING ABOVE PROVISIONS, BHEL SHALL RESERVE THE RIGHT TO CANCEL THE ORDER/ CONTRACT, WHOLLY OR PARTLY, IN ORDER TO MEET THE OVERALL PROJECT SCHEDULE AND MAKE ALTERNATIVE ARRANGEMENTS. IF DEEMED NECESSARY, BHEL MAY TAKEOVER PARTLY PROCESSED MATERIAL AT A MUTUALLY AGREED PRICE.</p>	
47	<p><b>FRAUD PREVENTION POLICY :</b> THE BIDDER ALONG WITH ITS ASSOCIATE/ COLLABORATORS/ SUB-CONTRACTORS/ SUB-VENDORS/ CONSULTANTS/ SERVICE PROVIDERS SHALL STRICTLY ADHERE TO BHEL FRAUD PREVENTION POLICY DISPLAYED ON BHEL WEBSITE WWW.BHEL.COM AND SHALL IMMEDIATELY BRING TO THE NOTICE OF BHEL MANAGEMENT ABOUT ANY FRAUD OR SUSPECTED FRAUD AS SOON AS IT COMES TO THEIR NOTICE.</p>	
48	<p><b>SHORT SHIPMENTS/ WARRANTY/GUARANTEE REPLACEMENTS:</b> IN CASE OF ANY SHORT SHIPMENT DURING INITIAL SUPPLY WHICH IS SUBSEQUENTLY DISPATCHED BY THE VENDOR OR ANY GUARANTEE / WARRANTY REPLACEMENTS SHALL BE DISPATCHED ON "FOR-BHEL STORES/DESIGNATED DESTINATION" BASIS FOR INDIGENOUS ITEMS. TAXES, IF ANY PAID BY INDIGENOUS VENDOR FOR GUARANTEE /WARRANTEE REPLACEMENT, REPAIR ACTIVITY EXCLUDING SHORT SUPPLY SHALL BE TO VENDOR'S ACCOUNT ONLY. THE VENDOR HAS TO RAISE A CREDIT NOTE FOR SHORT SUPPLIED QUANTITY AS PER GST PROVISIONS.</p>	
49	<p><b>E WAY BILL:</b> THE SUPPLIER HAS TO ARRANGE FOR E WAY BILL AS APPLICABLE FOR ANY MOVEMENT OF GOODS ALONG WITH OTHER PRESCRIBED DOCUMENTS AS PER GST LAW. THE SUPPLIER HAS ALSO TO COMPLY WITH ANY AMENDMENT AS PRESCRIBED FROM TIME TO TIME UNDER E WAY BILL RULE. ANY FINANCIAL IMPLICATION ARISES ON BHEL DUE TO NONCOMPLIANCE OF E WAY BILL RULE WILL BE PASSED ON TO THE SUPPLIER.</p>	
50	<p>THE BIDDER DECLARES THAT THEY WILL NOT ENTER INTO ANY ILLEGAL OR UNDISCLOSED AGREEMENT OR UNDERSTANDING, WHETHER FORMAL OR INFORMAL WITH OTHER BIDDER (S). THIS APPLIES IN PARTICULAR TO PRICES, SPECIFICATIONS, CERTIFICATIONS, SUBSIDIARY CONTRACTS, SUBMISSION OR NON- SUBMISSION OF BIDS OR ANY OTHER ACTIONS TO RESTRICT COMPETITIVENESS OR TO INTRODUCE CARTELIZATION IN THE BIDDING PROCESS. IN CASE, THE BIDDER IS FOUND HAVING INDULGED IN ABOVE ACTIVITIES, SUITABLE ACTION SHALL BE TAKEN BY BHEL AS PER EXISTANT POLICIES / GUIDELINES.</p>	
51	<p>THE BIDDER SHALL REGISTER THEMSELVES ON GEM PORTAL AND SHALL QUOTE THEIR GEM SELLER ID IN THEIR OFFER. GEM SELLER ID IS MANDATORY FOR PLACEMENT OF PURCHASE ORDER EXCEPT IN CASES WHERE FREE ISSUE MATERIAL IS TO BE ISSUED BY BHEL .</p>	
52	<p><b>REJECTION/REPLACEMENT:</b></p> <p>THE SELLER SHALL ARRANGE REPLACEMENT / REPAIR UNDER ITS OBLIGATION UNDER THE CONTRACT. SELLER SHALL BE GIVEN GROUND RENT FREE PERIOD OF 90 DAYS FROM THE DATE OF REJECTION TO LIFT REJECTED MATERIAL. BEYOND 90 DAYS, A GROUND RENT OF 0.25% OF VALUE OF REJECTED MATERIAL PER WEEK WILL BE LEVIED FOR A MAXIMUM PERIOD OF 4 WEEKS. BEYOND THIS PERIOD SUPPLIER FORFEITS THEIR RIGHT TO THE MATERIALS.</p>	
53	<p><b>CONFLICT OF INTEREST AMONG BIDDERS/AGENTS:</b></p> <p>A BIDDER SHALL NOT HAVE CONFLICT OF INTEREST WITH OTHER BIDDERS. SUCH CONFLICT OF INTEREST CAN LEAD TO ANTI-COMPETITIVE PRACTICES TO THE DETRIMENT OF PROCURING ENTITY'S INTERESTS. THE BIDDER FOUND TO HAVE A CONFLICT OF INTEREST SHALL BE DISQUALIFIED. A BIDDER MAY BE CONSIDERED TO HAVE A CONFLICT OF INTEREST WITH ONE OR MORE PARTIES IN THIS BIDDING PROCESS, IF</p> <p>a) THEY HAVE CONTROLLING PARTNER (S) IN COMMON; OR</p> <p>b) THEY RECEIVE OR HAVE RECEIVED ANY DIRECT OR INDIRECT SUBSIDY FINANCIAL STAKE FROM ANY OF THEM; OR</p> <p>c) THEY HAVE THE SAME LEGAL REPRESENTATIVE/AGENT FOR PURPOSES OF THIS BID; OR</p> <p>d) THEY HAVE RELATIONSHIP WITH EACH OTHER, DIRECTLY OR THROUGH COMMON THIRD PARTIES, THAT PUTS THEM IN A POSITION TO HAVE ACCESS TO INFORMATION ABOUT OR INFLUENCE ON THE BID OF ANOTHER BIDDER; OR</p> <p>e) BIDDER PARTICIPATES IN MORE THAN ONE BID IN THIS BIDDING PROCESS. PARTICIPATION BY A BIDDER IN MORE THAN ONE BID WILL RESULT IN THE DISQUALIFICATION OF ALL BIDS IN WHICH THE PARTIES ARE INVOLVED. HOWEVER, THIS DOES NOT LIMIT THE INCLUSION OF THE COMPONENTS/ SUB-ASSEMBLY ASSEMBLIES FROM ONE BIDDING MANUFACTURER IN MORE THAN ONE BID; OR</p>	

**GENERAL COMMERCIAL TERMS & CONDITIONS OF ENQUIRY  
(FOR INDIAN VENDORS)**

**Amendment- 25  
ANNEXURE-A**

	<p>f) IN CASES OF AGENTS QUOTING IN OFFSHORE PROCUREMENTS, ON BEHALF OF THEIR PRINCIPAL MANUFACTURERS, ONE AGENT CANNOT REPRESENT TWO MANUFACTURERS OR QUOTE ON THEIR BEHALF IN A PARTICULAR TENDER ENQUIRY. ONE MANUFACTURER CAN ALSO AUTHORISE ONLY ONE AGENT/DEALER. THERE CAN BE ONLY ONE BID FROM THE FOLLOWING:</p> <p>1. THE PRINCIPAL MANUFACTURER DIRECTLY OR THROUGH ONE INDIAN AGENT ON HIS BEHALF; AND</p> <p>2. INDIAN/FOREIGN AGENT ON BEHALF OF ONLY ONE PRINCIPAL; OR</p> <p>g) A BIDDER OR ANY OF ITS AFFILIATES PARTICIPATED AS A CONSULTANT IN THE PREPARATION OF THE DESIGN OR TECHNICAL SPECIFICATIONS OF THE CONTRACT THAT IS THE SUBJECT OF THE BID; OR</p> <p>h) IN CASE OF A HOLDING COMPANY HAVING MORE THAN ONE INDEPENDENTLY MANUFACTURING UNITS, OR MORE THAN ONE UNIT HAVING COMMON BUSINESS OWNERSHIP/MANAGEMENT, ONLY ONE UNIT SHOULD QUOTE. SIMILAR RESTRICTIONS WOULD APPLY TO CLOSELY RELATED SISTER COMPANIES. BIDDERS MUST PROACTIVELY DECLARE SUCH SISTER/ COMMON BUSINESS/ MANAGEMENT UNITS IN SAME/ SIMILAR LINE OF BUSINESS.</p>	
54	VENDOR MUST VISIT OUR WEBSITE <a href="https://herp.bhel.com">https://herp.bhel.com</a> REGULARLY FOR ENQUIRY/PO/CLARIFICATIONS/FOR ANY LATEST UPDATES.	
55	MSME VENDORS CAN AVAIL BENEFITS OF PAYMENT THROUGH TREDS/RXIL.	
56	<p>"THE OFFERS OF THE BIDDERS WHO ARE UNDER SUSPENSION AS ALSO THE OFFERS OF THE BIDDERS, WHO ENGAGE THE SERVICES OF THE FIRMS DEBARRED ACROSS BHEL, SHALL BE REJECTED. THE LIST OF FIRMS DEBARRED ACROSS BHEL IS AVAILABLE ON BHEL WEBSITE WWW.BHEL.COM.</p> <p>1.0 INTEGRITY COMMITMENT, PERFORMANCE OF THE CONTRACT AND PUNITIVE ACTION THEREOF:</p> <p>1.1. COMMITMENT BY BHEL: BHEL COMMITS TO TAKE ALL MEASURES NECESSARY TO PREVENT CORRUPTION IN CONNECTION WITH THE TENDER PROCESS AND EXECUTION OF THE CONTRACT.</p> <p>BHEL WILL DURING THE TENDER PROCESS TREAT ALL BIDDER(S) IN A TRANSPARENT AND FAIR MANNER, AND WITH EQUITY.</p> <p>1.2. COMMITMENT BY BIDDER/ SUPPLIER/ CONTRACTOR:</p> <p>1.2.1. THE BIDDER/ SUPPLIER/ CONTRACTOR COMMIT TO TAKE ALL MEASURES TO PREVENT CORRUPTION AND WILL NOT DIRECTLY OR INDIRECTLY INFLUENCE ANY DECISION OR BENEFIT WHICH HE IS NOT LEGALLY ENTITLED TO NOR WILL ACT OR OMIT IN ANY MANNER WHICH TANTAMOUNT TO AN OFFENCE PUNISHABLE UNDER ANY PROVISION OF THE INDIAN PENAL CODE, 1860 OR ANY OTHER LAW IN FORCE IN INDIA.</p> <p>1.2.2. THE BIDDER/ SUPPLIER/ CONTRACTOR WILL, WHEN PRESENTING HIS BID, DISCLOSE ANY AND ALL PAYMENTS HE HAS MADE, AND IS COMMITTED TO OR INTENDS TO MAKE TO AGENTS, BROKERS OR ANY OTHER INTERMEDIARIES IN CONNECTION WITH THE AWARD OF THE CONTRACT AND SHALL ADHERE TO RELEVANT GUIDELINES ISSUED FROM TIME TO TIME BY GOVT. OF INDIA/ BHEL.</p> <p>1.2.3. THE BIDDER/ SUPPLIER/ CONTRACTOR WILL PERFORM/ EXECUTE THE CONTRACT AS PER THE CONTRACT TERMS &amp; CONDITIONS AND WILL NOT DEFAULT WITHOUT ANY REASONABLE CAUSE, WHICH CAUSES LOSS OF BUSINESS/ MONEY/ REPUTATION, TO BHEL.</p> <p>IF ANY BIDDER/ SUPPLIER/ CONTRACTOR DURING PRE-TENDERING/ TENDERING/ POST TENDERING/ AWARD/ EXECUTION/ POST-EXECUTION STAGE INDULGES IN MALPRACTICES, CHEATING, BRIBERY, FRAUD OR AND OTHER MISCONDUCT OR FORMATION OF CARTEL SO AS TO INFLUENCE THE BIDDING PROCESS OR INFLUENCE THE PRICE OR ACTS OR OMMITS IN ANY MANNER WHICH TANTAMOUNT TO AN OFFENCE PUNISHABLE UNDER ANY PROVISION OF THE INDIAN PENAL CODE, 1860 OR ANY OTHER LAW IN FORCE IN INDIA, THEN, ACTION MAY BE TAKEN AGAINST SUCH BIDDER/ SUPPLIER/ CONTRACTOR AS PER EXTANT GUIDELINES OF THE COMPANY AVAILABLE ON WWW. BHEL.COM AND/OR UNDER APPLICABLE LEGAL PROVISIONS".</p>	
57	<p><b>BID SECURITY OR EARNEST MONEY DEPOSIT (EMD):</b> TO SAFE GUARD AGAINST A BIDDER'S WITHDRAWING OR ALTERING ITS/ HIS BID DURING THE BID VALIDITY PERIOD, BID SECURITY [ALSO KNOWN AS EARNEST MONEY DEPOSIT (EMD)] SHALL BE OBTAINED FROM THE BIDDERS ALONG WITH THEIR BIDS (EXCEPT MICRO AND SMALL ENTERPRISES (MSES) OR STARTUPS AS RECOGNIZED BY DEPARTMENT FOR PROMOTION OF INDUSTRY AND INTERNAL TRADE (DPIIT)). THE AMOUNT OF EMD SHALL BE AS MENTIONED IN ENQUIRY.</p> <p><b>1. MODES OF DEPOSIT</b></p> <p>A) THE EMD MAY BE ACCEPTED ONLY IN THE FOLLOWING FORMS AND THE SAME MUST BE SUBMITTED BEFORE TENDER OPENING:</p> <p>(I) ELECTRONIC FUND TRANSFER CREDITED IN BHEL ACCOUNT.</p> <p>(II) BANKER'S CHEQUE/ PAY ORDER/ DEMAND DRAFT, IN FAVOUR OF BHEL.</p> <p>(III) FIXED DEPOSIT RECEIPT (FDR).(IN THE NAME OF " BIDDER'S NAME A/C BHEL")</p> <p>(IV) BANK GUARANTEE FROM ANY OF THE SCHEDULED BANKS.</p> <p>(V) INSURANCE SURETY BONDS.</p> <p>B) IN CASE THE EMD IS MORE THAN RUPEES TWO LAKH AND IN CASE OF FOREIGN BIDDERS, IT MAY BE IN THE FORM OF A BANK GUARANTEE (IN EQUIVALENT FOREIGN EXCHANGE AMOUNT, IN CASE OF FOREIGN BIDDERS) ISSUED/ CONFIRMED FROM ANY OF THE SCHEDULED COMMERCIAL BANK IN INDIA IN AN ACCEPTABLE FORM. THE EMD SHALL REMAIN VALID FOR A PERIOD OF 45 (FORTY-FIVE) DAYS BEYOND THE FINAL BID VALIDITY PERIOD.</p> <p><b>2. FORFEITURE OF EMD</b></p> <p>I) A BIDDER'S EMD WILL BE FORFEITED IF THE BIDDER WITHDRAWS OR AMENDS ITS/HIS TENDER OR IMPAIRS OR DEROGATES FROM THE TENDER IN ANY RESPECT WITHIN THE PERIOD OF VALIDITY OF THE TENDER OR IF THE SUCCESSFUL BIDDER FAILS TO FURNISH THE REQUIRED PERFORMANCE SECURITY WITHIN THE SPECIFIED PERIOD MENTIONED IN THE TENDER.</p> <p>(II) EMD BY THE TENDERER SHALL BE WITHHELD IN CASE ANY ACTION ON THE BIDDER IS ENVISAGED UNDER THE PROVISIONS OF EXTANT "GUIDELINES ON SUSPENSION OF BUSINESS DEALINGS WITH SUPPLIERS/ CONTRACTORS" AND FORFEITED/ RELEASED BASED ON THE ACTION AS DETERMINED UNDER THESE GUIDELINES.</p> <p><b>3. RETURN OF EMD</b></p> <p>(I) BID SECURITIES OF THE UNSUCCESSFUL BIDDERS SHALL BE RETURNED TO BIDDER AT THE EARLIEST AFTER EXPIRY OF THE FINAL BID VALIDITY PERIOD AND LATEST BY THE 30TH DAY AFTER THE AWARD OF THE CONTRACT. HOWEVER, IN CASE OF TWO PACKET OR TWO STAGE BIDDING, BID SECURITIES OF UNSUCCESSFUL BIDDERS DURING FIRST STAGE I.E. TECHNICAL EVALUATION ETC. SHALL BE RETURNED WITHIN 30 DAYS OF DECLARATION OF RESULT OF FIRST STAGE I.E. TECHNICAL EVALUATION ETC.</p> <p>(II) BID SECURITY SHALL BE REFUNDED TO THE SUCCESSFUL BIDDER ON CONCLUSION OF THE ORDER/ RECEIPT OF A PERFORMANCE SECURITY (IF CALLED IN THE TENDER).</p> <p>(III) EMD SHALL NOT CARRY ANY INTEREST.</p>	
58	<p><b>PERFORMANCE SECURITY (PS):</b> TO ENSURE DUE PERFORMANCE OF THE CONTRACT, PERFORMANCE BANK GUARANTEE (PBG) OR SECURITY DEPOSIT (SD), HEREAFTER REFERRED AS PERFORMANCE SECURITY SHALL BE OBTAINED FROM THE SUCCESSFUL BIDDER AWARDED THE CONTRACT. THE PERFORMANCE SECURITY OF REQUIRED AMOUNT IS TO BE SUBMITTED BY THE DATE SPECIFIED IN THE PO/CONTRACT.</p> <p><b>1. MODES OF DEPOSIT:</b></p> <p>A) PERFORMANCE SECURITY MAY BE FURNISHED IN THE FOLLOWING FORMS:</p> <p>(I) LOCAL CHEQUES OF SCHEDULED BANKS (SUBJECT TO REALIZATION)/ PAY ORDER/ DEMAND DRAFT/ ELECTRONIC FUND TRANSFER IN FAVOUR OF BHEL.</p> <p>(II) BANK GUARANTEE FROM SCHEDULED BANKS / PUBLIC FINANCIAL INSTITUTIONS AS DEFINED IN THE COMPANIES ACT. THE BANK GUARANTEE FORMAT SHOULD HAVE THE APPROVAL OF BHEL.</p> <p>(III) FIXED DEPOSIT RECEIPT ISSUED BY SCHEDULED BANKS / PUBLIC FINANCIAL INSTITUTIONS AS DEFINED IN THE COMPANIES ACT (FDR SHOULD BE IN THE NAME OF THE <u>CONTRACTOR, A/C BHEL</u>).</p> <p>(IV) SECURITIES AVAILABLE FROM INDIAN POST OFFICES SUCH AS NATIONAL SAVINGS CERTIFICATES, KISAN VIKAS PATRAS ETC. (HELD IN THE NAME OF CONTRACTOR FURNISHING THE SECURITY AND DULY ENDORSED/ HYPOTHECATED/ PLEDGED, AS APPLICABLE, IN FAVOUR OF BHEL).</p> <p>(V) INSURANCE SURETY BOND.</p> <p>(NOTE: BHEL WILL NOT BE LIABLE OR RESPONSIBLE IN ANY MANNER FOR THE COLLECTION OF INTEREST OR RENEWAL OF THE DOCUMENTS OR IN ANY OTHER MATTER CONNECTED THEREWITH)</p> <p>B) IN CASE OF GTE TENDERS, THE PERFORMANCE SECURITY SHALL BE IN THE SAME CURRENCY AS THE CONTRACT AND MUST CONFORM TO UNIFORM RULES FOR DEMAND GUARANTEES (URDG 758) - AN INTERNATIONAL CONVENTION REGULATING INTERNATIONAL SECURITIES.</p> <p>(C) PERFORMANCE SECURITY IS TO BE FURNISHED WITHIN A SPECIFIED DATE (GENERALLY 14(FOURTEEN) DAYS AFTER NOTIFICATION OF THE AWARD) AND IT SHOULD REMAIN VALID FOR A PERIOD OF 60 (SIXTY) DAYS BEYOND THE DATE OF COMPLETION OF ALL CONTRACTUAL OBLIGATIONS OF THE SUPPLIER, INCLUDING WARRANTY OBLIGATIONS.</p> <p><b>2. FORFEITURE OF PERFORMANCE SECURITY:</b> THE PERFORMANCE SECURITY WILL BE FORFEITED AND CREDITED TO BHEL'S ACCOUNT IN THE EVENT OF A BREACH OF CONTRACT BY THE SUPPLIER.</p> <p><b>3. RETURN OF PERFORMANCE SECURITY (PS):</b> PS SHALL BE REFUNDED TO THE BIDDER WITHOUT INTEREST, AFTER HE DULY PERFORMS AND COMPLETES THE CONTRACT IN ALL RESPECTS BUT NOT LATER THAN 60(SIXTY) DAYS OF COMPLETION OF ALL SUCH OBLIGATIONS INCLUDING THE WARRANTY UNDER THE CONTRACT.</p>	

**GENERAL COMMERCIAL TERMS & CONDITIONS OF ENQUIRY**  
**(FOR INDIAN VENDORS)**

**Amendment- 25**  
**ANNEXURE-A**

	<b>4. THE PERFORMANCE SECURITY SHALL NOT CARRY ANY INTEREST.</b>	
59	<b>BREACH OF CONTRACT, REMEDIES AND TERMINATION:</b> IN CASE OF BREACH OF CONTRACT, WHEREVER THE VALUE OF SECURITY INSTRUMENTS LIKE PERFORMANCE BANK GUARANTEE AVAILABLE WITH BHEL AGAINST THE SAID CONTRACT IS ATLEAST 10% OF THE CONTRACT VALUE, THE SAME BE ENCASHED. IN CASE THE VALUE OF THE SECURITY INSTRUMENTS AVAILABLE IS LESS THAN 10% OF THE CONTRACT VALUE, THE BALANCE AMOUNT BE RECOVERED FROM OTHER FINANCIAL REMEDIES (I.E. AVAILABLE BILLS OF THE CONTRACTOR, RETENTION AMOUNT, ETC. WITH BHEL) OR LEGAL REMEDIES BE PURSUED. FURTHER, LEVY OF LIQUIDATED DAMAGES, DEBARMENT, TERMINATION, DE-SCOPING, SHORT-CLOSURE, ETC., SHALL BE APPLIED AS PER PROVISIONS OF THE CONTRACT.	

NOTE:

1. PLEASE FILL IN THIS FORMAT AND SEND COMPULSORILY ALONG WITH QUOTATION WITH VENDOR'S SEAL, SIGNATURE AND DATE.

**SIGNATURE ALONG WITH SEAL AND DATE:**

**On Bidder's office letter pad**

## **Make in India (Model Certificate) Annexure-I**

### **Self-Declaration**

<b>Enquiry No.</b>	
<b>Enquiry Date</b>	

In line with Government public procurement order Number P-45021/2/2017-B.E-II dated 15.06.2017, and further modified order dt. 28.05.2018, 29.05-2019, 04.06.2020 and 19.07.2024.

I / We hereby declare that I / We are a "Local Supplier" meeting the requirement of minimum local content (.....%) defined in the above government notification for the goods against above mentioned enquiry Number.

Details of location at which local value addition will be made is as follows:

Door No.	
Street / Address 1	
Street / Address 2	
District	
State	
Country	
PIN Code	

We also understand that the false declarations will be considered as breach of Integrity and liable for action.

**For Company Name:**

**Seal:**

Signature:

**Date:**

**Place** :

(Please fill all Yellow color field )

	<h1>CORPORATE STANDARD</h1>	AA0850118
		Rev. No.01
		PAGE 1 of 5

## ULTRASONIC TESTING, CLASSIFICATION AND ACCEPTANCE STANDARDS FOR STEEL FORGINGS, BILLETS AND BLOOMS

### 1.0 SCOPE:

This standard deals with the ultrasonic testing of steel forgings, billets and blooms. The procedure covers pulse echo direct contact manual ultrasonic flaw detection technique. This standard does not apply to austenitic steel forgings for which AA0850119 may be referred to.

### 2.0 PERSONNEL REQUIREMENT:

Personnel performing non-destructive examination and evaluation shall be qualified to the recommended practice SNT - TC - 1A or any other recognised practice.

### 3.0 EQUIPMENT CHARACTERISTICS:

#### 3.1. Frequency range:

The ultrasonic equipment shall be suitable for operating at frequencies within the range of 0.5 to 6 MHz.

#### 3.2. Sensitivity:

The sensitivity of the equipment shall be tested to ensure that the number of full screen back wall echo is not less than that given below, when the appropriate probe is placed on the metalised surface of plastic insert of the Indian Standard reference block (IS:4904)/IIW block.

Frequency MHz	Min. No. of full screen back echoes
1	5
2	4
4 to 6	2

#### 3.3. Resolution:

The resolution of the equipment and probe combined shall be such as to show separately indications of the three grooves in the IIW- VI block.

### 4.0 SURFACE CONDITION:

The test surface shall be free from loose scales, rust and such other extraneous material that would interfere with the ultrasonic energy transmission. In case of machined surface, it is desirable to have a surface finish of 6.25 microns or better. A gramophone record type

Revisions: Clause.9.4 & 10.2.4 of MOM of WG-NDT			<b>APPROVED:</b> INTER PLANT STANDARDISATION COMMITTEE – WG(NDT)		
Rev. No.01	Amd. No.01	Reaffirmed	Prepared HEEP, Haridwar	Issued Corp. R&D	Dt. of 1 <sup>st</sup> Issue Jan 1980
Dt:02-01-1995	Dt: 15-01-1996	Year:			

of finish and tear produced by machining tools shall be avoided since these give rise to spurious echoes and cause probe wear.

## 5.0 COUPLANT:

To ensure adequate transmission of ultrasonic energy between the probe and the test object, a suitable couplant having good wetting characteristics such as oil, grease, glycerine or water shall be used.

## 6.0 TESTING TECHNIQUE:

- 6.1.** Selection of testing technique shall be made after giving due consideration to the method of manufacture and shape of the object tested. Testing technique should be such that each and every part of the object volume is scanned at least once. Successive scans shall overlap a minimum of 15% of the probe width. Uniform contact shall be maintained between probe and object and scanning speed shall not exceed 150 mm/ second. The following techniques are considered to be minimum for providing adequate coverage.

### 6.2. Scanning Scheme (Solid And Hollow Forgings):

Complete length of the forging shall be scanned radially from sides/cylindrical surface through 360° using longitudinal wave probe. Whenever practicable the forging shall be scanned in axial direction also. Hollow forgings, and when necessary, solid forgings also shall be scanned using appropriate shear wave probes to detect axial and radial cracks. Hollow forgings are the forgings made hollow on the press by punching or ring rolling operation.

- 6.3. Solid Rectangular Forgings, Billets and Blooms:** Complete length of the object shall be scanned from two adjacent faces and whenever practicable one end face using longitudinal wave probe.

- 6.4.** Radial cracks on round sections which cannot be detected by normal testing method may be subjected to other crack detection methods such as MPI.

## 7.0 SCANNING:

### 7.1. Probes and Frequency:

Overall scanning shall be done using 2 MHz nominal, 20-25 mm diameter probes except when large grain size and path length make it necessary to use a lower frequency. Smaller probes may be used when necessary. However, for forgings intended for backing material for white metal lined bearings, the examination shall be carried out by 4 MHz probes.

### 7.2. Time Base Calibration:

The time base shall be calibrated using a calibration block or a known dimension of forging under examination.

### 7.3. Sensitivity:

#### 7.3.1. When Calibrated Attenuator is Not Available:

Reference sensitivity of equipment shall be set such that the maximum acceptable defect equivalent flat bottomed hole in the test block is equal to 75% of the full screen height. Testing shall be carried out at the highest sensitivity possible.



# CORPORATE STANDARD

AA0850118

Rev. No.01

PAGE 3 of 5

## 7.3.2. When Calibrated Attenuator is Available:

The sensitivity of the equipment during scanning shall be set 6 dB more than the sensitivity required to give a full screen height echo from the maximum acceptable size of defect.

**Note:** The above sensitivity level adjustment is purely for scanning purposes. Once a defect is encountered, the sensitivity shall be brought down to estimate the size of defect for evaluation of the material under test.

## 8.0 ESTIMATION OF FLAW SIZE:

### 8.1. Large Size Flaws:

The size of large flaws can be estimated by moving the probe in all directions and plotting the midpoint of the probe when echo falls to 50 percent or 6 dB.

### 8.2. Small Size Flaws:

#### 8.2.1. When Calibrated Attenuator is Not Available:

**8.2.1.1.** The size of the flaw may be estimated by comparing with the echoes of the flat bottomed holes at appropriate depths in a test block of ultrasonically similar material.

**8.2.1.2.** The size of the flaw may also be estimated by moving probe successively in all the four directions at right angles to each other and plotting the midpoint of the probe when echo height falls to 50% or 6 dB. Due allowance shall also be made for beam spread, depth and orientation of flaw and diameter of the forging if the scanning is done from the curved surface.

#### 8.2.2. When Calibrated Attenuator is Provided With The Equipment:

The size of the flaw (smaller than the beam spread) can be estimated accurately in millimetres of equivalent circular flaw with the help of Krautkramer's DGS (Distance – Gain – Size) diagram. Method of estimating flaw size using a DGS diagram is given in Annexure - A.

## 9.0 CLASSIFICATION OF FORGINGS, BILLETS AND BLOOMS:

**9.1.** Forgings, billets and blooms are classified into the following five categories depending upon the defect size admissibility for the purpose of ultrasonic testing:

Category	Unacceptable defects
1	i) Cracks, flakes, seams & laps. ii) Defects giving indication larger than that from a 2 mm diameter equivalent flaw. iii) Groups of defects with maximum indication less than that from a 2 mm diameter equivalent flaw which cannot be separated at testing sensitivity if the back echo is reduced to less than 70%. iv) Defects giving indications of 1 to 2 mm diameter equivalent flaw separated by a distance less than four times the size of the larger of the adjacent flaws.



## CORPORATE STANDARD



Category	Unacceptable defects
2	i) Cracks, flakes, seams & laps. ii) Defects giving indication larger than that from a 4 mm diameter equivalent flaw. iii) Groups of defects with maximum indication less than that from a 4 mm diameter equivalent flaw which cannot be separated at testing sensitivity if the back echo is reduced to less than 50%. iv) Defects giving indications of 2 to 4 mm diameter equivalent flaw separated by a distance less than four times the size of the larger of the adjacent flaws.
3	i) Cracks, flakes, seams & laps. ii) Defects giving indication larger than that from a 6 mm diameter equivalent flaw. iii) Groups of defects with maximum indication less than that from a 6 mm diameter equivalent flaw which cannot be separated at testing sensitivity if the back echo is reduced to less than 40%. iv) Defects giving indications of 3 to 6 mm diameter equivalent flaw separated by a distance less than four times the size of the larger of the adjacent flaws.
4	i) Cracks, flakes, seams & laps. ii) Defects giving indication larger than that from a 10 mm diameter equivalent flaw. iii) Groups of defects with maximum indication less than that from a 10 mm diameter equivalent flaw which cannot be separated at testing sensitivity if the back echo is reduced to less than 20%. iv) Defects giving indications of 5 to 10 mm diameter equivalent flaw separated by a distance less than four times the size of the larger of the adjacent flaws.
5	i) Cracks, flakes, seams & laps. ii) Defects giving indication larger than that from a 15 mm diameter equivalent flaw. iii) Groups of defects with maximum indication less than that from a 15 mm diameter equivalent flaw which cannot be separated at testing sensitivity if the back echo is reduced to less than 10%.

**Note:** Loss of back wall echo not attributable to the presence of defects or geometry and exceeding the limits mentioned in item (iii) of each category of unacceptable defects shall be a cause for rejection.

## ANNEXURE - A

The equivalent flaw size curves of the DGS diagram is prepared by plotting the amplitude in decibels from a series of circular reflectors with increasing distance from the probe in water and so the graph incorporates only the loss in water. When it is found that the attenuation in the material under test is more (this can be checked using back echo curve of DGS diagram), this shall be taken into account while calculating the flaw size. Corrections will not be required for majority of heat treated forgings when tested with 2-4 MHz probes.

A step by step method of estimating flaw size using universal DGS diagram is given below:

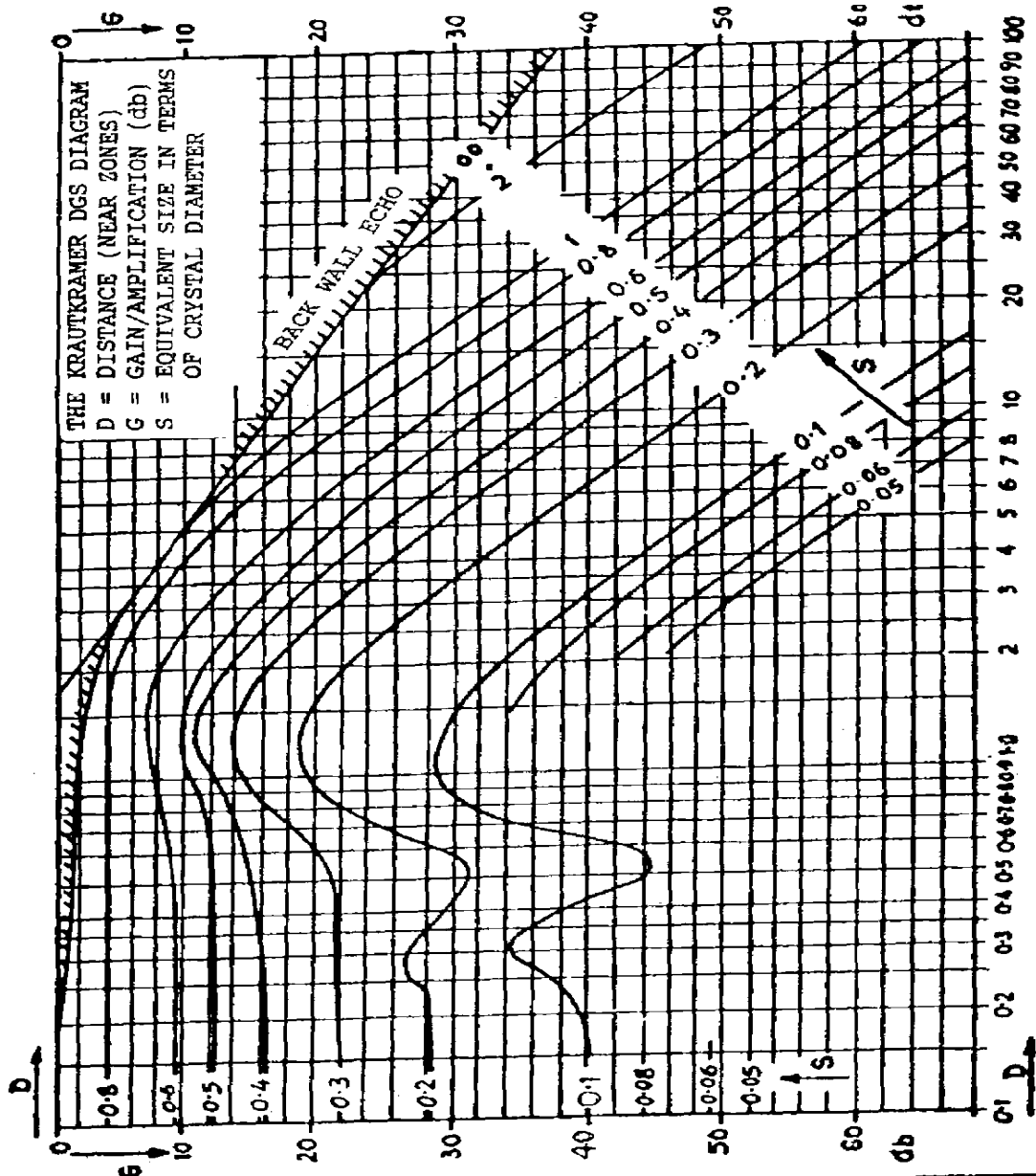
- Adjust the depth range of the equipment to the required depth.
- Adjust the back echo to 70% of screen height from a defect free area parallel wall of the material under test or ultrasonically similar test block and note the dB value (A) on the calibrated gain control.



- Mark on the back echo curve of the diagram, the back wall of the distance in terms of near field in millimetres in the case of universal DGS diagram.
- Move the probe to the defective area and get the maximum defect echo. Read off the flaw depth. Increase the gain with the calibrated gain control until echo height reaches 70% of screen height. Note the attenuator reading in dB (B).
- Calculate the gain (G) in dB by subtracting 'A' from 'B'. Count off the gain 'G' downwards from the marked point on the back echo curve, and then move horizontally to intersect the vertical line from the base line corresponding to the flaw depth 'D\*' in terms of near field in the case of universal diagram.
- Note the equivalent flaw size curve passing through the above point. Multiply the reduced flaw dimension (S) of the curve by the probe diameter to give the equivalent flaw size in millimetres.

**ANNXXURE - A**

**KRAUTKRAMER'S DGS DIAGRAM**





# CORPORATE STANDARD

AA 085 01 33

Rev. No. 03

PAGE 1 OF 7

## PROCEDURE FOR MAGNETIC PARTICLE EXAMINATION

### 1.0 SCOPE:

- 1.1 This standard outlines the procedure for magnetic particle examination of ferro-magnetic materials.
- 1.2 Typical surface and subsurface discontinuities detectable by this method are cracks, seams, laps, cold shut, inclusions, etc.
- 1.3 This shall be applied to all forms of ferromagnetic material as formed and semiformal as well as, finished state, such as welds, forgings, castings, etc.
- 1.4 This standard is generally based on ASTM E 709.

### 2.0 PERSONNEL REQUIREMENT:

Personnel performing non-destructive examination and evaluation shall be qualified to the recommended practice SNT- TC-1A or any other recognised practice.

### 3.0 TEST METHOD:

-  
4

Finely divided magnetic particles are applied to the surface of a part which has been suitably magnetised. The particles are attracted to regions of magnetic non-uniformity associated with defects and discontinuities, thus producing indications which are observed visually. The magnetic particle is applied either as dry powder or in a wet suspension in a liquid medium.

### 4.0 SURFACE CONDITION/PREPARATION:

The surface being inspected shall be clean and dry. It shall be free from dirt, oil, grease, sand, rust or loose scale. As cast or as welded surfaces are generally satisfactory if clean. A pressure blast is useful for this purpose. Thin paint does not interfere with the formation of indications but must be removed at points where electrical contact is to be made. If the surface is unusually rough, such as with burned in sand or very rough weld bead, interpretation may be difficult because the particle is being trapped mechanically. In case of doubt, light grinding may be necessary to determine if actual indications are present..

Revisions:

Cl. 12.8.8 of MOM of WG-NDT

**APPROVED:**  
**INTERPLANT STANDARDIZATION**  
**COMMITTEE (WG-TOOLS)**

Rev. No. 02

Amd.No.

Reaffirmed

Prepared  
HYDERABAD

Issued  
Corp. R&D

Dt. of 1st Issue  
Sept.'79

Dt: 15-12-97

Dt:

Year:



## 5 .0 SEQUENCE OF OPERATION:

### 5 .1 Method Of Examination:

Examination shall be generally carried out by the continuous method, i.e., the magnetising current remains on, while the examination medium is being applied and excess being removed.

### 5 .2 Magnetisation:

Any suitable and appropriate means for establishing the necessary magnetic flux may be employed, such as passing current through the material (e.g. 'Prod' method) using magnetic yoke, or wrapping the part with a coil through which a magnetising current is passed.

### 5 .3 Examination Medium:

5 .3 .1 The finely divided ferromagnetic particles used for detection of discontinuities shall be of fine grain and the same shall be of high permeability and low retentivity. It shall be of dry powders (Fluorescent and nonfluorescent) ready for use, as supplied or powder concentrates (Fluorescent and non-fluorescent) for dispersion in water or suspending light petroleum distillates.

#### 5 .3 .2 Dry Particles:

When dry particles are used, they shall be sprayed either by a low pressure pneumatic instrument or hand operated bulb blower. Colour of the powder shall be such as to provide adequate visual contrast with the back ground of the surface being examined. The temperature of the surface of the part under examination shall not exceed 315°C (600°F). Adequate lighting should be provided for easy observation of the indication. Some coloured organic coatings applied to dry particles to improve contrast lose their colour at higher temperatures- Fluorescent dry particles shall not be used at this high temperature. Manufacturer's recommendations for temperature limitation shall be followed.

#### 5 .3 .3 Wet Particles:

When wet particles are used, the solid magnetic particles shall be suspended in a suitable liquid medium. The concentration of the particles in the liquid medium shall be 0.2 to 0.4 ml in a 100ml sample for fluorescent particles and from 1.2 to 2.4 ml in a 100 ml for non-fluorescent particles unless otherwise specified by the particle manufacturer.

### 5 .3 .4 Florescent Particlaes

5 .4 .3 .1 The fluorescent particle examination shall be performed using a black light in a darkned area.



## CORPORATE STANDARD

AA 085 01 33

Rev. No. 02

PAGE 3 OF 7

- 5.3.4.2** The black light used for fluorescent particle testing shall be capable of developing the wave length of 365nm; in any case the wave length should be in the range of 330 to 390nm. with an intensity of not less than 1000 uw/cra<sup>2</sup> on t surface of the part.
- 5.3.4.3** The black light shall be allowed to warm up for a minimum of 5 min. prior to its use or measurement of the intensity of the ultraviolet light emission.
- 5.3.4.4** The examiner shall be in the darkened area for atleast 5 min. prior to examining the parts using black light so that his eyes will adopt to dark viewing. Photochromic or permanently tinted lenses shall not be worn during examination.
- 5.3.4.5** The black light intensity shall be measured with a black light meter at least once every 8 hours and whenever the work station is changed.
- 5.4**           **Orientation of Discontinuities And Examination Coverage:**  
Examination shall be conducted with sufficient overlap to ensure cent percent coverage at established test sensivity. To ensure most effective detection of discontinuities each area shall be examined at least twice with the lines of flux approximately perpendicular to each other.
- 5.5**           **Demagnetisation:**  
Demagnetisation following examination shall be carried out where residual magnetism can interfere with subsequent process or usage. Demagnetisation is not normally required on the type of parts where the dry powder Prod magnetisation is used.
- 6.0**           **METHODS OF MAGNETISATION:**
- 6.1**           **Prod Method:**
- 6.1.1**       **Magnetising Technique:**
- 6.1.1.1** Magnetisation shall be accomplished by portable Prod type electrical contacts pressed against the surface in the area to be examined. To avoid arcing, a remote control switch may be provided to permit the current to be turned on after the prods have been properly positioned and turned off before they are removed.
- 6.1.2**       **Prod Spacing:**  
Prod Spacing shall be maximum of 200 mm. Shorter spacing may be used to meet the limitation of geometry or dimensions of the area being examined, or to increase the sensitivity, but prod spacing less than 75 mm usually is not recommended owing to banding of the particles around the prods



### 6.1.3 Magnetising Current:

Alternating, direct or rectified magnetising current shall be used. The current shall be 90 to 110 A per 25mm. of prod spacing for sections less than 19mm. thick and 110 to 125 A per 25mm. prod spacing for sections 19mm. and greater.'

- 6.1.4 Prod shall be kept free of iron pick up by frequent filing. Local areas of metal being tested which have been subjected to arcing shall be ground to clean metal wherever necessary.

### 6.2 Coil Method:

#### 6.2.1 Magnetising Technique:

Magnetisation shall be accomplished by pressing current through a multiturn coil looped around the part or section of the part to be examined to produce a magnetic field parallel to the axis of the coil.

#### 6.2.2 Magnetising Current:

##### 6.2.2.1 Encircling Coils:

There are four empirical longitudinal magnetization formulas for using encircling coils, the formulas to be used depending on the fill factor.

- 6.2.2.1.1 **Low Fill Factor Coils:** In this case, the cross sectional area of the fixed encircling coil greatly exceeds the cross sectional area of the part (Less than 10% coil inside diameter). The part shall be placed well within the coils and close to the inside wall of the coil. For parts with length over diameter ratio (L/D) between 3 and 15 is calculated from the following equations.

- (1) Parts with low fill factor positioned close to the inside wall of the coil in the center of the coil;

$$= \frac{45,000}{L/D} \text{ Ampere Turns } (\pm 10\%)$$

- (2) Parts with a low fill factor positioned in the center of the coils:

$$= \frac{43,000 \times R}{(6 L/D) - 5} \text{ Ampere Turns } (\pm 10\%)$$



## CORPORATE STANDARD

AA 085 01 33

Rev. No. 02

PAGE 5 OF 7

### 6. 2. 2. 1.2 Intermediate Fill Factor Coils:

When the cross section of the coil is greater than twice and less than ten times the cross section of part being examined.

$$= (NI) hf (10-4) + (NI) lf (4-2)/8$$

Where

NIhf = Value calculated for high fill factor coils using

$$\frac{35000}{(L/D) + 2} \quad (10\%)$$

NIlf = Value Calculated for low fill factor coils using

$$\frac{43/000 \times R}{(L/D) - 5} \quad (10\%)$$

Where R = Coil Radius

Y = Ratio of the cross sectional area of the coil to the cross section of the part.

For example if the coil has an inside diameter of 24 cm. and part ( a bar) has outside diameter of 12 cm.

$$Y = \frac{n(12)^2}{n(6)^2} = 4$$

$$n(6)^2$$

### 6. 2. 2. 1.3 High Fill Factor Coils:

In this case, when fixed coils or cable wraps used and the cross sectional area of the coil is less than twice the cross sectional area (Including hollow portions) of the part, the coil has a high fill factor.

For parts with in a high fill factor positional coil and for parts with L/D ratio equal or greater than 3.

$$= \frac{35,000}{(L/D)+2} \text{ Ampere turns (+ 10\%)}$$

L/D ratio for a hollow piece: When calculating L/D ratio for a hollow piece, D shall be replaced with an effective diameter Deff. Calculated using.

$$Deff. = [(At - Ah)/n]^{\frac{1}{2}}$$

Where

At = Total cross section area of part

Ah = Cross sectional area of hollow portion(s) of the part.

For a cylindrical piece this is equivalent to

$$Deff. = [(OD)^2 - (ID)^2]^{\frac{1}{2}}$$

Where

OD = Outside diameter of cylinder

ID = Inside diameter of cylinder.

**6.2.2.2 Through Coils:**

For through coils the current specified in para 6.3.2 divided by number of turns shall be used.

**6.3 Direct Contact Method:****6.3.1 Magnetising Technique:**

Magnetising shall be accomplished by passing current end to end through the part to be tested to produce a circular magnetic field perpendicular to the current "flow through the part.

**6.3.2 Magnetising Current :**

Direct or rectified current shall be used at 280 to 360 amperes per centimeter of part for diameter upto 125 mm; 200 to 280 amperes per centimeter of part for diameter greater than 250mm.

(Note: A different means of magnetising shall be used for the second examination to fulfill the requirements specified in Cl.5.4).

**6.4 Yoke Method:****6.4.1 Application:**

This method shall be used only to detect surface discontinuities which actually come to the surface.

**6.4.2 Magnetising Technique:**

**6.4.2.1** Alternating current electromagnetic yoke shall be used to magnetise, provided the yoke has a lifting power of at least 4.5 Kg and a pole spacing of 75 to 150 mm.

**6.4.2.2** Alternatively direct current electromagnetic or permanent magnetic yoke shall be used to magnetise, provided the yoke has a lifting power of at least 18 kg and a pole spacing of 75 to 150 mm.

**6.5 Threading Bar and Coil Technique:**

**6.5.1** If the part is hollow, flaws in a longitudinal direction may be detected by passing the magnetising current through a bar or cable held within the bore of the part. Alternatively a threading coil may be used.

**6.5.2** The current strength shall be equivalent to not less than 10500 ampere turns (a.c; r.m.s value) or 15000 ampere turns (d.c.) per metre of the maximum distance of the bar cable from the surface of the bore of the part.



## CORPORATE STANDARD

AA 085 01 33

Rev. No. 02

PAGE 7 OF 7

- 6.5.3 Because of limitations of the equipment, it may be necessary to magnetise the part at several positions within the bore, with the bar or cable lying on the bore surface, in which case the distance between spacing of the conductor or coil for successive checks shall not be greater than 100 mm.

**Note:** Magnetising particle field indicator shall be used to establish adequacy of the magnetic field.

### 7.0 CALIBRATION:

Calibration of the ammeter shall be done as per BHEL Standard AA 085 01 59.

### 8.0 EVALUATION OF INDICATIONS & INTERPRETATION:

- 8.1 If the indication is caused by the surface discontinuity the particles are usually tightly held to the surface by a relatively strong magnetic leakage field. The line of particles will be sharp and well defined.
- 8.2 If the indication is caused by surface discontinuity, the particles are held in a broad fuzzy accumulation rather than being sharp and well-defined.
- 8.3 Non-relevant indications are caused by distortion of magnetic field resulting from magnetic writing, cold working, hard and soft spots, boundaries of heat affected zone, abrupt change of section, etc. Care shall be taken to identify and eliminate them as they may mask the actual defect.
- 8.4 Relevant indications are those which result from mechanical discontinuities. Linear indications are those in which the length is more than three times the width. Rounded indications are indications in which are circular or\* elliptical with the length less than three times the width.

### 9.0 REFERRED STANDARDS (Latest Publication Including Amendments):

1. ASTM E 70

2. BHEL CS AA 085 01 59





# CORPORATE STANDARD

AA 085 01 36

REV. No. 00

PAGE 1 OF 1

## ACCEPTANCE STANDARDS FOR INDICATIONS REVEALED DURING MAGNETIC PARTICLE EXAMINATION OF STEEL FORGINGS

### 1.0 SCOPE:

This standard gives the acceptance norms for indications revealed during the magnetic particle inspection of steel forgings used for general applications.

### 2.0 PROCEDURE:

The procedure, requirement of equipment, consumables and personnel shall be as per BHEL standard AA 085 01 33 which is generally based on ASTM E 709.

### 3.0 ACCEPTANCE NORMS:

Following defects are unacceptable.

#### Category I:

- i) Any cracks/linear indication.
- ii) Rounded indication larger than 3mm size.
- iii) Groups of rounded indications with individual size of 3mm or less and separated by a distance of less than 2 times the largest defect.

#### Category II:

- i) Any cracks/linear indication.
- ii) Rounded indication larger than 6mm size.
- iii) Groups of rounded indications with individual size of 6mm or less and separated by a distance of less than 2 times the largest defect.

### 4.0 REFERRED STANDARDS(Latest Publications Including Amendments):

1. BHEL CS AA 085 01 33

2. ASTM E 709

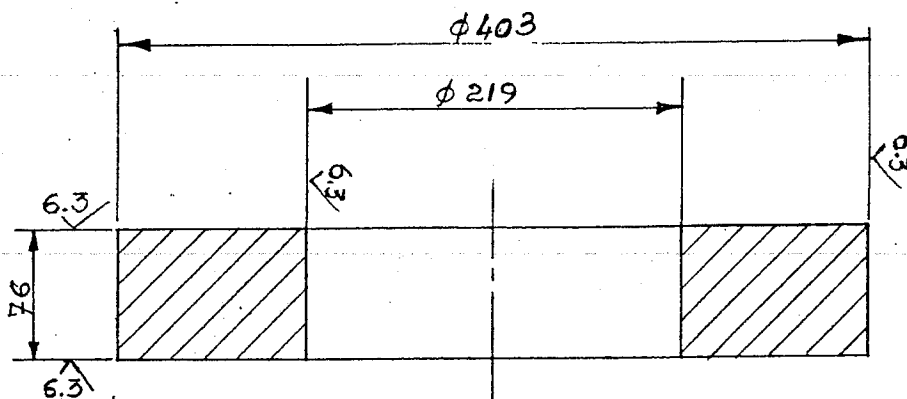
Revision:			Approved: INTERPLANT STANDARDIZATION COMMITTEE-WG ( WG-NDT )		
Rev.No.	Amd.No.	Reaffirmed	Prepared SSTP TRICHY	Issued CORP. R&D	Dt. of 1st issue 1-12-96
Dt.	Dt.	Year:			

## FIRST ANGLE PROJECTION ( ALL DIMENSIONS ARE IN mm )

Form DG-39

The information on this document is the property of BHARAT HEAVY ELECTRICALS LIMITED. It must not be used directly or indirectly in anyway detrimental to the interest of the company.

REV	DATE	ALTERED	REV	DATE	ALTERED	GMS NO./GR. SP. NO.		STATUS OF DRG.	
		CHECKED			CHECKED				
						AGREED DEPT.	NAME	SIGN	DATE



## NOTES:-

1. BREAK ALL SHARP EDGES & CORNERS UNLESS OTHER WISE NOTED.
2. FORGINGS TO BE ROUGH MACHINED TO DIMENSIONS INDICATED IN DRAWING.
3. TEST ULTRASONICALLY AS PER CORP. STD. AA0850118 CAT-2.
4. FORGINGS SHOULD BE AS PER CORP. SPECN. HY-19368.
5. TOLERANCE ON ALL DIMENSIONS  $\pm 1 \text{ m.m.}$

BA9516842003		5469	
HY 19368		1	
REMARKS	ITEM NO.	DESCRIPTION	STD
65	75 25 27 29		58 59 32 33 46
CARD TYPE-3		CARD TYPE-1	
28		28	
CARD TYPE-2		CARD TYPE-2	
28		28	
MATERIAL CODE		UNIT WEIGHT	
34		45 A	
VAR. MATERIAL SPECN		C	
54 55 56 57 66		QTY	
71		71	



**BHARAT HEAVY ELECTRICALS LTD.**  
H.E.R.P. SHIVPUR, VARANASI.

DEPT.	GRADE OF UNTOLODIM.	SCALE	WEIGHT (KG)	REF. TO ASSY DRG.	ITEM NO.	NO. OF ITEMS
CODE	C/M/F		54.6	3-61-380-00699		75 77
TITLE				DRAWING NO.	REV.	
LOCK NUT (GEAR HUB)				HY-76.A.F		
1 CARD CODE				7	22 23 24	
				SHEET NO.	NO. OF SHEETS.	
				1	1	

SIZE A4

MASTER COPY

INVENTORY NO.	SIGN. & DATE	REF. DRG. NO.	COMPUTER NO.	THE INFORMATION ON THIS DOCUMENT IS THE PROPERTY OF BHARAT HEAVY ELECTRICALS LIMITED. IT MUST NOT BE USED DIRECTLY OR INDIRECTLY IN ANY WAY DETRIMENTAL TO THE INTEREST OF THE COMPANY.											
				REV.	DATE	ALTERED	REV.	DATE	ALTERED	REV.	DATE	ALTERED			
						CHECKED			CHECKED			CHECKED			
						APPROVED			APPROVED			APPROVED			
<p>NOTES: –</p> <p>01. FORGING TO BE SUPPLIED IN ROUGH MACHINED CONDITION TO DIMENSIONS INDICATED ON THE DRG. WITH SURFACE FINISH OF <math>\sqrt{12.5}</math></p> <p>02. TOLERANCE ON ALL DIMENSIONS <math>\begin{matrix} +1.00 \\ -0.00 \end{matrix}</math></p> <p>03. FORGING TO BE TESTED ULTRASONICALLY AS PER SPECN. AA 0850118 CAT2</p>															
				FORGING				174							
								HY19369		1					
DESCRIPTION & DRG.NO.				VAR NO.	RAW MATERIAL SIZE OR CASTING DRG.NO. OR FORGING DRG.NO.				MATL. CODE		NET.WT.	GROSS WT			
									MATL. SPECN.		QTY.				
TYPE OF PRODUCT OR NAME OF CUSTOMER/PROJECT															
REF. TO HY0230261 FOR UNSPECIFIED TOLERANCES.					BHARAT HEAVY ELECTRICALS LTD. HERP – VARANASI				DRN.	D.BASAK	SIGN	DATE	NO.OF VAR.		
									CKD.	A.SINGHAL		23.03.07			
									APPD.	V.VERMA		23.03.07			
	DEPT. P&D					NTS	WEIGHT(K.G.) 174	REF.TO ASSY.DRG. 26130000779		ITEM NO.	NO.OF ITEM				
	CODE														
	TITLE SPRING PRE-LOAD STUD ROUGH M/CD FORGING								DRAWING NO. HY-335.F				REV. 00		
SHT.NO. 01									NO.OF SHT. 01						



**PLANT PURCHASING  
SPECIFICATION  
HYDERABAD**

**HY 19368**

Rev. No.01

Page 1 of 5

**ALLOY STEEL FORGINGS HARDENED AND TEMPERED**

**Gr. : 42 Cr MO 4**

**1.0 GENERAL :**

This specification governs the quality requirements of alloy steel forgings of grade 42 Cr MO 4..

**2.0 APPLICATION :**

Forgings are suitable for general engineering purposes.

**3.0 CONDITION OF DELIVERY :**

The forgings shall be supplied in Hardened, Tempered and rough machined condition.

**4.0 COMPLIANCE WITH NATIONAL STANDARDS :**

The forgings shall in general comply with DIN 17200-1987 Gr:42 Cr MO 4

**5.0 DIMENSIONS AND TOLERANCES :**

The dimensions shall be as shown in the drawings and tolerances shall be as follows.

- a) For finish machined component drawings the extra allowance of 3/mm surface shall be provided for finish machining at BHEL.
- b) For rough machined Forging drawings necessary finish machining allowance is included in the dimensions. Extra allowance is not required.
- c) The tolerance on rough machined surfaces shall be  $\pm 1$  mm on dimension, unless otherwise specified in the drawing.

**6.0 MANUFACTURE :**

The method of manufacture of steel shall be at the manufacturer discretion.

The steel shall be fully killed. Sufficient discard shall be made from the ingot, if used as forging stock, to ensure freedom from piping, segregation and other defects.

The amount of hot working shall be sufficient to ensure uniform working throughout the cross- section.

Reduction ratio shall be minimum 4:1 for ingots and 1.5:1 for rolled/forged stock.

**Revisions: Revised in general as per  
DIN 17200 - 1987.**

**Issued :**

**STANDARDS  
ENGINEERING DEPARTMENT**

**Rev.No.01**

**Amd.No**

**Reaffirmed**

**Prepared:**

**Approved:**

**Date:**

**Dt.FEB.92**

**Dt.**

**Year**

MATLS ENGG.

AGM (ENGG)

MAY.83

**7. HEAT TREATMENT :**

The forgings shall be heat-treated to attain the mechanical properties specified.

The recommended heat-treatment shall be as given below:

- i) Hardening in Oil/from a temperature of 830-860<sup>0</sup>.C
- ii) Tempering at the temperature between 540<sup>0</sup> C and 680<sup>0</sup>C.

The actual heat treatment cycle followed shall be reported in Test Certificate.

**8. FINISH :**

Surface finish of the forgings shall be 6.3 microns (r.m.s) to carry out ultrasonic test.

**9.0 FREEDOM FROM DEFECTS :**

Forgings shall be free from cracks, flakes, seams, segregation and other defects, which may affect the utility of the forgings.

**10.0 CHEMICAL COMPOSITION :**

The melt analysis of the steel shall be as follows .:

Element		C	Si	MN	Cr	MO	S	P
Melt Analysis	%Min	0.38	-	0.60	0.90	0.15	-	-
	%Max	0.45	0.40	0.90	1.20	0.30	0.030	0.035
Permissible Variation In product Analysis		±0.02	±0.03	±0.04	±0.05	±0.03	+0.005	+0.005

**11.0 TEST SMAPLES :**

**11.1** Test coupons shall be taken from each melt and each heat-treatment batch/size unless integral test coupons are called for in the drawing/purchase order.

The test copuons shall be heat treated along with the forgings. In case of integral test coupons, the test pieces shall be cut from the forgings only after heat treatment. however the remaining integral coupon after testing at supplier's and shall be kept integral with the forging and sent to BHEL

Sufficient test material shall be sent to BHEL for cross-check where necessary.



# PLANT PURCHASING SPECIFICATION HYDERABAD

HY 19368

Rev. No.01

Page 3 of 5

**11.2** Test samples shall be cut at

- For solid forgings : Distance of 1/3 radius or 1/6 diagonal from the outer surface.
- For Hollow Forgings: Midway between the inner and outer surface of the wall thickness.  
Separately forged test pieces shall be forged to the rulling section of the actual forgings they represents.

**12.0** **MECHANICAL PROPERTIES :**

The test pieces shall have the following mechanical properties.

Ruling Section Min.	T.S. N/mm <sup>2</sup>	0.2% P.S. N/mm <sup>2</sup> Min	E% (L=5 d) Min		Impact Strength (DVM) J (Kgm/cm <sup>2</sup> )	
			L	T	L	T
≥100	900-1100	650	12	10	40	30
>100-160	800-950	550	13	11	40	30
> 160-250	750-900	500	14	12	40	30

Note :

- Mechanical tests shall be performed preferably on tangential test samples. If the forging configuration does not allow for taking tangential test samples, longitudinal ones shall be used. L&T in the above table indicate values for longitudinal and transverse samples.
- Tensile test shall be performed as per IS 1608 or any erupted National standard.
- The charpy impact test shall be performed on a 3 mm DVM U-Notch, as per IS: 1499 or any reputed National Standard.  
The impact values indicated above are average of 3 values. All the 3 values shall be reported. Only one value can be lower than the minimum specified but not less than 2/3 of the minimum value.

**13.0** **NON-DESTRUCTIVE TEST :**

The following test shall be conducted.

**13.1 Ultrasonic Test:** Ultrasonic test shall be carried out as per ASTM A 388 (BHEL Corporate Standard A A 0850118) and following are unacceptable defects

- i) Cracks, flakes, seams and laps.

Defects giving indication larger than that from a 4 mm diameter equivalent flaw.

Groups of defects with maximum indication less than that from a 4mm diameter equivalent flaw which cannot be separated at testing sensitivity if the back echo is reduced to less than 50%

- ii) Defects giving indication of 2 to 4 mm diameter equivalent flaw separated by a distance less than four times the size of the adjacent flaws.

**13.2 Magnetic Particle Test : MP** shall be conducted as per ASTM:A275.

Cracks and laps are not acceptable.

**14.0 RETESTS :**

If any of the selected Test specimens fail to meet the specified requirements due to some mechanical reasons, another specimen may be taken for testing.

In the event of failure due to material heat treatment only, two more reheat treatments shall be permitted. However retempering is not considered as reheat treatment.

**15.0 INSPECTION AT SUPPLIER'S WORKS :**

BHEL representative shall have free access to all areas where the manufacture of the forging is carried out. All reasonable facilities shall be extended to him including labor where necessary.

BHEL representative shall be given sufficient advance intimation to witness the various process tests etc. punching and identification of test coupons and forging & execution of various tests shall be done in presence of BHEL representative.

**16.0 TEST CERTIFICATE :**

**16.1** The suppliers shall furnish five copies of the test certificate (in English) with one transparent copy containing the following details.

- a) HY 19368 Rev.01
- b) BHEL Order No:
- c) Item Description.
- d) Drawing NO:
- e) Supplier's Name.
- f) Melt No:



## PLANT PURCHASING SPECIFICATION HYDERABAD

**HY 19368**

Rev. No.01

PAGE 5 of 5

- g) Serial No. of the forging.
- h) Heat Treatment details.
- i) Results of all tests stipulated in this Specification.

**16.2** The test certificate shall be attested by the Chief of Inspection/Chief Metallurgist of the supplier and also by BHEL representative.

**17.0** **MARKING AND PACKING :**

**17.1** The following details shall be punched clearly on each forging and the same shall be encircled by paint:

- a) Why 19368 Rev No. 01
- b) BHEL Order No.
- c) Melt No.
- d) Serial No. of the forging
- e) Drawing No.
- f) BHEL inspector's Stamp.
- g) Supplier's Name.

The forgings shall be suitably packed & prevented from damage and corrosion during transit. In the case of impropert forgings, the packing shall be seaworthy.

**18.0** **REJECTION AND REPLACEMENT :**

In the event of the forging proving defective in the course of further processing at BHEL, the same shall be rejected notwithstanding any previous acceptance.

The supplier shall replace the rejected forging at his own cost and the rejected forging shall be returned after all the commercial conditions are satisfied.





**PLANT PURCHASING  
SPECIFICATION  
HYDERABAD**

**HY193 69**

**Rev. No.04**

**Page 1 of 5**

**ALLOY STEEL FORGINGS –H &T  
GRADE : 40 Ni Cr Mo 65**

**1.0 GENERAL:**

This specification governs the quality requirements of alloy steel forgings of grade 40 Ni Cr Mo 65.

**2.0 APPLICATION:**

Forgings are suitable for main vertical shaft and general engineering purposes requiring high tensile strength and good ductility.

**3.0 CONDITION OF DELIVERY:**

The forgings shall be supplied in hardened & tempered condition. Final stress relieving shall be performed if mentioned in the drawing. Forgings shall be rough machined unless otherwise specified.

**4.0 COMPLIANCE WITH NATIONAL STANDARDS:**

The forgings shall in general comply with the requirements of BS PD – 970: 2001, Gr. 817 M40.

**5.0 DIMENSIONS AND TOLERANCES:**

The dimensions shall be as per the ordering drawing and tolerances shall be as follows.

- a) For finish machined component drawings the extra allowance of 3 mm/ surface shall be provided for finish machining at BHEL.
- b) For rough machined forging drawings necessary finish machining allowance is included in the dimensions. Extra allowance is not required.
- c) The tolerance on rough machined surface shall be  $\pm 1$ mm dimension, unless otherwise specified in the drawing.

**Revisions:**

**Cl. 13.1 is modified.**

**Issued :**

**STANDARDS ENGINEERING  
DEPARTMENT**

**Rev. No**

**Rev. Date:**

**Revised:**

**Prepared:**

**Approved:**

**Date:**

04

12.10.2004

Matls Engg.

Matls Engg.

AGM(Engg)

May, 1983.

# PLANT PURCHASING SPECIFICATION HYDERABAD



## 6.0 MANUFACTURE:

The method of steel manufacture shall be at the discretion of the supplier. However, mixed air open hearth & bessemer processes are not permitted.

The steel shall be fully killed. Sufficient discard shall be made from the ingot, if used as forging stock, to ensure freedom from piping, segregation and other defects.

The amount of hot working shall be sufficient to ensure uniform working throughout the cross-section.

Reduction ratio shall be minimum 4:1 for ingots and 1.5:1 for rolled /forged stock.

## 7.0 HEAT TREATMENT:

The forgings shall be heat-treated to attain the mechanical properties specified.

The recommended heat-treatment shall be as given below. Hardening in oil at a temperature of 820-850°C. Tempering at the temperature upto 700°C max.

However tempering between 280-500°C shall be avoided as it leads to temper embrittlement.

## 8.0 FINISH:

Surface finish of the forgings shall be 6.3 microns (r.m.s) to carryout ultrasonic test.

## 9.0 FREEDOM FROM DEFECTS:

Forgings shall be free-from cracks, flakes, seams segregation and other defects which may affect the utility of the forgings.

## 10.0 CHEMICAL COMPOSITION:

The melt analysis of the steel shall be as follows:

Element		C	Si	Mn	Ni	Cr	Mo	S	P
Melt Analysis	% Min.	0.36	0.10	0.45	1.30	1.00	0.20	-	-
	% Max.	0.44	0.40	0.70	1.70	1.40	0.35	0.040	0.030
Permissible variation in product Analysis		±0.02	±0.03	±0.03	±0.05	+0.05 -0.04	±0.02	+0.003	+0.003

## 11.0 TEST SAMPLES:

11.1 Test coupons shall be taken from each melt and each heat treatment batch/size unless integral test coupons are called for in the drawing/purchase order.



**PLANT PURCHASING  
SPECIFICATION  
HYDERABAD**

**HY 19369**

**Rev. No.04**

**Page 3 of 5**

The test coupons shall be heat treated along with the forgings. In case of integral test coupons, the test pieces shall be cut from the forgings only after heat treatment. However the remaining integral test coupon after at supplier's end shall be kept integral with the forging and sent to BHEL.

Sufficient test material shall be sent to BHEL for cross-check where necessary.

**11.2** Test samples shall be cut at as given unless other wise specified in the ordering drawing.

- a) For Solid forgings: Distance of 1/3 radius or 1/6 diagonal from the outer surface.
- b) For hollow forgings: Midway between the inner and outer surface of the wall thickness.

**12.0 MECHANICAL PROPERTIES:**

The test pieces shall have the following mechanical properties.

Ruling section min	Tensile Strength N/mm <sup>2</sup> Min	0.2% proof Strength N/mm <sup>2</sup> Min	% Elongation (L=5d) Min		Charpy Impact Strength (ISO-V) J, min	
			L	T	L	T
150	850-1000	680	13	10	50	37
>150-250	850-1000	650	13	10	35	26
>250-450	775-925	585	11	8	20	15

**NOTE:** a) Mechanical tests shall be performed preferably on tangential test samples. If the forging configuration does not allow for taking tangential test samples, longitudinal ones shall be used. L&T in the above table indicate values for longitudinal and transverse samples.

- b) Tensile test shall be performed as per IS :1608 or any reputed National Standard.
- c) The charpy impact test shall be performed on a 2mm ISO V-Notch, as per IS:1757 or any reputed National Standard.

The impact values indicated above are average of 3 values. All the 3 values shall be reported. Only one value can be lower than the minimum specified value but not less than 2/3 of the same.

**13.0 NON-DESTRUCTIVE TESTS:**

The following test shall be conducted on the forgings.

**13.1** Ultrasonic test: Shall be performed as per AA0850118 with both longitudinal and shear waves and following shall be unacceptable defects, unless otherwise specified in the drawing.

- i) Cracks, flaks, seams and laps
- ii) Defects giving indications larger than that from a 4mm diameter equivalent flaw.
- iii) Groups of defects with maximum indication less than that from a 4mm diameter equivalent flaw which cannot be separated at testing sensitivity if the back echo is reduced to less than 50%.
- iv) Defects giving indication of 2 to 4mm diameter equivalent flaw separated by a distance less than four times the size of the larger of the adjacent flaws.

**13.2** Magnetic particle test: MPI shall be conducted as per ASTM-A275:

Cracks and laps are not acceptable.

**14.0 RETESTS:**

If any of the selected test specimens fail to meet the specified requirement due to some mechanical reasons, another specimen may be taken for testing.

In the event of failure due to material heat-treatment, two more reheat-treatments shall be permitted. However, retempering is not considered as reheat-treatment.

**15.0 INSPECTION AT SUPPLIER'S WORKS:**

BHEL representative shall have free entry & access to all the areas of the where the manufacture of the forgings is carried out. All reasonable facilities shall be extended to him including labour wherever necessary.

BHEL representative shall be given sufficient advance intimation shall be given to the representative to witness the various process, tests etc. Punching & Identification of test coupons & forging and execution of various tests shall be done in the presence of BHEL representative.

**16.0 TEST CERTIFICATE:**

**16.1** The supplier shall furnish three copies of the test certificate (English) with containing the following details.



**PLANT PURCHASING  
SPECIFICATION  
HYDERABAD**

**HY 19369**

**Rev. No.04**

**Page 5 of 5**

1. HY 19369 Rev.04
2. BHEL Order No.
3. Item Description
4. Drawing No.
5. Supplier's Name.
6. Melt No.
7. Serial No. of the forging.
8. Heat treatment Details
9. Result of all test stipulated in this specification.

**16.2** The test certificate shall be attested by the chief of Inspection /Chief Metallurgist of the Supplier and also by BHEL representative.

**17.0 MARKING AND PACKING:**

**17.1** The following details shall be punched clearly on each forging and the same shall be encircled by paint:

- 1) HY 19369 Rev.04
- 2) BHEL Order No.
- 3) Melt No.
- 4) Serial No. of the forging
- 5) Drawing No.
- 6) BHEL Inspector's stamp
- 7) Supplier's Name.

The forgings shall be suitably packed to prevent damage and corrosion during transit. In the case of overseas supplies, the packing shall be seaworthy.

**18.0 REJECTION AND REPLACEMENT:**

In the event of the forging proving defective in the course of further processing at BHEL, the same shall be rejected notwithstanding any previous acceptance.

The supplier shall replace the rejected forgings at his own cost, and the rejected forgings shall be returned after all the commercial conditions are satisfied.



**PLANT PURCHASING  
SPECIFICATION  
HYDERABAD**

**HY 19370**

Rev. No.01

Page 1 of 6

**ALLOY STEEL FORGINGS-H & T**

**GRADE: 40 Ni Cr Mo 65**

**1. GENERAL :**

This specification governs the quality requirements of alloy steel forgings of grade 40 Ni Cr Mo 65.

**2. APPLICATION :**

Forgings are suitable for general engineering purposes.

**3. CONDITION OF DELIVERY :**

The forgings shall be supplied in hardened, tempered condition. Forgings shall be rough machined unless otherwise specified.

**4. COMPLIANCE WITH NATIONAL STANDARD :**

The forgings shall in general comply with the requirements of BS: 970 : Part 1 : 1983; Gr: 817 M40.

**5. DIMENSIONS AND TOLERANCES :**

The dimensions and tolerances shall be as follows.

- For finish machined component drawings the extra allowance of 3 mm/surface shall be provided for finish machining at BHEL.
- For rough machined Forging drawings necessary finish machining allowance is included in the dimensions. Extra allowance is not required.
- The tolerance on rough machined surface shall be  $\pm 1$  mm dimension, unless otherwise specified in the drawing.

**Revisions:** General revision.  
As per BS 970; part1, 1983

**Issued :**  
**STANDARDS SECTION  
ENGINEERING DEPARTMENT**

**Rev. No**  
.01

**Rev. Date:**  
Feb 1992

**Revised:**  
Malts Engg.

**Prepared:**  
Malts Engg.

**Approved:**  
GM (Engg)

**Date:**  
May 1983



**6. MANUFACTURE :**

The method of steel manufacture shall be at the discretion of the supplier. However, air or mixed air & oxygen bottom blown converter process is not permitted.

The Steel shall be fully killed, sufficient discard shall be made from the ingot, if used as forging stock, to ensure freedom from piping, segregation and other defects.

The amount of hot working shall be sufficient to ensure uniform working throughout the cross-section.

Reduction ratio shall be minimum 4:1 for ingots and 1.5:1 for rolled/forged stock.

**7. HEAT TREATMENT :**

The forgings shall be heat-treated to attain the mechanical properties specified.

The recommended heat-treatment shall be as given below. Hardening in Oil from a temperature of 820-850<sup>0</sup> C.

Tempering at the temperature between 660<sup>0</sup> C max, However, tempering between 280 and 500<sup>0</sup> C shall be avoided, as it leads to temper embrittlement.

**8. FINISH :**

Surface finish of the forgings shall be 6.3 microns (r.m.s) to carry out ultrasonic test.

**9. FREEDOM FROM DEFECTS :**

Forgings shall be free-from cracks flakes, seams, segregation and other defects which may affect the utility of the forgings.



**PLANT PURCHASING  
SPECIFICATION  
HYDERABAD**

**HY 19370**

Rev. No.01

Page 3 of 6

**10. CHEMICAL COMPOSITION :**

The melt analysis of the steel shall be as follows :

Element		C	Si	Mn	Ni	Cr	Mo	S	P
Melt Analysis	% Min	0.36	0.10	0.45	1.30	1.00	0.20	-	-
	% Max	0.44	0.35	0.70	1.70	1.40	0.35	0.025	0.025
Permissible Variation In product analysis		±0.02	±0.03	±0.03	±0.05	-0.04 +0.05	±0.02	+0.003	+0.003

**11. TEST SAMPLES :**

- 11.1** Test coupons shall be taken from each melt and each heat-treatment batch/size unless integral test coupons are called for in the drawing/purchase order

The test coupons shall be heat treated along with the forgings. In case of integral test coupons, the test pieces shall be cut from the forgings only after heat treatment. However the remaining integral test coupon after testing at supplier's end shall be kept integral with the forging and sent to BHEL.

Sufficient test material shall be sent to BHEL for cross-check where necessary.

- 11.2** Test samples shall be cut at

- For Solid forgings: Distance of 1/3 radius or 1/6 diagonal from the outer surface.
- For hollow forgings: Midway between the inner and outer surface of the wall thickness.

Separately forged test pieces shall be forged to the ruling section of the actual forgings they represent.





## 12. MECHANICAL PROPERTIES :

Mechanical properties for the ruling section of 100mm shall be as given below.

Tensile Strength N/mm <sup>2</sup>	o.2% Proof Stress N/mm <sup>2</sup> Min	% Elongation (L=5d) min		Charpy Impact Strength (ISO-v) J, Min	
		L	T	L	T
925-1075	755	12	10	42	30

### NOTE:

- Mechanical tests shall be performed preferably on tangential test samples. If the forging configuration does not allow for taking tangential test samples, longitudinal ones shall be used. L&T in the above table indicate values for longitudinal and transverse samples.
- Tensile test shall be performed as per IS : 1608 or any reputed National Standard.
- The charpy impact test shall be performed on 2 mm ISO V-Notch, as per IS: 1757 or any reputed National Standard.

The impact values indicated above are average of 3 values. All the 3 values shall be reported. Only one value can be lower than the minimum specified value but not less than 2/3 of the same.

## 13. NON-DESTRUCTIVE TESTS :

The following tests shall be conducted on the forgings.

**13.1 Ultrasonic test:** Ultrasonic test shall be carried out performed as per ASTM :A388 (BHEL Standard AA 0850118) and following shall be unacceptable defects. (Category 2, AA 0850118).

- Cracks, flakes, seams and laps.
- Defects giving indications larger than that from a 4mm diameter equivalent flaw.
- Groups of defects with maximum indication less than that from a 4mm diameter equivalent flaw which cannot be separated at testing sensitivity if the back echo is reduced to less than 50%.
- Defects giving indication of 2 to 4 mm diameter equivalent flaw separated by a distance less than four times the size of the larger of the adjacent flaws.



**PLANT PURCHASING  
SPECIFICATION  
HYDERABAD**

**HY 19370**

Rev. No.01

PAGE 5 of 6

**13.2 Magnetic particle test:** MPI shall conducted as per ASTM-A275.

Cracks and laps are not acceptable.

**14. RETESTS :**

If any of the selected test specimens fail to meet the specified requirement due to some mechanical reasons, another specimen may be taken for testing.

In the event of failure due to material heat-treatment only two more reheat-treatments shall be permitted. However retempering is not considered as reheat-treatment.

**15. INSPECTION AT SUPPLIER'S WORKS :**


BHEL representative shall have free entry and access to all areas where the manufacture of the forging is carried out. All reasonable facilities shall be extended to him including labour where necessary.

BHEL representative shall be given sufficient advance intimation to witness the various processes, tests etc. Punching and identification of test coupons & forgings and execution of various tests shall be done in his presence of BHEL representative.

**16.0 TEST CERTIFICATE :**

**16.1** The suppliers shall furnish five copies of the test certificate ( English) with one transparent copy containing the following details.

- 1) HY 19370. Rev.01
- 2) BHEL Order No:
- 3) Item Description.
- 4) Drawing No:
- 5) Supplier's NameMolt No:
- 6) Melt No.
- 7) Serial No. of forging
- 8) Heat Treatment details.
- 9) Results of all tests stipulated in this Specification.

<div>HY 19370</div> <div>Rev. No.01</div> <div>PAGE 6 of 6</div>	<div>PLANT PURCHASING</div> <div>SPECIFICATION</div> <div>HYDERABAD</div>	
	<div> <div>16.2</div> <div>The test certificate shall be attested by the Chief of Inspection/Chief Metallurgist of the supplier and also by BHEL representative.</div> </div> <div> <div>17.</div> <div><b><u>MARKING AND PACKING :</u></b></div> </div> <div> <div>17.1</div> <div>The following details shall be punched clearly on each forging and the same shall be encircled by paint:</div> <div> <div>1) HY19370/ Rev No. 01</div> <div>2) BHEL Order No.</div> <div>3) Melt No.</div> <div>4) Serial No. of the forging</div> <div>5) Drawing No.</div> <div>6) BHEL Inspectors Stamp.</div> <div>7) Supplier's Name.</div> </div> <div>The forgings shall be suitably packed &amp; prevented from damage and corrosion during transit. In the case of imported forgings, the packing shall be seaworthy.</div> </div> <div> <div>18.</div> <div><b><u>REJECTION AND REPLACEMENT :</u></b></div> <div>In the event of the forging proving defective in the course of further processing at BHEL, the same shall be rejected notwithstanding any previous acceptance.</div> <div>The supplier shall replace the rejected forging at his own cost and the rejected forging shall be returned after all the commercial conditions are satisfied.</div> </div>	



## AMENDMENT-NOTIFICATION

HY19370 REV.NO.01

PAGE 1 OF 1

### ALLOY STEEL FORGINGS – H & T

**GR: 40 Ni Cr Mo 65**

1. Clause 4.0: Compliance with National Standards  
The existing clause should be replaced with the following:  
“The forgings shall be in general comply with the requirement of BS970 – Part 3 – 1991, Gr.817 M40”.
2. Clause 10.0: Chemical Composition  
Si – content shall be read as 0.10 to 0.40%  
  
S – content shall be read as 0.040% max.  
  
P - content shall be read as 0.035% max.

REF:	Amd.No.	APPROVED AGM(E&CC)	ISSUED MANAGER, (STDS.ENG)	DATE	CUM.Sr.No
	01			FEB.93	0029