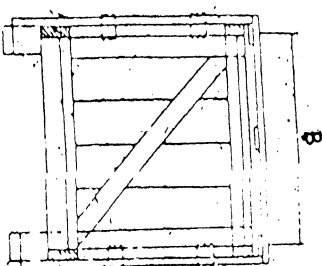
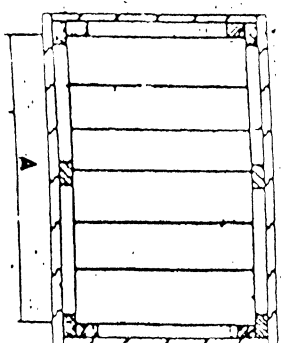
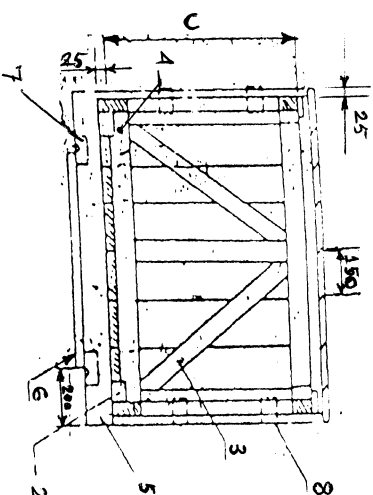



TYPE	DIMENSIONS			QTY
	A	B	C	
16	2134	915	1220	
16A	2743	1220	1070	
16B	2743	1220	1525	



# NOTE

1. HARD WOOD PLANKS THICKNESS AS PER TDC.
2. END TRAVERS BAR 100X50
3. DIAGONAL BRACE 75X25
4. HARD WOOD BATTE NS 75X25
5. RUNNER 100X100 MM.
6. RESTING BEAM 100X50 MM
7. SLING PLATE [M.S. SHEET]
8. SIDE PLATE [M.S. SHEET]

TYPE	DIMENSIONS			QTY
	A	B	C	
1	670	670	670	
2	710	670	800	
3	830	670	670	
4	1000	770	670	
5	1100	670	670	
6	1250	670	1100	
7	1300	770	1050	
8	1700	1050	1150	
9	2000	800	800	
10	800	200	500	
11	1250	570	770	
12	1300	770	670	
13	1500	670	770	
14	1850	700	1050	
15	2350	700	1170	

# NOTES FOR PACKING

1. THE INSIDE OF ALL SIDES EXCEPT BOTTOM SHALL BE FULLY COVERED, BY POLYETHYLENE SHEET SO AS TO AVOID ENTRY OF RAIN WATER.
2. SECURE THE ASSEMBLIES WITH ENOUGH SIDE SUPPRTS TO AVOID MOVEMENT OF ASSEMBLIES DURING TRANSIT.

1. ALL THE PLANKS ARE TO BE THE GIVEN THICKNESS
2. BOTTOM 2 RUNNERS

ALL DIMENSIONS ARE IN MM  
A - LENGTH  
B - GREATH  
C - HIEGHT



BHARAT HEAVY ELECTRICALS LTD.  
PACKING BOX

DRAWING NO. 2-SH-BW-022R06