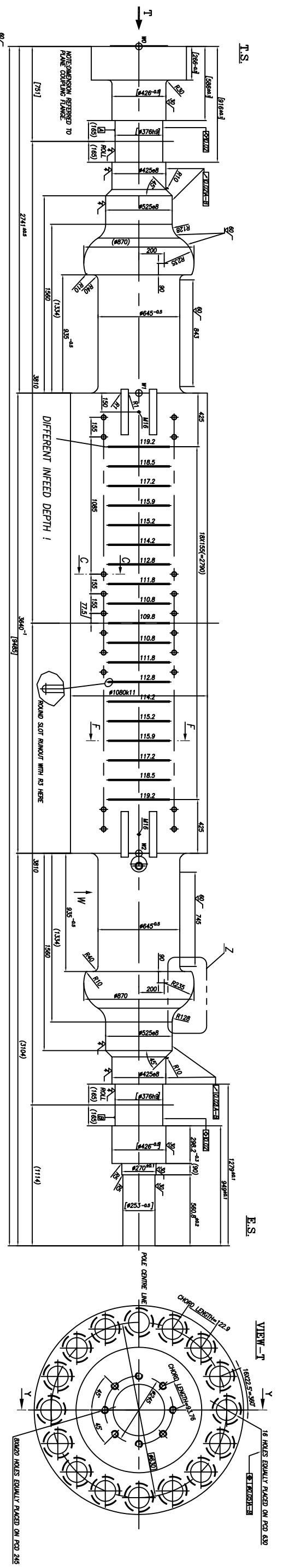
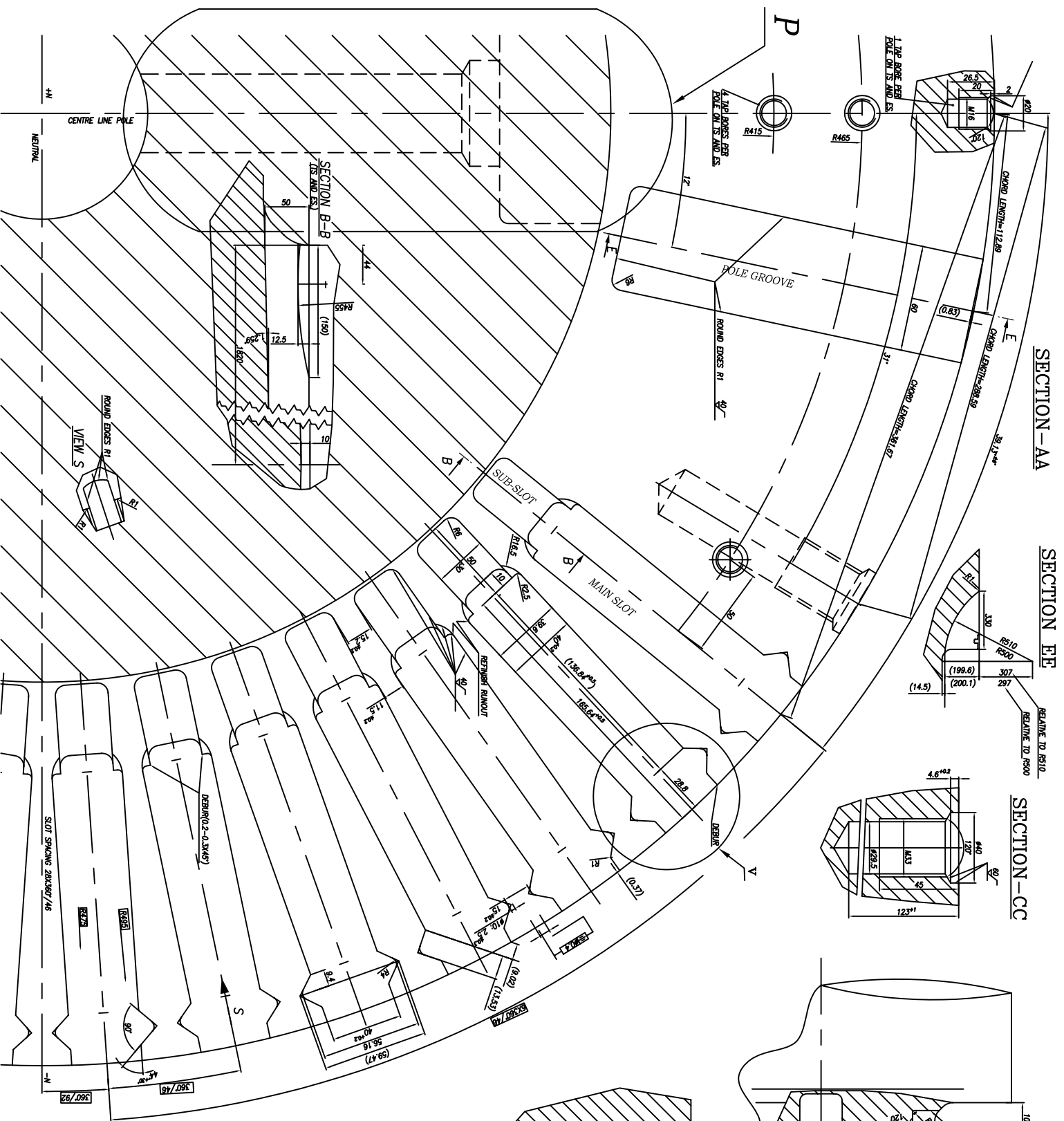


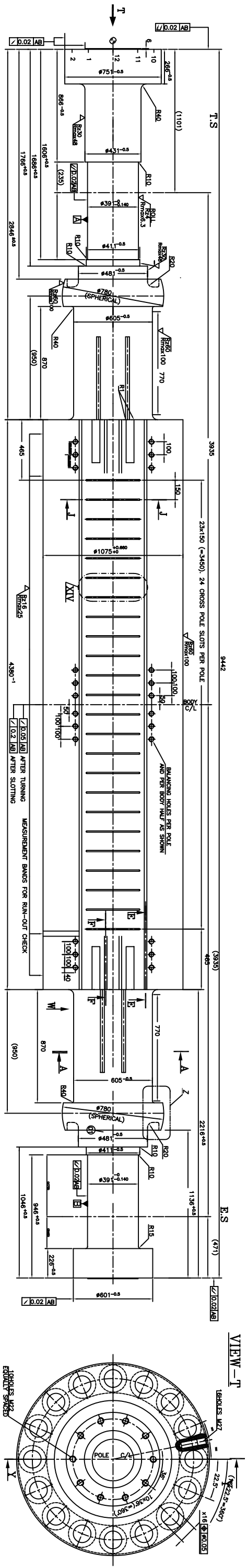
1:1 (Scale of Drawing)



T.S.

E.S.





DETAILS OF OPERATIONS

1. MILLING
 - a). MAIN SLOT (Sec - AA)
 - b). SUB SLOT (Sec - AA)
 - c). DOVETAILED (Sec - AA/V)
 - d). POLE GROOVES (Sec-QQ & EE & FF)
 - e). LARPOON SLOTS (Sec - JJ & KK)
 - f). FLUTE SLOTS (Sec - DD)
2. DRILLING
 - a). COUPLING HOLES (View-T & Sec-YY)
 - b). BALANCING PLUG HOLES (Sec - PP)
 - c). FAN BLADE HOLES (Detail-Z & Sec-GG)
 - d). INPUT LEAD HOLES (View-W)

SKETCH FOR ROTOR MACHINING/245

SKETCH No : 1-EMT-0562/00

Dt. 30.03.2009

SECTION-AA (ROTATED)

NEUTRAL AXIS

POLE CENTER LINE