



BILL OF MATERIAL	DEP NO	NO OF IT    VAR		TYPE OF PRODUCT	WORK ORDER	DRG NO	CORE CODE	REV	
		181	1		62007A51201	04987000002	65170259	01	
				765 KV 500 MVA MEGA	TITLE CORE ENDFRAME ASSY.    CORE LAYING ARI				SHT NO 2    OF 13

DU	VAR03	VAR02	VAR01	VAR00	REMARKS	IT NO	DESCRIPTION	DRAWING NO	IT.	MATCODE	A / C	UT	UNIT	WT	G / S
							MAT SIZE						QTY	ZONE	
				00050	GPT612001.2010-02 M36 ZPP AS PER TR10017P	013	WASHER	24987000021					KG	0.343	
							TK      WDT      LEN      ID      OD      DIM1								
				00002	GPT612001.2011 B.O. P'BD	014	INSULATION	34987000080					KG	0.530	
							TK      WDT      LEN      ID      OD      DIM1								
				00004	GPT612001.2012 B.O.P'BD	015	INSULATION	44987000005					KG	0.330	
							TK      WDT      LEN      ID      OD      DIM1								
				00004	GPT612001.2013-01 B.O. P'BD	016	INSULATION	44987000006					KG	0.370	
							TK      WDT      LEN      ID      OD      DIM1								
				00002	GPT612001.2014 B.O. P'BD	017	INSULATION	34987000081					KG	0.680	
							TK      WDT      LEN      ID      OD      DIM1								
				00001	GPT612001.2015 B.O. P'BD	018	BOTTOM YOKE INSULATION	34987000082					KG	8.410	
							TK      WDT      LEN      ID      OD      DIM1								
				00001	GPT612001.2015-01 MIRROR IMAGE B.O. P'BD	019	BOTTOM YOKE INSULATION	34987000082					KG	8.410	
							TK      WDT      LEN      ID      OD      DIM1								
				00001	GPT612001.2016 B.O. P'BD	020	BOTTOM YOKE INSULATION	34987000083					KG	11.700	
							TK      WDT      LEN      ID      OD      DIM1								
				00001	GPT612001.2016-01 MIRROR IMAGE B.O. P'BD	021	BOTTOM YOKE INSULATION	34987000083					KG	11.700	
							TK      WDT      LEN      ID      OD      DIM1								
				00001	GPT612001.2017 B.O. P'BD	022	TOP YOKE INSULATION	34987000084					KG	21.300	
							TK      WDT      LEN      ID      OD      DIM1								
				00001	GPT612001.2017-01 MIRROR IMAGE B.O. P'BD	023	TOP YOKE INSULATION	34987000084					KG	21.300	
							TK      WDT      LEN      ID      OD      DIM1								
				00001	GPT612001.2018. B.O. P'BD	024	TOP YOKE INSULATION	34987000085					KG	28.000	
							TK      WDT      LEN      ID      OD      DIM1								

DISTRIBUTION DETAILS					REV NO. 1		PREP BY		CKD BY		APPD BY		DATE 25 NOV 2014	
TRE	TRM				PREP BY		CKD BY		APPD BY		DATE			
1	3				KVA		LK		AKP		24 APR 2014		DRG NO 04987000002	
													SHT 2    OF 13	

BILL OF MATERIAL				DEP NO	NO OF IT	VAR	TYPE OF PRODUCT	WORK ORDER 62007A51201	DRG NO 04987000002	CORE CODE 65170259	REV 01	
					181	1	765 KV 500 MVA MEGA	TITLE CORE ENDFRAME ASSY.    CORE LAYING ARI				SHT NO 3    OF 13

DU	VAR03	VAR02	VAR01	VAR00	REMARKS	IT NO	DESCRIPTION	DRAWING NO	IT.	MATCODE	A / C	UT	UNIT	WT	G / S
							MAT SIZE	DETAILS		MAT SPEC			QTY	ZONE	
				00001	GPT612001.2018-01 MIRROR IMAGE B.O. P'BD	025	TOP YOKE INSULATION TK        WDT        LEN        ID        OD        DIM1	34987000085				KG		18.000	
									01						
				00004	GPT612001.2019 B.O. P'BD	026	LOCK PLATE INSULATION TK        WDT        LEN        ID        OD        DIM1	44987000007				KG		6.650	
									00						
				00002	GPT612001.2035 B.O. P'BD	027	LOCK PLATE INSULATION TK        WDT        LEN        ID        OD        DIM1	44987000008				KG		9.440	
									00						
				00001	GPT.612001.2036 B.O. P'BD	028	SIDE BEAM INSULATION TK        WDT        LEN        ID        OD        DIM1	34987000086				KG		2.910	
									00						
				00001	GPT.612001.2037 B.O. P'BD	029	SIDE BEAM INSULATION TK        WDT        LEN        ID        OD        DIM1	34987000087				KG		2.780	
									00						
				00001	GPT612001.2040	030	TOP SIDE BEAM TK        WDT        LEN        ID        OD        DIM1	24987000022				KG		265.500	
				00001	GPT612001.2041	031	BOTTOM SIDE BEAM TK        WDT        LEN        ID        OD        DIM1	24987000023				KG		452.500	
									00						
				00001	GPT612001.2050	032	BOTTOM HV YOKE BEAM TK        WDT        LEN        ID        OD        DIM1	14987000018				KG		1082.000	
									00						
				00001	GPT.612001.2060	033	BOTTOM LV YOKE BEAM TK        WDT        LEN        ID        OD        DIM1	14987000019				KG		1074.000	
									00						
				00001	GPT.612001.2080	034	UPPER HV YOKE BEAM TK        WDT        LEN        ID        OD        DIM1	14987000020				KG		1063.000	
									00						
				00001	GPT.612001.2090	035	UPPER LV YOKE BEAM TK        WDT        LEN        ID        OD        DIM1	14987000021				KG		1064.000	
									00						
				00001	GPT.612001.2038 B.O. EPOXY	037	SIDE BEAM INSULATION TK        WDT        LEN        ID        OD        DIM1	44987000009				KG		1.370	
									00						

DISTRIBUTION DETAILS					REV NO. 1		PREP BY		CKD BY		APPD BY		DATE 25 NOV 2014	
TRE	TRM				PREP BY		CKD BY		APPD BY		DATE			
1	3				KVA		LK		AKP		24 APR 2014		DRG NO 04987000002	
													SHT 3    OF 13	

BILL OF MATERIAL	DEP NO	NO OF IT    VAR		TYPE OF PRODUCT	WORK ORDER	DRG NO	CORE CODE	REV	
					62007A51201	04987000002	65170259	01	
		181	1	765 KV 500 MVA MEGA	TITLE CORE ENDFRAME ASSY.    CORE LAYING ARI				SHT NO 4    OF 13

DU	VAR03	VAR02	VAR01	VAR00	REMARKS	IT NO	DESCRIPTION	DRAWING NO	IT.	MATCODE	A / C	UT	UNIT WT	G / S		
							MAT SIZE			DETAILS					MAT SPEC	QTY
				00001	GPT.612001.2039 B.O. EPOXY	038	SIDE BEAM INSULATION	44987000010				KG	1.330			
							TK WDT LEN ID OD DIM1						00			
				00008	PART.-1 B.O. UDEL	040	STEP BLOCK	34987000088	001			KG	1.110			
							TK WDT LEN ID OD DIM1									
				00002	PART.2-01 B.O.UDEL	041	STEP BLOCK	34987000089	001			KG	0.980			
							TK WDT LEN ID OD DIM1									
				00004	PART.2-02 B.O.UDEL	042	STEP BLOCK	34987000089	002			KG	2.640			
							TK WDT LEN ID OD DIM1									
				00002	PART.2-03 B.O. UDEL	043	STEP BLOCK	34987000089	003			KG	1.730			
							TK WDT LEN ID OD DIM1									
				00002	PART.3-01 B.O. UDEL	044	STEP BLOCK	34987000090	001			KG	0.830			
							TK WDT LEN ID OD DIM1									
				00006	PART.3-02 B.O. UDEL	045	STEP BLOCK	34987000090	002			KG	2.230			
							TK WDT LEN ID OD DIM1									
				00008	PART.4 B.O. UDEL	046	STEP BLOCK	34987000091	001			KG	2.950			
							TK WDT LEN ID OD DIM1									
				00004	PART.5 B.O. UDEL	047	STEP BLOCK	34987000092	001			KG	9.360			
							TK WDT LEN ID OD DIM1									
				00004	PART.6 B.O. UDEL	048	STEP BLOCK	34987000093	001			KG	9.560			
							TK WDT LEN ID OD DIM1									
				00002	PART.7 B.O. UDEL	049	STEP BLOCK	34987000094	001			KG	5.960			
							TK WDT LEN ID OD DIM1									
				00002	PART.8 B.O. UDEL	050	STEP BLOCK	34987000095	001			KG	5.250			
							TK WDT LEN ID OD DIM1									

DISTRIBUTION DETAILS					REV NO. 1	PREP BY	CKD BY	APPD BY	DATE 25 NOV 2014	
TRE	TRM				PREP BY	CKD BY	APPD BY	DATE	DRG NO 04987000002	SHT 4 OF 13
1	3				KVA	LK	AKP	24 APR 2014		





BILL OF MATERIAL	DEP NO	NO OF IT    VAR		TYPE OF PRODUCT	WORK ORDER 62007A51201	DRG NO 04987000002	CORE CODE 65170259	REV 01		
		181	1	765 KV 500 MVA MEGA	TITLE CORE ENDFRAME ASSY.    CORE LAYING ARI				SHT NO 6    OF 13	

DU	VAR03	VAR02	VAR01	VAR00	REMARKS	IT NO	DESCRIPTION	DRAWING NO	IT.	MATCODE	A / C	UT	UNIT	WT	G / S
							MAT SIZE						QTY	ZONE	
				00004	PART.13-01 B.O. P'BD	064	CHANNEL (NOMEX) TK WDT LEN ID OD DIM1	34987000099	001			KG		0.370	
				00001	PART.13-02 B.O. P'BD	065	CHANNEL (NOMEX) TK WDT LEN ID OD DIM1	34987000099	002			KG		0.260	
				00002	PART.13-03 B.O. P'BD	066	CHANNEL (NOMEX) TK WDT LEN ID OD DIM1	34987000099	003			KG		0.560	
				00001	PART.13-04 B.O. P'BD	067	CHANNEL (NOMEX) TK WDT LEN ID OD DIM1	34987000099	004			KG		0.260	
				00003	PART.13-05 B.O. P'BD	068	CHANNEL (NOMEX) TK WDT LEN ID OD DIM1	34987000099	005			KG		0.590	
				00004	PART.13-06 B.O. P'BD	069	CHANNEL (NOMEX) TK WDT LEN ID OD DIM1	34987000099	006			KG		0.480	
				00001	PART.13-07 B.O. P'BD	070	CHANNEL (NOMEX) TK WDT LEN ID OD DIM1	34987000099	007			KG		0.390	
				00001	PART.13-08 B.O. P'BD	071	CHANNEL (NOMEX) TK WDT LEN ID OD DIM1	34987000099	008			KG		1.320	
				00001	PART.13-09 B.O. P'BD	072	CHANNEL (NOMEX) TK WDT LEN ID OD DIM1	34987000099	009			KG		1.130	
				00006	PART.14-01 B.O. P'BD	073	CHANNEL (NOMEX) TK WDT LEN ID OD DIM1	34987000100	001			KG		1.900	
				00006	PART.15 B.O. P'BD	074	INSULATION (PBD) TK WDT LEN ID OD DIM1	34987000101	001			KG		0.060	
				00012	PART.16-01 B.O. P'BD	075	INSULATION (PBD) TK WDT LEN ID OD DIM1	34987000102	001			KG		0.032	

DISTRIBUTION DETAILS					REV NO. 1	PREP BY	CKD BY	APPD BY	DATE 25 NOV 2014	
TRE	TRM				PREP BY	CKD BY	APPD BY	DATE		
1	3				KVA	LK	AKP	24 APR 2014	DRG NO 04987000002	SHT 6 OF 13

BILL OF MATERIAL	DEP NO	NO OF IT    VAR		TYPE OF PRODUCT	WORK ORDER 62007A51201	DRG NO 04987000002	CORE CODE 65170259	REV 01	
		181	1		765 KV 500 MVA MEGA	TITLE			
						CORE ENDFRAME ASSY.    CORE LAYING ARI			

DU	VAR03	VAR02	VAR01	VAR00	REMARKS	IT NO	DESCRIPTION	DRAWING NO	IT.	MATCODE	A / C	UT	UNIT	WT	G / S
							MAT SIZE						QTY	ZONE	
				00004	PART.16-02 B.O. P'BD	076	INSULATION (PBD) TK WDT LEN ID OD DIM1	34987000102	002			KG		0.280	
				00004	PART.16-03 B.O. P'BD	077	INSULATION (PBD) TK WDT LEN ID OD DIM1	34987000102	003			KG		0.430	
				00002	PART.16-04 B.O. P'BD	078	INSULATION (PBD) TK WDT LEN ID OD DIM1	34987000102	004			KG		0.560	
				00004	PART.16-05 B.O. P'BD	079	INSULATION (PBD) TK WDT LEN ID OD DIM1	34987000102	001			KG		0.510	
				00004	PART.16-06 B.O. P'BD	080	INSULATION (PBD) TK WDT LEN ID OD DIM1	34987000102	002			KG		0.580	
				00010	PART.17-01 B.O. P'BD	081	INSULATION (PBD) TK WDT LEN ID OD DIM1	34987000103	001			KG		0.460	
				00024	PART.18 B.O. P'BD	082	INSULATION (NOMEX) TK WDT LEN ID OD DIM1	34987000104	001			KG		0.260	
				00048	PART 21-01 B.O. EPOXY	086	FIBER GLASS TUBE TK WDT LEN ID OD DIM1	34987000105	001			KG		0.006	
				00124	PART 21-02 B.O. EPOXY	087	FIBER GLASS TUBE TK WDT LEN ID OD DIM1	34987000105	002			KG		0.008	
				00012	PART 21-03 B.O. EPOXY	088	FIBER GLASS TUBE TK WDT LEN ID OD DIM1	34987000105	003			KG		0.005	
				00003	PART 22 B.O. EPOXY	089	INSULATION (NOMEX) TK WDT LEN ID OD DIM1	34987000106	001			KG		0.740	
				00006	PART 23 B.O. EPOXY	090	INSULATION TK WDT LEN ID OD DIM1	34987000107	001			KG		1.210	

DISTRIBUTION DETAILS					REV NO. 1	PREP BY	CKD BY	APPD BY	DATE 25 NOV 2014	
TRE	TRM				PREP BY	CKD BY	APPD BY	DATE		
1	3				KVA	LK	AKP	24 APR 2014	DRG NO 04987000002	SHT 7 OF 13

BILL OF MATERIAL	DEP NO	NO OF IT    VAR		TYPE OF PRODUCT	WORK ORDER 62007A51201	DRG NO 04987000002	CORE CODE 65170259	REV 01	
		181	1		765 KV 500 MVA MEGA	TITLE			
						CORE ENDFRAME ASSY.    CORE LAYING ARI			

DU	VAR03	VAR02	VAR01	VAR00	REMARKS	IT NO	DESCRIPTION	DRAWING NO	IT.	MATCODE	A / C	UT	UNIT	WT	G / S
							MAT SIZE						QTY	ZONE	
				00026	PART.24-01 PC 8 IS:1367 PT.6	091	SPECIAL NUT TK WDT LEN ID OD DIM1	34987000108	001			KG		0.870	
				00024	PART.24-02 PC 8 IS:1367 PT.6	092	SPECIAL NUT TK WDT LEN ID OD DIM1	34987000108	002			KG		0.350	
				00004	PART.25	093	WEDGE TK WDT LEN ID OD DIM1	34987000109	001			KG		2.900	
				00002	PART.26	094	SEGMENT TK WDT LEN ID OD DIM1	34987000110	001			KG		3.350	
				00004	PART.27	095	BAR TK WDT LEN ID OD DIM1	34987000111	001			KG		0.750	
				00004	PART.28-01	096	LOCK PLATE TK WDT LEN ID OD DIM1	34987000112	001			KG		0.010	
				00008	PART.28-02	097	LOCK PLATE TK WDT LEN ID OD DIM1	34987000112	002			KG		0.009	
				00006	PART.29	098	WASHER TK WDT LEN ID OD DIM1	34987000113	001			KG		0.096	
				00006	PART.30 ZPP AS PER TR10017P PC 8.8 AS PER IS:1367 PT. 3	099	SCREW TK WDT LEN ID OD DIM1	34987000114	001			KG		2.100	
				00006	PART.31	100	DISK TK WDT LEN ID OD DIM1	34987000115	001			KG		1.340	
				00006	PART.32	101	LOCK PLATE TK WDT LEN ID OD DIM1	34987000116	001			KG		0.016	
				00002	PART.33-01	102	LOCK PLATE TK WDT LEN ID OD DIM1	34987000117	001			KG		0.210	

DISTRIBUTION DETAILS					REV NO. 1	PREP BY	CKD BY	APPD BY	DATE 25 NOV 2014	
TRE	TRM				PREP BY	CKD BY	APPD BY	DATE		
1	3				KVA	LK	AKP	24 APR 2014	DRG NO 04987000002	SHT 8 OF 13



BILL OF MATERIAL	DEP NO	NO OF IT    VAR		TYPE OF PRODUCT	WORK ORDER 62007A51201	DRG NO 04987000002	CORE CODE 65170259	REV 01		
		181	1		765 KV 500 MVA MEGA	TITLE				SHT NO 10    OF 13
						CORE ENDFRAME ASSY.    CORE LAYING ARI				

DU	VAR03	VAR02	VAR01	VAR00	REMARKS	IT NO	DESCRIPTION	DRAWING NO	IT.	MATCODE	A / C	UT	UNIT	WT	G / S
							MAT SIZE	DETAILS		MAT SPEC			QTY		ZONE
				00004	GPT.612001.2020-01 B.O. EPOXY	117	BAND INSULATION TK WDT LEN ID OD DIM1	44987000012				KG		0.490	
									00						
				00001	GPT.612001.2020-02 B.O. EPOXY	118	BAND INSULATION TK WDT LEN ID OD DIM1	44987000012				KG		0.440	
									01						
				00004	GPT.612001.2020-03 B.O. EPOXY	119	BAND INSULATION TK WDT LEN ID OD DIM1	44987000012				KG		0.540	
									02						
				00001	GPT.612001.2021-01 B.O. EPOXY	120	BAND INSULATION TK WDT LEN ID OD DIM1	44987000013				KG		0.170	
									00						
				00001	GPT.612001.2021-02 B.O. EPOXY	121	BAND INSULATION TK WDT LEN ID OD DIM1	44987000013				KG		0.180	
									01						
				00002	GPT.612001.2022-01 B.O. EPOXY	122	BAND INSULATION TK WDT LEN ID OD DIM1	44987000014				KG		0.460	
									00						
				00003	GPT.612001.2022-02 B.O. EPOXY	123	BAND INSULATION TK WDT LEN ID OD DIM1	44987000014				KG		0.490	
									01						
				00001	GPT.612001.2023 B.O. EPOXY	124	BAND INSULATION TK WDT LEN ID OD DIM1	44987000015				KG		1.310	
									00						
				00001	GPT.612001.2024 B.O. EPOXY	125	BAND INSULATION TK WDT LEN ID OD DIM1	44987000016				KG		1.050	
									00						
				00004	GPT.612001.2025-01 B.O. EPOXY	126	FOOT INSULATION TK WDT LEN ID OD DIM1	44987000017				KG		1.920	
									00						
				00004	GPT.612001.2026 B.O. EPOXY	127	INSULATION TK WDT LEN ID OD DIM1	44987000018				KG		0.220	
									00						
				00002	GPT.612001.2027 B.O. EPOXY	128	INSULATION TK WDT LEN ID OD DIM1	44987000019				KG		0.310	
									00						

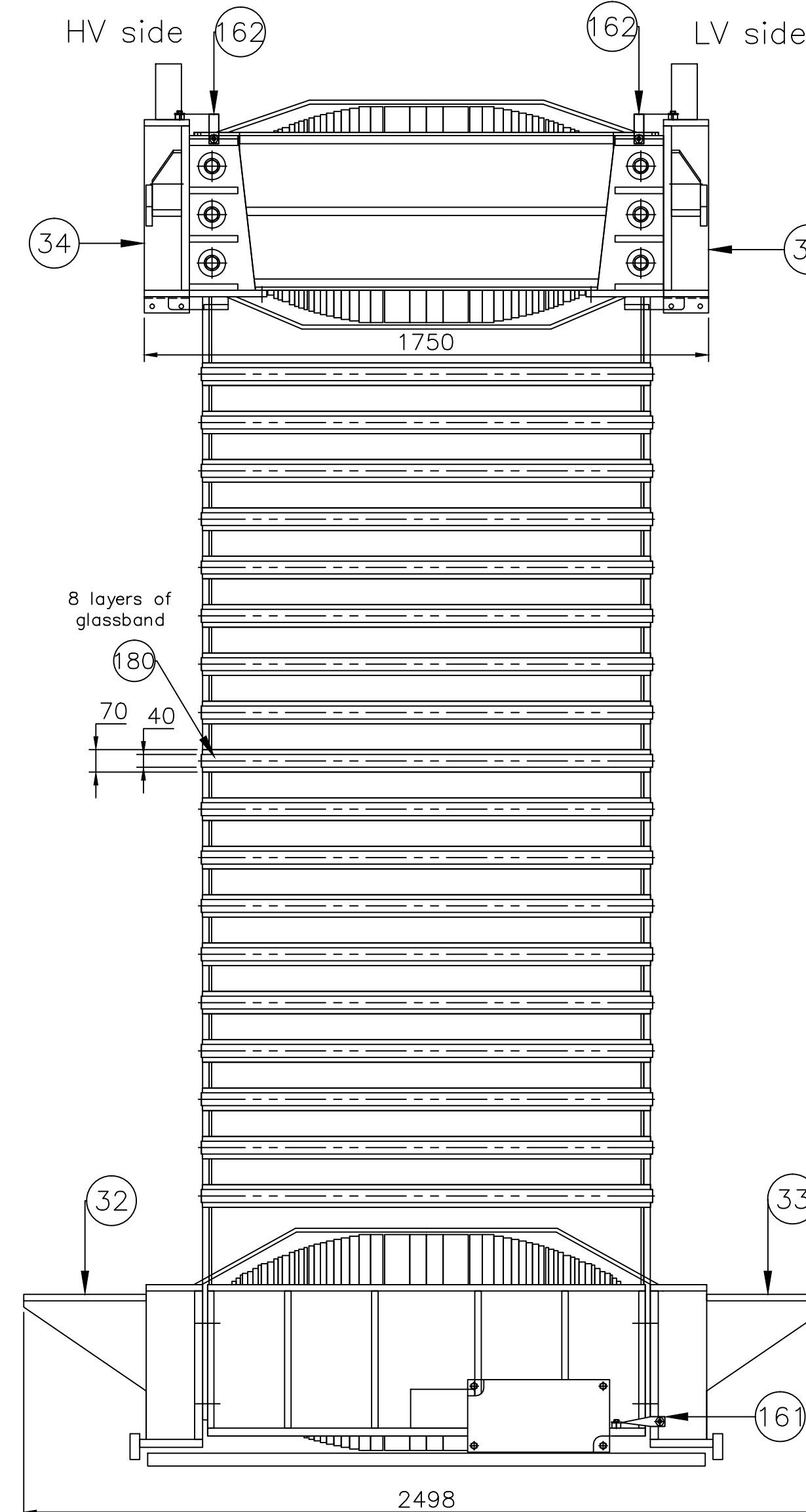
DISTRIBUTION DETAILS					REV NO. 1		PREP BY		CKD BY		APPD BY		DATE 25 NOV 2014	
TRE	TRM				PREP BY	CKD BY	APPD BY	DATE						
1	3				KVA	LK	AKP	24 APR 2014						











14			15		16	
QTY	NO.	NAME	MATERIAL	DWG. NO. & SPEC ITEM CODE	SIZE (X)W(L)	REMARK
4	1	Band		GPT.612001.2001-01		
4	2	Band		GPT.612001.2001-02		
1	3	Band		GPT.612001.2001-03		
5	4	Band		GPT.612001.2002-01		
7	5	Band		GPT.612001.2002-02		
6	6	Side lock plate		GPT.612001.2003		
2	7	Side lock plate		GPT.612001.2004		
2	8	Main lock plate		GPT.612001.2005		
1	9	Bottom side band		GPT.612001.2006		
1	10	Top side band		GPT.612001.2007		
6	11	Foot		GPT.612001.2008		
24	12	Washer		GPT.612001.2010-01		M30
50	13	Washer		GPT.612001.2010-02		M36
2	14	Insulation		GPT.612001.2011		
4	15	Insulation		GPT.612001.2012		
4	16	Insulation		GPT.612001.2013-01		
2	17	Insulation		GPT.612001.2014		
1	18	Bottom yoke insulation		GPT.612001.2015		
1	19	Bottom yoke insulation		GPT.612001.2015-01		
1	20	Bottom yoke insulation		GPT.612001.2016		
1	21	Bottom yoke insulation		GPT.612001.2016-01		
1	22	Top yoke insulation		GPT.612001.2017		
1	23	Top yoke insulation		GPT.612001.2017-01		
1	24	Top yoke insulation		GPT.612001.2018		
1	25	Top yoke insulation		GPT.612001.2018-01		
4	26	Lock plate insulation		GPT.612001.2019		
2	27	Lock plate insulation		GPT.612001.2035		
1	28	Side beam insulation		GPT.612001.2036		
1	29	Side beam insulation		GPT.612001.2037		
1	30	Top side beam		GPT.612001.2040		
1	31	Bottom side beam		GPT.612001.2041		
1	32	Bottom HV yoke beam		GPT.612001.2050		
1	33	Bottom LV yoke beam		GPT.612001.2060		
1	34	Upper HV yoke beam		GPT.612001.2080		
1	35	Upper LV yoke beam		GPT.612001.2090		
1	37	Side beam insulation		GPT.612001.2038		
1	38	Side beam insulation		GPT.612001.2039		
8	40	Step block	LW AA22002	Part.1		
2	41	Step block	LW AA22002	Part.2-01		
4	42	Step block	LW AA22002	Part.2-03		
2	43	Step block	LW AA22002	Part.2-05		
2	44	Step block	LW AA22002	Part.3-01		
6	45	Step block	LW AA22002	Part.3-02		
8	46	Step block	LW AA22002	Part.4		
4	47	Step block	LW AA22002	Part.5		
8	48	Step block	LW AA22002	Part.6		
2	49	Step block	LW AA22002	Part.7		
2	50	Step block	LW AA22002	Part.8		
8	51	Insulation	LPB AA21109	Part.10-01		
4	52	Insulation	Nomex	Part.10-01		
4	53	Insulation	Nomex	Part.10-02		
4	54	Insulation	Nomex	Part.10-03		
4	55	Insulation	Nomex	Part.10-04		
24	56	Tube	Nomex	Part.11-01		
26	57	Tube	Nomex	Part.11-02		
24	58	Tube	Nomex	Part.11-03		
6	59	Tube	Nomex	Part.11-04		
8	60	Tube	Nomex	Part.11-05		
20	62	Insulation	PB AA21108	Part.12-01		
24	63	Insulation	PB AA21108	Part.12-02		
4	64	Channel	Nomex	Part.13-01		
1	65	Channel	Nomex	Part.13-02		
2	66	Channel	Nomex	Part.13-03		
1	67	Channel	Nomex	Part.13-04		
3	68	Channel	Nomex	Part.13-05		
4	69	Channel	Nomex	Part.13-06		
1	70	Channel	Nomex	Part.13-07		
1	71	Channel	Nomex	Part.13-08		
1	72	Channel	Nomex	Part.13-09		
6	73	Channel	Nomex	Part.14-01		
6	74	Insulation	LPB AA21109	Part.15		
12	75	Insulation	LPB AA21109	Part.16-01		

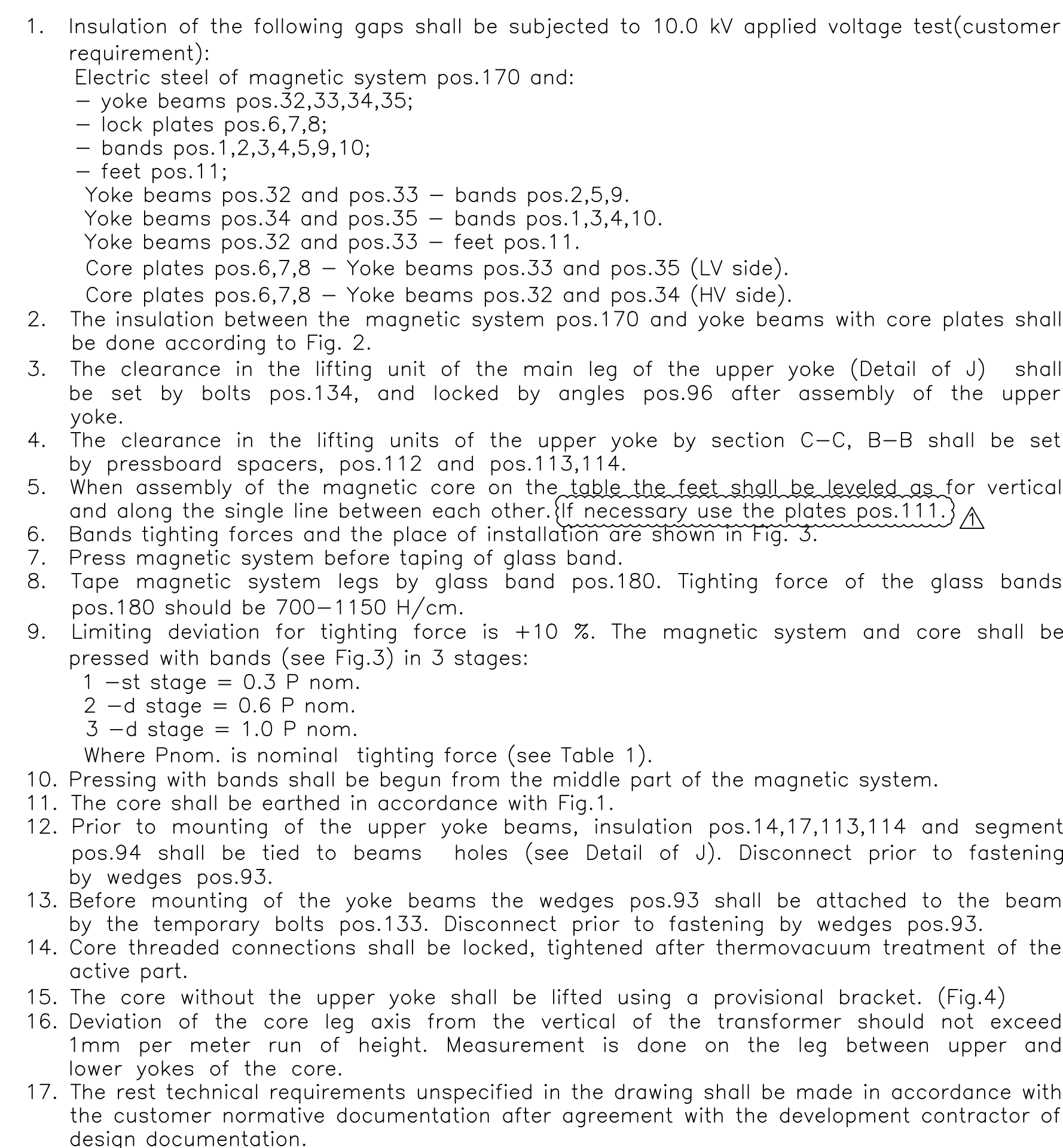
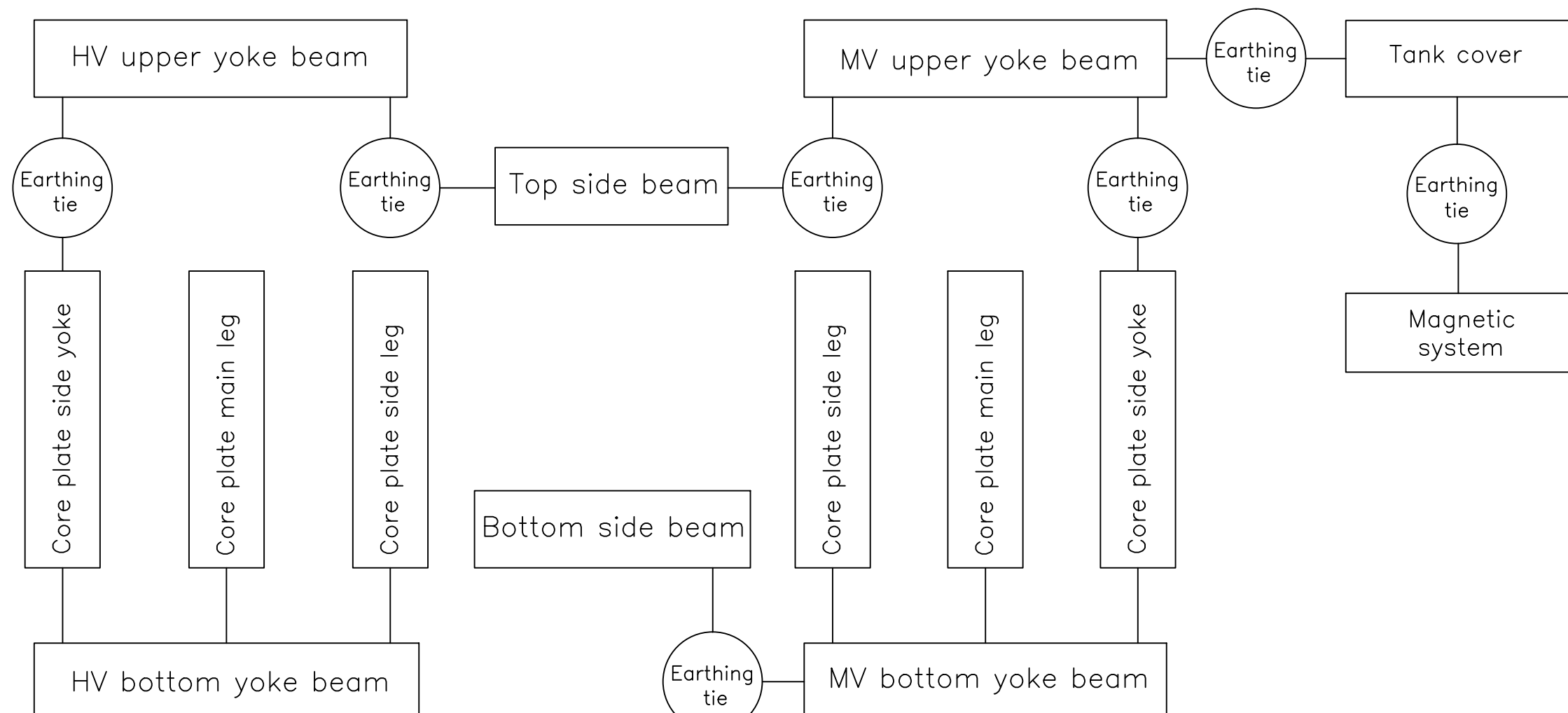
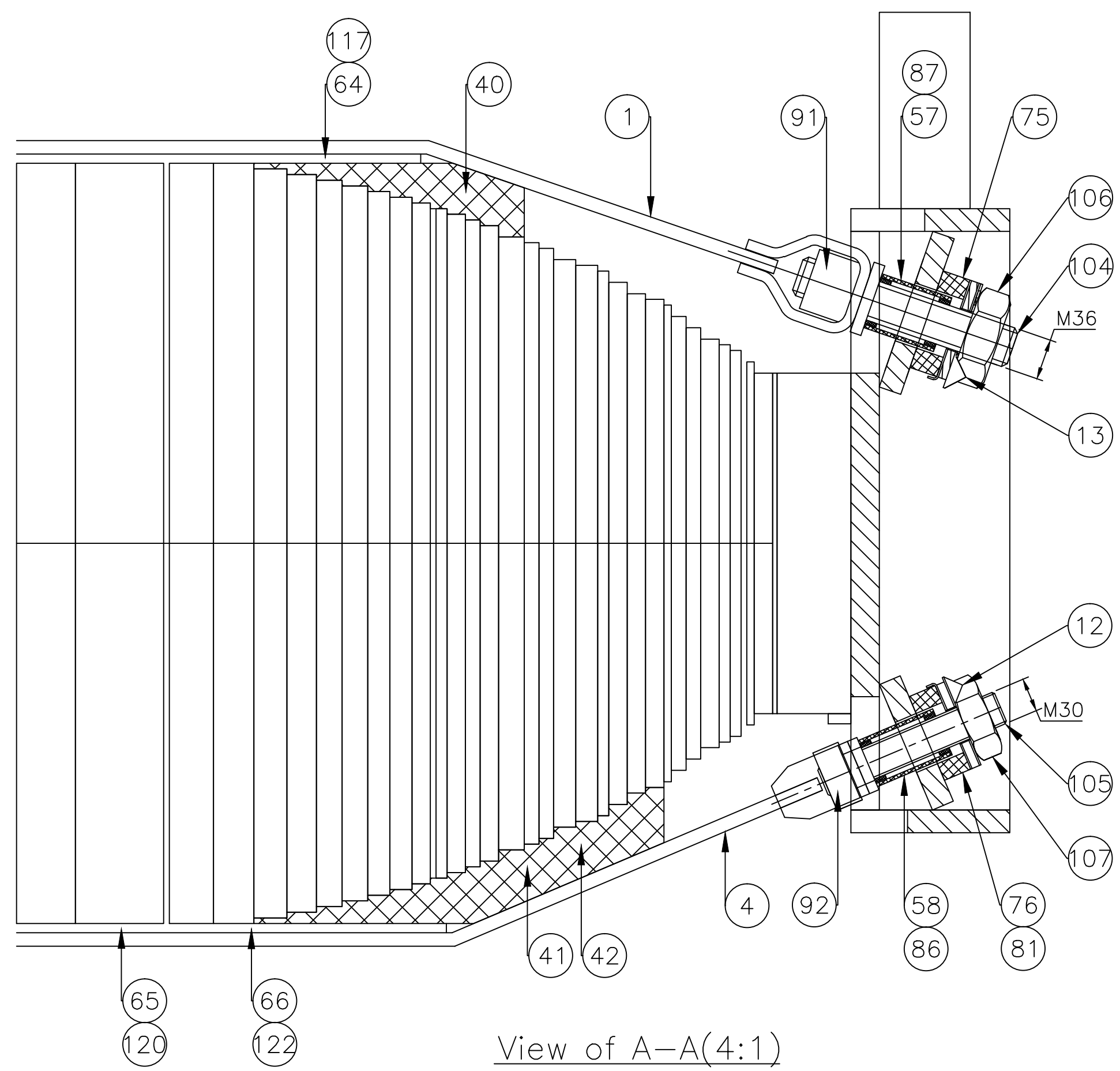


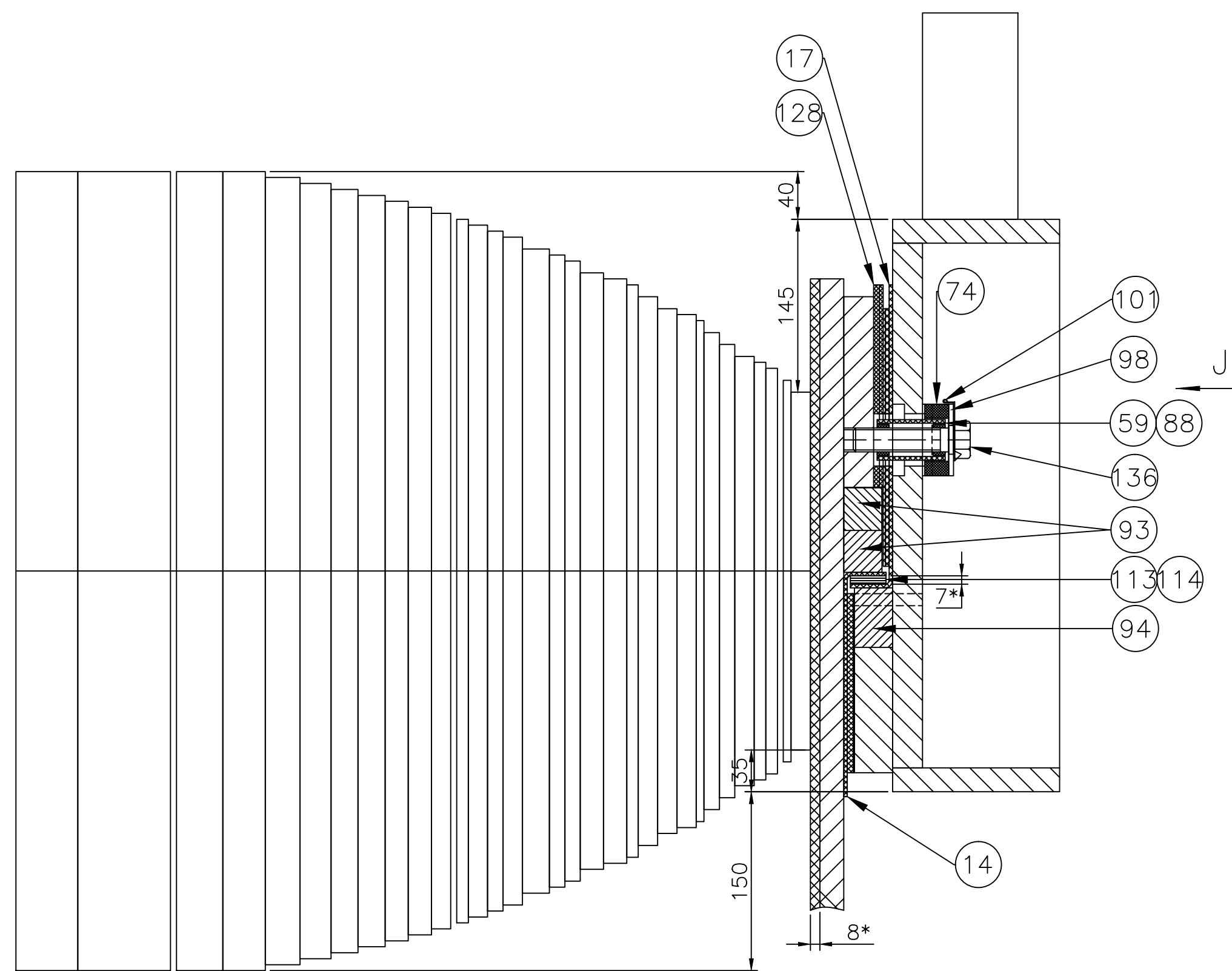
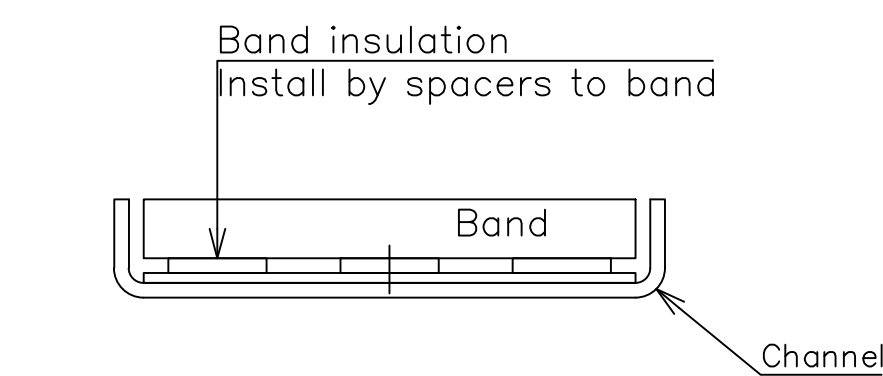
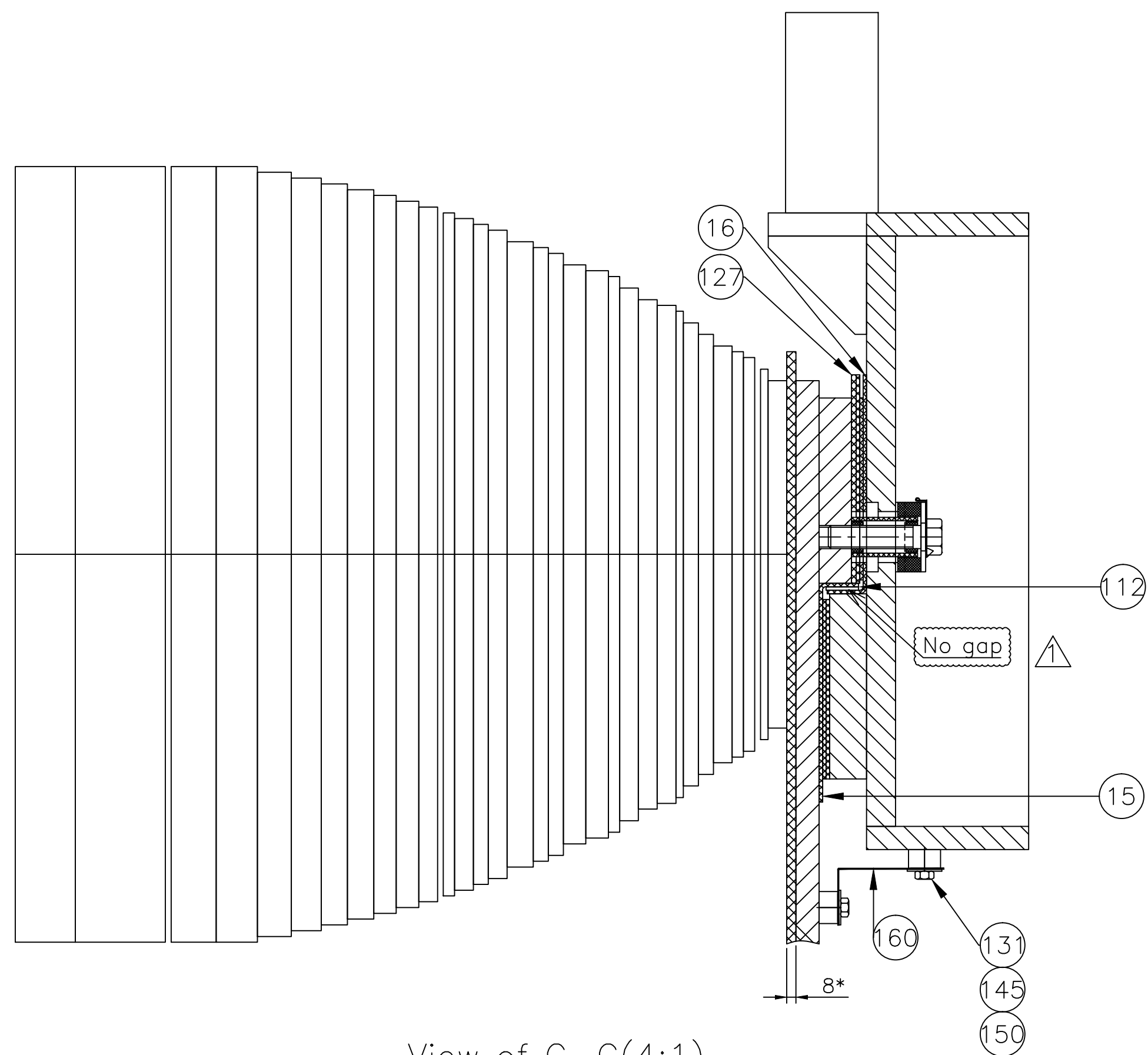
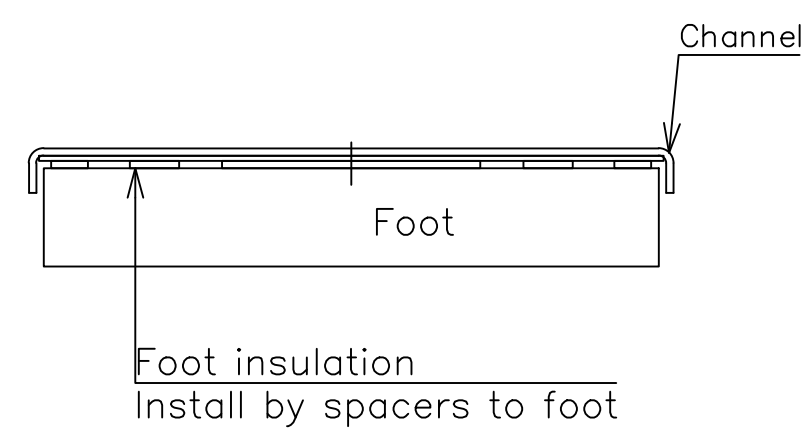
Fig.1 Earthing diagram of core



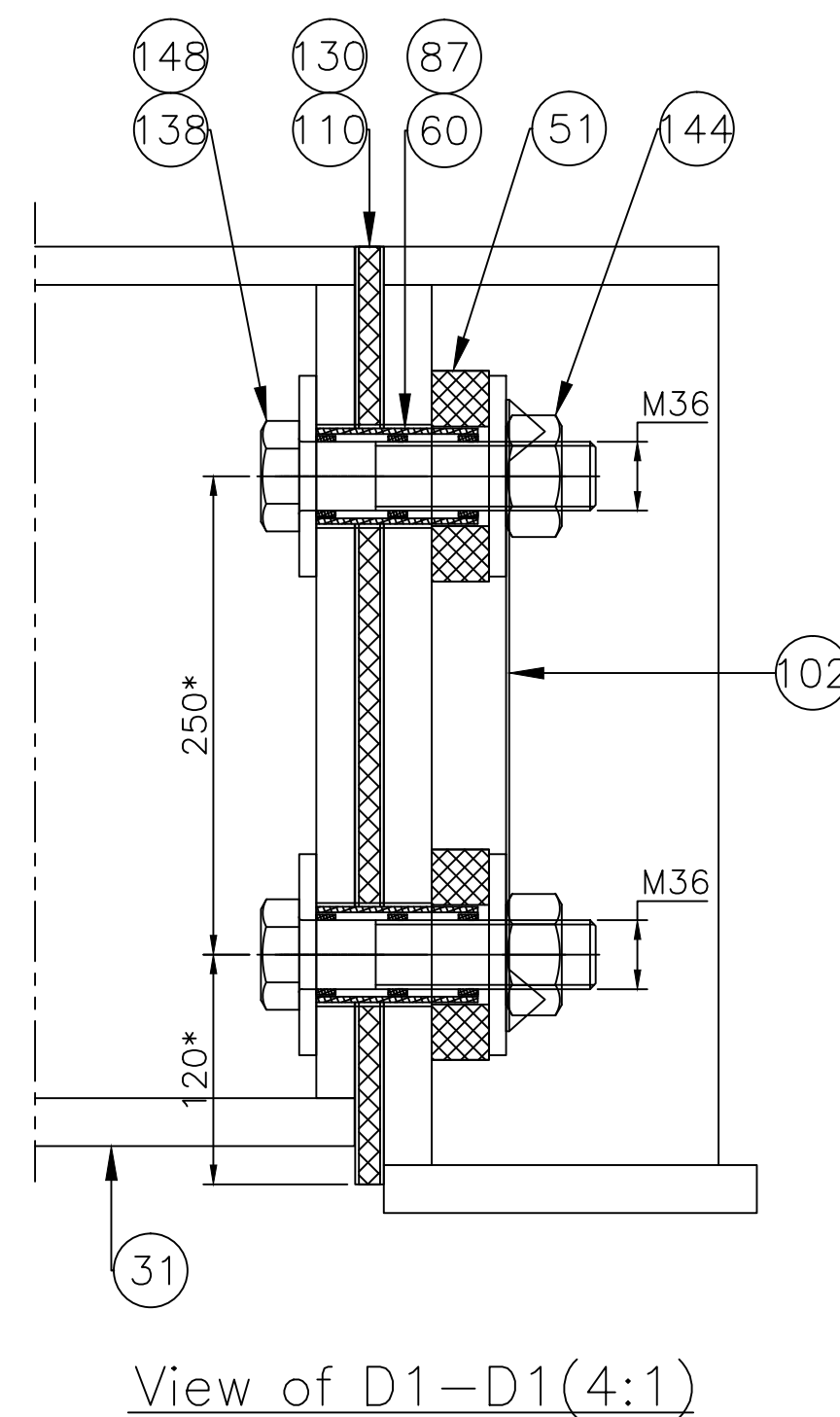
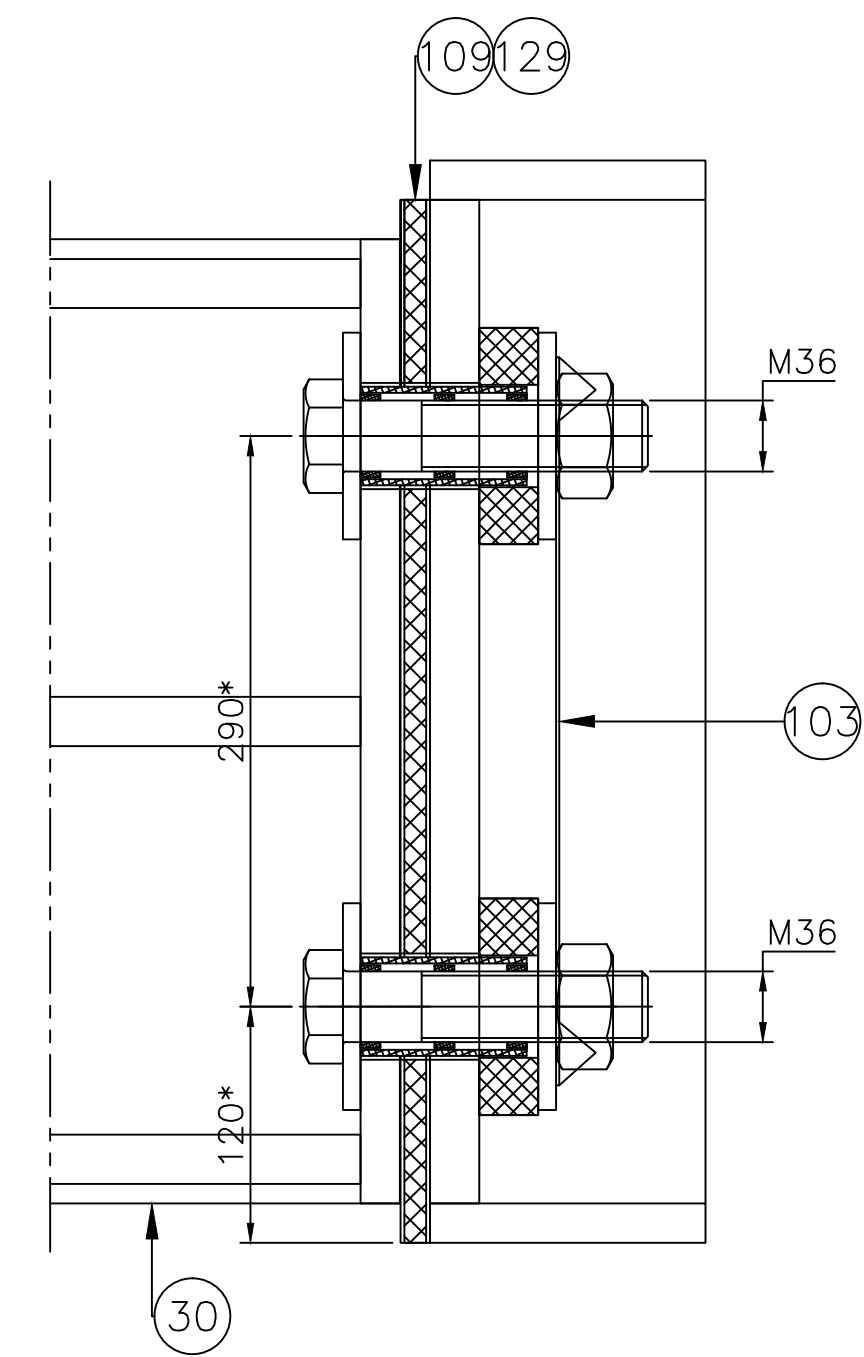
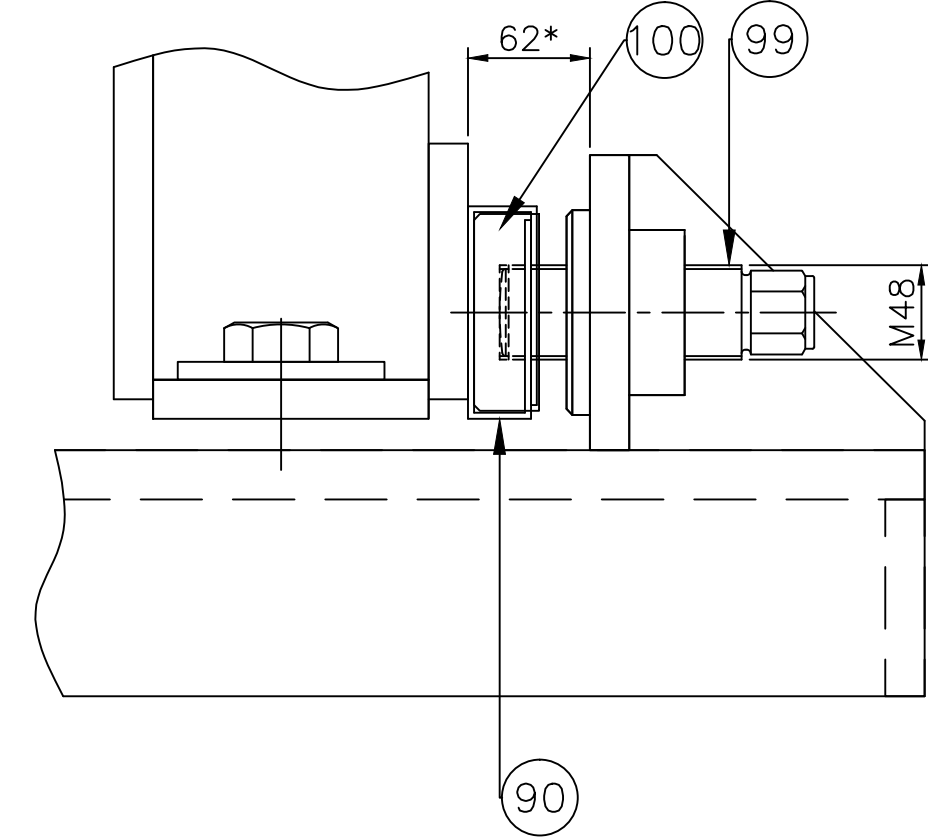
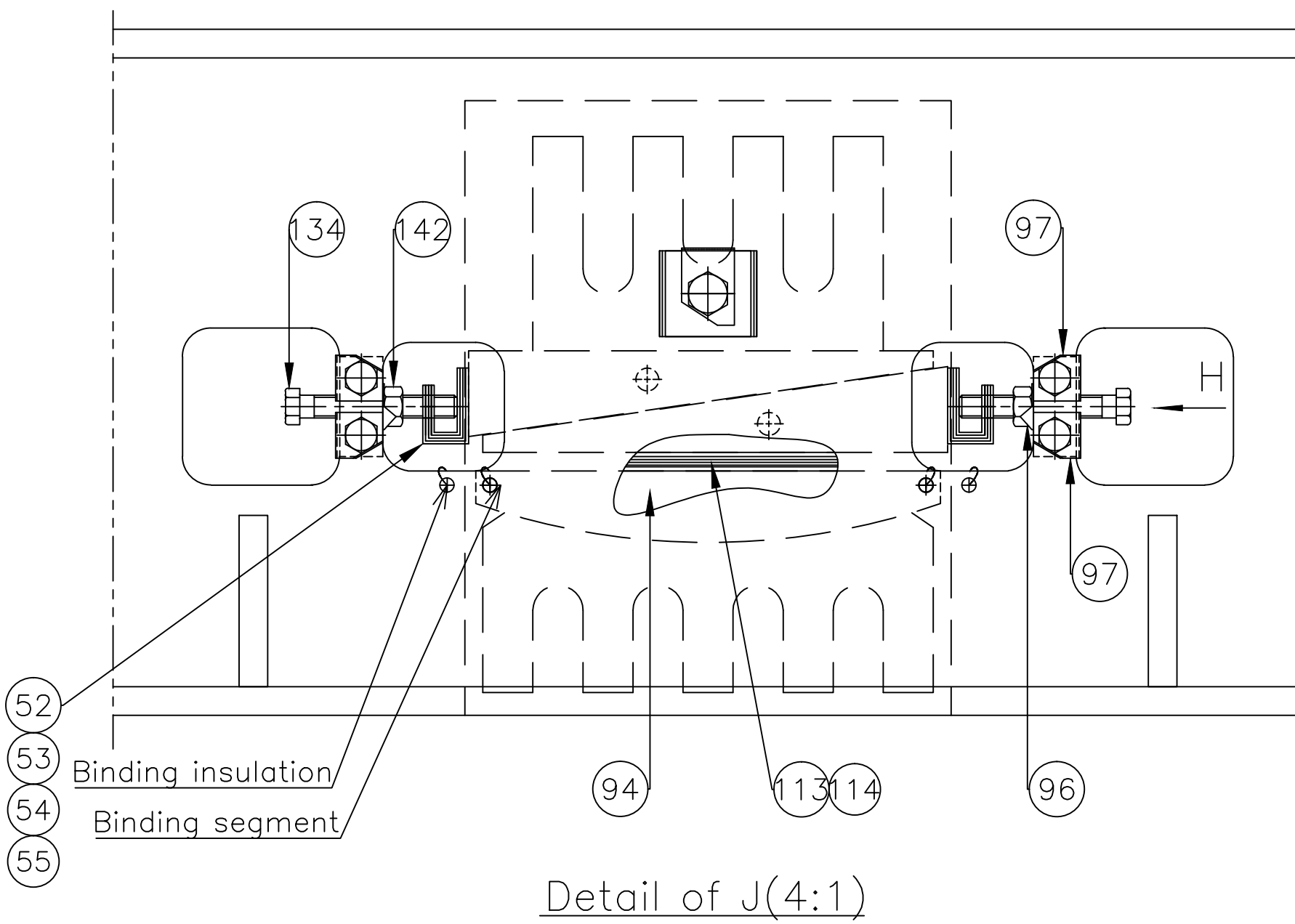
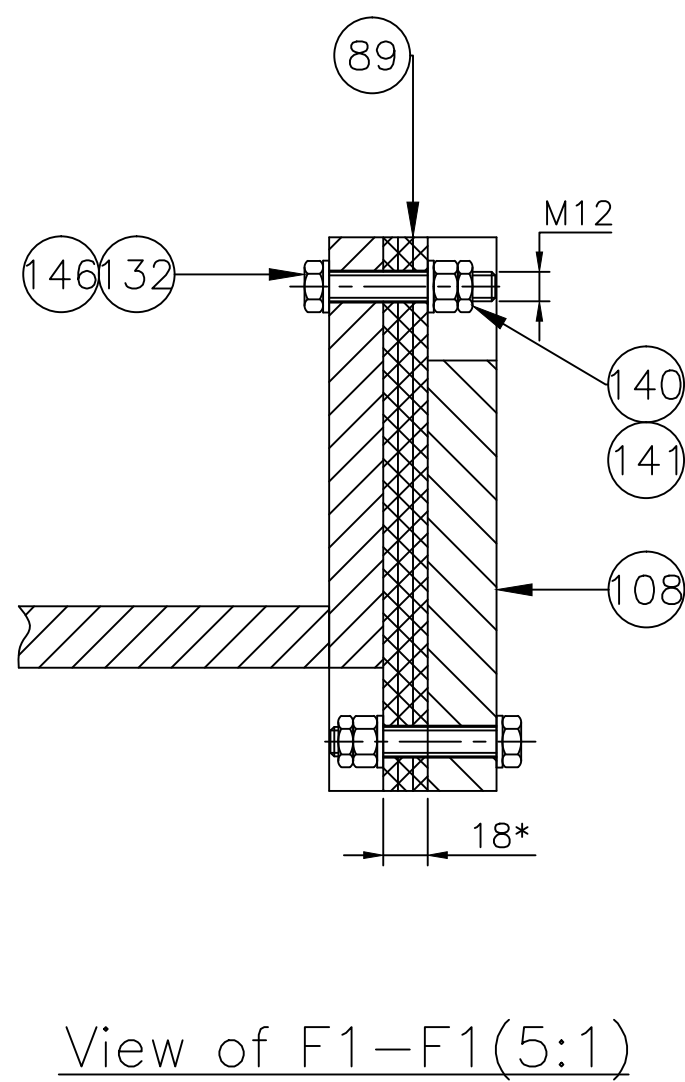
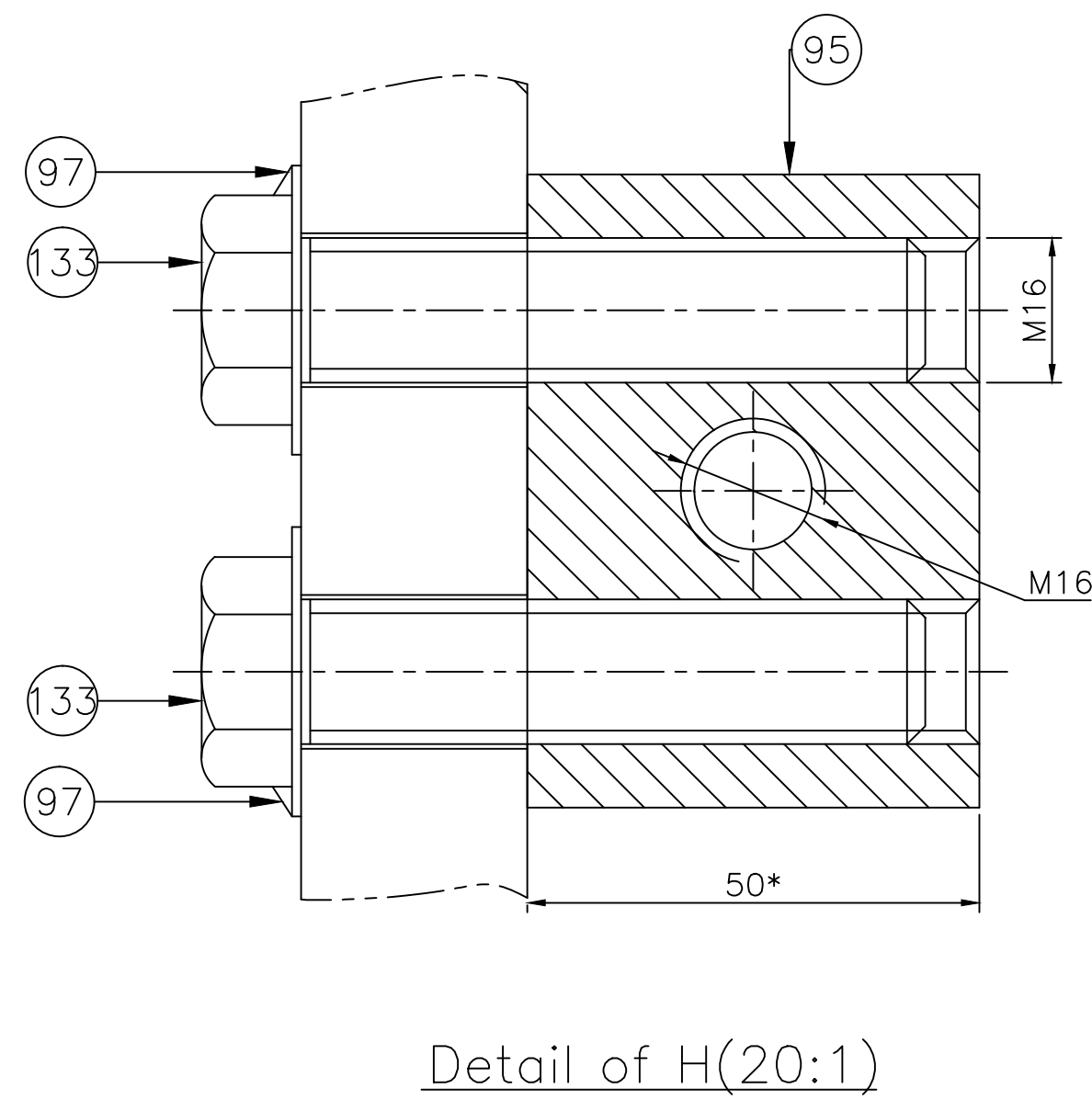
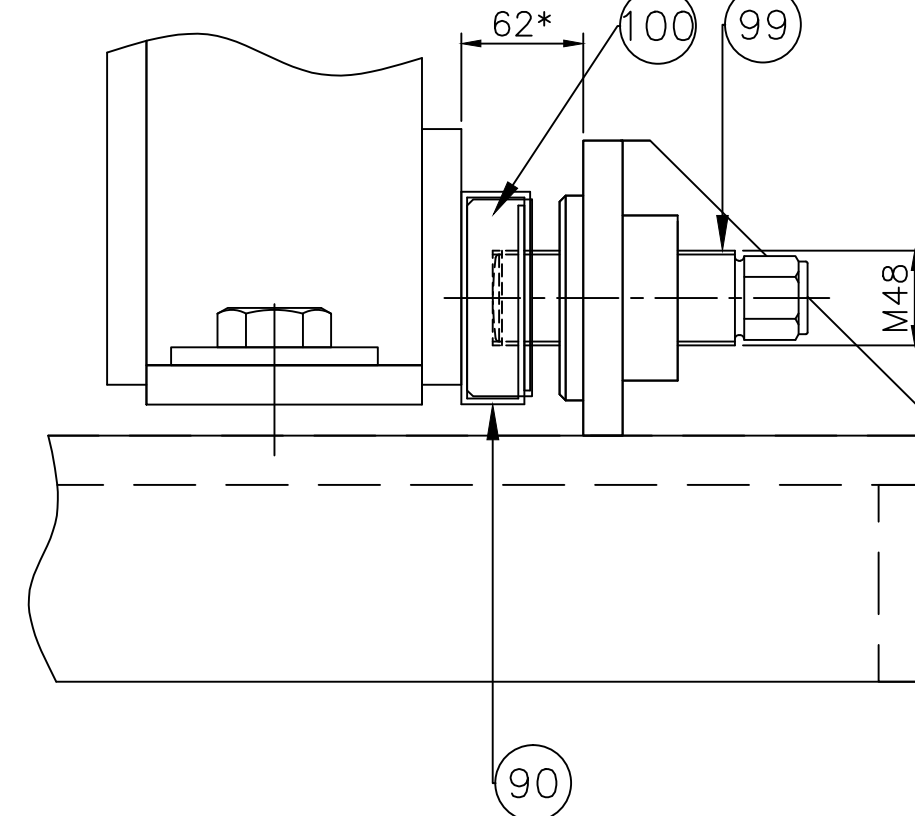
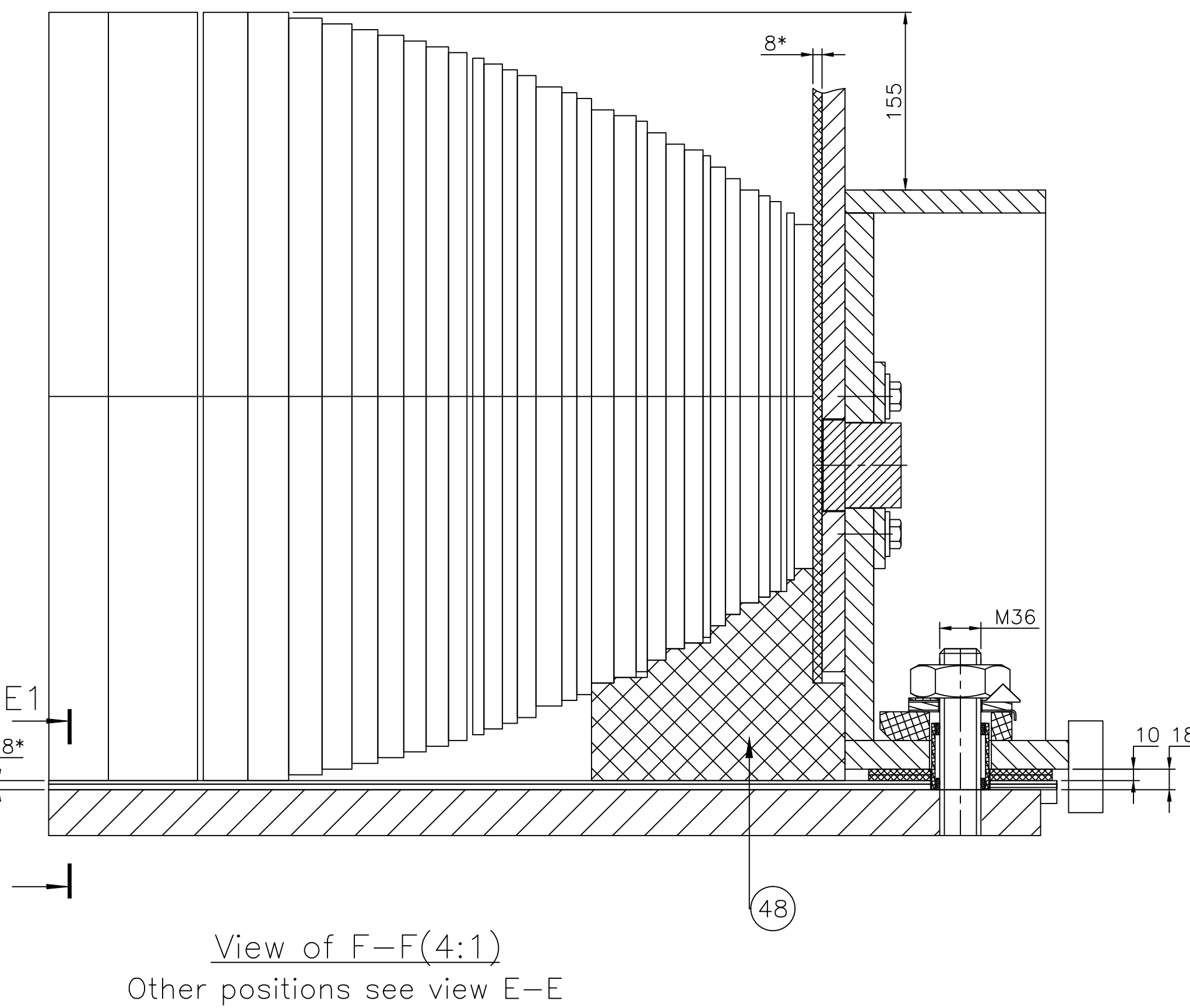
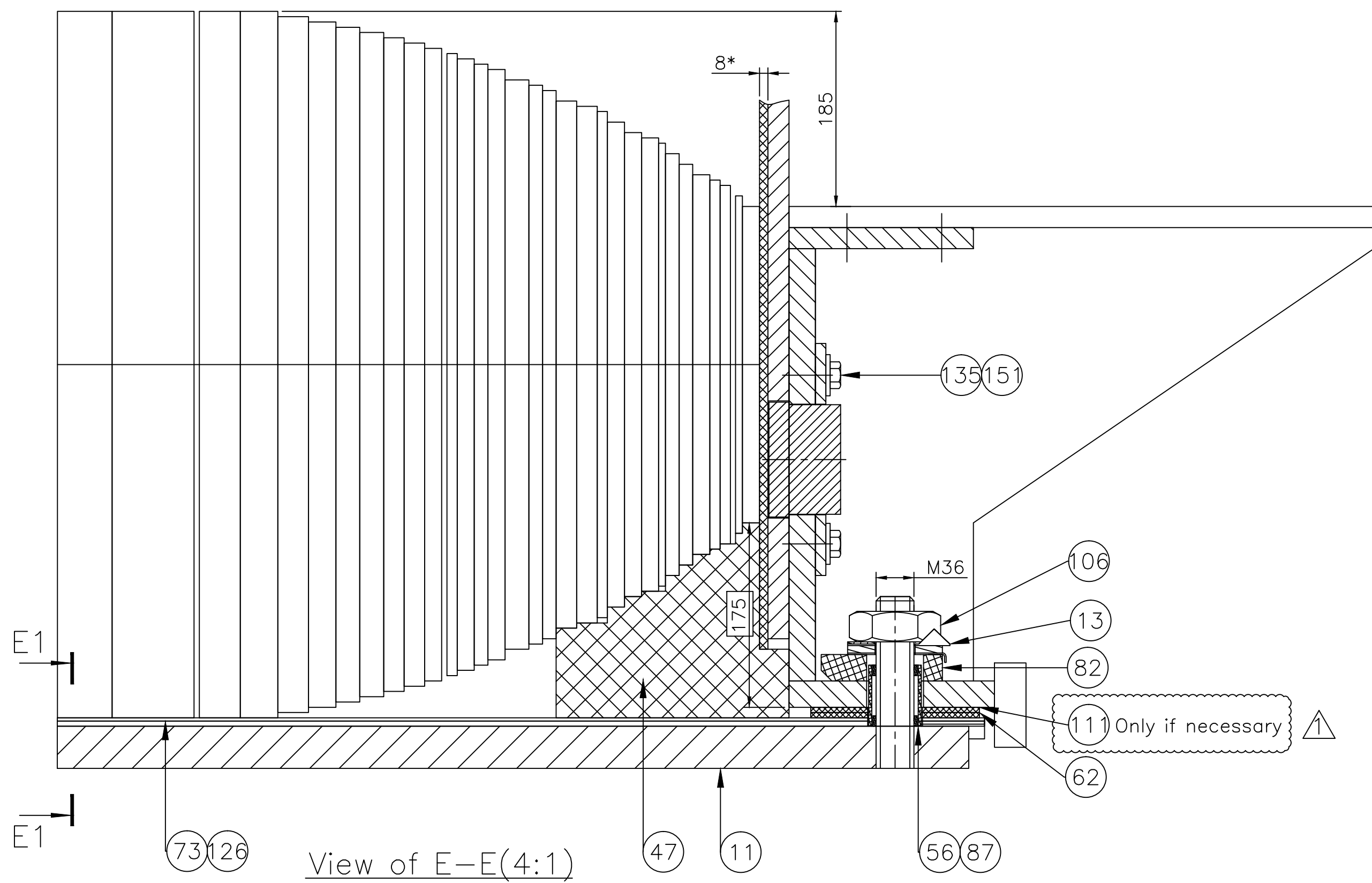
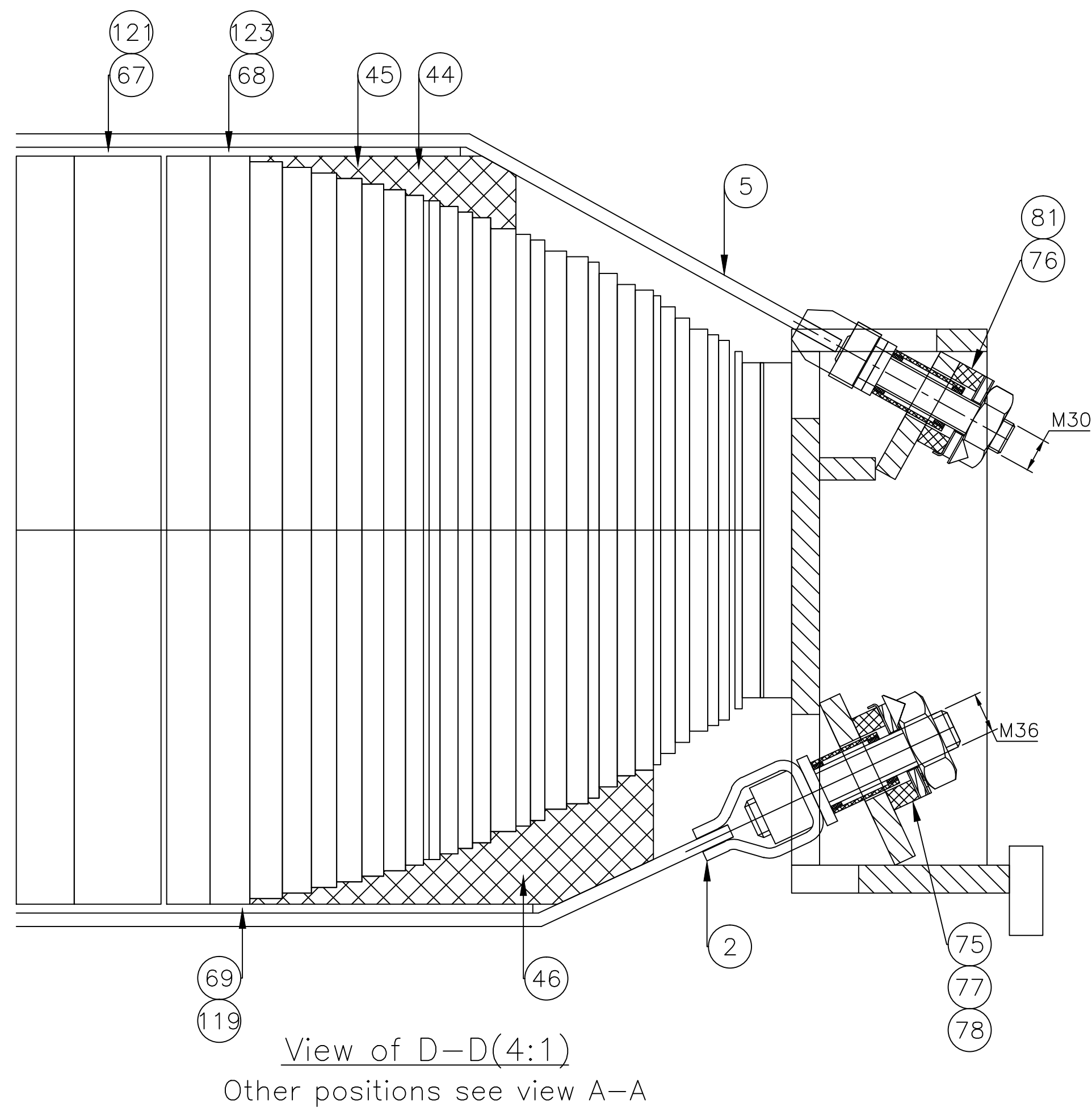
0 498 70 0000



View of B-B(4:1)

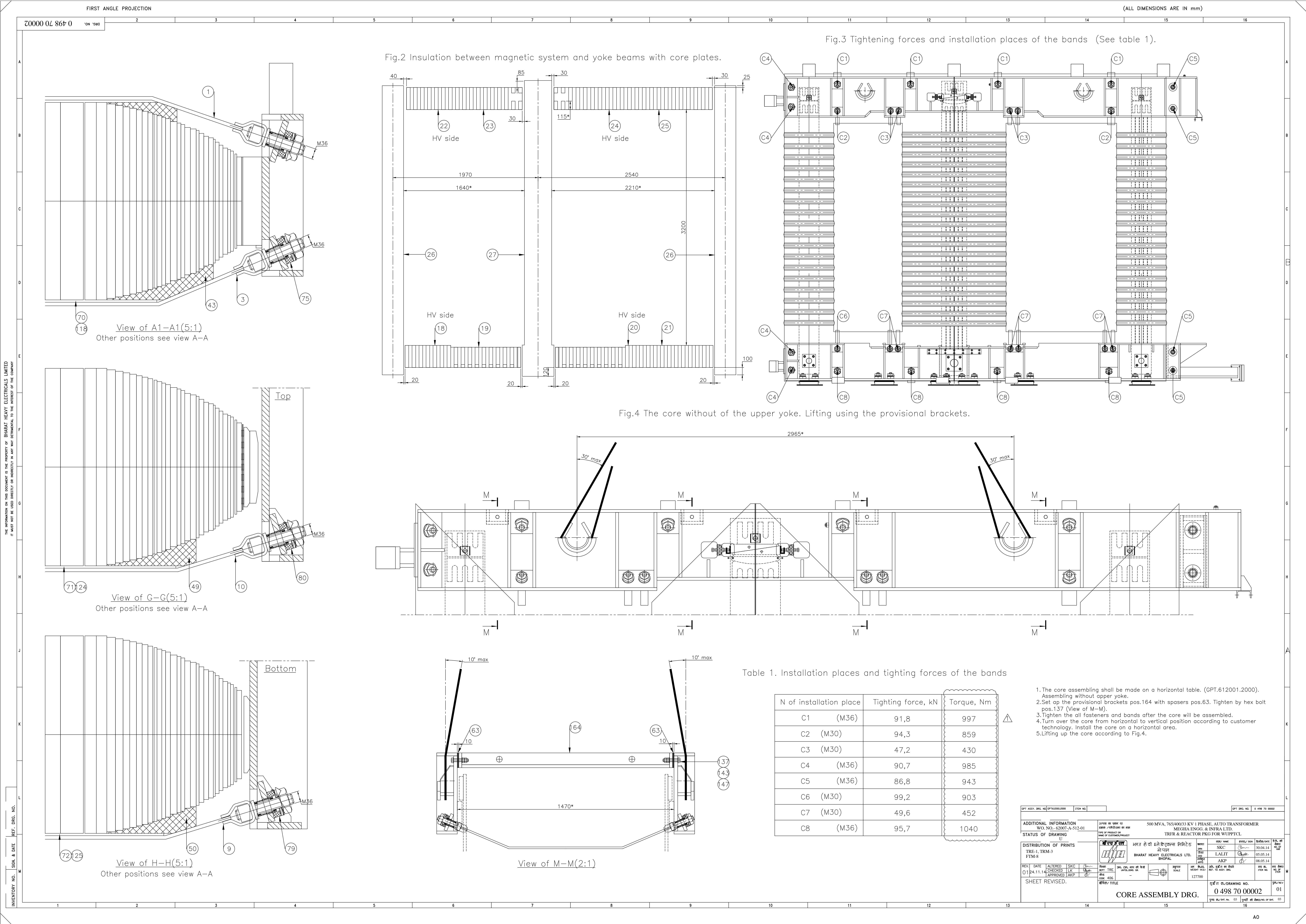
View of C-C(4:1)  
Other positions see view B-BInstallation scheme of the band  
insulation (10:1)

View of E1-E1(5:1)



OPT. ASSY. DRG. NO. 0 498 70 0000		ITEM NO.		OPT. DRG. NO. 0 498 70 0000	
ADDITIONAL INFORMATION		500 MVA, 765/400/23 KV 1 PHASE AUTO TRANSFORMER		MEGHA ENGG. & INFRA LTD.	
WO. NO. - 62007-A-512-01		TRFR & REACTOR PKG FOR WUPPTCL			
STATUS OF DRAWING		DISTRIBUTION OF PRINTS			
D		TRE-I, TRM-3		SKC	
U		FTM-S		LALIT	
				ANKI	
				05.05.14	
				05.05.14	
				05.05.14	
				05.05.14	
				05.05.14	
				05.05.14	
				05.05.14	
				05.05.14	
				05.05.14	
				05.05.14	
				05.05.14	
				05.05.14	
				05.05.14	
				05.05.14	
				05.05.14	
				05.05.14	
				05.05.14	
				05.05.14	
				05.05.14	
				05.05.14	
				05.05.14	
				05.05.14	
				05.05.14	
				05.05.14	
				05.05.14	
				05.05.14	
				05.05.14	
				05.05.14	
				05.05.14	
				05.05.14	
				05.05.14	
				05.05.14	
				05.05.14	
				05.05.14	
				05.05.14	
				05.05.14	
				05.05.14	
				05.05.14	
				05.05.14	
				05.05.14	
				05.05.14	
				05.05.14	
				05.05.14	
				05.05.14	
				05.05.14	
				05.05.14	
				05.05.14	
				05.05.14	
				05.05.14	
				05.05.14	
				05.05.14	
				05.05.14	
				05.05.14	
				05.05.14	
				05.05.14	
				05.05.14	
				05.05.14	
				05.05.14	
				05.05.14	
				05.05.14	
				05.05.14	
				05.05.14	
				05.05.14	
				05.05.14	
				05.05.14	
				05.05.14	
				05.05.14	
				05.05.14	
				05.05.14	
				05.05.14	
				05.05.14	
				05.05.14	
				05.05.14	
				05.05.14	
				05.05.14	
				05.05.14	
				05.05.14	
				05.05.14	
				05.05.14	
				05.05.14	
				05.05.14	
				05.05.14	
				05.05.14	
				05.05.14	
				05.05.14	
				05.05.14	
				05.05.14	
				05.05.14	
				05.05.14	
				05.05.14	
				05.05.14	
				05.05.14	
				05.05.14	
				05.05.14	
				05.05.14	
				05.05.14	
				05.05.14	
				05.05.14	
				05.05.14	
				05.05.14	
				05.05.14	
				05.05.14	
				05.05.14	
				05.05.14	
				05.05.14	
				05.05.14	
				05.05.14	
				05.05.14	
				05.05.14	
				05.05.14	
				05.05.14	
				05.05.14	
				05.05.14	
				05.05.14	
				05.05.14	
				05.05.14	
				05.05.14	
				05.05.14	
				05.05.14	
				05.05.14	
				05.05.14	
				05.05.14	
				05.05.14	
				05.05.14	
				05.05.14	
				05.05.14	
				05.05.14	
				05.05.14	
				05.05.14	
				05.05.14	
				05.05.14	
				05.05.14	
				05.05.14	
				05.05.14	
				05.05.14	
				05.05.14	
				05.05.14	
				05.05.14	
				05.05.14	
				05.05.14	
				05.05.14	
				05.05.14	
				05.05.14	
				05.05.14	





BILL OF MATERIAL	DEP NO	NO OF IT    VAR		TYPE OF PRODUCT	WORK ORDER 62007A51201	DRG NO 14987000018	CORE CODE 65170702	REV 02		
		49	1	500MVA,765KV,1PH. MEGA	TITLE BOTTOM END FRAME H.V.SIDE      BOTTOM END FRA				SHT NO 1      OF 4	

DU	VAR03	VAR02	VAR01	VAR00	REMARKS	IT NO	DESCRIPTION						DRAWING NO	IT.	MATCODE		A / C	UT	UNIT WT		G / S
							MAT SIZE						DETAILS	VAR	MAT SPEC				QTY	ZONE	
				00005	PART 1 TO DETAIL	001	RIB								AA10740			KG	10.900		
							TK	WDT	LEN	ID	OD	DIM1									
							20	150	460												
				00001	PART 2 TO DETAIL	002	RIB								AA10108			KG	9.400		
							TK	WDT	LEN	ID	OD	DIM1									
							20	150	460												
				00002	PART 3-01 TO DETAIL	003	RIB								AA10740			KG	1.540		
							TK	WDT	LEN	ID	OD	DIM1									
							20	100	150												
				00001	PART 3-02 TO DETAIL	004	RIB								AA10108			KG	1.850		
							TK	WDT	LEN	ID	OD	DIM1									
							20	160	115												
				00002	PART 4-01 TO DETAIL	006	RIB								AA10740			KG	16.900		
							TK	WDT	LEN	ID	OD	DIM1									
							20	430	465												
				00002	PART 29 TO DETAIL	007	RIB								AA10740			KG	23.300		
							TK	WDT	LEN	ID	OD	DIM1									
							25	430	530												
				00002	PART 5 TO DETAIL	008	RIB								AA10740			KG	16.200		
							TK	WDT	LEN	ID	OD	DIM1									
							20	380	460												
				00002	PART 6 TO DETAIL	009	RIB								AA10740			KG	11.100		
							TK	WDT	LEN	ID	OD	DIM1									
							20	175	460												
				00001	PART 7 TO DETAIL	010	PLATE								AA10108			KG	431.000		
							TK	WDT	LEN	ID	OD	DIM1									
							25	460	5360												
				00001	PART 8 TO DETAIL	011	PLATE								AA10740			KG	37.100		
							TK	WDT	LEN	ID	OD	DIM1									
							20	175	1356												
				00001	PART 9 TO DETAIL	012	PLATE								AA10108			KG	19.300		
							TK	WDT	LEN	ID	OD	DIM1									
							20	175	800												
				00001	PART 10 TO DETAIL	013	PLATE								AA10740			KG	26.000		
							TK	WDT	LEN	ID	OD	DIM1									
							20	175	1110												

DISTRIBUTION DETAILS				REV NO. 2		PREP BY		CKD BY		APPD BY		DATE 03 APR 2015	
TRE	TRM			PREP BY		CKD BY		APPD BY		DATE			
1	3			RT		LK		AKP		24 APR 2014		DRG NO 14987000018	
												SHT 1 OF 4	

BILL OF MATERIAL	DEP NO	NO OF IT    VAR		TYPE OF PRODUCT	WORK ORDER		DRG NO	CORE CODE	REV		
					62007A51201	14987000018	65170702	02			
		49	1		500MVA,765KV,1PH. MEGA	TITLE					SHT NO
					BOTTOM END FRAME H.V.SIDE				BOTTOM END FRA		2    OF    4

DU	VAR03	VAR02	VAR01	VAR00	REMARKS	IT NO	DESCRIPTION	DRAWING NO	IT.	MATCODE	A / C	UT	UNIT WT	G / S	
							MAT SIZE			DETAILS			MAT SPEC	QTY	ZONE
				00001	PART 11 TO DETAIL	014	PLATE					KG	196.000		
							TK WDT LEN ID OD DIM1								AA10108
							25 195 5360								
				00001	PART 12-01 TO DETAIL	015	PLATE					KG	3.420		
							TK WDT LEN ID OD DIM1								AA10108
							20 160 150								
				00002	PART 12-02 TO DETAIL	016	PLATE					KG	4.420		
							TK WDT LEN ID OD DIM1								AA10108
							20 160 190								
				00001	PART 12-03 TO DETAIL	017	PLATE					KG	5.680		
							TK WDT LEN ID OD DIM1								AA10108
							20 160 240								
				00001	PART 12-04 TO DETAIL	018	PLATE					KG	2.470		
							TK WDT LEN ID OD DIM1								AA10108
							20 120 150								
				00002	PART 12-05 TO DETAIL	019	PLATE					KG	4.260		
							TK WDT LEN ID OD DIM1								AA10108
							20 144 220								
				00002	PART 13 TO DETAIL	020	PLATE					KG	4.560		
							TK WDT LEN ID OD DIM1								AA10740
							20 140 240								
				00001	PART 14 TO DETAIL	021	PLATE					KG	3.810		
							TK WDT LEN ID OD DIM1								AA10740
							20 120 240								
				00002	PART 15 TO DETAIL	022	PLATE					KG	2.100		
							TK WDT LEN ID OD DIM1								AA10108
							10 180 180								
				00001	PART 16 TO DETAIL	023	PLATE					KG	3.020		
							TK WDT LEN ID OD DIM1								AA10108
							10 220 220								
				00001	PART-17 TO DETAIL	024	LOCK PIN					KG			
							TK WDT LEN ID OD DIM1								AA10501
				00002	PART-18 TO DETAIL	025	LOCK PIN					KG			
							TK WDT LEN ID OD DIM1								AA10501

DISTRIBUTION DETAILS				REV NO. 2		PREP BY		CKD BY		APPD BY		DATE 03 APR 2015	
TRE	TRM			PREP BY		CKD BY		APPD BY		DATE			
1	3			RT		LK		AKP		24 APR 2014		DRG NO 14987000018	
												SHT 2 OF 4	

BILL OF MATERIAL	DEP NO	NO OF IT	VAR	TYPE OF PRODUCT	WORK ORDER 62007A51201	DRG NO 14987000018	CORE CODE 65170702	REV 02		
		49	1	500MVA,765KV,1PH. MEGA	TITLE BOTTOM END FRAME H.V.SIDE				BOTTOM END FRA	
									SHT NO 3 OF 4	

DU	VAR03	VAR02	VAR01	VAR00	REMARKS	IT NO	DESCRIPTION						DRAWING NO	IT.	MATCODE		A / C	UT	UNIT WT		G / S
							MAT SIZE								DETAILS				MAT SPEC		
				00002	PART 19-01 TO DETAIL	026	PLATE										KG	1.220			
							TK	WDT	LEN	ID	OD	DIM1			AA10740						
							20	40	195												
				00002	PART 19-02 TO DETAIL	027	PLATE										KG	2.420			
							TK	WDT	LEN	ID	OD	DIM1			AA10740						
							20	40	380												
				00002	PART 19-03 TO DETAIL	028	PLATE										KG	3.110			
							TK	WDT	LEN	ID	OD	DIM1			AA10740						
							20	40	490												
				00002	PART 19-04 TO DETAIL	029	PLATE										KG	3.490			
							TK	WDT	LEN	ID	OD	DIM1			AA10740						
							20	40	555												
				00004	PART 20 TO DETAIL	030	PLATE										KG	6.300			
							TK	WDT	LEN	ID	OD	DIM1			AA10108						
							80	80	170												
				00004	PART 21	031	FIXING PIN										KG	0.010			
					DIA. 20X10 THIKNESS		TK	WDT	LEN	ID	OD	DIM1			AA10112						
							10			14	20										
				00004	PART 22 TO DETAIL	032	PLATE										KG	0.056			
							TK	WDT	LEN	ID	OD	DIM1			AA10108						
							8	20	40												
				00002	PART 23 TO DETAIL	033	PLATE										KG	5.200			
							TK	WDT	LEN	ID	OD	DIM1			AA10740						
							20	175	189												
				00001	PART 24 TO DETAIL	034	ANGLE										KG				
							TK	WDT	LEN	ID	OD	DIM1			AA10108						
				00001	PART 24-01 TO DETAIL	035	ANGLE										KG	3.390			
							TK	WDT	LEN	ID	OD	DIM1			AA10108						
				00002	PART 25 TO DETAIL	036	PLATE										KG	1.690			
							TK	WDT	LEN	ID	OD	DIM1			AA10108						
							16	90	150												
				00001	PART 26 TO DETAIL	037	PLATE										KG				
							TK	WDT	LEN	ID	OD	DIM1			AA10108						
							16	70	125												

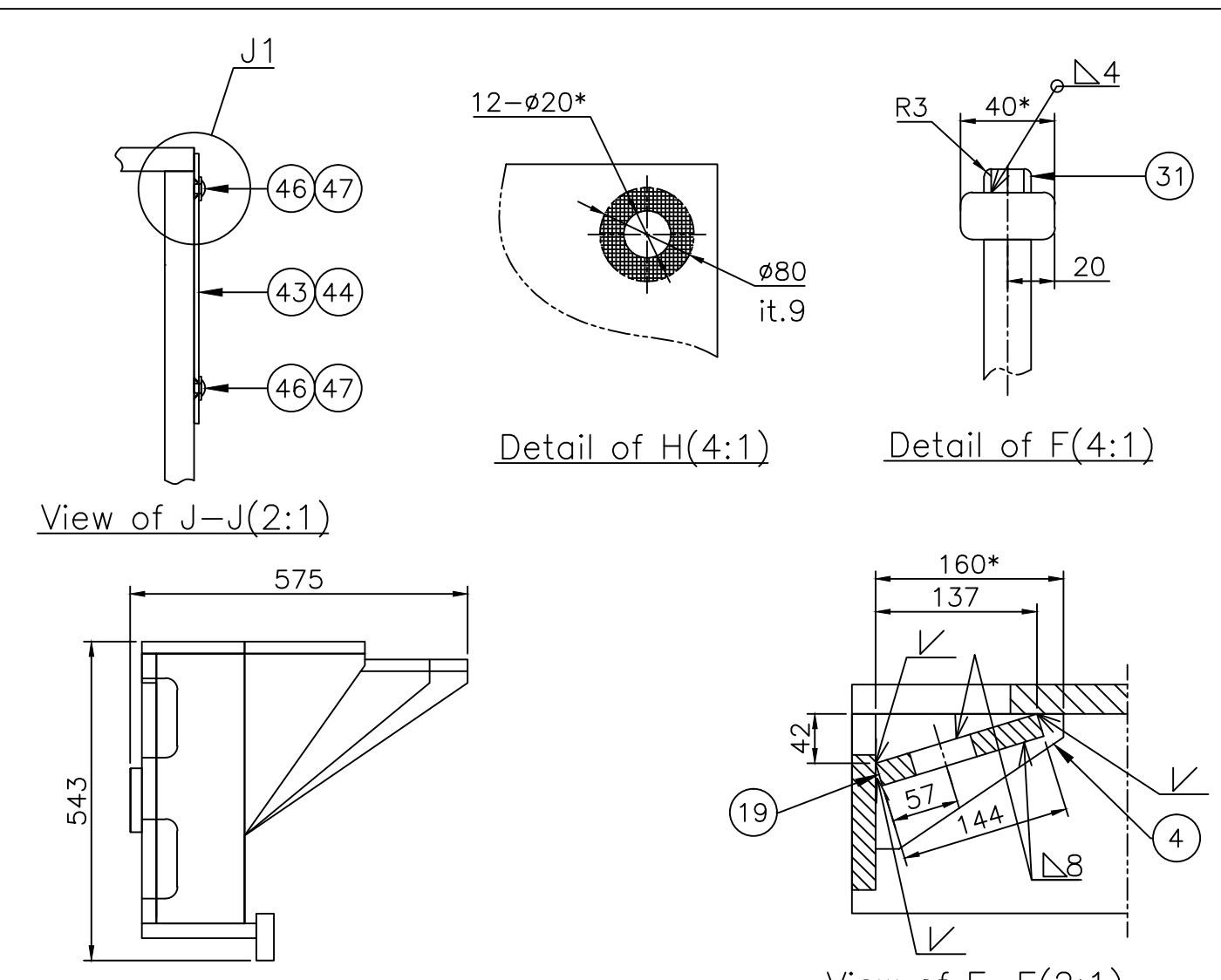
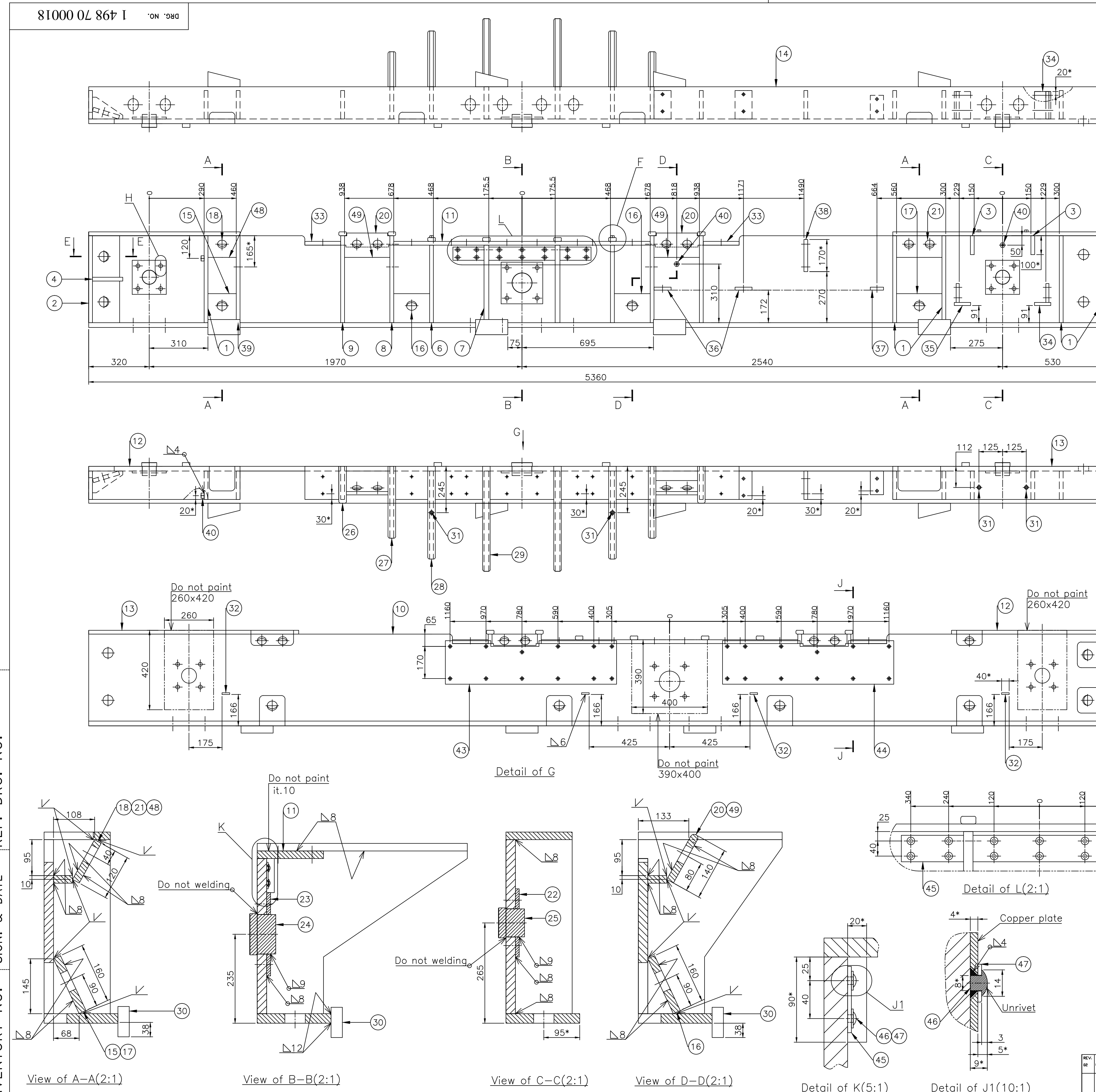
DISTRIBUTION DETAILS				REV NO. 2		PREP BY		CKD BY		APPD BY		DATE 03 APR 2015	
TRE	TRM			PREP BY		CKD BY		APPD BY		DATE			
1	3			RT		LK		AKP		24 APR 2014		DRG NO 14987000018	
												SHT 3 OF 4	





FIRST ANGLE PROJECTION

(ALL DIMENSIONS ARE IN mm)



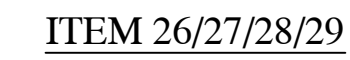
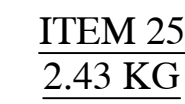
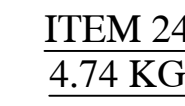
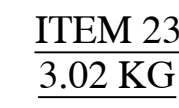
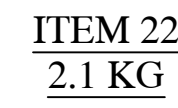
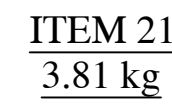
- NOTES:-
- FOR DELINKED BOM REFER COMPUTER BOM NO. 24987000022.
  - \*REFERENCE DIMENSIONS.
  - ALL SHARP EDGES OF THE YOKE BEAM MUST BE ROUNDED.
  - WELDING OF LOW-MAGNETIC STEEL SHALL BE MADE BY STAINLESS ELECTRODE.
  - SURFACE COATING SHALL BE UNDER CUSTOMER TECHNICAL INSTRUCTION - OIL PROOF.
  - THE FACE SIDE OF THE GROUNDING PAD DO NOT PAINT.
  - ALL THE RIBS SHALL BE WELDED BY  $\Delta 8$ .
  - ALL THE ANGLES SHALL BE WELDED BY  $\Delta 6$ .
  - ALL WELD SEAMS, WHICH ARE NOT SPECIFIED, SHALL BE WELDED BY  $\Delta 8$ .
  - DO NOT PAINT AROUND THE HOLE WITH DIA.  $\geq 20$ MM (12 HOLES), (DETAIL OF H).
  - DO NOT PAINT THE TOP FACE OF THE PLATE POS.11 AND POS.33.
  - DO NOT PAINT THE AREA ACCORDING TO (DETAIL OF G).
  - THE COPPER PLATES POS.43,44,45 SHALL BE UNRIVETED BY PIN POS.46. (SEE DETAIL OF J1).
  - INSTALLATION ORDER OF THE COPPER PLATE POS.45:  
-WELDING THE PINS POS.46 ON THE PLATE POS.10.  
-INSTALL THE COPPER PLATE TOGETHER WITH THE RIBS POS.7.  
-UNRIVET THE COPPER PLATE BY THE PINS POS.46 AFTER THE YOKE BEAM WILL BE WELDED.
  - THE REST OF UNSPECIFIED TECHNICAL REQUIREMENTS SHALL BE IN ACCORDANCE WITH NORMATIVE DOCUMENTS OF CUSTOMER.
  - ALL DIM. ARE CRITICAL UNLESS OTHERWISE STATED.

3	49	plate	MS AA10740		20x50x240	
48	plate	MS AA10740		20x50x150		
38	47	Washer	MS AA10113	Part 34		
38	46	Pin	MS AA10112		$\phi 8 \times 11 (+0.5)$	
1	45	Plate	Copper	Part 33	4x70x730	
1	44	Plate	Copper	Part 32	4x230x905	
1	43	Plate	Copper	Part 31	4x230x905	
3	40	Grounding pad	SS AA10740	GPT.612001.2009		
1	39	Rib	SS AA10740	Part 28	20x158x460	
1	38	Plate	MS AA10108	Part 27	20x150x170	
1	37	Plate	MS AA10108	Part 26	16x70x125	
2	36	Plate	MS AA10108	Part 25	16x90x150	
1	35	Angle	MS AA10108	Part 24-01		
1	34	Angle	MS AA10108	Part 24		
2	33	Plate	SS AA10740	Part 23	20x175x189	
4	32	Plate	MS AA10108	Part 22	8x20x40	
4	31	Fixing pin	MS AA10112	Part 21	$\phi 20 \times 10$	
4	30	Plate	MS AA10108	Part 20	80x80x170	
2	29	Plate	SS AA10740	Part 19-04	20x40x4	
2	28	Plate	SS AA10740	Part 19-03	20x40x4	
2	27	Plate	SS AA10740	Part 19-02	20x40x4	
2	26	Plate	SS AA10740	Part 19-01	20x40x4	
2	25	Lock pin	HTS AA10501	Part 18		
1	24	Lock pin	HTS AA10501	Part 17		
1	23	Plate	MS AA10108	Part 16	10x220x220	
2	22	Plate	MS AA10108	Part 15	10x180x180	
1	21	Plate	SS AA10740	Part 14	20x120x240	
2	20	Plate	SS AA10740	Part 13	20x140x240	
2	19	Plate	MS AA10108	Part 12-05	20xAxC	
1	18	Plate	MS AA10108	Part 12-04	20xAxC	
1	17	Plate	MS AA10108	Part 12-03	20xAxC	
2	16	Plate	MS AA10108	Part 12-02	20xAxC	
1	15	Plate	MS AA10108	Part 12-01	20xAxC	
1	14	Plate	MS AA10108	Part 11	25x195x5360	
1	13	Plate	SS AA10740	Part 10	20x175x1110	
1	12	Plate	MS AA10108	Part 9	20x175x800	
1	11	Plate	SS AA10740	Part 8	20x175x1356	
1	10	Plate	MS AA10108	Part 7	25x480x5360	
2	9	Rib	SS AA10740	Part 6	20x175x460	
2	8	Rib	SS AA10740	Part 5	20x380x460	
2	7	Rib	SS AA10740	Part 29	25x430x530	
2	6	Rib	SS AA10740	Part 4-01	TxAxB	
1	4	Rib	MS AA10108	Part 3-02	20xAxB	
2	3	Rib	SS AA10740	Part 3-01	20xAxB	
1	2	Rib	MS AA10108	Part 2	20x150x460	
5	1	Rib	SS AA10740	Part 1	20x150x460	

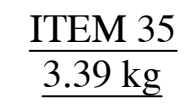
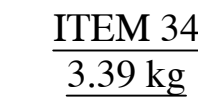
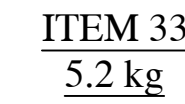
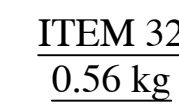
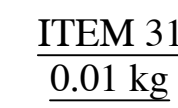
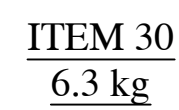
GPT ASSY. DRG. NO.		GPT 612001.2000		ITEM NO.		32		GPT DRG. NO.		GPT 612001.2050																															
ADDITIONAL INFORMATION W.O. NO. - 62007-A-512-01				500 MVA, 765/400/33 KV 1 PHASE. AUTO TRANSFORMER MAGNETA ENGINE & MATERIAL TRFR & REACTOR PKG FOR WUPPTCL																																					
STATUS OF DRAWING U				TYPE OF PRODUCT OR NATURE OF CUSTOMER PRODUCT																																					
DISTRIBUTION OF PRINTS TRE-1, TRM-3 FTM-8								<table><tr><td>REV.</td><td>DATE</td><td>ALTERED</td><td>CHK</td><td>DATE</td><td>ALTERED</td><td>CHK</td><td>DATE</td><td>ALTERED</td><td>CHK</td></tr><tr><td>02</td><td>26/10/2004</td><td>CHECKED</td><td>LALIT</td><td>01</td><td>01/10/2004</td><td>CHECKED</td><td>LALIT</td><td>02</td><td>08/05/14</td></tr><tr><td colspan="4">APPROVED</td><td colspan="4">AKP</td><td colspan="2"></td></tr></table>				REV.	DATE	ALTERED	CHK	DATE	ALTERED	CHK	DATE	ALTERED	CHK	02	26/10/2004	CHECKED	LALIT	01	01/10/2004	CHECKED	LALIT	02	08/05/14	APPROVED				AKP					
REV.	DATE	ALTERED	CHK	DATE	ALTERED	CHK	DATE	ALTERED	CHK																																
02	26/10/2004	CHECKED	LALIT	01	01/10/2004	CHECKED	LALIT	02	08/05/14																																
APPROVED				AKP																																					
DRG TITLE CHANGED IT. 033 SIZE WAS 8X20X40 IN BOM. ON SHEET 2 IT. 014 UPDATED.				REVISION ITEM 048 & 049 ADDED. ITEM 040 DATE 01/10/2004 BY LALIT, ENCL. DRG. 36				REVISION SCALE 1082																																	
				1 498 70 00002				1 498 70 00018																																	
				BOTTOM HV YOKE BEAM																																					

INVENTORY NO.

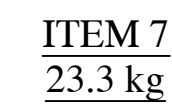
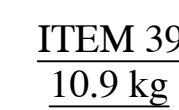
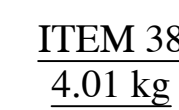
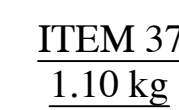
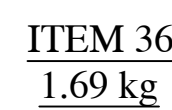
DRG. NO.



Dimensions, mm




Mirror reflection of Part.24



GPT ASSY. DRG. NO.	GPT 612001.2000	ITEM NO.	32	GPT DRG. NO.	GPT 612001.2050
--------------------	-----------------	----------	----	--------------	-----------------

ADDITIONAL INFORMATION WO, NO.- 62007-A-512-01	उपस्थित का प्रकार या वर्णक / परिवर्तिका का नाम	500 MVA, 765/400/33 KV 1 PHASE, AUTO TRANSFORMER MEGHA ENGG. & INFRA LTD.
STATUS OF DRAWING U	TYPE OF PRODUCT OR NAME OF CUSTOMER/PROJECT	TRFR & REACTOR PKG FOR WUPPTCL

DISTRIBUTION OF PRINTS  TRE-1, TRM-3 FTM-8		भारत हेवी इलेक्ट्रिकल्स लिमिटेड भोपाल BHARAT HEAVY ELECTRICALS LTD. BHOPAL	कार्ड	ISSR/ NAME	एसी/ SIGN	डिलीवरी/DATE	पृ. सं. की संख्या NO. OF CP
			डॉन	SKC	<i>[Signature]</i>	30.04.14	
			पेसा	LALIT	<i>[Signature]</i>	05.05.14	
			ओड	AKP	<i>[Signature]</i>	08.05.14	
			नियंत्रक				-

REV.	DATE	ALTERED	SKC	REVISION	उप. चक्र. नाम एवं संख्या	अनुपात	भार	उपरो. दृष्टि का वर्णन	मद सं.	मद संख्या
01	31/10/2018	CHECKED	LALIT	TRE	UNTEL. BMS. GR.	SCALE	WEIGHT G/GS	REF. TO ASSY. DWS	ITEM NO.	NO. OF ITEM
		APPROVED	AKP	406	-		1082	0 498 70 00002	32	-
DRG TITLE CHANGED.										

IT, 033 SIZE WAS 8X20X40 IN BOM. ON SHEET 2 IT, 014 UPDATED	शीटिंग/TITLE  BOTTOM HV YOKE BEAM	ड्रिंग क्र./DRAWING NO. 1 498 70 00018	पृष्ठ./REV 02
		पृष्ठ क्र./श. क्र. (1) पृष्ठों की संख्या/NO. OF श. (14)	

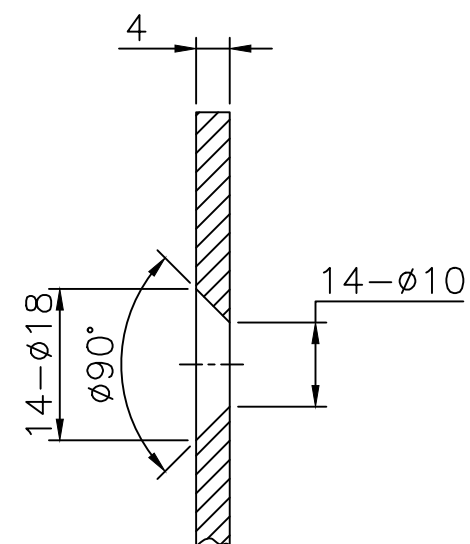
INVENTORY NO.	SGN. & DATE	REF. DRG. NO.
---------------	-------------	---------------

(ALL DIMENSIONS ARE IN mm)

Technical drawing of a rectangular plate with dimensions and a section line A-A. The overall dimensions are 905 mm in width and 230 mm in height. The width is divided into segments of 240 mm, 255 mm, and 410 mm. The height is divided into segments of 30 mm, 170 mm, and 30 mm. The plate has a central rectangular cutout with a width of 190 mm and a height of 170 mm. The cutout is positioned 25 mm from the left edge and 30 mm from the bottom edge. The plate has a thickness of 25 mm. A section line A-A is indicated by a horizontal line with arrows pointing to the right, labeled 'A'.



1.Round with 2mm radius



Technical drawing of a rectangular plate with a semi-circular notch and a central hole. The drawing includes dimensions for the overall size, notch, and hole, as well as section lines A-A.

Overall dimensions: 905 (width) x 300 (height).

Notch dimensions: 255 (width) x 30 (depth).

Hole dimensions: 240 (width) x 170 (height).

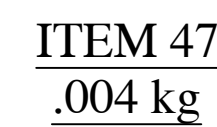
Section lines A-A are indicated on the left side of the drawing.

Dimensions for the plate layout (from left to right): 25, 95, 190, 190, 190, 190, 25.

Dimensions for the plate layout (from top to bottom): 30, 170, 30.



1.Round with 2mm radius



GPT ASSY. DRG. NO.			GPT 612001.2000			ITEM NO.			32			GPT DRG. NO.			GPT 612001.2050											
ADDITIONAL INFORMATION WO. NO. - 02007-A-512-01									उपरोक्त का चरण का चित्र निर्माण करने के लिए TYPE OF PRODUCT OR NAME OF CUSTOMER/PRODUCT									500 MVA, 765/400/33 KV I PHASE, AUTO TRANSFORMER MEGHA ENG. & INFRA LTD. TRFR & REACTOR PKG FOR WUPPTCL								
STATUS OF DRAWING									U																	
DISTRIBUTION OF PRINTS TRE-1, TRM-3 FTM-8																		श्री. एच. ई. लि. के. इले. इंफ्रा. लि. श्री. एच. ई. लि. के. इले. इंफ्रा. लि. श्री. एच. ई. लि. के. इले. इंफ्रा. लि. श्री. एच. ई. लि. के. इले. इंफ्रा. लि. श्री. एच. ई. लि. के. इले. इंफ्रा. लि.								
REV. DATE ALTERED SKC									REV. DATE ALTERED SKC									REV. DATE ALTERED SKC								
02 04/04/2015 CHECKED LALIT									02 04/04/2015 CHECKED LALIT									02 04/04/2015 CHECKED LALIT								
APPROVED AKP									APPROVED AKP									APPROVED AKP								
SHEET NO.01 REVISED									Dwg TITLE CHANGED IT. 03 SIZE WAS KX20X30 IN BOM. ON SHEET 2 IT. 014 UPDATED									Dwg TITLE CHANGED IT. 03 SIZE WAS KX20X30 IN BOM. ON SHEET 2 IT. 014 UPDATED								
BOTTOM HV YOKE BEAM									BOTTOM HV YOKE BEAM									BOTTOM HV YOKE BEAM								

BILL OF MATERIAL	DEP NO	NO OF IT	VAR	TYPE OF PRODUCT	WORK ORDER 62007A51201	DRG NO 14987000019	CORE CODE 65170703	REV 02		
		50	1	500MVA,765KV,1PH. MEGA	TITLE BOTTOM END FRAME L.V.SIDE				SHT NO 1 OF 4	
					BOTTOM END FRA					

DU	VAR03	VAR02	VAR01	VAR00	REMARKS	IT NO	DESCRIPTION						DRAWING NO	IT.	MATCODE		A / C	UT	UNIT WT		G / S
							MAT SIZE						DETAILS	VAR	MAT SPEC				QTY	ZONE	
				00004	PART 1  TO DETAIL	001	RIB								AA10740			KG	10.900		
							TK	WDT	LEN	ID	OD	DIM1									
							20	150	460												
				00001	PART 2  TO DETAIL	002	RIB								AA10108			KG	9.400		
							TK	WDT	LEN	ID	OD	DIM1									
							20	150	460												
				00002	PART 3-01  TO DETAIL	003	RIB								AA10740			KG	1.540		
							TK	WDT	LEN	ID	OD	DIM1									
							20	100	150												
				00002	PART 3-02  TO DETAIL	004	RIB								AA10108			KG	1.850		
							TK	WDT	LEN	ID	OD	DIM1									
							20	160	115												
				00001	PART 3-03  TO DETAIL	005	RIB								AA10108			KG	1.350		
							TK	WDT	LEN	ID	OD	DIM1									
							20	180	70												
				00002	PART 4-01 TO DETAIL	006	RIB								AA10740			KG	16.900		
							TK	WDT	LEN	ID	OD	DIM1									
							20	430	465												
				00002	PART 5  TO DETAIL	008	RIB								AA10740			KG	16.200		
							TK	WDT	LEN	ID	OD	DIM1									
							20	380	460												
				00002	PART 6  TO DETAIL	009	RIB								AA10740			KG	11.100		
							TK	WDT	LEN	ID	OD	DIM1									
							20	175	460												
				00001	PART 7  TO DETAIL	010	PLATE								AA10108			KG	431.000		
							TK	WDT	LEN	ID	OD	DIM1									
							25	460	5360												
				00001	PART 8  TO DETAIL	011	PLATE								AA10740			KG	37.100		
							TK	WDT	LEN	ID	OD	DIM1									
							20	175	1356												
				00001	PART 9  TO DETAIL	012	PLATE								AA10108			KG	19.300		
							TK	WDT	LEN	ID	OD	DIM1									
							20	175	800												
				00001	PART 10  TO DETAIL	013	PLATE								AA10740			KG	26.000		
							TK	WDT	LEN	ID	OD	DIM1									
							20	175	1110												

DISTRIBUTION DETAILS				REV NO. 2		PREP BY		CKD BY		APPD BY		DATE 03 APR 2015	
TRE	TRM			PREP BY		CKD BY		APPD BY		DATE			
1	3			KVA		LK		AKP		24 APR 2014		DRG NO 14987000019	
												SHT 1 OF 4	

BILL OF MATERIAL	DEP NO	NO OF IT	VAR	TYPE OF PRODUCT	WORK ORDER 62007A51201	DRG NO 14987000019	CORE CODE 65170703	REV 02	
		50	1	500MVA,765KV,1PH. MEGA	TITLE BOTTOM END FRAME L.V.SIDE      BOTTOM END FRA				SHT NO 2      OF 4

DU	VAR03	VAR02	VAR01	VAR00	REMARKS	IT NO	DESCRIPTION	DRAWING NO	IT.	MATCODE	A / C	UT	UNIT WT	G / S			
							MAT SIZE	DETAILS		MAT SPEC			QTY	ZONE			
				00001	PART 11  TO DETAIL	014	PLATE					KG	196.000				
							TK	WDT	LEN	ID	OD		DIM1		AA10108		
							25	195	5360								
				00001	PART 12-01  TO DETAIL	015	PLATE					KG	3.420				
							TK	WDT	LEN	ID	OD		DIM1		AA10108		
							20	160	150								
				00002	PART 12-02  TO DETAIL	016	PLATE					KG	4.420				
							TK	WDT	LEN	ID	OD		DIM1		AA10108		
							20	160	190								
				00001	PART 12-03  TO DETAIL	017	PLATE					KG	5.680				
							TK	WDT	LEN	ID	OD		DIM1		AA10108		
							20	160	240								
				00001	PART 12-04  TO DETAIL	018	PLATE					KG	2.470				
							TK	WDT	LEN	ID	OD		DIM1		AA10108		
							20	120	150								
				00002	PART 12-05  TO DETAIL	019	PLATE					KG	4.260				
							TK	WDT	LEN	ID	OD		DIM1		AA10108		
							20	144	220								
				00002	PART.13  TO DETAIL	020	PLATE					KG	4.560				
							TK	WDT	LEN	ID	OD		DIM1		AA10740		
							20	140	240								
				00001	PART.14  TO DETAIL	021	PLATE					KG	3.810				
							TK	WDT	LEN	ID	OD		DIM1		AA10740		
							20	120	240								
				00002	PART.15  TO DETAIL	022	PLATE					KG	2.100				
							TK	WDT	LEN	ID	OD		DIM1		AA10108		
							10	180	180								
				00001	PART 16  TO DETAIL	023	PLATE					KG	3.020				
							TK	WDT	LEN	ID	OD		DIM1		AA10108		
							10	220	220								
				00001	PART 17	024	LOCK PIN					KG	4.740				
							TK	WDT	LEN	ID	OD		DIM1		AA10501		
				00002	PART 18  TO DETAIL	025	LOCK PIN					KG	2.430				
							TK	WDT	LEN	ID	OD		DIM1		AA10501		

DISTRIBUTION DETAILS					REV NO. 2		PREP BY		CKD BY		APPD BY		DATE 03 APR 2015	
TRE	TRM				PREP BY		CKD BY		APPD BY		DATE			
1	3				KVA		LK		AKP		24 APR 2014		DRG NO 14987000019	
													SHT 2 OF 4	

BILL OF MATERIAL	DEP NO	NO OF IT	VAR	TYPE OF PRODUCT	WORK ORDER 62007A51201	DRG NO 14987000019	CORE CODE 65170703	REV 02	
		50	1	500MVA,765KV,1PH. MEGA	TITLE BOTTOM END FRAME L.V.SIDE      BOTTOM END FRA				SHT NO 3      OF 4

DU	VAR03	VAR02	VAR01	VAR00	REMARKS	IT NO	DESCRIPTION						DRAWING NO	IT.	MATCODE		A / C	UT	UNIT WT		G / S
							MAT SIZE								DETAILS				MAT SPEC		
				00002	PART 19-01	026	PLATE								AA10740			KG	1.220		
					TO DETAIL		TK	WDT	LEN	ID	OD	DIM1									
							20	40	195												
				00002	PART 19-02	027	PLATE								AA10740			KG	2.420		
					TO DETAIL		TK	WDT	LEN	ID	OD	DIM1									
							20	40	380												
				00002	PART.9-03	028	PLATE								AA10740			KG	3.110		
					TO DETAIL		TK	WDT	LEN	ID	OD	DIM1									
							20	40	490												
				00002	PART 19-04	029	PLATE								AA10740			KG	3.490		
					TO DETAIL		TK	WDT	LEN	ID	OD	DIM1									
							20	40	555												
				00004	PART 20	030	PLATE								AA10108			KG	6.300		
					TO DETAIL		TK	WDT	LEN	ID	OD	DIM1									
							80	80	170												
				00004	PART 21	031	FIXING PIN								AA10112			KG	0.010		
					DIA 20x10		TK	WDT	LEN	ID	OD	DIM1									
							10														
				00004	PART 22	032	PLATE								AA10108			KG	0.056		
					TO DETAIL		TK	WDT	LEN	ID	OD	DIM1									
							8	20	40												
				00002	PART 23	033	PLATE								AA10740			KG	5.200		
					TO DETAIL		TK	WDT	LEN	ID	OD	DIM1									
							20	175	189												
				00002	GPT.612001.2009	034	GROUNDING PAD						44987000029		AA10740			KG			
					TO DETAIL		TK	WDT	LEN	ID	OD	DIM1									
				00002	PART.24	035	ANGLE								AA10108			KG	3.490		
					TO DETAIL		TK	WDT	LEN	ID	OD	DIM1									
				00001	PART 25	036	PLATE								AA10108			KG	1.890		
					TK		WDT	LEN	ID	OD	DIM1										
					16		100	150													
				00001		037	PLATE								AA10108			KG	3.390		
					TK		WDT	LEN	ID	OD	DIM1										
					16		150	280													

DISTRIBUTION DETAILS				REV NO. 2		PREP BY		CKD BY		APPD BY		DATE 03 APR 2015	
TRE	TRM			PREP BY		CKD BY		APPD BY		DATE			
1	3			KVA		LK		AKP		24 APR 2014		DRG NO 14987000019	
												SHT 3 OF 4	

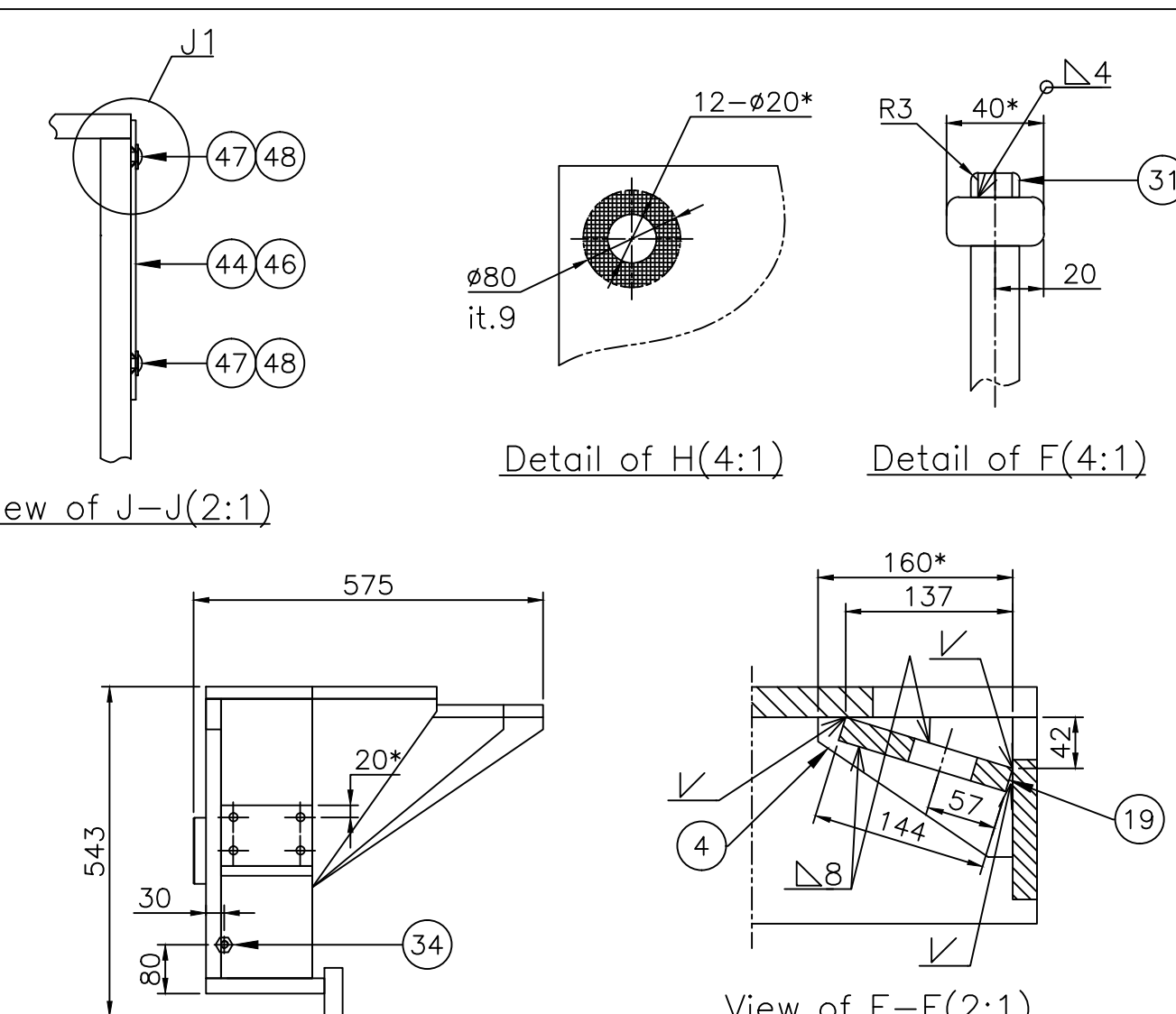
BILL OF MATERIAL	DEP NO	NO OF IT	VAR	TYPE OF PRODUCT	WORK ORDER 62007A51201	DRG NO 14987000019	CORE CODE 65170703	REV 02	
		50	1	500MVA,765KV,1PH. MEGA	TITLE BOTTOM END FRAME L.V.SIDE      BOTTOM END FRA				SHT NO 4      OF 4

DU	VAR03	VAR02	VAR01	VAR00	REMARKS	IT NO	DESCRIPTION						DRAWING NO	IT.	MATCODE		A / C	UT	UNIT WT		G / S
							MAT SIZE								DETAILS				MAT SPEC		
				00001	PART 26	038	RIB								AA10740			KG	10.900		
							TK	WDT	LEN	ID	OD	DIM1									
							20	150	460												
				00002	PART 27	039	RIB								AA10740			KG	23.300		
							TK	WDT	LEN	ID	OD	DIM1									
							25	430	530												
				00001	PART 28	040	RIB								AA10108			KG	4.010		
							TK	WDT	LEN	ID	OD	DIM1									
							20	150	170												
				00001	PART 29	041	RIB								AA10740			KG	10.900		
							TK	WDT	LEN	ID	OD	DIM1									
							20	150	460												
				00001	PART 30	042	PLATE								AA10108			KG	0.860		
							TK	WDT	LEN	ID	OD	DIM1									
							16	60	115												
				00001	PART 32	044	COPPER PLATE								AA12003			KG	7.100		
							TK	WDT	LEN	ID	OD	DIM1									
							4	230	905												
				00001	PART 33	045	COPPER PLATE								AA12003			KG	1.700		
							TK	WDT	LEN	ID	OD	DIM1									
							4	230	905												
				00001	PART 35	046	COPPER PLATE								AA12003			KG	7.100		
							TK	WDT	LEN	ID	OD	DIM1									
							4	70	730												
				00038	DIA. 8x11(+0,5)	047	PIN								AA10112			KG	0.004		
							TK	WDT	LEN	ID	OD	DIM1									
				00038	PART 34	048	WASHER								AA10113			KG	0.004		
							TK	WDT	LEN	ID	OD	DIM1									
				00001		049	PLATE								AA10740			KG	1.180		
							TK	WDT	LEN	ID	OD	DIM1									
							20	50	150												
				00003		050	PLATE								AA10740			KG	1.880		
							TK	WDT	LEN	ID	OD	DIM1									
							20	50	240												

1082.5

DISTRIBUTION DETAILS					REV NO. 2	PREP BY	CKD BY	APPD BY	DATE 03 APR 2015	
TRE	TRM				PREP BY	CKD BY	APPD BY	DATE	DRG NO 14987000019	SHT 4 OF 4
1	3				KVA	LK	AKP	24 APR 2014		






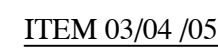
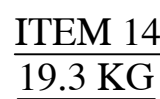
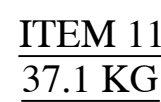
**NOTES:-**

- FOR DELINKED BOM REFER COMPUTER BOM NO. 149870000019.
- REFERENCE DIMENSIONS.
- ALL SHARP EDGES OF THE YOKE BEAM MUST BE ROUNDED.
- WELDING OF LOW-MAGNETIC STEEL SHALL BE MADE BY STAINLESS ELECTRODE.
- SURFACE COATING SHALL BE UNDER CUSTOMER TECHNOLOGICAL INSTRUCTION - OIL PROOF.
- THE FACE SIDE OF THE GROUNDING PAD DO NOT PAINT.
- ALL THE RIBS SHALL BE WELDED BY  $\Delta$ 8.
- ALL THE ANGLES SHALL BE WELDED BY  $\Delta$ 6.
- ALL WELD JOINTS, WHICH ARE NOT SPECIFIED, SHALL BE WELDED BY  $\Delta$ 8.
- DO NOT PAINT AROUND THE HOLE WITH DIA. 20MM (12 HOLES). (DETAIL OF H).
- DO NOT PAINT THE TOP FACE OF THE PLATE POS.11 AND POS.33.
- DO NOT PAINT THE AREA ACCORDING TO (DETAIL OF G).
- THE COPPER PLATES POS.44-45-46 SHALL BE UNDRIVEN BY PIN POS.47. (SEE DETAIL OF J1).
- INSTALLATION ORDER OF THE COPPER PLATE POS.45:  
-WELDING THE PINS POS.47 ON THE PLATE POS.10.  
-INSTALL THE COPPER PLATE TOGETHER WITH THE RIBS POS.39.  
-UNDRIVE THE COPPER PLATE BY THE PINS POS.47 AFTER THE YOKE BEAM WILL BE WELDED.
- THE REST OF UNSPECIFIED TECHNICAL REQUIREMENTS SHALL BE IN ACCORDANCE WITH NORMATIVE DOCUMENTS OF CUSTOMER.

3	50	plate	MS AA10740			20x50x240	
4	49	plate	MS AA10740			20x50x150	
38	48	Washer	MS AA10113	Part 34			
38	47	Pin	MS AA10112				
1	46	Plate	Copper	Part 35		$\varnothing 8 \times 11 (+0,5)$	
1	45	Plate	Copper	Part 33		4x230x905	
1	44	Plate	Copper	Part 32		4x230x905	
1	42	Plate	MS AA10108	Part 30		16x60x115	
1	41	Rib	SS AA10740	Part 29		20x150x460	
1	40	Rib	MS AA10108	Part 28		20x156x170	
2	39	Rib	SS AA10740	Part 27		25x450x530	
1	38	Rib	SS AA10740	Part 26		20x150x460	
1	37	Plate	MS AA10108			16x150x280	3,35
1	36	Plate	MS AA10108	Part 25		16x100x150	
2	35	Angle	MS AA10108	Part 24			
2	34	Grounding pad	SS AA10740	GFT.612001.2009			
2	33	Plate	SS AA10740	Part 13		20x175x189	
4	32	Plate	MS AA10108	Part 21		8x20x40	
4	31	Fixing pin	MS AA10112	Part 22		$\varnothing 20 \times 10$	
4	30	Plate	MS AA10108	Part 20		80x80x170	
2	29	Plate	SS AA10740	Part 19-04		20x40xA	
2	28	Plate	SS AA10740	Part 18-03		20x40xA	
2	27	Plate	SS AA10740	Part 19-02		20x40xA	
2	26	Plate	SS AA10740	Part 19-01		20x40xA	
2	25	Lock pin	HTS AA10501	Part 18			
2	24	Lock pin	HTS AA10501	Part 17			
1	23	Plate	MS AA10108	Part 16		10x220x220	
2	22	Plate	MS AA10108	Part 15		10x180x180	
1	21	Plate	SS AA10740	Part 14		20x120x240	
2	20	Plate	SS AA10740	Part 13		20x140x240	
2	19	Plate	MS AA10708	Part 12-05		20xAxC	
1	18	Plate	MS AA10108	Part 12-04		20xAxC	
1	17	Plate	MS AA10108	Part 12-03		20xAxC	
2	16	Plate	MS AA10108	Part 12-02		20xAxC	
1	15	Plate	MS AA10108	Part 12-01		20xAxC	
1	14	Plate	MS AA10108	Part 11		25x195x5360	
1	13	Plate	SS AA10740	Part 10		20x175x1110	
1	12	Plate	MS AA10108	Part 9		28x175x800	
1	11	Plate	SS AA10740	Part 8		20x175x1356	
1	10	Plate	MS AA10108	Part 7		25x460x5360	
2	9	Rib	SS AA10740	Part 6		20x175x460	
2	8	Rib	SS AA10740	Part 5		20x380x460	
2	6	Rib	SS AA10740	Part 4-01		TxAxB	
1	5	Rib	MS AA10108	Part 3-03		20xAxB	
1	4	Rib	MS AA10108	Part 3-02		20xAxB	
2	3	Rib	SS AA10740	Part 3-01		20xAxB	
1	2	Rib	MS AA10108	Part 2		20x150x460	
1	1	Rib	SS AA10740	Part 1		20x150x460	</

GPT ASSY. DRG. NO. GPT 612001/2000			ITEM NO. 33		GPT DRG. NO. GPT 612001/2000	
ADDITIONAL INFORMATION WO. NO.- G2007-A-512-01			500 MVA, 765/400/33 KV 1 PHASE AUTO TRANSFORMER MECHA ENGR. & INSTR. LTD. TRER & REACTOR PKG FOR WUPPTCL			
STATUS OF DRAWING U			TYPE OF PRODUCT OR NAME OF CUSTOMER/PROJECT			
DISTRIBUTION OF PRINTS TRE-1, TRM-3 FTM-8					DATE/REV. DATE/REV. DATE/REV. DATE/REV. 03.05.14 05.05.14 08.05.14 08.05.14 SKC LALIT AKP	
REV.	DATE	CHANGED BY	DATE	REVISION	DATE	REVISION
1	03/05/14	1 APPROVED: AMF	03/05/14	1 APPROVED: AMF	03/05/14	1 APPROVED: AMF
IT-033 SIZE WAS 80X240 IN BOM. IT-014 TRM WAS 20 IN BOM. ON SHEET 2 IT-014 UPDATED.			1498 70 00002 33			
BOTTOM LV YOKE BEAM			1 498 70 00019			

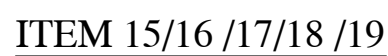
DRG. NO.

Dimensions, mm

1.Remove all sharp edges of the cuts.



no	Pos	T	A
----	-----	---	---




ITEM 20  
4.56 KG

Item no	Pos	A	B	C	D	E	Mass kg
---------	-----	---	---	---	---	---	---------

GPT ASSY. DRG. NO.	GPT 612001.2000	ITEM NO.	33	GPT DRG. NO.	GPT 612001.2060
--------------------	-----------------	----------	----	--------------	-----------------

ADDITIONAL INFORMATION	उत्पाद का प्रकार या	500 MVA, 765/400/33 KV 1 PHASE, AUTO TRANSFORMER
------------------------	---------------------	--

WO. NO.- 62007-A-512-01	आवक /परियोजना का नाम	MEGHA ENGG. & INFRA LTD.
STATUS OF DRAWING	TYPE OF PRODUCT OR	ITEM & REASON FOR FOR MILEAGE

STATUS OF DRAWING	U	NAME OF CUSTOMER/PROJECT		TRFR & REACTOR PKG FOR WUPPCL				
					DATE / NAME	REVIEW / ECH	APPROVAL / DATE	REMARKS

DISTRIBUTION OF PRINTS	भारत हेवी इलेक्ट्रिकल्स लिमिटेड	SKC	30.04.14
------------------------	---------------------------------	-----	----------

TRE-1, TRM-3		भारत भारपल BHARAT HEAVY ELECTRICALS LTD.	वर्ग कड LALIT		05.05.14
--------------	---	---	---------------------	---	----------

FTM-8		BHOPAL	स्थायी APPO	AKP		08.05.14	-
-------	---	--------	----------------	-----	---	----------	---

REV.	DATE	ALTERED	SRC	Signature	विभाग	उप. टोल. नाम की रेखा	अनुपात	भार	वजन	उप. टोल. नाम की रेखा	मद	मद लेखा
00	31/10/2014	CHECKED	LALIT	Signature	DEPT	UNTOOL. BEND. GR.	SCALE	WEIGHT	KG	REF. TO ASSY. DRG.	ITEM NO.	NO. OF

	APPROVED AKP		406	-		1074	0 498 70 00002	33	1104	-
IT. 033 SIZE WAS 8X20X40 IN										

BOM. IT. 014 TK WAS 20 IN BOM. ITEM 014 UPDATED	शीट नं./ TITLE	ड्रॉइंग नं./DRAWING NO.	पृष्ठ/REV
		1-100-70-00010	00

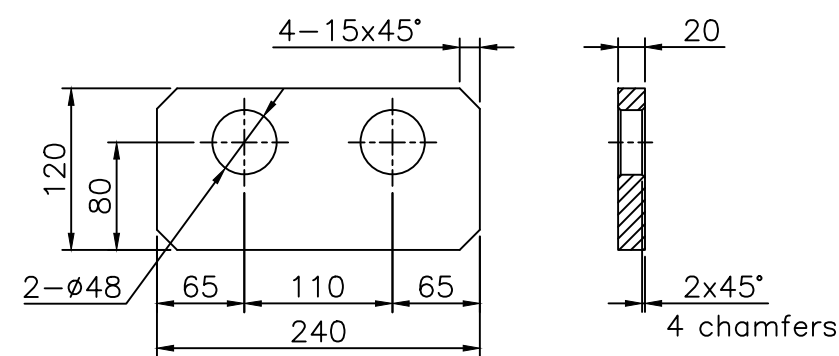
ITEM 014 UPDATED:	BOTTOM LV YOKE BEAM	1 498 70 00019	02
-------------------	---------------------	----------------	----

			पृष्ठ क्र./श्री. No. 02	पृष्ठों की संख्या/No. of Sh. 04
--	--	--	-------------------------	---------------------------------

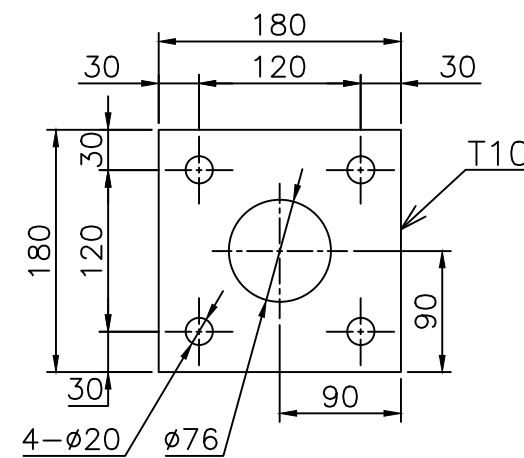
FIRST ANGLE PROJECTION

(ALL DIMENSIONS ARE IN mm)

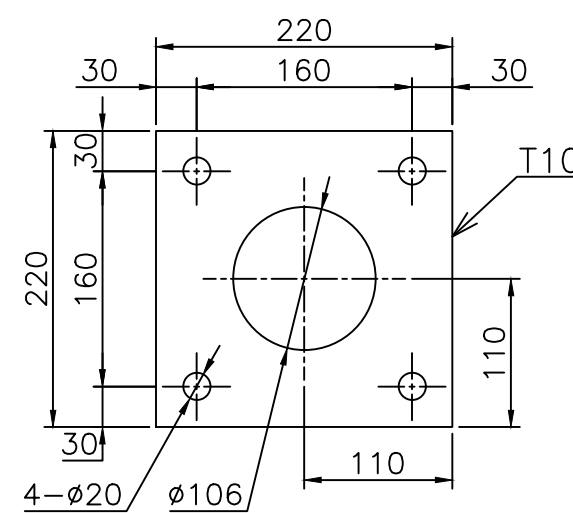
61000 07 867 1 DR. NO.



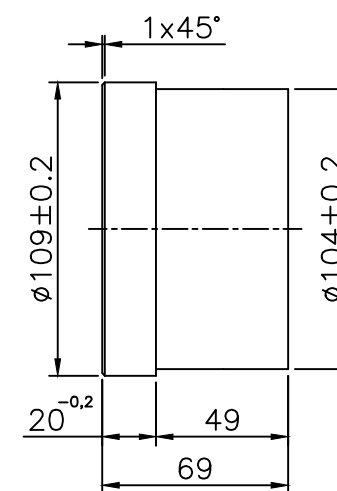
ITEM 21  
3.81 kg



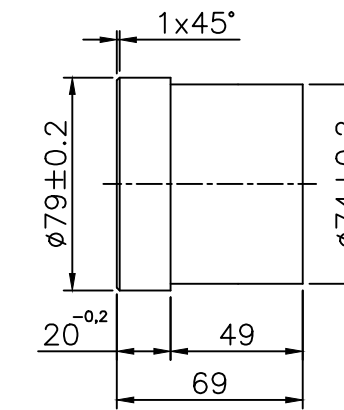
ITEM 22  
2.1 KG



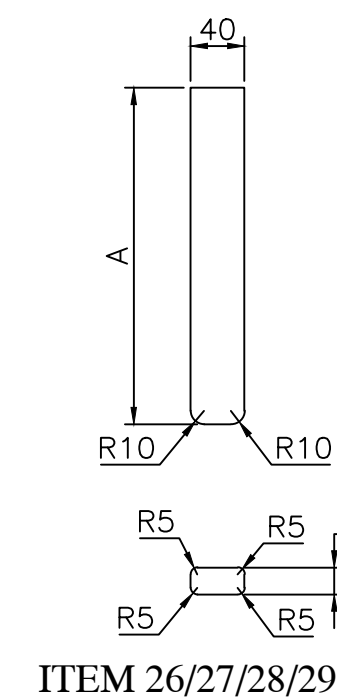
ITEM 23  
3.02 KG



ITEM 24  
4.74 KG

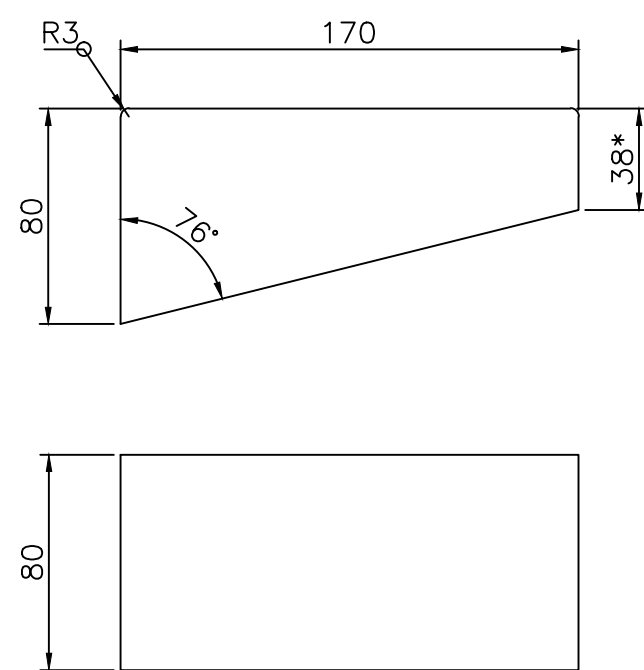


ITEM 25  
2.43 KG

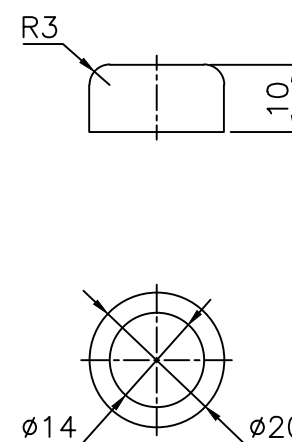


ITEM 26/27/28/29

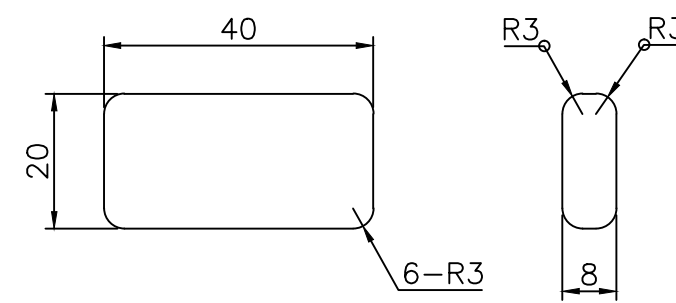
Dimensions, mm			
Item no.	Pos.	A	Mass,kg
026	-01	195	1.22
027	-02	380	2.42
028	-03	490	3.11
029	-04	555	3.49



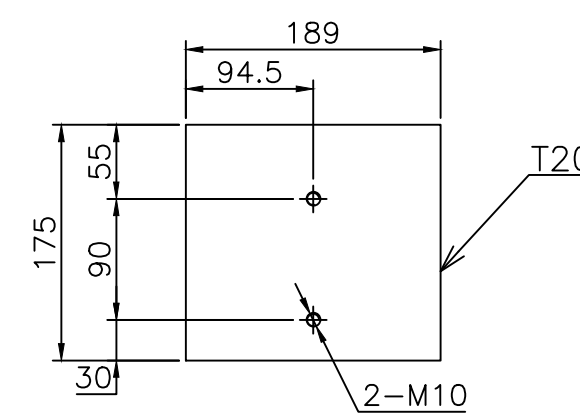
ITEM 30  
6.3 kg



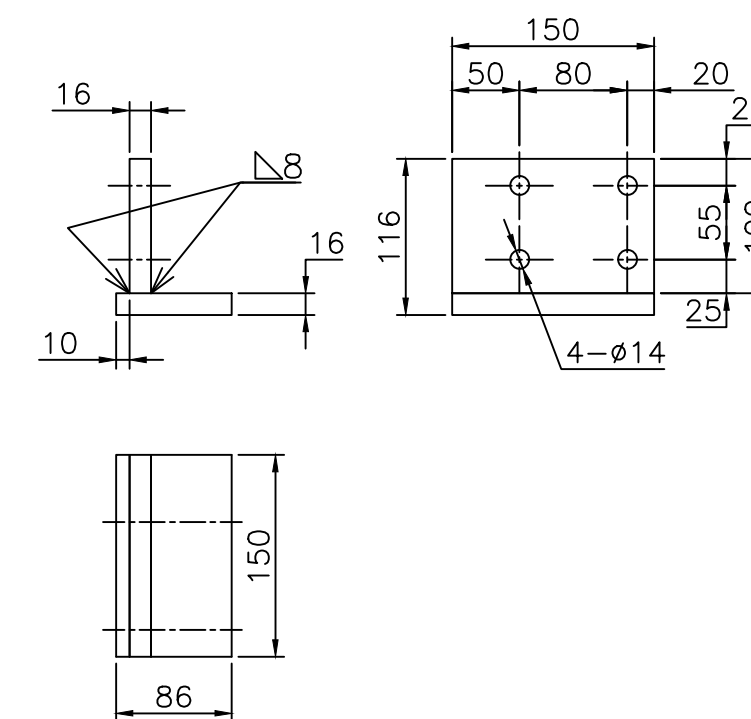
ITEM 31  
0.01 kg



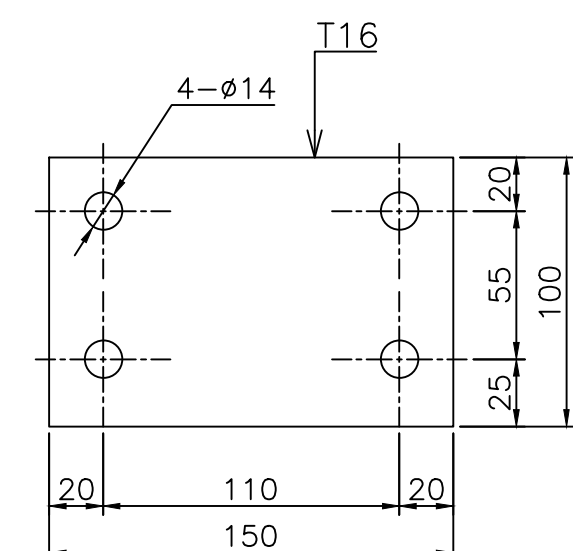
ITEM 32  
0.56 kg



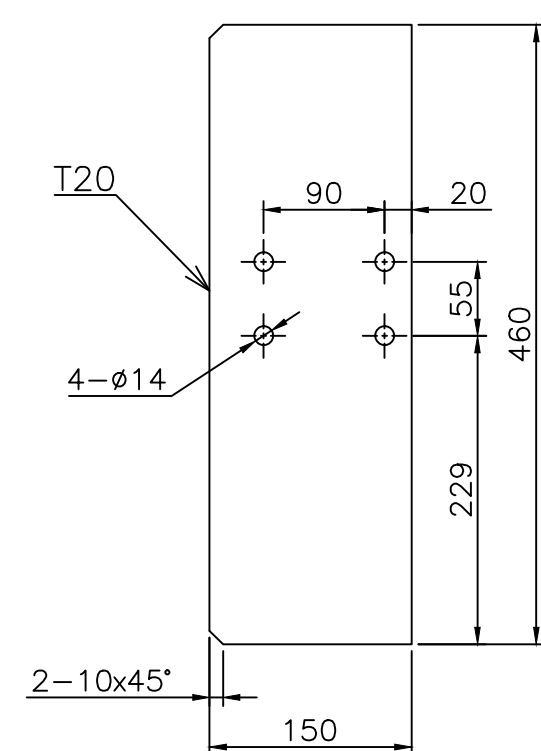
ITEM 33  
5.2 kg



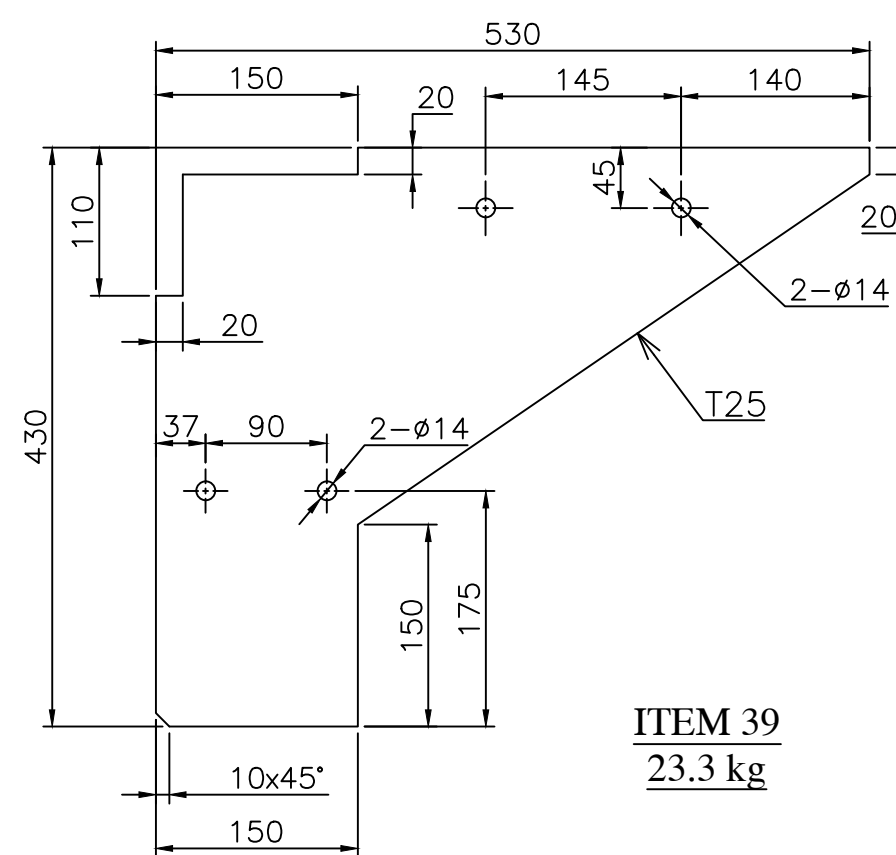
ITEM 35  
3.49 kg



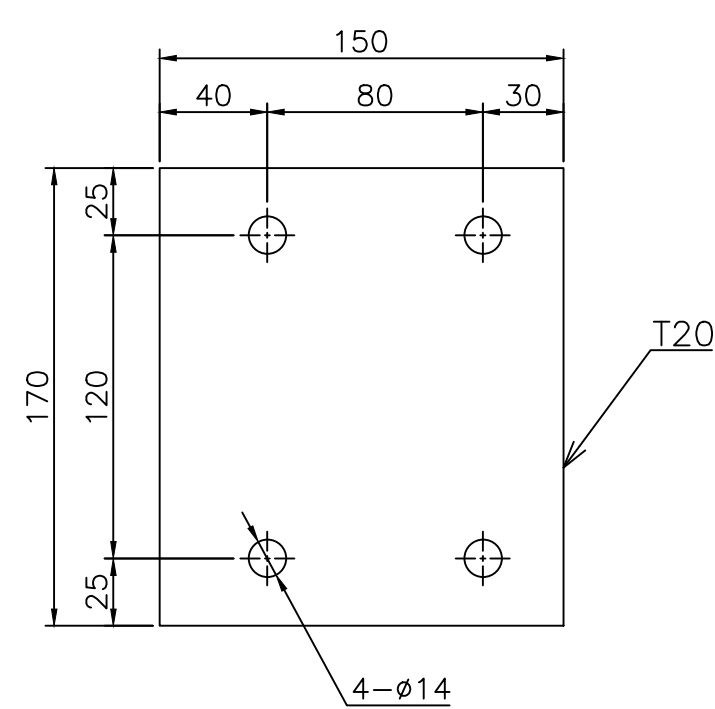
ITEM 36  
1.89 kg



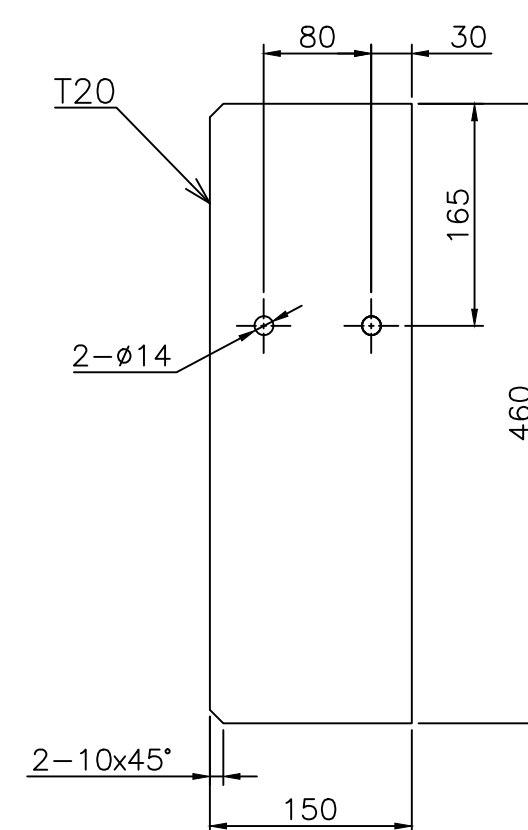
ITEM 38  
10.9 kg



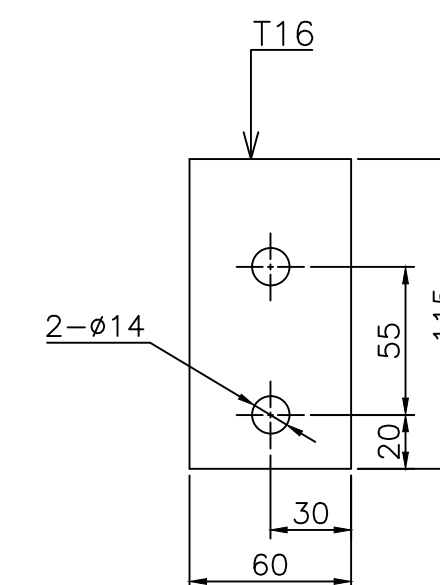
ITEM 39  
23.3 kg



ITEM 40  
4.01 kg



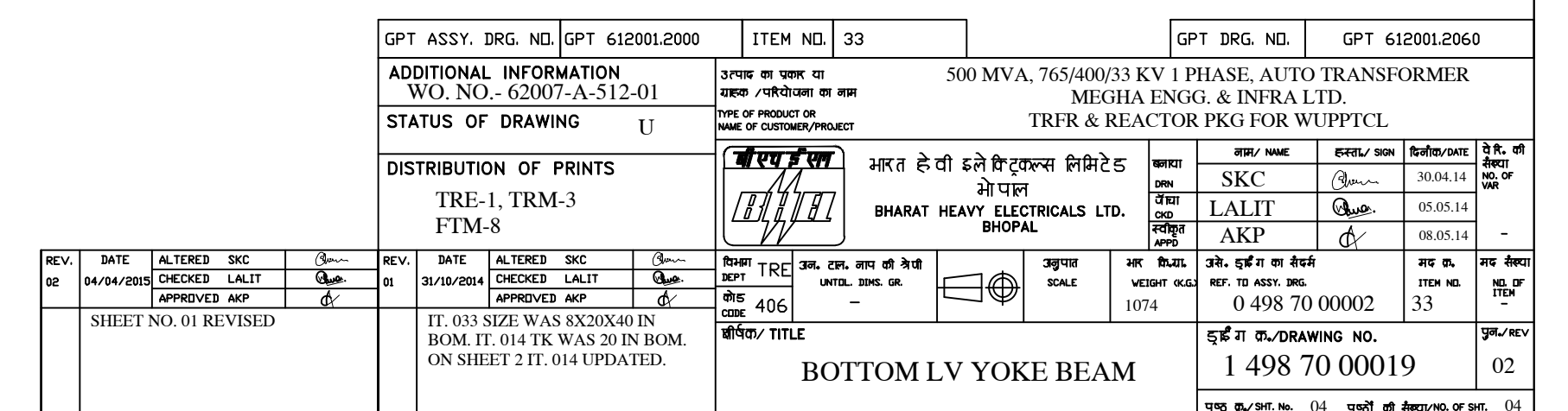
ITEM 41  
10.9 kg



ITEM 42  
0.86 kg

GPT ASSY. DRG. NO. GPT 612001.2000		ITEM NO. 33		GPT DRG. NO. GPT 612001.2060	
ADDITIONAL INFORMATION W.O. NO.- 62007-A-512-01		500 MVA, 765/400/33 KV 1 PHASE. AUTO TRANSFORMER MEGHA ENGG. & INTRA LTD.		500 MVA, 765/400/33 KV 1 PHASE. AUTO TRANSFORMER MEGHA ENGG. & INTRA LTD.	
STATUS OF DRAWING U		DISTRIBUTION OF PRINTS TRE-1, TRM-3 FTM-8		DISTRIBUTION OF PRINTS TRE-1, TRM-3 FTM-8	
REV. 02		REV. 01		REV. 01	
DATE 04/04/2018		DATE 31/10/2014		DATE 31/10/2014	
ALTERED SKC		ALTERED SKC		ALTERED SKC	
CHECKED LALIT		CHECKED LALIT		CHECKED LALIT	
APPROVED AKP		APPROVED AKP		APPROVED AKP	
SHEET NO. 01 REVISED		SHEET NO. 01 REVISED		SHEET NO. 01 REVISED	
IT. 031 SIZE WAS 8X20X40 IN BOM. IT. 014 TK WAS 20 IN BOM. ON SHEET 2 IT. 014 UPDATED.		IT. 031 SIZE WAS 8X20X40 IN BOM. IT. 014 TK WAS 20 IN BOM. ON SHEET 2 IT. 014 UPDATED.		IT. 031 SIZE WAS 8X20X40 IN BOM. IT. 014 TK WAS 20 IN BOM. ON SHEET 2 IT. 014 UPDATED.	
SHEET NO. 01 REVISED		SHEET NO. 01 REVISED		SHEET NO. 01 REVISED	
SHEET NO. 01 REVISED		SHEET NO. 01 REVISED		SHEET NO. 01 REVISED	
SHEET NO. 01 REVISED		SHEET NO. 01 REVISED		SHEET NO. 01 REVISED	
SHEET NO. 01 REVISED		SHEET NO. 01 REVISED		SHEET NO. 01 REVISED	
SHEET NO. 01 REVISED		SHEET NO. 01 REVISED		SHEET NO. 01 REVISED	
SHEET NO. 01 REVISED		SHEET NO. 01 REVISED		SHEET NO. 01 REVISED	
SHEET NO. 01 REVISED		SHEET NO. 01 REVISED		SHEET NO. 01 REVISED	
SHEET NO. 01 REVISED		SHEET NO. 01 REVISED		SHEET NO. 01 REVISED	
SHEET NO. 01 REVISED		SHEET NO. 01 REVISED		SHEET NO. 01 REVISED	
SHEET NO. 01 REVISED		SHEET NO. 01 REVISED		SHEET NO. 01 REVISED	
SHEET NO. 01 REVISED		SHEET NO. 01 REVISED		SHEET NO. 01 REVISED	
SHEET NO. 01 REVISED		SHEET NO. 01 REVISED		SHEET NO. 01 REVISED	
SHEET NO. 01 REVISED		SHEET NO. 01 REVISED		SHEET NO. 01 REVISED	
SHEET NO. 01 REVISED		SHEET NO. 01 REVISED		SHEET NO. 01 REVISED	
SHEET NO. 01 REVISED		SHEET NO. 01 REVISED		SHEET NO. 01 REVISED	
SHEET NO. 01 REVISED		SHEET NO. 01 REVISED		SHEET NO. 01 REVISED	
SHEET NO. 01 REVISED		SHEET NO. 01 REVISED		SHEET NO. 01 REVISED	
SHEET NO. 01 REVISED		SHEET NO. 01 REVISED		SHEET NO. 01 REVISED	
SHEET NO. 01 REVISED		SHEET NO. 01 REVISED		SHEET NO. 01 REVISED	
SHEET NO. 01 REVISED		SHEET NO. 01 REVISED		SHEET NO. 01 REVISED	
SHEET NO. 01 REVISED		SHEET NO. 01 REVISED		SHEET NO. 01 REVISED	
SHEET NO. 01 REVISED		SHEET NO. 01 REVISED		SHEET NO. 01 REVISED	
SHEET NO. 01 REVISED		SHEET NO. 01 REVISED		SHEET NO. 01 REVISED	
SHEET NO. 01 REVISED		SHEET NO. 01 REVISED		SHEET NO. 01 REVISED	
SHEET NO. 01 REVISED		SHEET NO. 01 REVISED		SHEET NO. 01 REVISED	
SHEET NO. 01 REVISED		SHEET NO. 01 REVISED		SHEET NO. 01 REVISED	
SHEET NO. 01 REVISED		SHEET NO. 01 REVISED		SHEET NO. 01 REVISED	
SHEET NO. 01 REVISED		SHEET NO. 01 REVISED		SHEET NO. 01 REVISED	
SHEET NO. 01 REVISED		SHEET NO. 01 REVISED		SHEET NO. 01 REVISED	
SHEET NO. 01 REVISED		SHEET NO. 01 REVISED		SHEET NO. 01 REVISED	
SHEET NO. 01 REVISED		SHEET NO. 01 REVISED		SHEET NO. 01 REVISED	
SHEET NO. 01 REVISED		SHEET NO. 01 REVISED		SHEET NO. 01 REVISED	
SHEET NO. 01 REVISED		SHEET NO. 01 REVISED		SHEET NO. 01 REVISED	
SHEET NO. 01 REVISED		SHEET NO. 01 REVISED		SHEET NO. 01 REVISED	
SHEET NO. 01 REVISED		SHEET NO. 01 REVISED		SHEET NO. 01 REVISED	
SHEET NO. 01 REVISED		SHEET NO. 01 REVISED		SHEET NO. 01 REVISED	
SHEET NO. 01 REVISED		SHEET NO. 01 REVISED		SHEET NO. 01 REVISED	
SHEET NO. 01 REVISED		SHEET NO. 01 REVISED		SHEET NO. 01 REVISED	
SHEET NO. 01 REVISED		SHEET NO. 01 REVISED		SHEET NO. 01 REVISED	
SHEET NO. 01 REVISED		SHEET NO. 01 REVISED		SHEET NO. 01 REVISED	
SHEET NO. 01 REVISED		SHEET NO. 01 REVISED		SHEET NO. 01 REVISED	
SHEET NO. 01 REVISED		SHEET NO. 01 REVISED		SHEET NO. 01 REVISED	
SHEET NO. 01 REVISED		SHEET NO. 01 REVISED		SHEET NO. 01 REVISED	
SHEET NO. 01 REVISED		SHEET NO. 01 REVISED		SHEET NO. 01 REVISED	
SHEET NO. 01 REVISED		SHEET NO. 01 REVISED		SHEET NO. 01 REVISED	
SHEET NO. 01 REVISED		SHEET NO. 01 REVISED		SHEET NO. 01 REVISED	
SHEET NO. 01 REVISED		SHEET NO. 01 REVISED		SHEET NO. 01 REVISED	
SHEET NO. 01 REVISED		SHEET NO. 01 REVISED		SHEET NO. 01 REVISED	
SHEET NO. 01 REVISED		SHEET NO. 01 REVISED		SHEET NO. 01 REVISED	
SHEET NO. 01 REVISED		SHEET NO. 01 REVISED		SHEET NO. 01 REVISED	
SHEET NO. 01 REVISED		SHEET NO. 01 REVISED		SHEET NO. 01 REVISED	
SHEET NO. 01 REVISED		SHEET NO. 01 REVISED		SHEET NO. 01 REVISED	
SHEET NO. 01 REVISED		SHEET NO. 01 REVISED		SHEET NO. 01 REVISED	
SHEET NO. 01 REVISED		SHEET NO. 01 REVISED		SHEET NO. 01 REVISED	
SHEET NO. 01 REVISED		SHEET NO. 01 REVISED		SHEET NO. 01 REVISED	
SHEET NO. 01 REVISED		SHEET NO. 01 REVISED		SHEET NO. 01 REVISED	
SHEET NO. 01 REVISED		SHEET NO. 01 REVISED		SHEET NO. 01 REVISED	
SHEET NO. 01 REVISED		SHEET NO. 01 REVISED		SHEET NO. 01 REVISED	
SHEET NO. 01 REVISED		SHEET NO. 01 REVISED		SHEET NO. 01 REVISED	
SHEET NO. 01 REVISED		SHEET NO. 01 REVISED		SHEET NO. 01 REVISED	
SHEET NO. 01 REVISED		SHEET NO. 01 REVISED		SHEET NO. 01 REVISED	
SHEET NO. 01 REVISED		SHEET NO. 01 REVISED		SHEET NO. 01 REVISED	
SHEET NO. 01 REVISED		SHEET NO. 01 REVISED		SHEET NO. 01 REVISED	
SHEET NO. 01 REVISED		SHEET NO. 01 REVISED		SHEET NO. 01 REVISED	
SHEET NO. 01 REVISED		SHEET NO. 01 REVISED		SHEET NO. 01 REVISED	
SHEET NO. 01 REVISED		SHEET NO. 01 REVISED		SHEET NO. 01 REVISED	
SHEET NO. 01 REVISED		SHEET NO. 01 REVISED		SHEET NO. 01 REVISED	
SHEET NO. 01 REVISED		SHEET NO. 01 REVISED		SHEET NO. 01 REVISED	
SHEET NO. 01 REVISED		SHEET NO. 01 REVISED		SHEET NO. 01 REVISED	
SHEET NO. 01 REVISED		SHEET NO. 01 REVISED		SHEET NO. 01 REVISED	
SHEET NO. 01 REVISED		SHEET NO. 01 REVISED		SHEET NO. 01 REVISED	
SHEET NO. 01 REVISED		SHEET NO. 01 REVISED		SHEET NO. 01 REVISED	
SHEET NO. 01 REVISED		SHEET NO. 01 REVISED		SHEET NO. 01 REVISED	
SHEET NO. 01 REVISED		SHEET NO. 01 REVISED		SHEET NO. 01 REVISED	
SHEET NO. 01 REVISED		SHEET NO. 01 REVISED		SHEET NO. 01 REVISED	
SHEET NO. 01 REVISED		SHEET NO. 01 REVISED		SHEET NO. 01 REVISED	
SHEET NO. 01 REVISED		SHEET NO. 01 REVISED		SHEET NO. 01 REVISED	
SHEET NO. 01 REVISED		SHEET NO. 01 REVISED		SHEET NO. 01 REVISED	
SHEET NO. 01 REVISED		SHEET NO. 01 REVISED		SHEET NO. 01 REVISED	
SHEET NO. 01 REVISED		SHEET NO. 01 REVISED		SHEET NO. 01 REVISED	
SHEET NO. 01 REVISED		SHEET NO. 01 REVISED		SHEET	

INVENTORY NO.	SIGN. & DATE	REF. DRG. NO.
---------------	--------------	---------------



BILL OF MATERIAL	DEP NO	NO OF IT	VAR	TYPE OF PRODUCT	WORK ORDER 62007A51201	DRG NO 14987000020	CORE CODE 65170700	REV 03	
		38	1	500MVA,765KV,1PH. MEGA	TITLE TOP END FRAME H.V.SIDE TOP END FRAME H				SHT NO 1 OF 3

DU	VAR03	VAR02	VAR01	VAR00	REMARKS	IT NO	DESCRIPTION						DRAWING NO	IT.	MATCODE		A / C	UT	UNIT WT		G / S
							MAT SIZE						DETAILS	VAR	MAT SPEC				QTY	ZONE	
				00002	PART 23 TO DETAIL	001	RIB								AA10740			KG	10.400		
							TK	WDT	LEN	ID	OD	DIM1									
							22	140	510												
				00007	PART 1-02 TO DETAIL	002	RIB								AA10108			KG	9.200		
							TK	WDT	LEN	ID	OD	DIM1									
							20	115	510												
				00001	PART 1-03 TO DETAIL	003	RIB								AA10740			KG	8.700		
							TK	WDT	LEN	ID	OD	DIM1									
							22	115	440												
				00001	PART 2 TO DETAIL	004	RIB								AA10108			KG	7.700		
							TK	WDT	LEN	ID	OD	DIM1									
							20	115	510												
				00002	PART 3-01 TO DETAIL	005	RIB								AA10740			KG	1.420		
							TK	WDT	LEN	ID	OD	DIM1									
							20	120	115												
				00001	PART 3-03	007	RIB								AA10108			KG	1.850		
							TK	WDT	LEN	ID	OD	DIM1									
							20	160	115												
				00002	PART 3-04	008	RIB								AA10108			KG	0.790		
							TK	WDT	LEN	ID	OD	DIM1									
							20	70	100												
				00003	PART 4	010	PLATE								AA10113			KG	0.040		
							TK	WDT	LEN	ID	OD	DIM1									
				00005	PART 5	011	RIB								AA10108			KG	0.810		
							TK	WDT	LEN	ID	OD	DIM1									
							20	85	85												
				00004	PART 6	012	BAR								AA10108			KG	18.500		
							TK	WDT	LEN	ID	OD	DIM1									
							60	150	173												
				00001	PART 7 TO DETAIL	013	PLATE								AA10108			KG	490.000		
							TK	WDT	LEN	ID	OD	DIM1									
							25	510	5585												
				00001	PART 8	014	PLATE								AA10108			KG	115.000		
							TK	WDT	LEN	ID	OD	DIM1									
							20	225	5585												

DISTRIBUTION DETAILS				REV NO. 3		PREP BY		CKD BY		APPD BY		DATE 05 FEB 2016	
TRE	TRM			PREP BY		CKD BY		APPD BY		DATE			
1	3			KVA		LK		AKP		24 APR 2014		DRG NO 14987000020	
												SHT 1 OF 3	

BILL OF MATERIAL	DEP NO	NO OF IT	VAR	TYPE OF PRODUCT	WORK ORDER 62007A51201	DRG NO 14987000020	CORE CODE 65170700	REV 03	
		38	1	500MVA,765KV,1PH. MEGA	TITLE TOP END FRAME H.V.SIDE TOP END FRAME H				SHT NO 2 OF 3

DU	VAR03	VAR02	VAR01	VAR00	REMARKS	IT NO	DESCRIPTION						DRAWING NO	IT.	MATCODE		A / C	UT	UNIT WT		G / S
							MAT SIZE								DETAILS				MAT SPEC		
				00001	PART 9	015	PLATE											KG	22.700		
							TK	WDT	LEN	ID	OD	DIM1							AA10740		
							20	140	1622												
				00001	PART 10 TO DETAIL	016	PLATE											KG	29.400		
							TK	WDT	LEN	ID	OD	DIM1							AA10740		
							20	140	1332												
				00001	PART 11 TO DETAIL	017	PLATE											KG	44.700		
							TK	WDT	LEN	ID	OD	DIM1							AA10740		
							20	140	2627												
				00004	PART 12-01 TO DETAIL	018	PLATE											KG	3.060		
							TK	WDT	LEN	ID	OD	DIM1							AA10108		
							20	145	150												
				00001	PART 12-02 TO DETAIL	019	PLATE											KG	2.490		
							TK	WDT	LEN	ID	OD	DIM1							AA10108		
							20	120	150												
				00001	PART 12-03 TO DETAIL	020	PLATE											KG	2.470		
							TK	WDT	LEN	ID	OD	DIM1							AA10108		
							20	120	150												
				00002	PART 12-04 TO DETAIL	021	PLATE											KG	5.110		
							TK	WDT	LEN	ID	OD	DIM1							AA10108		
							20	144	245												
				00002	PART 13 TO DETAIL	022	PLATE											KG	3.850		
							TK	WDT	LEN	ID	OD	DIM1							AA10740		
							20	120	240												
				00002	PART 14	023	PLATE											KG	6.620		
							TK	WDT	LEN	ID	OD	DIM1							AA10122		
							32	160	245												
				00001	PART 15	024	PLATE											KG	6.400		
							TK	WDT	LEN	ID	OD	DIM1							AA10122		
							32	126	315												
				00004	PART 16 TO DETAIL	025	PLATE											KG	0.056		
							TK	WDT	LEN	ID	OD	DIM1							AA10108		
							8	20	40												
				00001	PART 17 TO DETAIL	026	CHANNEL											KG	1.280		
							TK	WDT	LEN	ID	OD	DIM1							AA10108		
							50	100	140												

DISTRIBUTION DETAILS				REV NO. 3		PREP BY		CKD BY		APPD BY		DATE 05 FEB 2016	
TRE	TRM			PREP BY		CKD BY		APPD BY		DATE			
1	3			KVA		LK		AKP		24 APR 2014		DRG NO 14987000020	
												SHT 2 OF 3	

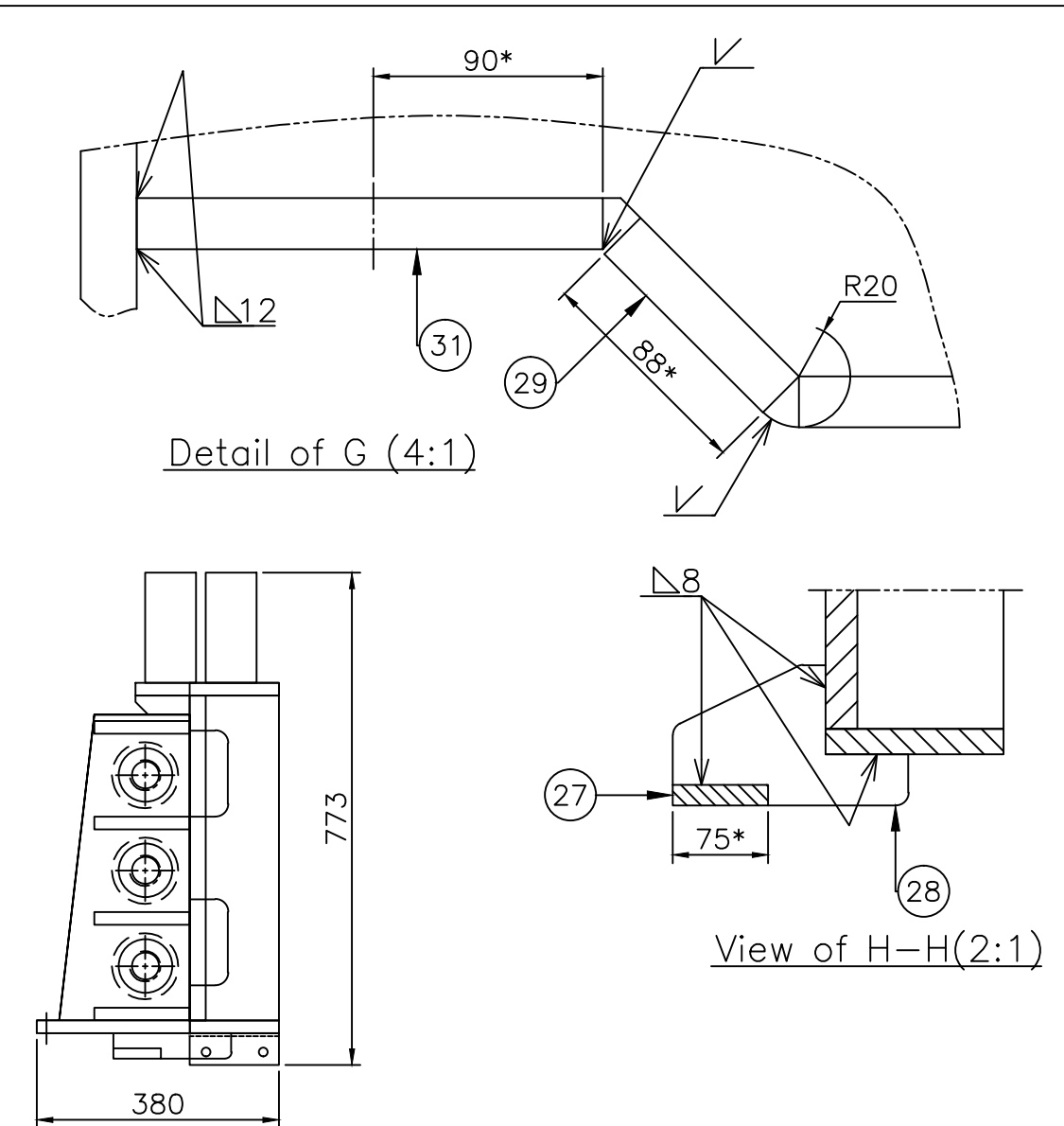
BILL OF MATERIAL	DEP NO	NO OF IT	VAR	TYPE OF PRODUCT	WORK ORDER 62007A51201	DRG NO 14987000020	CORE CODE 65170700	REV 03	
		38	1	500MVA,765KV,1PH. MEGA	TITLE TOP END FRAME H.V.SIDE      TOP END FRAME H				SHT NO 3      OF 3

DU	VAR03	VAR02	VAR01	VAR00	REMARKS	IT NO	DESCRIPTION						DRAWING NO	IT.	MATCODE		A / C	UT	UNIT WT		G / S
							MAT SIZE								DETAILS				MAT SPEC		
				00001	PART 18 TO DETAIL	027	PLATE										KG	0.760			
							TK	WDT	LEN	ID	OD	DIM1									
							16	75	80												
				00002	PART 19 TO DETAIL	028	PLATE										KG	1.910			
							TK	WDT	LEN	ID	OD	DIM1									
							20	110	185												
				00002	PART 20 TO DETAIL	029	PLATE										KG	1.940			
							TK	WDT	LEN	ID	OD	DIM1									
							20	88	140												
				00002	PART 21 TO DETAIL	030	PLATE										KG	4.500			
							TK	WDT	LEN	ID	OD	DIM1									
							20	140	284												
				00002	PART 22 TO DETAIL	031	PLATE										KG	4.000			
							TK	WDT	LEN	ID	OD	DIM1									
							20	140	183												
				00002	GPT.612001.2009	033	GROUNDING PAD						44987000029								
							TK	WDT	LEN	ID	OD	DIM1									
				00002	GPT.612001.2081-09	034	BRACKET						44987000028	09			KG	9.700			
							TK	WDT	LEN	ID	OD	DIM1									
				00001	GPT.612001.2082-01	035	BRACKET						34987000123	00							
							TK	WDT	LEN	ID	OD	DIM1									
				00004	PART 24	036	PLATE										KG	1.010			
							TK	WDT	LEN	ID	OD	DIM1									
							16	70	115												
				00001	PART 25	037	PLATE										KG	8.700			
							TK	WDT	LEN	ID	OD	DIM1									
							22	115	440												
				00002	PART 26	038	RIB										KG	10.400			
							TK	WDT	LEN	ID	OD	DIM1									
							22	140	510												

1022.5

DISTRIBUTION DETAILS					REV NO. 3		PREP BY		CKD BY		APPD BY		DATE 05 FEB 2016	
TRE	TRM				PREP BY	CKD BY	APPD BY	DATE						
1	3				KVA	LK	AKP	24 APR 2014						
								DRG NO 14987000020		SHT 3 OF 3				





- NOTES:-**
1. FOR DELINKED BOM REFER COMPUTER BOM NO. 14987000020.
  2. \*REFERENCE DIMENSIONS.
  3. ALL SHARP EDGES OF THE YOKI BEAM MUST BE ROUNDED.
  4. FELDING OF LOW-MAGNETIC STEEL SHALL BE MADE BY STAINLESS ELECTRODE.
  5. SURFACE COATING SHALL BE UNDER CUSTOMER TECHNOLOGICAL INSTRUCTION - OIL PROOF.
  6. THE FACE SIDE OF THE GROUNDING PAD DO NOT PAINT.
  7. ALL THE RIBS SHALL BE WELDED BY  $\Delta 8$ .
  8. ALL THE ANGLES SHALL BE WELDED BY  $\Delta 6$ .
  9. ALL WELD SEAMS, WHICH ARE NOT SPECIFIED, SHALL BE WELDED BY  $\Delta 8$ .
  10. DO NOT PAINT THE BOTTOM FACE OF THE PLATE POS.16 ON THE AREA 140X1332 MM.
  11. THE USE OF UNSPECIFIED TECHNICAL REQUIREMENTS SHALL BE IN ACCORDANCE WITH NORMATIVE DOCUMENTS OF CUSTOMER.

2	38	Rib	SS AA10740	Part 26	22x140x510	
1	37	Plate	SS AA10740	Part 25	22x115x440	
4	36	Plate	MS AA10108	Part 24	16x70x115	
1	35	Bracket		GPT.612001.2082-01		
2	34	Bracket		GPT.612001.2081-09		9,7kg
2	33	Grounding pad	SS AA10740	GPT.612001.2009		
2	31	Plate	SS AA10740	Part 22	20x140x183	
2	30	Plate	SS AA10740	Part 21	20x140x284	
2	29	Plate	SS AA10740	Part 20	20x88x140	
2	28	Plate	MS AA10108	Part 19	20x110x185	
1	27	Plate	SS AA10740	Part 18	16x75x80	
1	26	Channel	MS AA10108	Part 17	50x100x140	
4	25	Plate	MS AA10108	Part 16	8x20x40	
1	24	Plate	HTS AA10122	Part 15	32x126x315	
2	23	Plate	HTS AA10192	Part 14	32x160x245	
2	22	Plate	SS AA10740	Part 13	20x120x240	
2	21	Plate	MS AA10108	Part 12-04	20xAxX	
1	20	Plate	MS AA10108	Part 12-03	20xAxX	
1	19	Plate	MS AA10108	Part 12-02	20xAxX	
4	18	Plate	MS AA10108	Part 12-01	20xAxX	
1	17	Plate	SS AA10740	Part 11	20x140x2627	
1	16	Plate	SS AA10740	Part 10	20x140x1332	
1	15	Plate	SS AA10740	Part 9	20x140x1622	
1	14	Plate	MS AA10108	Part 8	20x225x5585	
1	13	Plate	MS AA10108	Part 7	25x510x5585	
4	12	Bar	MS AA10108	Part 6	60x150x173	
5	11	Rib	MS AA10108	Part 5	20x85x85	
3	10	Plate	MS AA10113	Part 4		
2	8	Rib	MS AA10108	Part 3-04	20xAxB	
1	7	Rib	MS AA10108	Part 3-03	20xAxB	
2	5	Rib	SS AA10740	Part 3-01	20xAxB	
1	4	Rib	MS AA10108	Part 2	20x115x510	
1	3	Rib	SS AA10740	Part 1-03	1x115xA	
7	2	Rib	MS AA10108	Part 1-02	1x115xA	
2	1	Rib	SS AA10740	Part 23	22x140x510	
QTY	NO.	NAME	MATERIAL	DWG. NO. & SPEC MATERIAL CODE	SIZE TlxWlx	REMARK
Y. DRG. NO. GPT 612001.2000			ITEM NO. 34	GPT DRG. NO. GPT 612001.2080		
INFORMATION NO. - 62007-A-512-01 OF DRAWING U			500 MVA, 765/400/33 KV 1 PHASE, AUTO TRANSFORMER MEGHA ENG. & INFRA LTD. TRFR & REACTOR PKG FOR WUPPTCL			
OF DRAWING PRINTS E-1, TRM-3 M-8			भारत हेवी इलेक्ट्रिकल लिमिटेड भारत BHARAT HEAVY ELECTRICALS LTD. BHOPAL			
ALTERED: SKC CHECKED: LXC APPROVED: AKP			ड्राइंग SCALE 1:100			
12 SIZE CHANGED FROM 158x173 TO 60x150x173			1 498 70 000020			

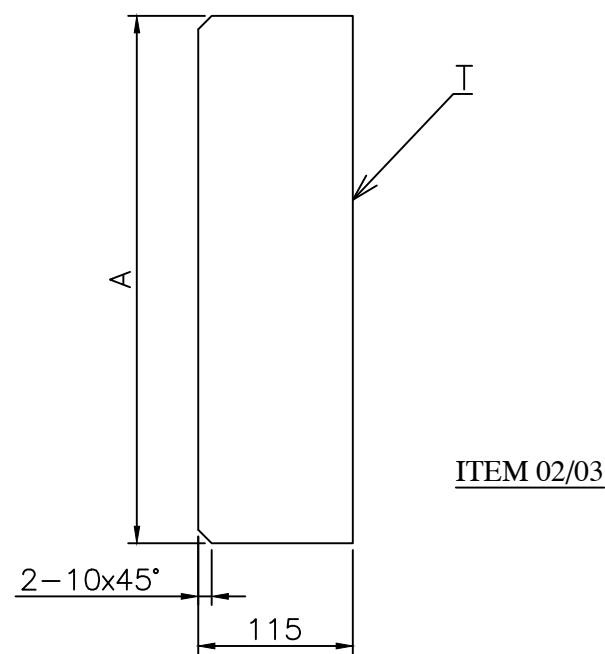


FIRST ANGLE PROJECTION

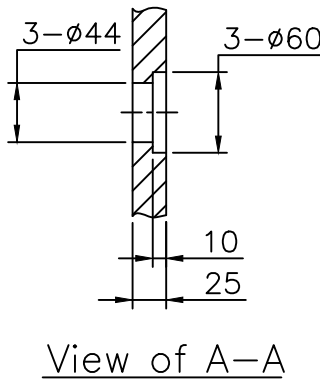
(ALL DIMENSIONS ARE IN mm)

Part.7

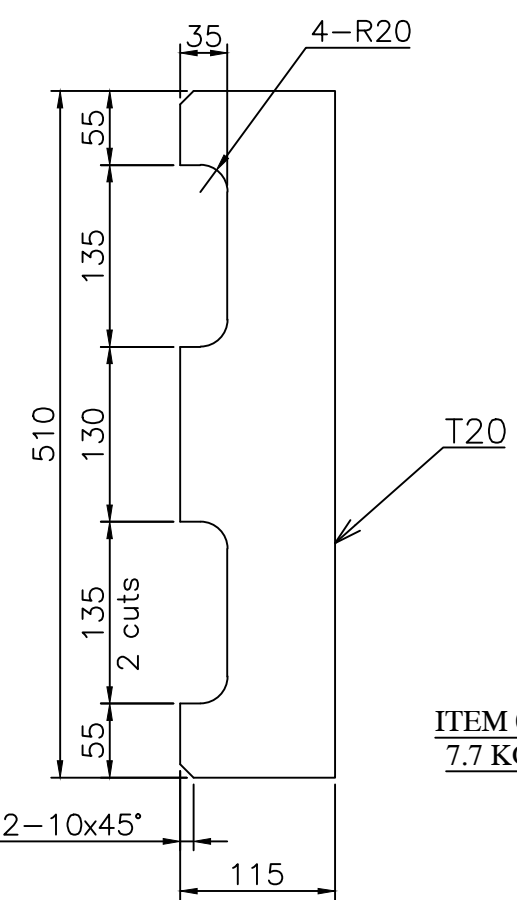
1 498 70 00020



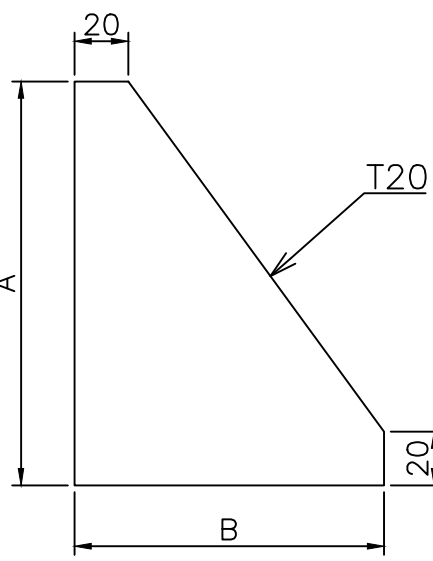
Dimensions, mm					
Item no.	Pos.	A	T	Material	Mass,kg
2	-02	510	20	MS AA10108	9.2
003	-03	440	22	SS AA10740	8.7



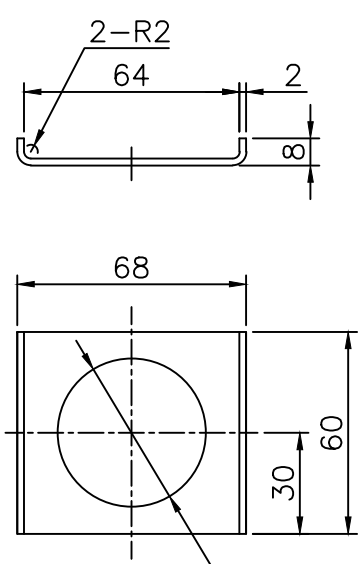
View of A-A



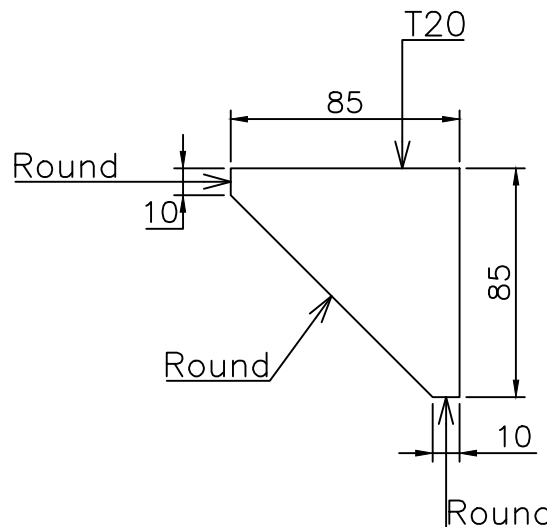
1.Remove all sharp edges of the cuts.



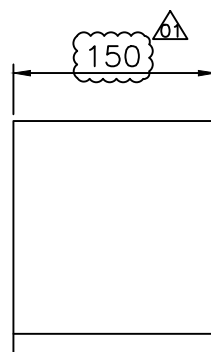
Dimensions, mm					
Item no.	Pos.	A	B	Material	Mass,kg
005	-01	120	115	SS AA10740	1.42
007	-03	160	115	MS AA10108	1.85
008	-04	70	100	MS AA10108	0.79



ITEM 10  
0.4 KG

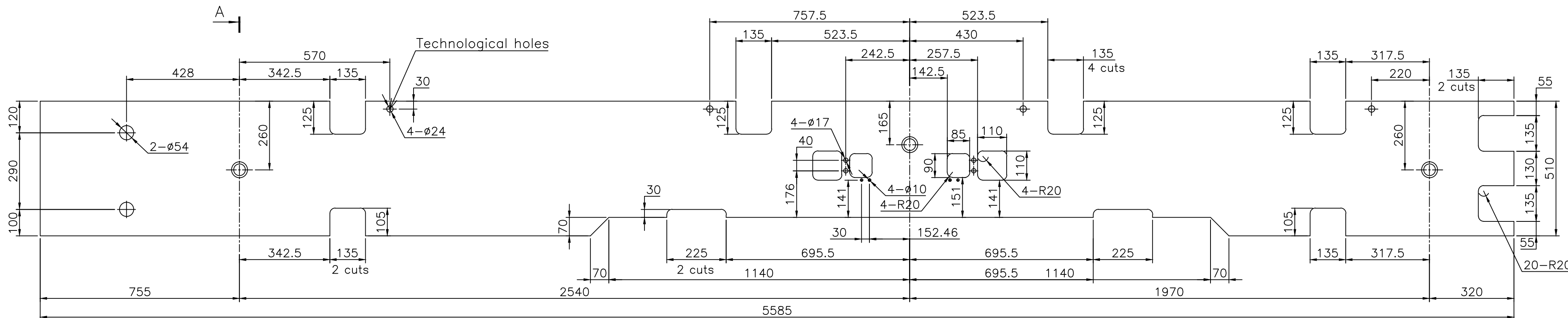


ITEM 11  
0.81 KG



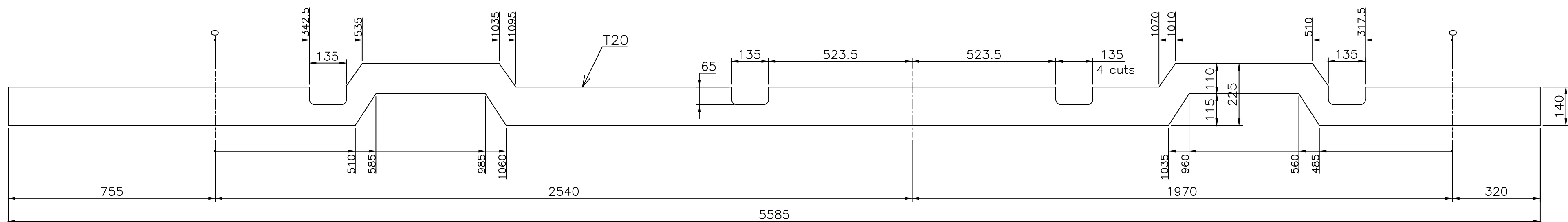
ITEM 12  
18.5 KG

Item no.	Pos.	A	B	C	D	E	Mass,kg
18	-01	145	70	150	75	54	3.06
19	-02	120	60	150	75	48	2.49
20	-03	120	60	150	75	54	2.47
21	-04	144	57	245	122.5	54	5.11



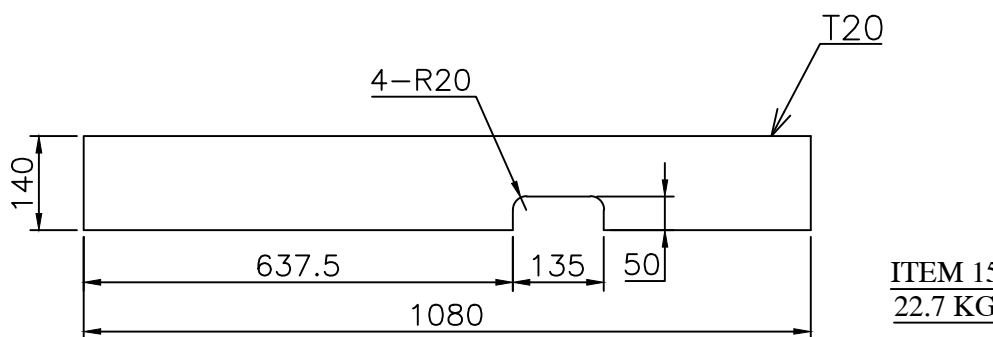
ITEM 13  
490 KG

1.Remove all sharp edges of the cuts.



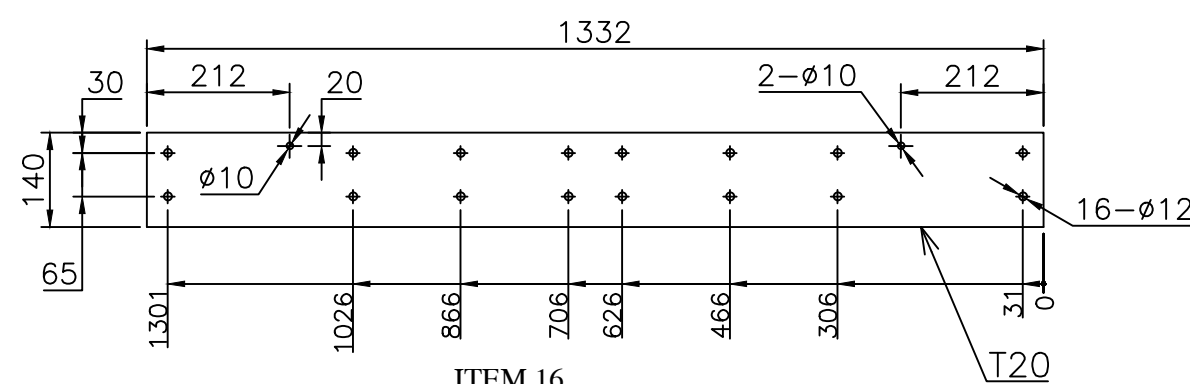
ITEM 14  
115 KG

1.Remove all sharp edges of the cuts.



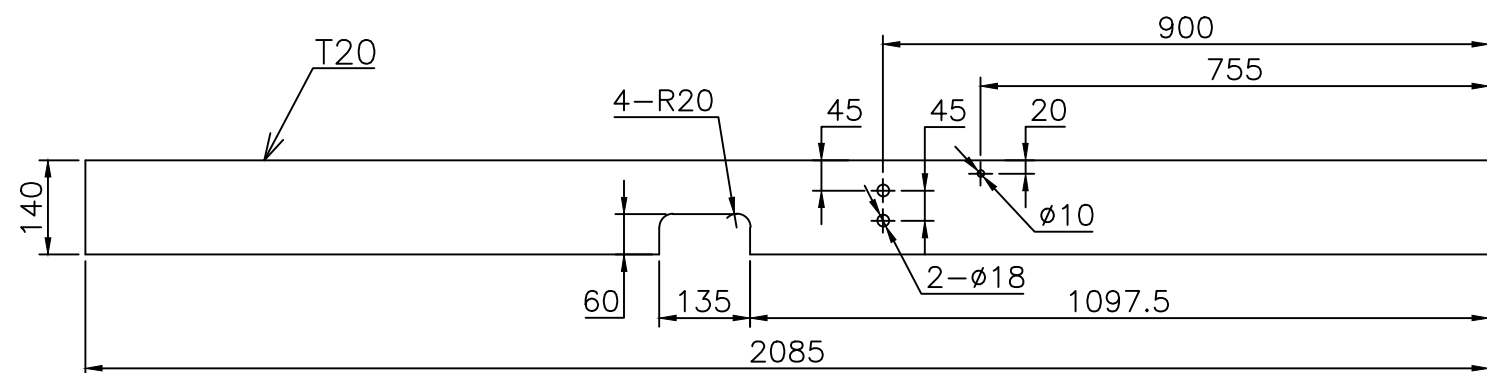
ITEM 15  
22.7 KG

1.Remove all sharp edges of the cuts.



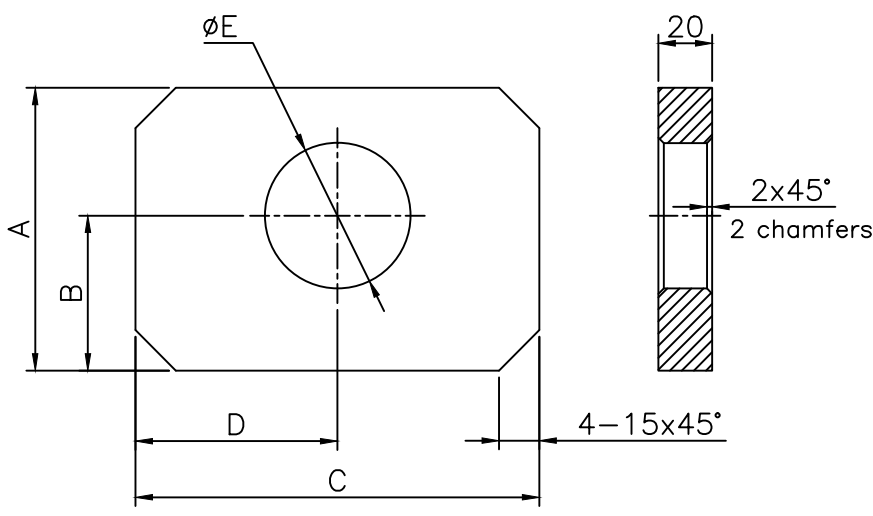
ITEM 16  
29.4 KG

1.Remove all sharp edges of the cuts.

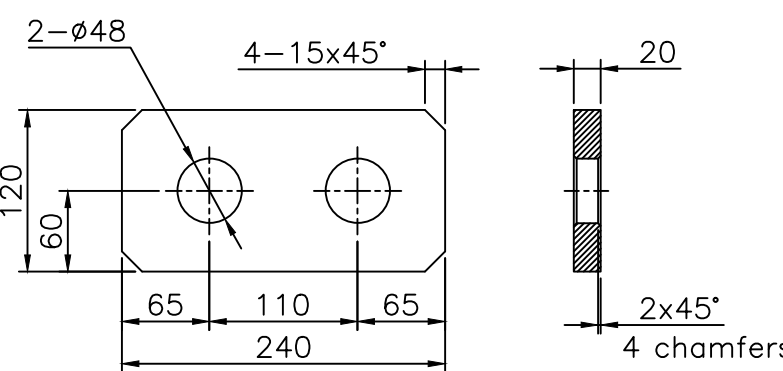


ITEM 17  
44.7 KG

1.Remove all sharp edges of the cuts.



ITEM 18/19/20/21



ITEM 22  
3.85 KG

GPT ASSY. DRG. NO.		GPT 612001.2000		ITEM NO. 34		GPT DRG. NO.		GPT 612001.2000	
ADDITIONAL INFORMATION		W.O. NO.- 62007-A-512-01		500 MVA, 765/400/33 KV 1 PHASE, AUTO TRANSFORMER		MEGHA ENGG. & INFRA LTD.		TRFR & REACTOR PKG FOR WUPPTCL	
STATUS OF DRAWING		U		DISTRIBUTION OF PRINTS		TRE-1, TRM-3		FTM-8	
REV. DATE		REV. DATE		REV. DATE		REV. DATE		REV. DATE	
03 05.02.16		02 10.11.15		01 16.10.14		01 16.10.14		01 16.10.14	
SHEET NO. 01 REVISED.		SHEET NO. 03 REVISED.		SHEET NO. 01 REVISED.		SHEET NO. 01 REVISED.		SHEET NO. 01 REVISED.	
ZONE IT-12		ZONE IT-12		ZONE IT-12		ZONE IT-12		ZONE IT-12	
SIZE CHANGED FROM 80x156x173 TO 60x150x173		SIZE CHANGED FROM 80x156x173 TO 60x150x173		SIZE CHANGED FROM 80x156x173 TO 60x150x173		SIZE CHANGED FROM 80x156x173 TO 60x150x173		SIZE CHANGED FROM 80x156x173 TO 60x150x173	
UPPER HV YOKE BEAM		UPPER HV YOKE BEAM		UPPER HV YOKE BEAM		UPPER HV YOKE BEAM		UPPER HV YOKE BEAM	
1 498 70 00020		1 498 70 00020		1 498 70 00020		1 498 70 00020		1 498 70 00020	
03		03		03		03		03	



BILL OF MATERIAL	DEP NO	NO OF IT	VAR	TYPE OF PRODUCT	WORK ORDER 62007A51201	DRG NO 14987000021	CORE CODE 65170701	REV 03	
		38	36	500MVA,765KV,1PH. MEGA	TITLE TOP END FRAME L.V.SIDE TOP END FRAME L				SHT NO 1 OF 3

DU	VAR03	VAR02	VAR01	VAR00	REMARKS	IT NO	DESCRIPTION						DRAWING NO	IT.	MATCODE		A / C	UT	UNIT WT		G / S
							MAT SIZE						DETAILS	VAR	MAT SPEC				QTY	ZONE	
				00002	PART 23	001	RIB									KG	10.400				
					TO DETAIL		TK	WDT	LEN	ID	OD	DIM1					AA10740				
					22		410	510													
				00007	PART 1-02	002	RIB									KG	9.200				
					TO DETAIL		TK	WDT	LEN	ID	OD	DIM1					AA10108				
					20		115	510													
				00002	PART 1-03	003	RIB									KG	8.700				
					TO DETAIL		TK	WDT	LEN	ID	OD	DIM1					AA10740				
					22		115	440													
				00001	PART.2	004	RIB									KG	7.700				
					TO DETAIL		TK	WDT	LEN	ID	OD	DIM1					AA10108				
					20		115	510													
				00002	PART 3-01	005	RIB									KG	1.420				
					TO DETAIL		TK	WDT	LEN	ID	OD	DIM1					AA10740				
					20		120	115													
				00001	PART 3-03	007	RIB									KG	1.850				
					TO DETAIL		TK	WDT	LEN	ID	OD	DIM1					AA10108				
					20		160	115													
				00002	PART 3-04	008	RIB									KG	0.790				
					TO DETAIL		TK	WDT	LEN	ID	OD	DIM1					AA10108				
					20		70	100													
				00003	PART 4	010	PLATE									KG	0.040				
					TO DETAIL		TK	WDT	LEN	ID	OD	DIM1					AA10113				
				00005	PART 5	011	RIB									KG	0.810				
					TO DETAIL		TK	WDT	LEN	ID	OD	DIM1					AA10108				
					20		85	85													
				00004	PART 6	012	BAR									KG	18.500				
					TO DETAIL		TK	WDT	LEN	ID	OD	DIM1					AA10108				
					60		150	173													
				00001	PART 7	013	PLATE									KG	490.000				
					TO DETAIL		TK	WDT	LEN	ID	OD	DIM1					AA10108				
					25		510	5585													
				00001	PART 8	014	PLATE									KG	115.000				
					TO DETAIL		TK	WDT	LEN	ID	OD	DIM1					AA10108				
					20		225	5585													

DISTRIBUTION DETAILS				REV NO. 3		PREP BY		CKD BY		APPD BY		DATE 05 FEB 2016	
TRE	TRM			PREP BY		CKD BY		APPD BY		DATE			
1	3			KVA		LK		AKP		24 APR 2014		DRG NO 14987000021	
												SHT 1 OF 3	

BILL OF MATERIAL	DEP NO	NO OF IT	VAR	TYPE OF PRODUCT	WORK ORDER 62007A51201	DRG NO 14987000021	CORE CODE 65170701	REV 03	
		38	36	500MVA,765KV,1PH. MEGA	TITLE				SHT NO
					TOP END FRAME L.V.SIDE	TOP END FRAME L	2	OF 3	

DU	VAR03	VAR02	VAR01	VAR00	REMARKS	IT NO	DESCRIPTION						DRAWING NO	IT.	MATCODE		A / C	UT	UNIT WT		G / S	
							MAT SIZE								DETAILS				MAT SPEC			QTY
				00001	PART 9  TO DETAIL	015	PLATE								AA10740			KG	22.700			
							TK	WDT	LEN	ID	OD	DIM1										
							20	140	1622													
				00001	PART 10  TO DETAIL	016	PLATE								AA10740			KG	29.400			
							TK	WDT	LEN	ID	OD	DIM1										
							20	140	1332													
				00001	PART 11  TO DETAIL	017	PLATE								AA10740			KG	44.700			
							TK	WDT	LEN	ID	OD	DIM1										
							20	140	2627													
				00004	PART 12-01  TO DETAIL	018	PLATE								AA10108			KG	3.060			
							TK	WDT	LEN	ID	OD	DIM1										
							20	145	150													
				00001	PART 12-02  TO DETAIL	019	PLATE								AA10108			KG	2.490			
							TK	WDT	LEN	ID	OD	DIM1										
							20	120	150													
				00001	PART 12-03  TO DETAIL	020	PLATE								AA10108			KG	2.470			
							TK	WDT	LEN	ID	OD	DIM1										
							20	120	150													
				00002	PART 12-04  TO DETAIL	021	PLATE								AA10108			KG	5.110			
							TK	WDT	LEN	ID	OD	DIM1										
							20	144	245													
				00002	PART 13  TO DETAIL	022	PLATE								AA10740			KG	3.850			
							TK	WDT	LEN	ID	OD	DIM1										
							20	120	240													
				00002	PART.14  TO DETAIL	023	PLATE								AA10122			KG	6.620			
							TK	WDT	LEN	ID	OD	DIM1										
							32	160	245													
				00001	PART.15  TO DETAIL	024	PLATE								AA10122			KG	6.400			
							TK	WDT	LEN	ID	OD	DIM1										
							32	126	315													
				00004	PART 16  TO DETAIL	025	PLATE								AA10108			KG	0.056			
							TK	WDT	LEN	ID	OD	DIM1										
							8	20	40													
				00001	PART.17  TO DETAIL	026	CHANNEL								AA10108			KG	1.280			
							TK	WDT	LEN	ID	OD	DIM1										
							50	100	140													

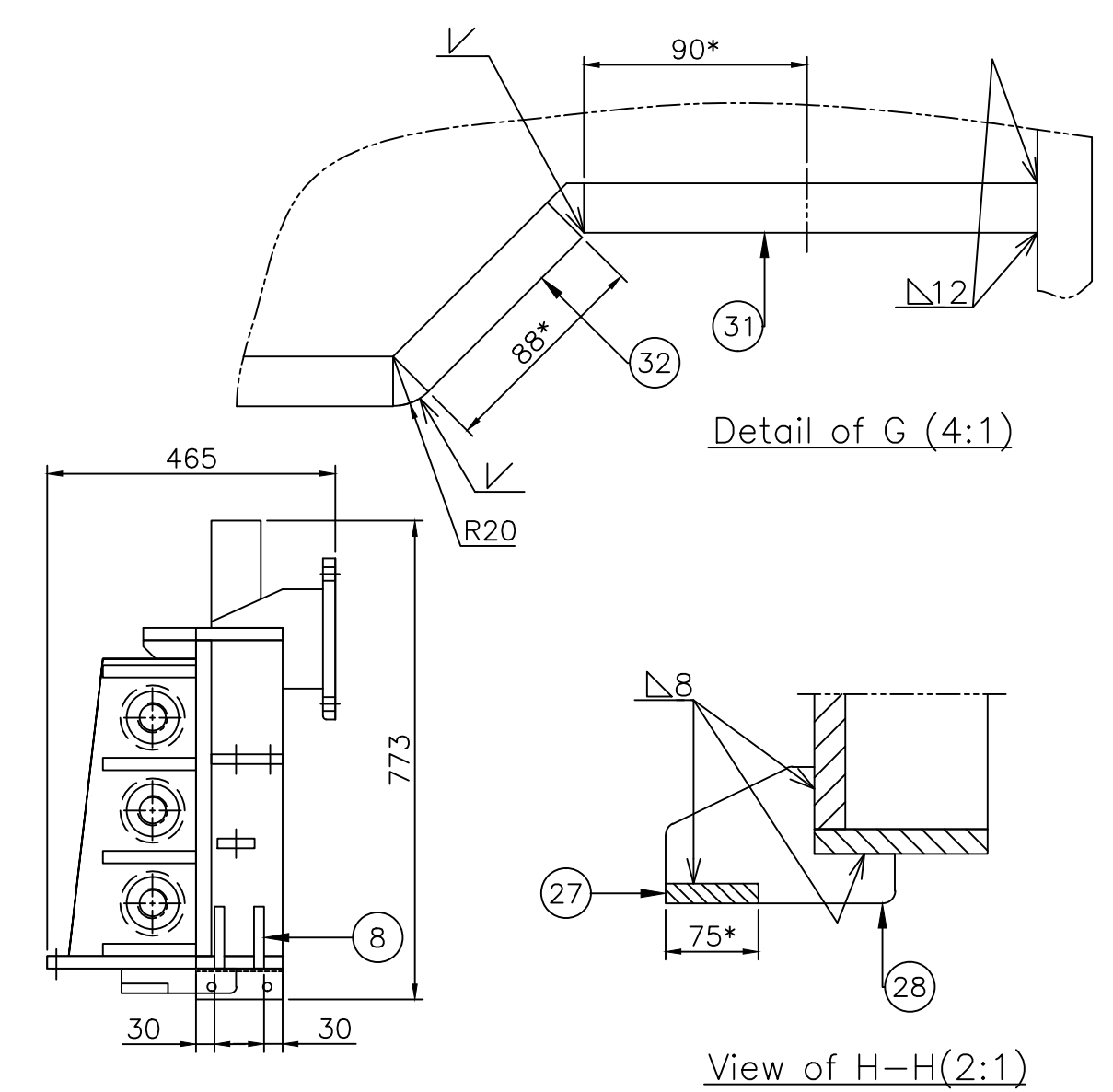
DISTRIBUTION DETAILS					REV NO. 3		PREP BY		CKD BY		APPD BY		DATE 05 FEB 2016	
TRE	TRM				PREP BY	CKD BY	APPD BY	DATE						
1	3				KVA	LK	AKP	24 APR 2014						

BILL OF MATERIAL	DEP NO	NO OF IT	VAR	TYPE OF PRODUCT	WORK ORDER 62007A51201	DRG NO 14987000021	CORE CODE 65170701	REV 03	
		38	36	500MVA,765KV,1PH. MEGA	TITLE TOP END FRAME L.V.SIDE TOP END FRAME L				SHT NO 3 OF 3

DU	VAR03	VAR02	VAR01	VAR00	REMARKS	IT NO	DESCRIPTION	DRAWING NO	IT.	MATCODE	A / C	UT	UNIT WT	G / S			
							MAT SIZE	DETAILS		MAT SPEC			QTY	ZONE			
				00001	PART 18  TO DETAIL	027	PLATE					KG	0.760				
							TK	WDT	LEN	ID	OD		DIM1		AA10740		
							16	75	80								
				00002	PART 19  TO DETAIL	028	PLATE					KG	1.910				
							TK	WDT	LEN	ID	OD		DIM1		AA10108		
							20	110	185								
				00001	PART 20	029	PLATE					KG	1.320				
							TK	WDT	LEN	ID	OD		DIM1		AA10108		
							10	105	160								
				00002	PART 21	030	PLATE					KG	4.500				
							TK	WDT	LEN	ID	OD		DIM1		AA10740		
							20	140	284								
				00002	PART 22	031	PLATE					KG	4.000				
							TK	WDT	LEN	ID	OD		DIM1		AA10740		
							20	140	183								
				00002		032	PLATE					KG					
							TK	WDT	LEN	ID	OD		DIM1		AA10740		
							20	88	140								
				00004	GPT.612001.2009	033	GROUNDING PAD		44987000029			KG					
							TK	WDT	LEN	ID	OD		DIM1		AA10740		
				00002	GPT.612001.2081-09	034	BRACKET		44987000028			KG	9.700				
							TK	WDT	LEN	ID	OD		DIM1	09			
				00001	GPT.612001.2082-02	035	BRACKET		34987000123			KG					
							TK	WDT	LEN	ID	OD		DIM1	01			
				00002	PART 24	036	BRACKET					KG	8.320				
							TK	WDT	LEN	ID	OD		DIM1		AA10108		
				00004	PART 25	037	PLATE					KG	0.860				
							TK	WDT	LEN	ID	OD		DIM1		AA10108		
							16	60	115								
				00002	PART 26	038	RIB					KG	10.400				
							TK	WDT	LEN	ID	OD		DIM1		AA10740		
							22	140	510								

1036.0

DISTRIBUTION DETAILS					REV NO. 3	PREP BY	CKD BY	APPD BY	DATE 05 FEB 2016	
TRE	TRM				PREP BY	CKD BY	APPD BY	DATE		
1	3				KVA	LK	AKP	24 APR 2014	DRG NO 14987000021	SHT 3 OF 3



- NOTES:-**
1. FOR DELINKED BOM REFER COMPUTER BOM NO. 14987000021.
  2. \*REFERENCE DIMENSIONS.
  3. ALL SHARP EDGES OF THE YORKE BEAM MUST BE ROUNDED.
  4. THE END OF LOW-MAGNETIC STEEL SHALL BE WELDING ELECTRODE.
  5. SURFACE COATING SHALL BE UNDER CUSTOMER TECHNOLOGICAL INSTRUCTION - OIL PROOF.
  6. THE FACE SIDE OF THE GROUNDING PAD DO NOT PAINT.
  7. ALL THE RIBS SHALL BE WELDED BY Δ 8.
  8. ALL THE ANGLES SHALL BE WELDED BY Δ 6.
  9. ALL WELD SEAMS, WHICH ARE NOT SPECIFIED, SHALL BE WELDED BY Δ 8.
  10. DO NOT PAINT THE BOTTOM FACE OF THE PLATE POS.16 ON THE AREA 140X132 MM.
  11. THE REST OF UNSPECIFIED TECHNICAL REQUIREMENTS SHALL BE IN ACCORDANCE WITH THE STANDARD OF THE CUSTOMER.

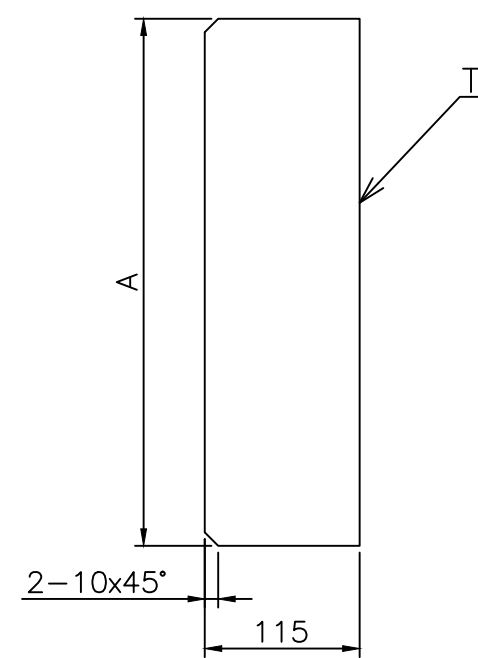
2	38	Rib		SS AA10740		Part 26		22x140x510	
4	37	Plate		MS AA10108		Part 25		16x60x115	
2	36	Bracket				Part 24			
1	35	Bracket				GPT.612001.2082-02			
2	34	Bracket				GPT.612001.2081-09			
4	33	Grounding pad		SS AA10740		GPT.612001.2009			9,7kg
2	32	Plate		SS AA10740				20x88x140	
2	31	Plate		SS AA10740		Part 22		20x140x183	
2	30	Plate		SS AA10740		Part 21		20x140x284	
1	29	Plate		MS AA10108		Part 20		10x105x160	
2	28	Plate		MS AA10108		Part 19		20x110x185	
1	27	Plate		SS AA10740		Part 18		16x75x80	
1	26	Channel		MS AA10108		Part 17		50x100x140	
4	25	Plate		MS AA10108		Part 16		8x20x40	
1	24	Plate		HTS AA101122		Part 15		32x126x315	
2	23	Plate		HTS AA101122		Part 14		32x160x245	
2	22	Plate		SS AA10740		Part 13		20x120x240	
2	21	Plate		MS AA10108		Part 12—04		20xAxC	
1	20	Plate		MS AA10108		Part 12—03		20xAxC	
1	19	Plate		MS AA10108		Part 12—02		20xAxC	
4	18	Plate		MS AA10108		Part 12—01		20xAxC	
1	17	Plate		SS AA10740		Part 11		20x140x2627	
1	16	Plate		SS AA10740		Part 10		20x140x1332	
1	15	Plate		SS AA10740		Part 9		20x140x1622	
1	14	Plate		MS AA10108		Part 8		20x225x5585	
1	13	Plate		MS AA10108		Part 7		25x510x5585 60x150x173	
4	12	Bar		MS AA10108		Part 6			
5	11	Rib		MS AA10108		Part 5		20x85x85	
3	10	Plate		MS AA10113		Part 4			
2	8	Rib		MS AA10108		Part 3—04		20xAxB	
1	7	Rib		MS AA10108		Part 3—03		20xAxB	
2	5	Rib		SS AA10740		Part 3—01		20xAxB	
1	4	Rib		MS AA10108		Part 2		20x115x510	
2	3	Rib		SS AA10740		Part 1—03		Tx115xA	
7	2	Rib		MS AA10108		Part 1—02		Tx115xA	
2	1	Rib		SS AA10740		Part 23		22x140x510	
Q'TY	NO.	NAME	MATERIAL		DWG. NO. & SPEC MATERIAL CODE	SIZE TlxWxl	REMARK		
DRG. NO.	GPT 612001.2000	ITEM NO.	35		GPT DRG. NO.	GPT 612001.2090			
GENERAL INFORMATION NO.- 62007-A-512-01		उपरोक्त से पहले का ड्राफ्ट / गैरिफिकेशन का साथ		500 MVA, 765/400/33 KV 1 PHASE, AUTO TRANSFORMER					
OF DRAWING U		TYPE OF PRODUCT OR NAME OF CUSTOMER/PROJECT		MEGHA ENGG. & INFRA LTD. TRFR & REACTOR PGF FOR WUPPCL					
DESCRIPTION OF PRINTS				भारत हेवी इलेक्ट्रिकल्स लिमिटेड ओपल BHARAT HEAVY ELECTRICALS LTD. BHOVAL					
				डायना मिनी प्रो LALIT AKP REV. NO. 01 REV. DATE 08.03.14					
APPROVED A.E.P. [Signature]				APPROVED SCALE 1:100					
14 APPROVED 12 SIZE CHANGED FROM 56x173 TO 60x150x173				REV. NO. 35					
				DRAFT NO. 1 498 70 00021					
				PAGE NO./TOTAL PAGES 01 TOTAL NO. OF SHEETS/NO. OF SETS 03					

FIRST ANGLE PROJECTION

(ALL DIMENSIONS ARE IN mm)

DR. NO. 1 498 70 00021 Part.1

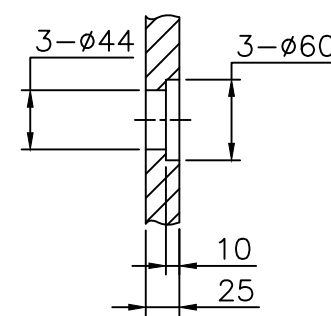
Part.7



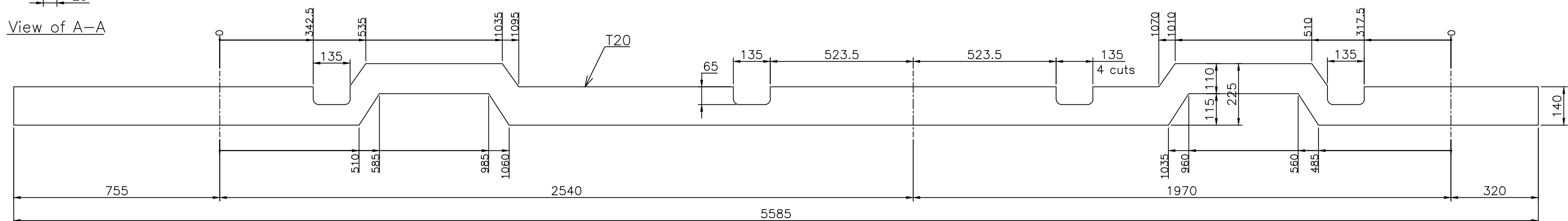
ITEM 02/03

Dimensions, mm

Item no.	Pos.	A	T	Material	Mass,kg
002	-02	510	20	MS AA10108	9.2
003	-03	440	22	SS AA10740	8.7

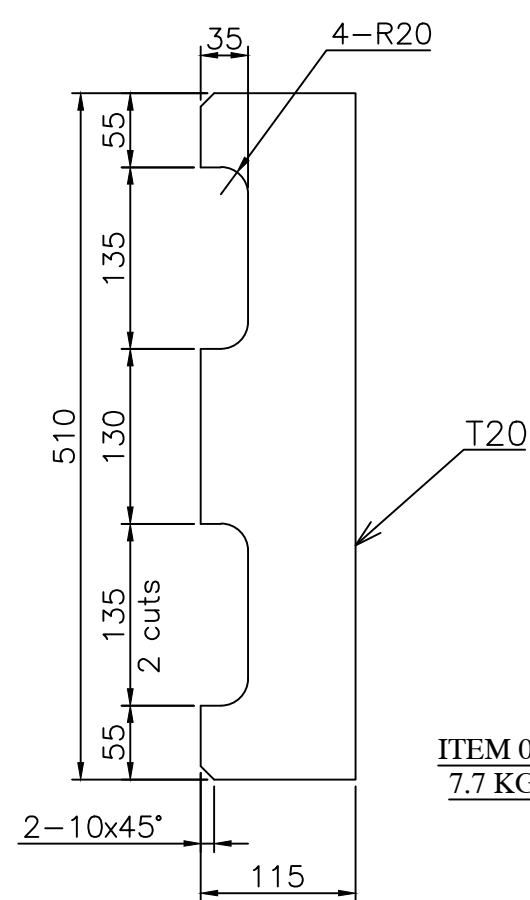


View of A-A



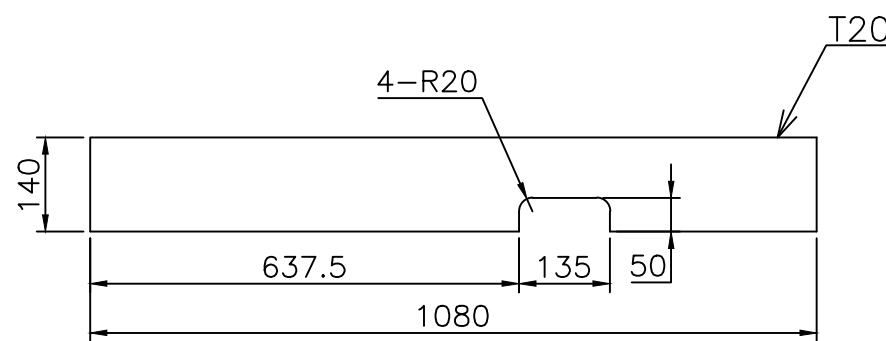
ITEM 13  
490 KG

1.Remove all sharp edges of the cuts.



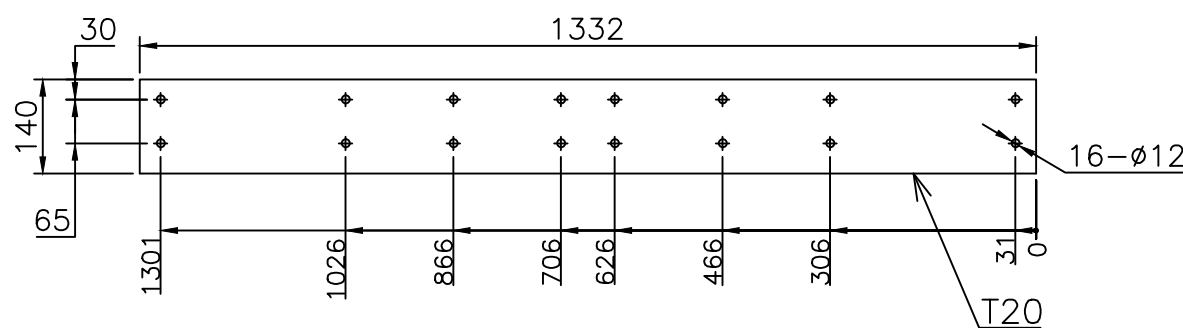
ITEM 04  
7.7 KG

1.Remove all sharp edges of the cuts.



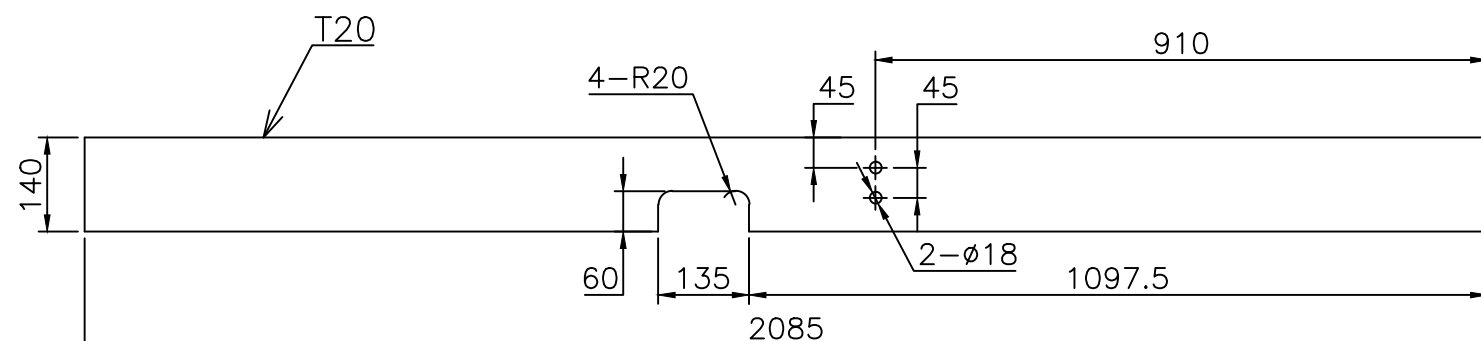
ITEM 15  
22.7 KG

1.Remove all sharp edges of the cuts.



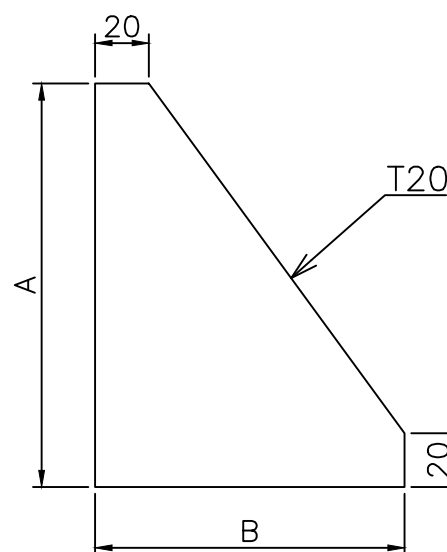
ITEM 16  
29.4 KG

1.Remove all sharp edges of the cuts.



ITEM 17  
44.7 KG

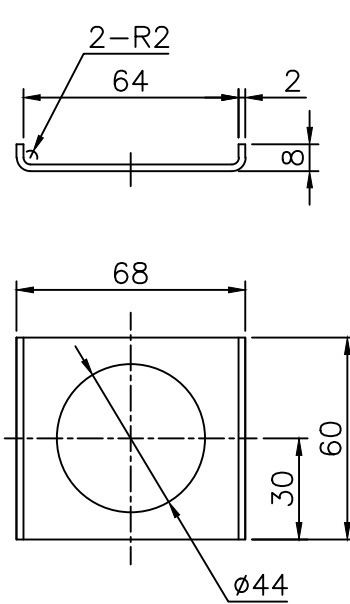
1.Remove all sharp edges of the cuts.



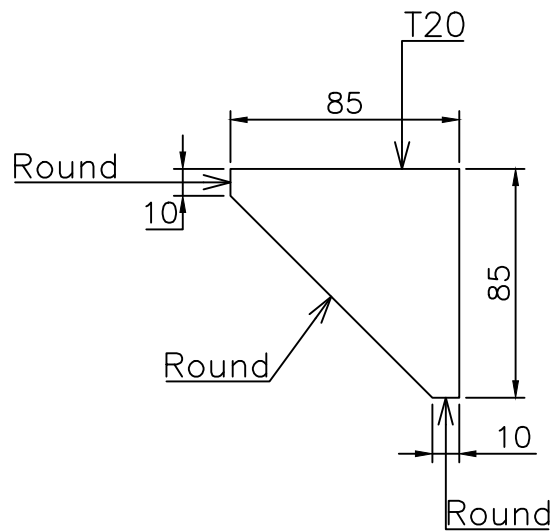
ITEM 05/07/08

Dimensions, mm

Item no.	Pos.	A	B	Material	Mass,kg
005	-01	120	115	SS AA10740	1.42
006	-03	160	115	MS AA10108	1.85
007	-04	70	100	MS AA10108	0.79

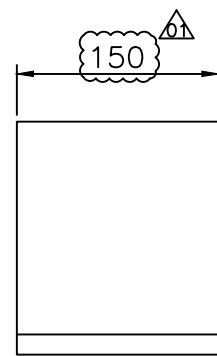


ITEM 10  
.04 KG

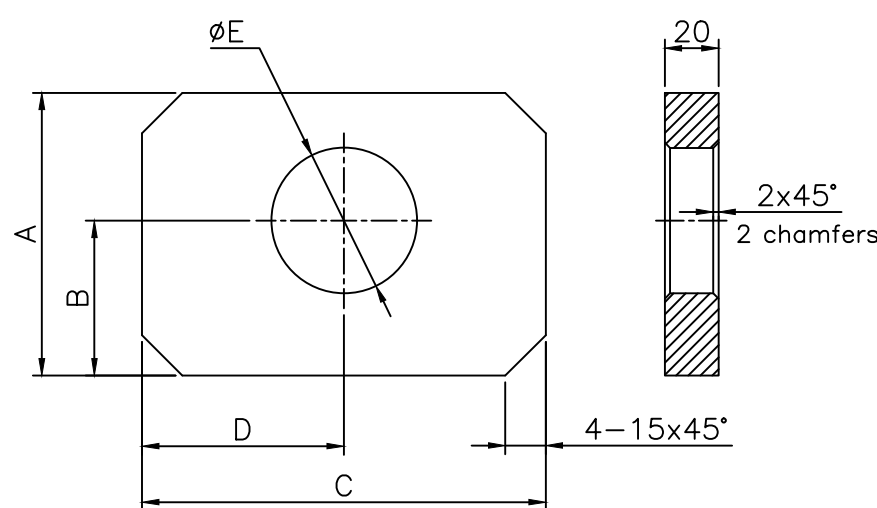


ITEM 11  
0.81 KG

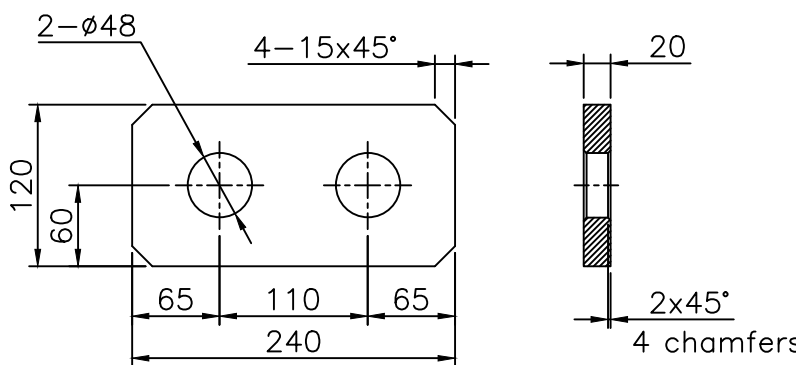
1. Round with 3mm radius.



ITEM 12  
18.5 KG



ITEM 18/19/20/21



ITEM 22  
3.85 KG

Dimensions, mm

Item no.	Pos.	A	B	C	D	E	Mass,kg
018	-01	145	70	150	75	54	3.06
019	-02	120	60	150	75	48	2.49
020	-03	120	60	150	75	54	2.47
021	-04	144	57	245	122.5	54	5.11

GPT. ASSY. DRG. NO.	GPT. 612001.2000	ITEM NO.	35	GPT. DRG. NO.	GPT. 612001.2090
ADDITIONAL INFORMATION	500 MVA, 765/400/33 KV 1 PHASE, AUTO TRANSFORMER				
WO. NO.:- 62007-A-512-01	MEGHA ENGG. & INFRA LTD.				
STATUS OF DRAWING	TRFR & REACTOR PKG FOR WUPPTCL				
DISTRIBUTION OF PRINTS	TRE-1, TRM-3				
ITEM NO.	35	ITEM NO.	35	ITEM NO.	35
DATE	05.02.16	DATE	16.10.14	DATE	05.05.14
DESIGNER	AKP	CHECKER	LALIT	APPROVED	AKP
SCALE	1:1	SCALE	1:1	SCALE	1:1
WEIGHT	1064	WEIGHT	1064	WEIGHT	1064
REF. TO ASSY. DRG.	0 498 70 00002	REF. TO ASSY. DRG.	0 498 70 00002	REF. TO ASSY. DRG.	0 498 70 00002
DRAWING NO.	1 498 70 00021	DRAWING NO.	1 498 70 00021	DRAWING NO.	1 498 70 00021
REV. NO.	03	REV. NO.	03	REV. NO.	03

INVENTORY NO.	SIGN. & DATE	REF. DRG. NO.
---------------	--------------	---------------

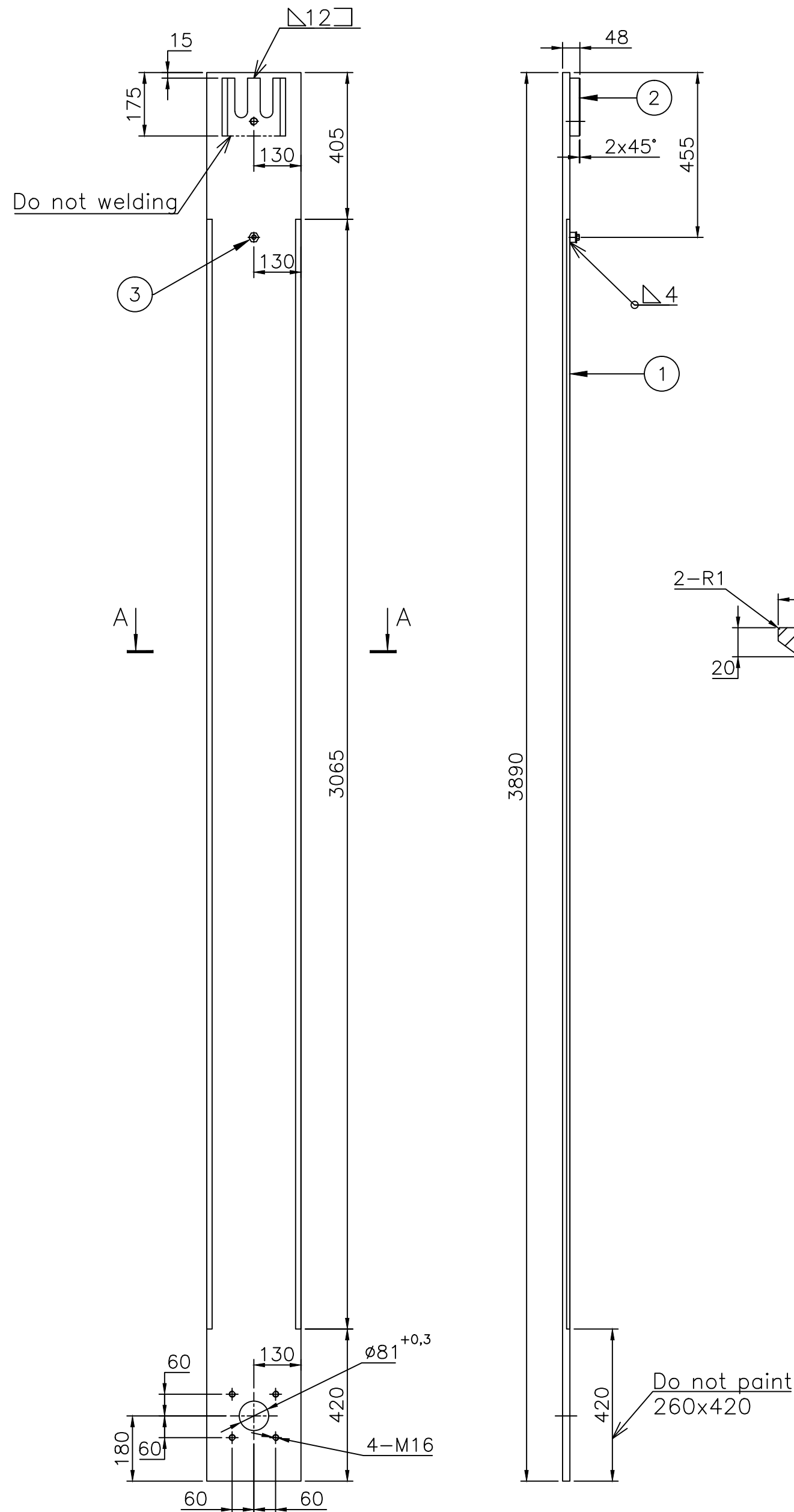
(ALL DIMENSIONS ARE IN mm)

[illegible]








2 498 70 00016

DRG. NO.



View of A-A(4:1)

1. FOR DELINKED BOM REFER COMPUTER BOM NO. 24987000016.
2. SURFACE COATING SHALL BE OIL-PROOF AND APPLIED ACCORDING TO CUSTOMER TECHNOLOGY.
3. THE REST OF UNSPECIFIED TECHNICAL REQUIREMENTS SHALL BE IN ACCORDANCE WITH NORMATIVE DOCUMENTS OF CUSTOMER.

GPT ASSY. DRG. NO.			GPT 612001.2000			ITEM NO.		6		GPT DRG. NO.			GPT 612001.2003										
ADDITIONAL INFORMATION WO. NO.- 62007-A-512-01						उत्पाद का प्रकार या ग्राहक /परियोजना का नाम 500 MVA, 765/400/33 KV 1 PHASE, AUTO TRANSFORMER MEGHA ENGG. & INFRA LTD.																	
STATUS OF DRAWING U						TYPE OF PRODUCT OR NAME OF CUSTOMER/PROJECT TRFR & REACTOR PKG FOR WUPPTCL																	
DISTRIBUTION OF PRINTS  TRE-1, TRM-3 FTM-8								भारत हे वी इलेक्ट्रिकल्स लिमिटेड भोपाल BHARAT HEAVY ELECTRICALS LTD. BHOPAL		कलाया		नाम/ NAME		हस्ता/ SIGN		दिनांक/DATE		वेर. की संख्या					
										DRN		SKC				30.04.14		NO. OF VAR					
										जवाब		LALIT				05.05.14							
										संशोधित		AKP				08.05.14		-					
REV.		DATE		ALTERED CHECKED APPROVED		डिप्ट TRE		उम. टा.न. नाप की श्रेणी UNTL. DIMS. GR.				अनुपात SCALE		भार कि.ग्रा. WEIGHT (K.G.)		उम. ड्राईंग का संदर्भ REF. TO ASSY. DRG.				मद क. ITEM NDL		मद संख्या NDL OF ITEM	
						कोड 406		-				160:4		160.4		0 498 70 00002				6		-	
शीर्षक/ TITLE										ड्राईंग का नं./DRAWING NO.												अनु./REV	
SIDE LOCK PLATE										2 498 70 00016												00	
										पृष्ठ क./SHT. No. 01						पृष्ठों की संख्या/NO. OF SHT. 01							

Q'TY	NO.	NAME	MATERIAL	DWG. NO. & SPEC MATERIAL CODE	SIZE T <sub>x</sub> W <sub>x</sub> L	REMARK
1	1	Plate	MS AA10108		20x260x3890	156kg
1	2	Plate	HTS AA10122		28x160x175	4,35kg
1	3	Grounding pad	SS AA10740	GPT.612001.2009		0,05kg

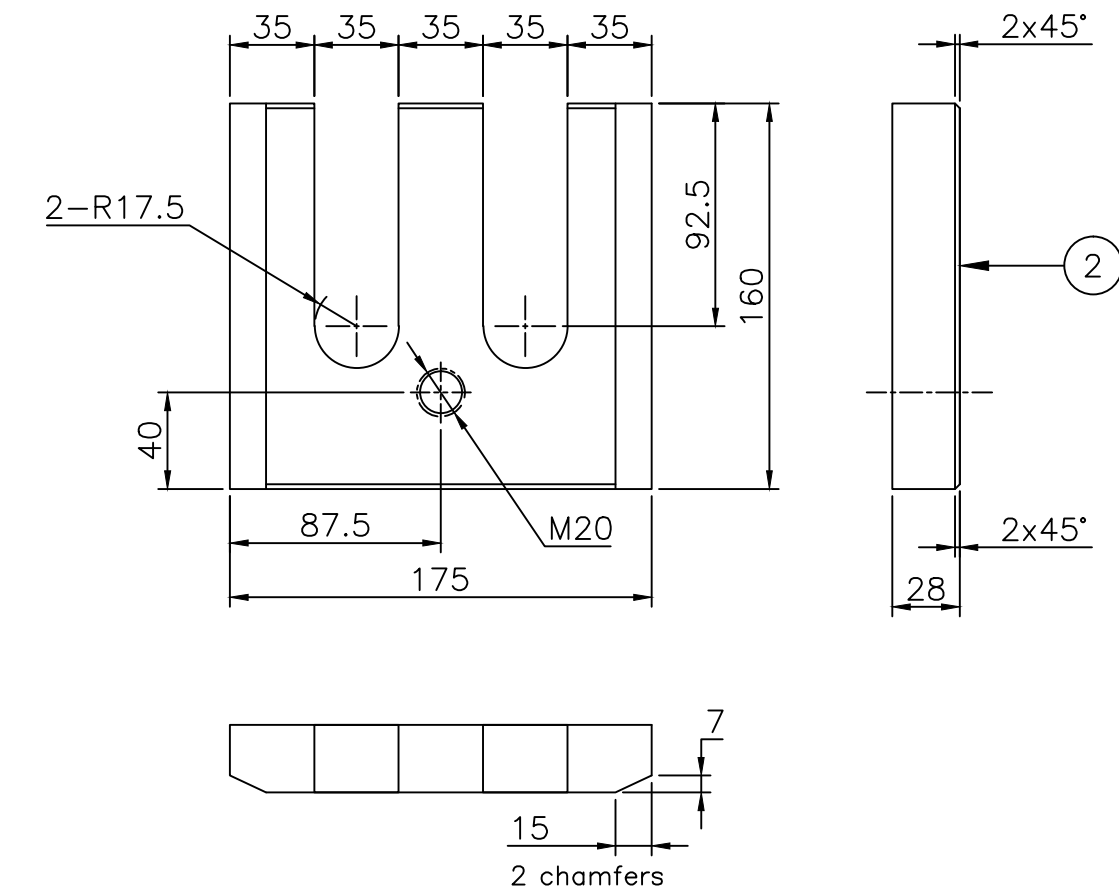
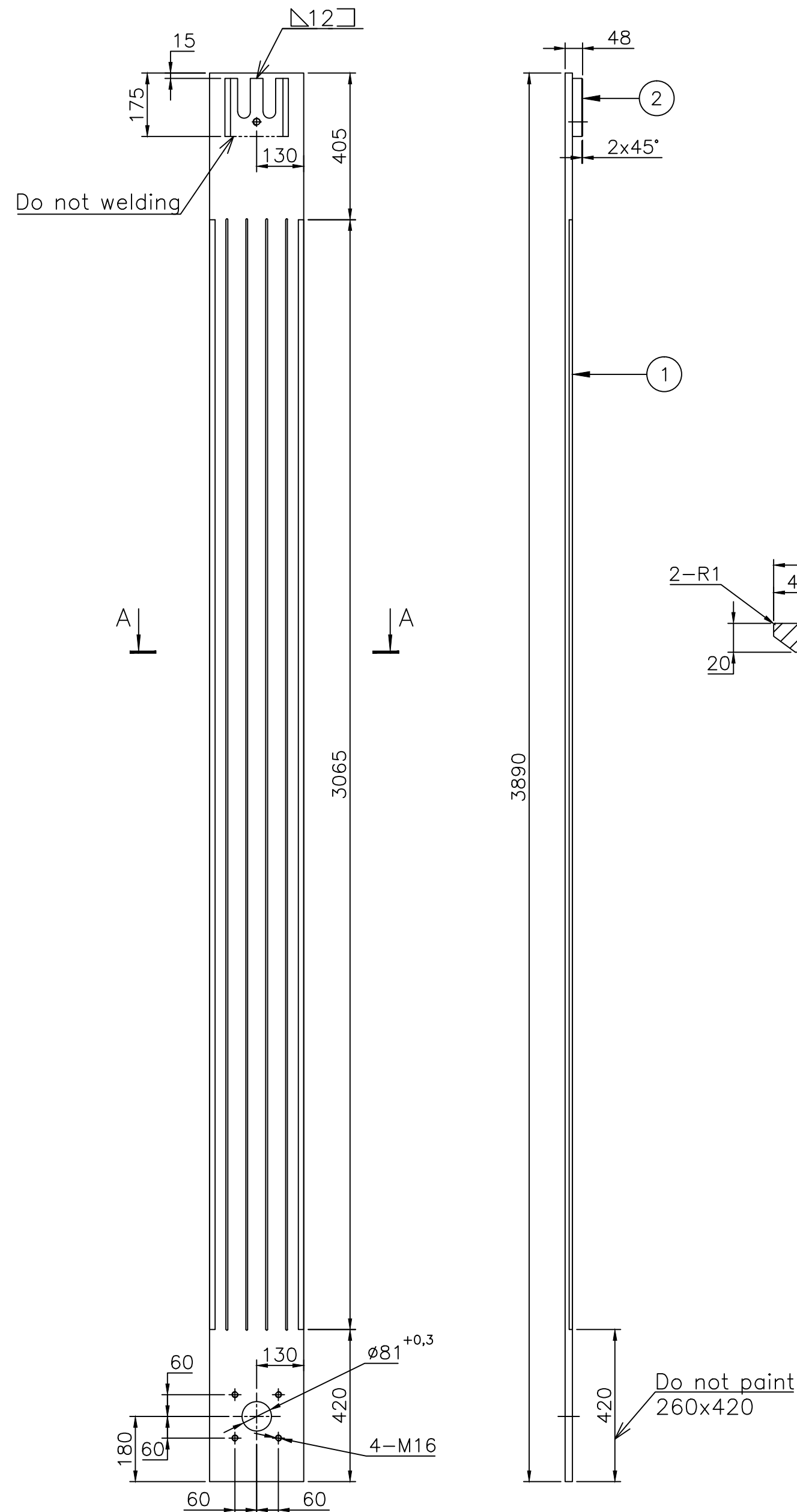
BILL OF MATERIAL	DEP NO	NO OF IT    VAR		TYPE OF PRODUCT	WORK ORDER 62007A51201	DRG NO 24987000016	CORE CODE 65170704	REV 00		
		5	1		500MVA, 765KV 1PH. MEGA	TITLE SIDE LOCK PLATE    H.V.CLAMP PLATE				SHT NO 1    OF 1

DU	VAR03	VAR02	VAR01	VAR00	REMARKS	IT NO	DESCRIPTION						DRAWING NO	IT.	MATCODE		A / C	UT	UNIT WT		G / S
							MAT SIZE						DETAILS	VAR	MAT SPEC				QTY	ZONE	
				00001	TO DETAIL	001	PLATE								AA10108			KG	156.000		
							TK	WDT	LEN	ID	OD	DIM1									
							20	260	3890												
				00001	TO DETAIL	002	PLATE								AA10122			KG	4.350		
							TK	WDT	LEN	ID	OD	DIM1									
							28	160	175												
				00001	TO DETAIL	003	GROUNDING PAD						44987000029	001	AA10740			KG	0.050		
							TK	WDT	LEN	ID	OD	DIM1									






160.4

DISTRIBUTION DETAILS					REV NO. 0	PREP BY		CKD BY		APPD BY		DATE
TRE	TRM				PREP BY	CKD BY	APPD BY	DATE				SHT 1 OF 1
1	3				RAH	LK	AKP	24 APR 2014				

(ALL DIMENSIONS ARE IN mm)

[illegible]

1. FOR DELINKED BOM REFER COMPUTER BOM NO. 24987000017.
2. SURFACE COATING SHALL BE OIL-PROOF AND APPLIED ACCORDING TO CUSTOMER TECHNOLOGY.
3. THE REST OF UNSPECIFIED TECHNICAL REQUIREMENTS SHALL BE IN ACCORDANCE WITH NORMATIVE DOCUMENTS OF CUSTOMER.

GPT ASSY. DRG. NO.		GPT 612001.2000		ITEM NO.		7		GPT DRG. NO.		GPT 612001.2004									
ADDITIONAL INFORMATION WO. NO.- 62007-A-512-01				उत्पाद का प्रकार या यहूच / परियोजना का नाम 500 MVA, 765/400/33 KV 1 PHASE, AUTO TRANSFORMER MEGHA ENGG. & INFRA LTD. STATUS OF DRAWING U TYPE OF PRODUCT OR NAME OF CUSTOMER/PROJECT TRFR & REACTOR PKG FOR WUPPTCL															
DISTRIBUTION OF PRINTS  TRE-1, TRM-3 FTM-8						भारत हेवी इलेक्ट्रिकल्स लिमिटेड भोपाल BHARAT HEAVY ELECTRICALS LTD. BHOPAL		क्रमांक DRN		नाम/ NAME		हस्ताक्षर/ SIGN		दिनांक/DATE		वे.नं. की संख्या NO. OF VAR			
								जैद्या CKD		SKC				30.04.14					
								मनोमोहन APPO		LALIT				05.05.14					
										AKP				08.05.14		-			
REV.	DATE	ALTERED CHECKED APPROVED		निशान/ TRE कोड 406 शीट/कॉपी/ TITLE		उम. दल. नाप की श्रेणी UNTD. DIMS. GR. -				अनुपात SCALE 150.8		भारत वजन/ WEIGHT (KG.) 150.8		उद्देश्य. ड्राइंग का संदर्भ REF. TO ASSY. DRG. 0 498 70 00002		मद क्र. ITEM NO. 7		मद संख्या NO. OF ITEM -	
SIDE LOCK PLATE												ड्राइंग का नं./DRAWING NO. 2 498 70 00017				पृष्ठ क्र./श.ट. नं. 01 पृष्ठों की संख्या/NO. OF SH. 01			



BILL OF MATERIAL				DEP NO	NO OF IT	VAR	TYPE OF PRODUCT	WORK ORDER 62007A51201	DRG NO 24987000018	CORE CODE 65170704	REV 00	
					5	1	500 MVA,765KV , 1PH. MEGA	TITLE MAIN LOCK PLATE     H.V.CLAMP PLATE				SHT NO 1     OF 1

DU	VAR03	VAR02	VAR01	VAR00	REMARKS	IT NO	DESCRIPTION						DRAWING NO	IT.	MATCODE		A / C	UT	UNIT WT		G / S
							MAT SIZE							DETAILS	VAR	MAT SPEC			QTY	ZONE	
				00001	STAINLESS STEEL(320-340MPA)D40S  TO DETAIL	001	PLATE										KG	192.000			
							TK	WDT	LEN	ID	OD	DIM1			D40S						
							20	400	4005												
				00001		002	PLATE										KG	5.300			
							TK	WDT	LEN	ID	OD	DIM1			AA10122						
							25	160	245												
				00002	GPT.612001.2009	003	GROUNDING PAD						44987000029				KG	0.050			
							TK	WDT	LEN	ID	OD	DIM1			AA10740						

197.4

DISTRIBUTION DETAILS					REV NO. 0	PREP BY		CKD BY		APPD BY		DATE
		TRE	TRM		PREP BY	CKD BY	APPD BY	DATE		DRG NO 24987000018		SHT 1 OF 1
		1	3		RAH	LK	AKP	24 APR 2014				

BILL OF MATERIAL				DEP NO	NO OF IT	VAR	TYPE OF PRODUCT	WORK ORDER 62007A51201	DRG NO 24987000018	CORE CODE 65170704	REV 00	
					5	1	500 MVA,765KV , 1PH. MEGA	TITLE MAIN LOCK PLATE     H.V.CLAMP PLATE				SHT NO 1     OF 1

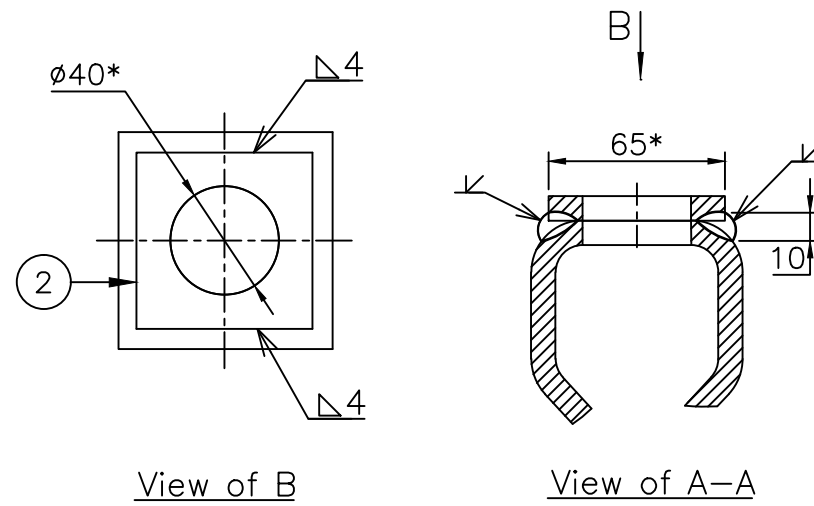
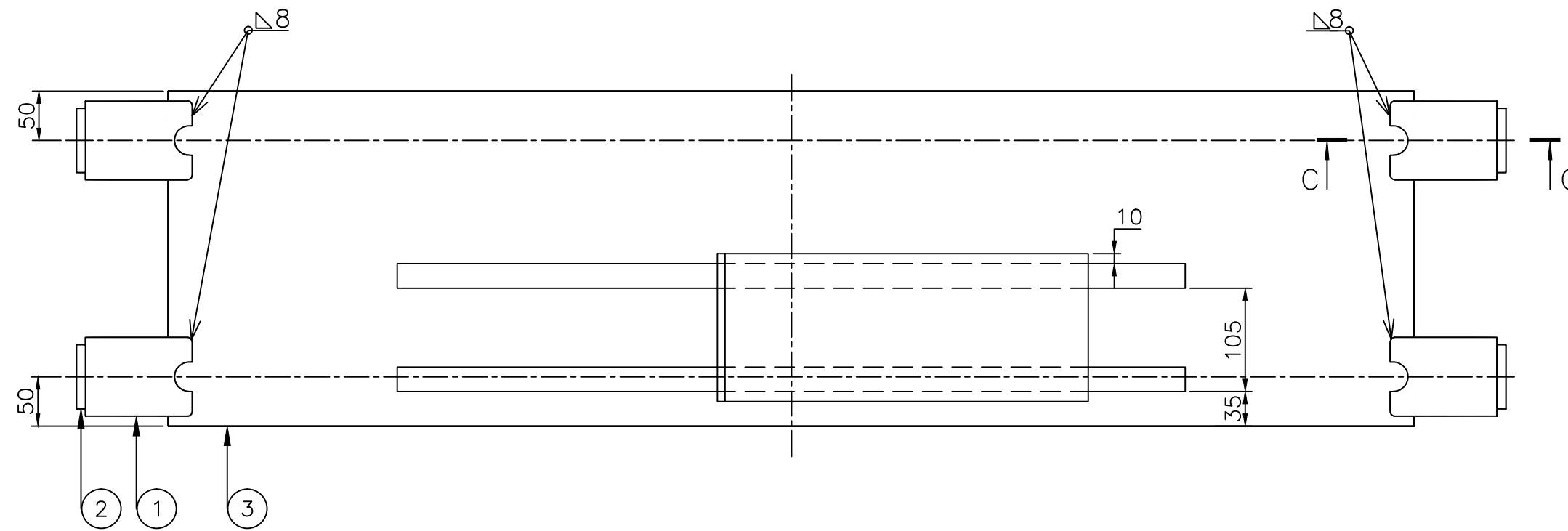
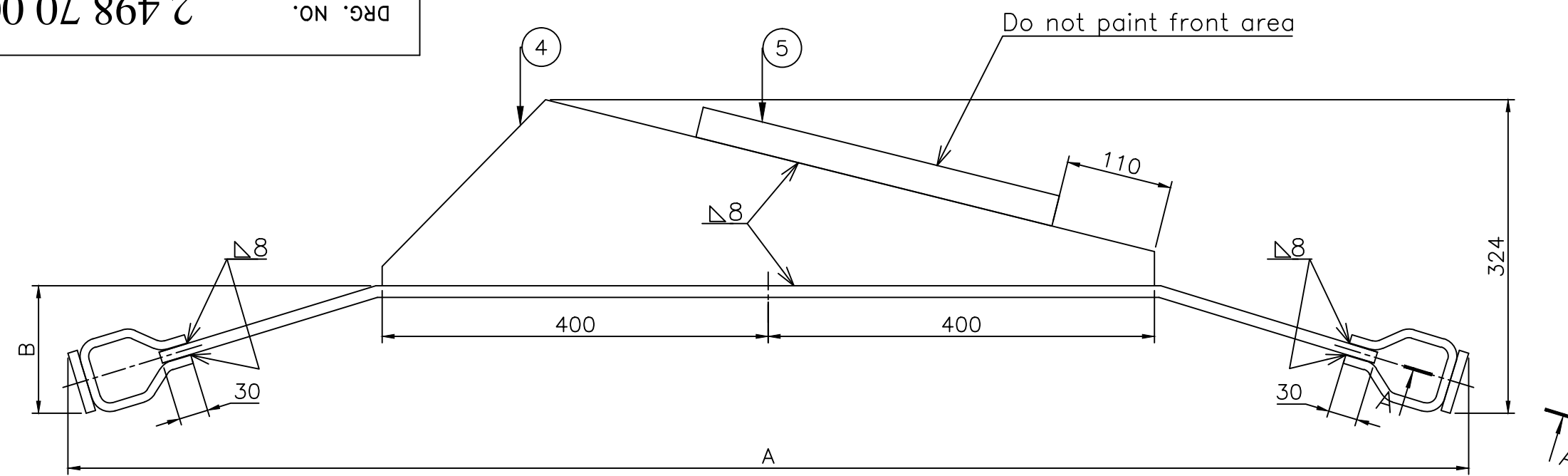
DU	VAR03	VAR02	VAR01	VAR00	REMARKS	IT NO	DESCRIPTION						DRAWING NO	IT.	MATCODE		A / C	UT	UNIT WT		G / S
							MAT SIZE							DETAILS	VAR	MAT SPEC			QTY	ZONE	
				00001	STAINLESS STEEL(320-340MPA)D40S  TO DETAIL	001	PLATE										KG	192.000			
							TK	WDT	LEN	ID	OD	DIM1			D40S						
							20	400	4005												
				00001		002	PLATE										KG	5.300			
							TK	WDT	LEN	ID	OD	DIM1			AA10122						
							25	160	245												
				00002	GPT.612001.2009	003	GROUNDING PAD						44987000029				KG	0.050			
							TK	WDT	LEN	ID	OD	DIM1			AA10740						

197.4

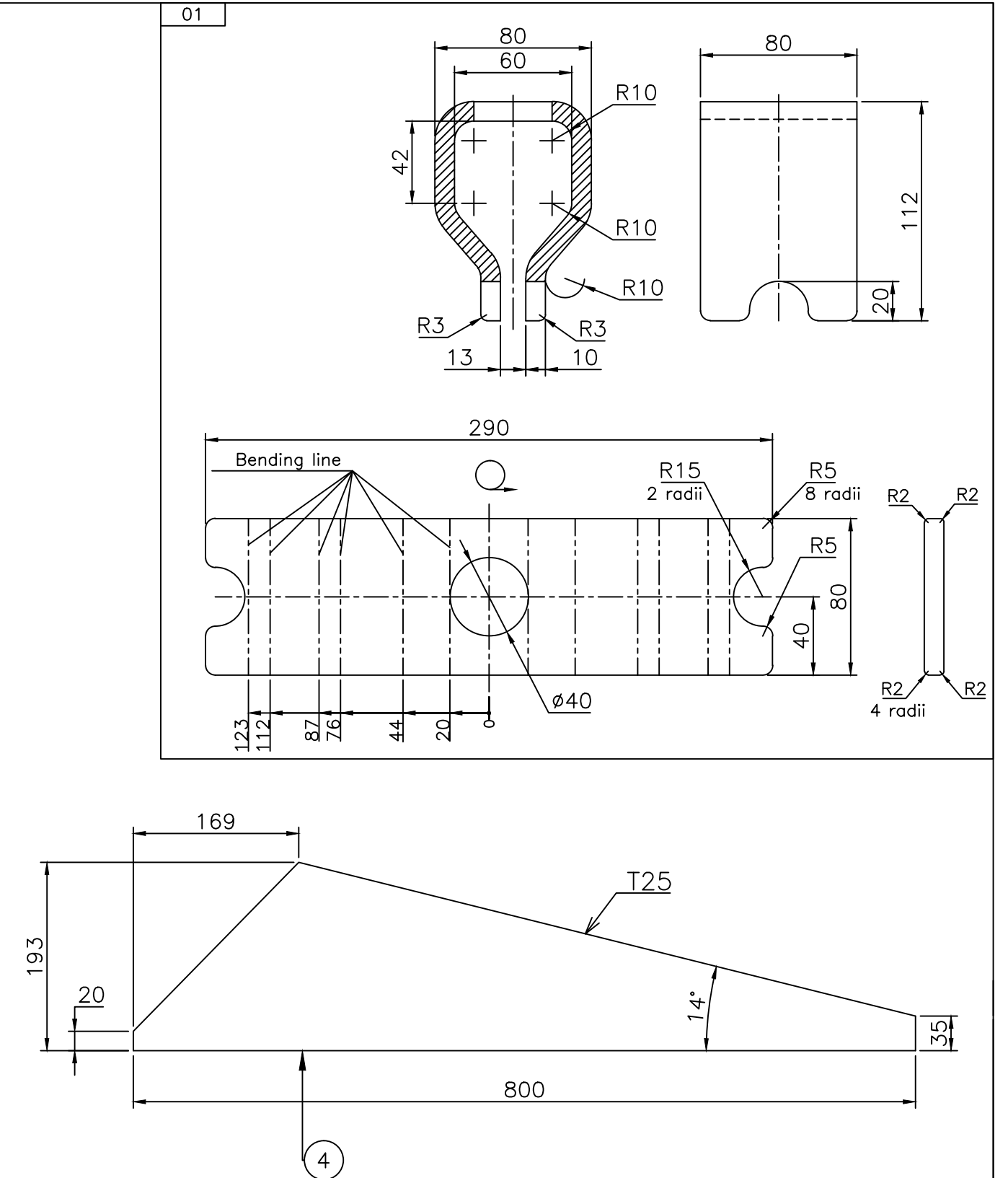
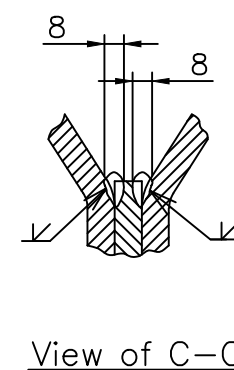
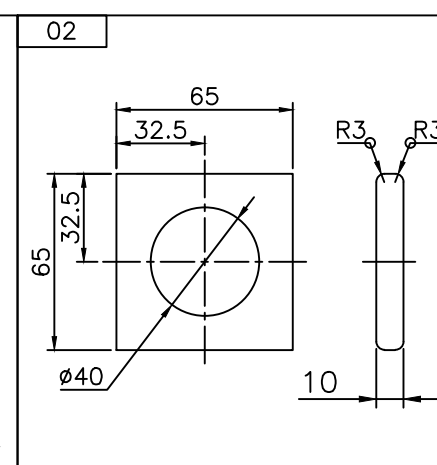
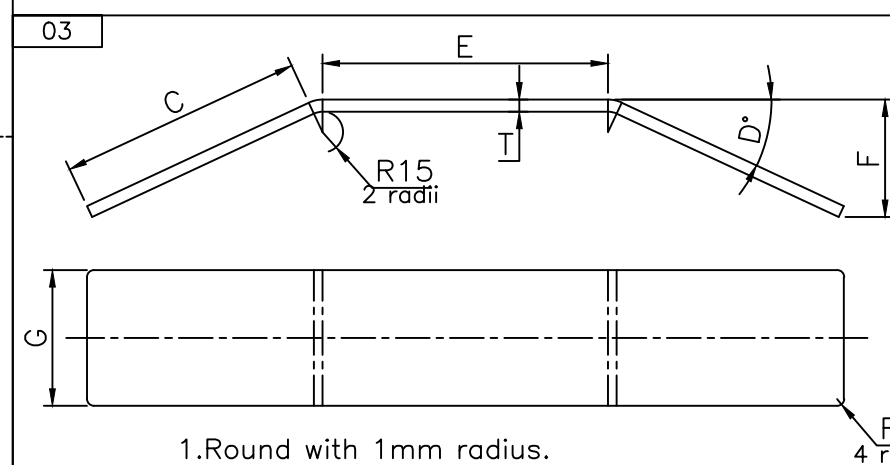
DISTRIBUTION DETAILS					REV NO. 0	PREP BY		CKD BY		APPD BY		DATE
		TRE	TRM		PREP BY	CKD BY	APPD BY	DATE		DRG NO 24987000018		SHT 1 OF 1
		1	3		RAH	LK	AKP	24 APR 2014				

(ALL DIMENSIONS ARE IN mm)


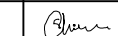

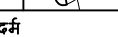
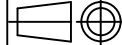
DRG. NO.



1. FOR DELINKED BOM REFER COMPUTER BOM NO. 24987000019.
2. SURFACE COATING SHALL BE OIL-PROOF AND APPLIED ACCORDING TO CUSTOMER TECHNOLOGY.
3. THE REST OF UNSPECIFIED TECHNICAL REQUIREMENTS SHALL BE IN ACCORDANCE WITH NORMATIVE DOCUMENTS OF CUSTOMER.

[illegible]

1	5	Plate	MS AA10108		32 x 150 x 380	14,4kg
2	4	Plate	HTS AA10122		25 x 193 x 800	17,7kg
1	3	Plate	HTS AA10122			
4	2	Plate	MS AA10108		10 x 65 x 65	0,23kg
4	1	Clamp	HTS AA10122		10 x 80 x 290	1,61kg
Q'TY	NO.	NAME	MATERIAL	DWG. NO. & SPEC MATERIAL CODE	SIZE TYPXl	REMARK

GPT ASSY. DRG. NO.		GPT 612001.2000		ITEM NO.		9		DRAWING CODE		GPT DRG. NO.		GPT 612001.2006			
ADDITIONAL INFORMATION WO. NO.- 62007-A-512-01				उत्पाद का प्रकार या ग्राहक /परियोजना का नाम		500 MVA, 765/400/33 KV 1 PHASE, AUTO TRANSFORMER MEGHA ENGG. & INFRA LTD.									
STATUS OF DRAWING U				TYPE OF PRODUCT OR NAME OF CUSTOMER/PROJECT		TRFR & REACTOR PKG FOR WUPPTCL									
DISTRIBUTION OF PRINTS  TRE-1, TRM-3 FTM-8				 भारत हे वी इलेक्ट्रिकल्स लिमिटेड भोपाल BHARAT HEAVY ELECTRICALS LTD. BHOPAL		कार्या DRN जॉडा CHD स्वीकृत APPD		नाम/ NAME		हस्ता/ SIGN		दिनांक/DATE		वेर. की संख्या NO. OF VAR	
								SKC				30.04.14			
								LALIT				05.05.14			
								AKP				08.05.14		-	
REV.	DATE	ALTERED CHECKED APPROVED		डिजाइन JEPT कोड CODE TRE 406	उम. टोल. नाप की श्रेणी UNTOL. DIMS. GR. -			अनुपात SCALE 98.0	भार कि.ग्रा. WEIGHT (KG.) 0 498 70 00002	उद्देश्य REF. TO ASSY. DRG. 0 498 70 00002		मद क्र. ITEM NO. 9	मद संख्या NO. OF ITEM -		
				कोषक/ TITLE		ड्राइंग क्र./DRAWING NO. 2 498 70 00019						पुन./REV 00			
				BOTTOM SIDE BEND		पृष्ठ क्र./श.ता. No. 01						पृष्ठों की संख्या/NO. OF SH. 01			



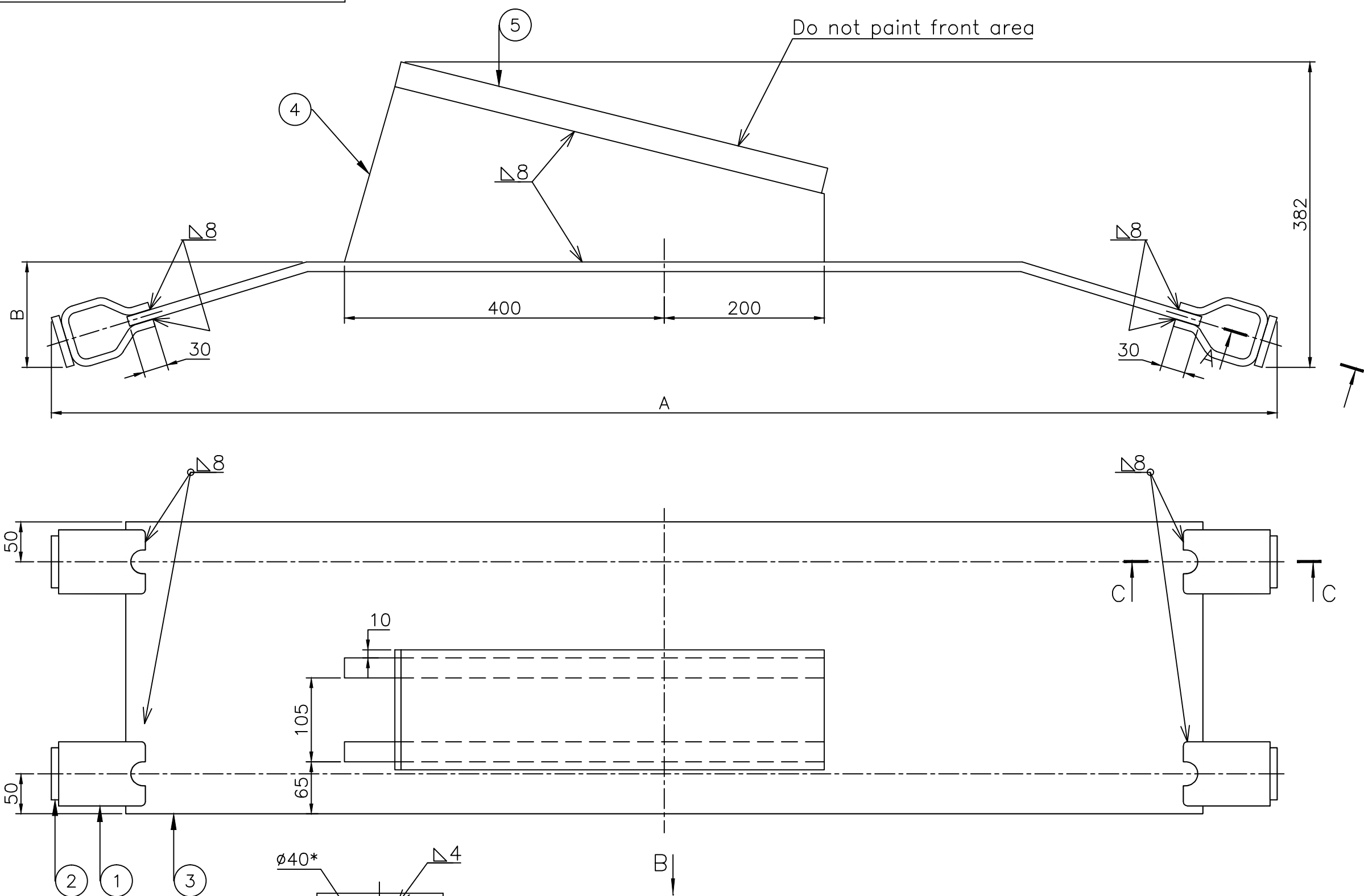


FIRST ANGLE PROJECTION

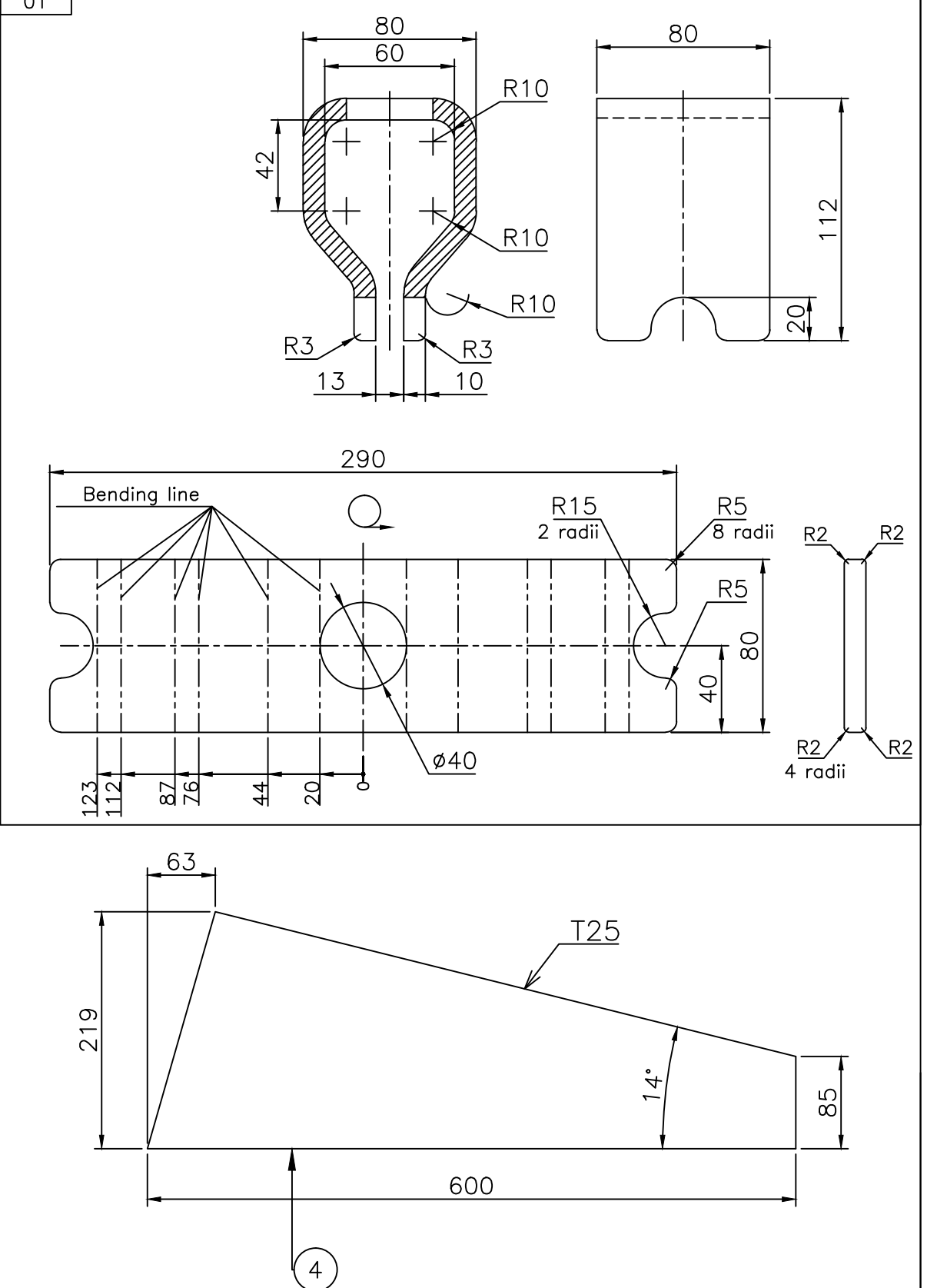
(ALL DIMENSIONS ARE IN mm)

2 498 70 00020

DRG. NO.



01

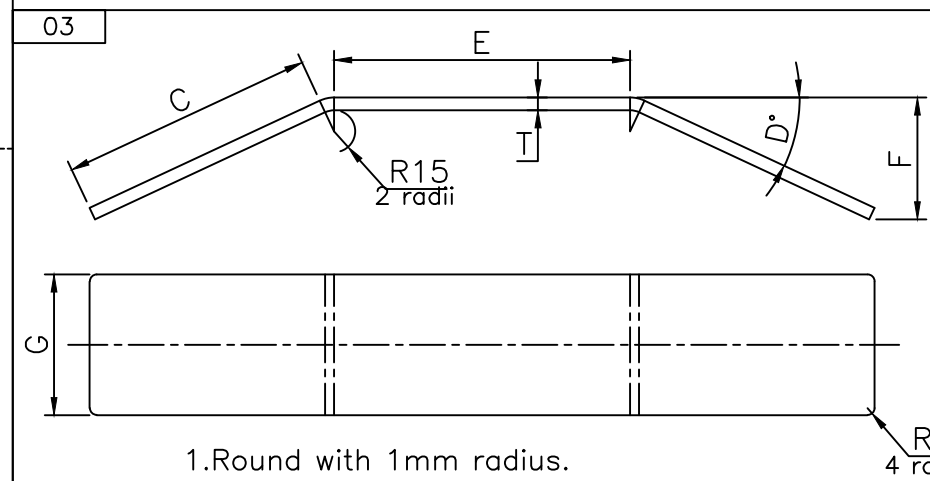


NOTES:-

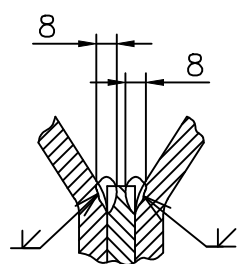
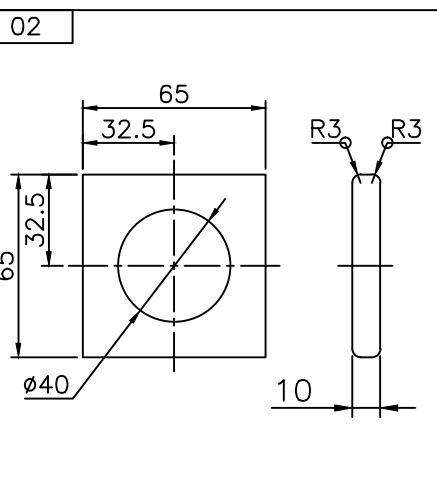
- FOR DELINKED BOM REFER COMPUTER BOM NO. 24987000020.
- \* REFERENCE DIMENSIONS.
- SURFACE COATING SHALL BE OIL-PROOF AND APPLIED ACCORDING TO CUSTOMER TECHNOLOGY.
- THE REST OF UNSPECIFIED TECHNICAL REQUIREMENTS SHALL BE IN ACCORDANCE WITH NORMATIVE DOCUMENTS OF CUSTOMER.

Var.	Pos.	A	B	C	D	E	F	G	T	Mass,kg	Location
00	-01	1524	132	230	17	886	80	365	12	109	top yoke

03














02



View of C-C

Q'TY	NO.	NAME	MATERIAL	DWG. NO. & SPEC MATERIAL CODE	SIZE TxBxL	REMARK
1	5	Plate	MS AA10108		32 x 150 x 550	20,8kg
2	4	Plate	HTS-AA10122		25 x 219 x 600	17,4kg
1	3	Plate	HTS AA10122			
4	2	Plate	MS AA10108		10 x 65 x 65	0,23kg
4	1	Clamp	HTS AA10122		10 x 80 x 290	1,61kg

GPT ASSY. DRG. NO.		GPT 612001.2000		ITEM NO.		10		GPT DRG. NO.		GPT 612001.2007																		
ADDITIONAL INFORMATION WO. NO.- 62007-A-512-01				उत्पाद का प्रकार या ग्रहण /परियोजना का नाम 500 MVA, 765/400/33 KV 1 PHASE, AUTO TRANSFORMER MEGHA ENGG. & INFRA LTD. STATUS OF DRAWING U TYPE OF PRODUCT OR NAME OF CUSTOMER/PROJECT TRFR & REACTOR PKG FOR WUPPTCL																								
DISTRIBUTION OF PRINTS  TRE-1, TRM-3 FTM-8						भारत हेवी इलेक्ट्रिकल्स लिमिटेड भोपाल BHARAT HEAVY ELECTRICALS LTD. BHOPAL		<table><tr><td>कमपा DRN</td><td>गम/ NAME</td><td>हस्ता/ SIGN</td><td>दिनांक/DATE</td><td rowspan="3">रि. नं. की संख्या NO. OF VAR</td></tr><tr><td>जोडा CND</td><td>SKC</td><td></td><td>30.04.14</td></tr><tr><td>स्वीकृत APPD</td><td>LALIT</td><td></td><td>05.05.14</td></tr><tr><td colspan="2"></td><td>AKP</td><td></td><td>08.05.14</td><td>-</td></tr></table>		कमपा DRN	गम/ NAME	हस्ता/ SIGN	दिनांक/DATE	रि. नं. की संख्या NO. OF VAR	जोडा CND	SKC		30.04.14	स्वीकृत APPD	LALIT		05.05.14			AKP		08.05.14	-
कमपा DRN	गम/ NAME	हस्ता/ SIGN	दिनांक/DATE	रि. नं. की संख्या NO. OF VAR																								
जोडा CND	SKC		30.04.14																									
स्वीकृत APPD	LALIT		05.05.14																									
		AKP		08.05.14	-																							
REV.	DATE	ALTERED CHECKED APPROVED	विभाग TRE DEPT कोड 406	उन. टा.न. लाप की श्रेणी UNTL. DIMS. GR. -		उत्पाद SCALE	भार कि.ग्रा. WEIGHT (K.G.) 109	उस. इडॉ ग का संदर्भ REF. TO ASSY. DRG. 0 498 70 00002	मद क. ITEM NO. 10	मद संख्या NO. OF ITEM																		
				शीर्षक/ TITLE  TOP SIDE BAND				ड्रॉइंग का नं./DRAWING NO. 2 498 70 00020		पुन./REV 00																		
								पुन क./SHT. NO. 01		पुन की संख्या/NO. OF SHT. 01																		

BILL OF MATERIAL	DEP NO	NO OF IT    VAR		TYPE OF PRODUCT	WORK ORDER 62007A51201	DRG NO 24987000020	CORE CODE 65370809	REV 00	
		6	1	500 MVA,765 KV, 1PH. MEGA	TITLE TOP SIDE BAND    END TIE PLATE				SHT NO 1    OF 1

DU	VAR03	VAR02	VAR01	VAR00	REMARKS	IT NO	DESCRIPTION						DRAWING NO	IT.	MATCODE		A / C	UT	UNIT WT		G / S
							MAT SIZE							DETAILS	VAR	MAT SPEC			QTY		
				00004	TO DETAIL	001	CLAMP								AA10122			KG	1.610		
							TK	WDT	LEN	ID	OD	DIM1									
							10	80	290												
				00004	TO DETAIL	002	PLATE								AA10108			KG	0.230		
							TK	WDT	LEN	ID	OD	DIM1									
							10	65	65												
				00001	TO DETAIL SEE TABLE FOR DIM.	003	PLATE								AA10122			KG	109.000		
							TK	WDT	LEN	ID	OD	DIM1									
				00002	TO DETAIL	004	PLATE								AA10122			KG	17.400		
							TK	WDT	LEN	ID	OD	DIM1									
							25	219	660												
				00001	TO DETAIL	005	PLATE								AA10108			KG	20.800		
							TK	WDT	LEN	ID	OD	DIM1									
							32	150	550												

171.96

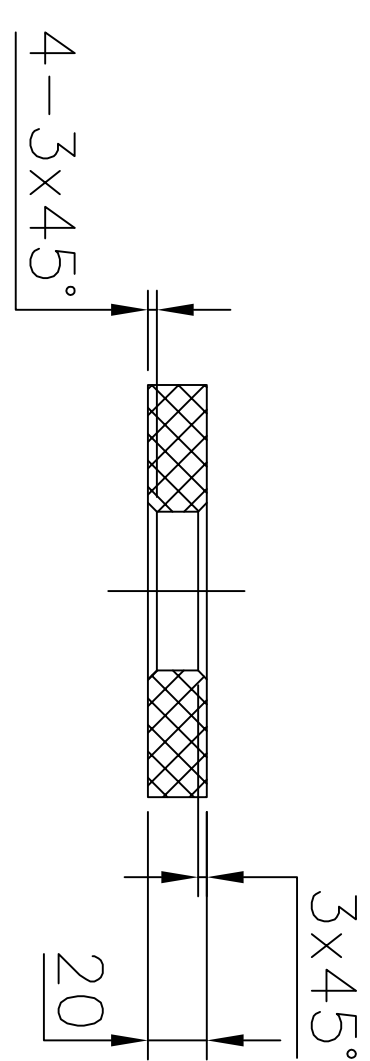
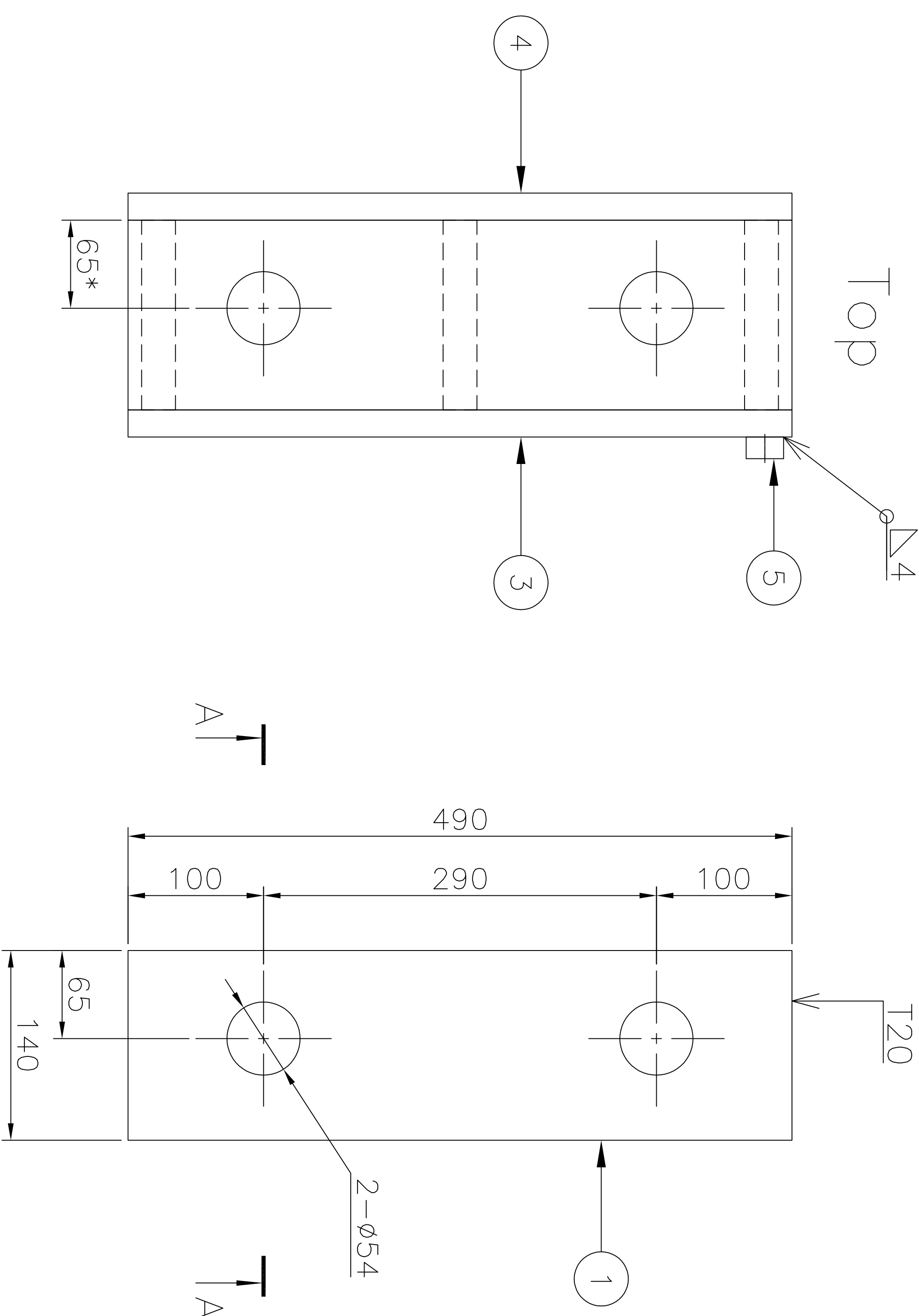
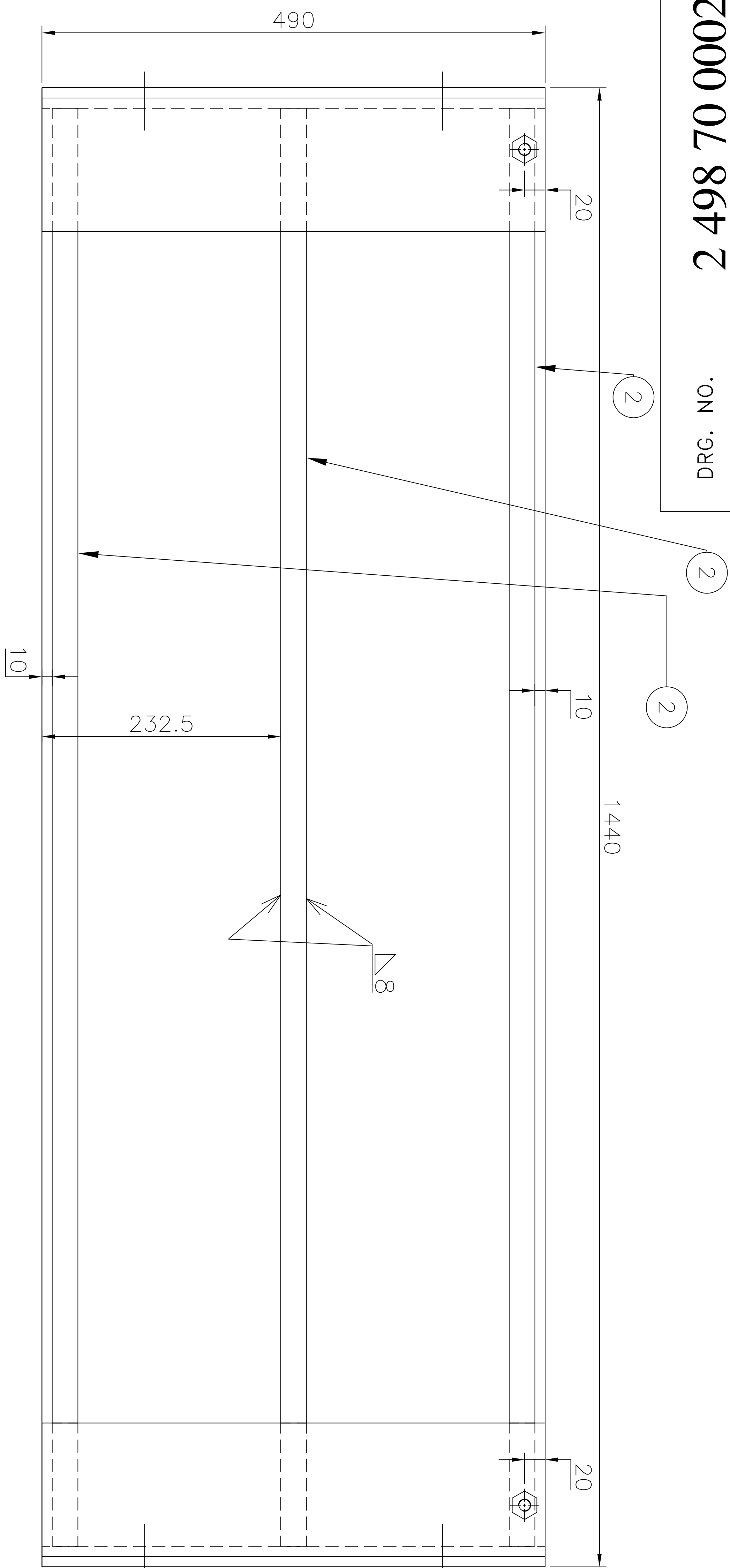
DISTRIBUTION DETAILS					REV NO. 0	PREP BY		CKD BY		APPD BY		DATE
TRE	TRM	FTM			PREP BY	CKD BY	APPD BY	DATE				SHT 1 OF 1
1	3	8			RT	LK	AKP	24 APR 2014				



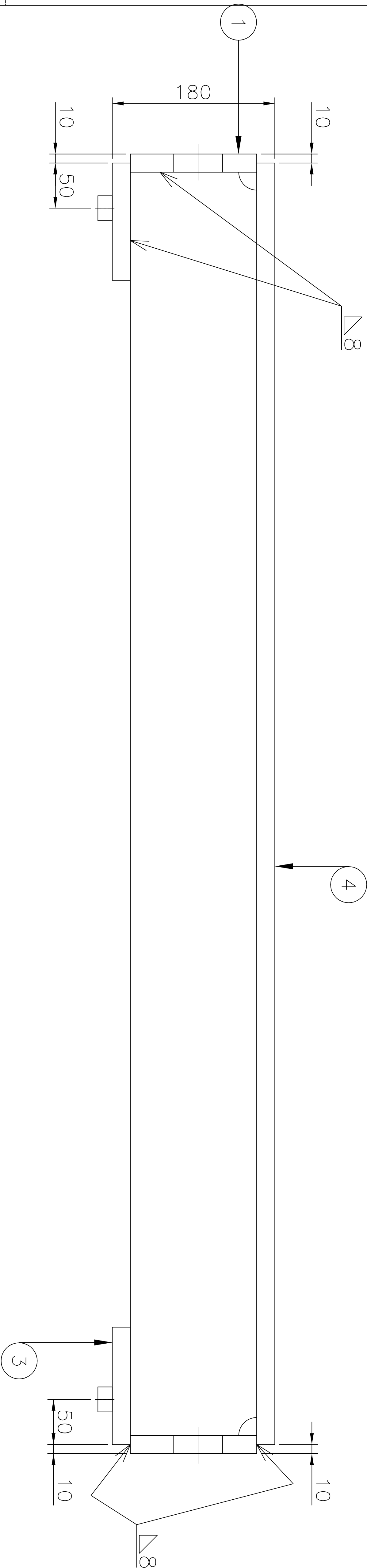




THE INFORMATION ON THIS DOCUMENT IS THE PROPERTY OF BHARAT HEAVY ELECTRICALS LIMITED  
IT MUST NOT BE USED DIRECTLY OR INDIRECTLY IN ANY WAY DETRIMENTAL TO THE INTEREST OF THE COMPANY



View of A-A



QTY/NO.	NAME	MATERIAL	DWG. NO. & SPEC MATERIAL CODE	SIZE TXWX	REMARK
2	1 Plate	SS AA10740		20x140x490	10.8kg
3	2 Plate	SS AA10740		25x140x1400	38.5kg
2	3 Plate	SS AA10740		20x130x490	10kg
1	4 Plate	SS AA10740		20x490x1420	109.4kg
2	5 Grounding pad	SS AA10740		GPT.612001.2009	

GPT ASSY. DRG. NO.	GPT 612001.2000	ITEM NO.	30	GPT DRG. NO.	GPT 612001.2040
--------------------	-----------------	----------	----	--------------	-----------------

**NOTES:-**

1. FOR DELINKED BOM REFER COMPUTER BOM NO. 24987000022.
2. \*REFERENCE DIMENSIONS.
3. SURFACE COATING SHELL BE UNDER CUSTOMER TECHNOLOGICAL INSTRUCTION - OIL PROOF.
4. THE FACE SIDE OF THE GROUNDING PAD DO NOT PAINT.
5. WELDING OF LOW-MAGNETIC STEEL SHALL BE MADE BY STAINLESS ELECTRODE.
6. ALL WELD SEAMS, WHICH ARE NOT SPECIFIED, SHALL BE WELDED BY  $\delta 8$ .
7. THE REST OF UNSPECIFIED TECHNICAL REQUIREMENTS SHALL BE IN ACCORDANCE WITH NORMATIVE DOCUMENTS OF CUSTOMER.

DISTRIBUTION OF PRINTS										
TRF-1, TRM-3 FLM-8										
REV.	DATE	ALTERED	SKC		भारत के लोग भोपाल BHARAT HEAVY ELECTRICALS LTD. BHOPAL	खाराज	नाम / NAME	हस्ताक्षर / SIGN	दिनांक / DATE	नोट / NOTE
	31/10/14	CHECKED	LAUT	05/05/14		DRN	SKC	30.04.14	30.04.14	
	APPROVED	AKP	✓	05.05.14		TRF1	LAUT	05.05.14	05.05.14	
01	SIZE OF TT. 02 & 04 CHANGED IN BOM AS PER DRG.					DRN	AKP	08.05.14	-	
शीर्षक / TITLE					टॉप साइड बीम					
TOP SIDE BEAM					टॉप साइड बीम					
शीर्षक / TITLE					टॉप साइड बीम					
टॉप साइड बीम					टॉप साइड बीम					
टॉप साइड बीम					टॉप साइड बीम					
टॉप साइड बीम					टॉप साइड बीम					
टॉप साइड बीम					टॉप साइड बीम					
टॉप साइड बीम					टॉप साइड बीम					
टॉप साइड बीम					टॉप साइड बीम					
टॉप साइड बीम					टॉप साइड बीम					
टॉप साइड बीम					टॉप साइड बीम					
टॉप साइड बीम					टॉप साइड बीम					
टॉप साइड बीम					टॉप साइड बीम					
टॉप साइड बीम					टॉप साइड बीम					
टॉप साइड बीम					टॉप साइड बीम					
टॉप साइड बीम					टॉप साइड बीम					
टॉप साइड बीम					टॉप साइड बीम					
टॉप साइड बीम					टॉप साइड बीम					
टॉप साइड बीम					टॉप साइड बीम					
टॉप साइड बीम					टॉप साइड बीम					
टॉप साइड बीम					टॉप साइड बीम					
टॉप साइड बीम					टॉप साइड बीम					
टॉप साइड बीम					टॉप साइड बीम					
टॉप साइड बीम					टॉप साइड बीम					
टॉप साइड बीम					टॉप साइड बीम					
टॉप साइड बीम					टॉप साइड बीम					
टॉप साइड बीम					टॉप साइड बीम					
टॉप साइड बीम					टॉप साइड बीम					
टॉप साइड बीम					टॉप साइड बीम					
टॉप साइड बीम					टॉप साइड बीम					
टॉप साइड बीम					टॉप साइड बीम					
टॉप साइड बीम					टॉप साइड बीम					
टॉप साइड बीम					टॉप साइड बीम					
टॉप साइड बीम					टॉप साइड बीम					
टॉप साइड बीम					टॉप साइड बीम					
टॉप साइड बीम					टॉप साइड बीम					
टॉप साइड बीम					टॉप साइड बीम					
टॉप साइड बीम					टॉप साइड बीम					
टॉप साइड बीम					टॉप साइड बीम					
टॉप साइड बीम					टॉप साइड बीम					
टॉप साइड बीम					टॉप साइड बीम					
टॉप साइड बीम					टॉप साइड बीम					
टॉप साइड बीम					टॉप साइड बीम					
टॉप साइड बीम					टॉप साइड बीम					
टॉप साइड बीम					टॉप साइड बीम					
टॉप साइड बीम					टॉप साइड बीम					
टॉप साइड बीम					टॉप साइड बीम					
टॉप साइड बीम					टॉप साइड बीम					
टॉप साइड बीम					टॉप साइड बीम					
टॉप साइड बीम					टॉप साइड बीम					
टॉप साइड बीम					टॉप साइड बीम					
टॉप साइड बीम					टॉप साइड बीम					
टॉप साइड बीम					टॉप साइड बीम					
टॉप साइड बीम					टॉप साइड बीम					
टॉप साइड बीम					टॉप साइड बीम					
टॉप साइड बीम					टॉप साइड बीम					
टॉप साइड बीम					टॉप साइड बीम					
टॉप साइड बीम					टॉप साइड बीम					
टॉप साइड बीम					टॉप साइड बीम					
टॉप साइड बीम					टॉप साइड बीम					
टॉप साइड बीम					टॉप साइड बीम					
टॉप साइड बीम					टॉप साइड बीम					
टॉप साइड बीम					टॉप साइड बीम					
टॉप साइड बीम					टॉप साइड बीम					
टॉप साइड बीम					टॉप साइड बीम					
टॉप साइड बीम					टॉप साइड बीम					
टॉप साइड बीम					टॉप साइड बीम					
टॉप साइड बीम					टॉप साइड बीम					
टॉप साइड बीम					टॉप साइड बीम					
टॉप साइड बीम					टॉप साइड बीम					
टॉप साइड बीम					टॉप साइड बीम					
टॉप साइड बीम					टॉप साइड बीम					
टॉप साइड बीम					टॉप साइड बीम					
टॉप साइड बीम					टॉप साइड बीम					
टॉप साइड बीम					टॉप साइड बीम					
टॉप साइड बीम					टॉप साइड बीम					
टॉप साइड बीम					टॉप साइड बीम					
टॉप साइड बीम					टॉप साइड बीम					
टॉप साइड बीम					टॉप साइड बीम					
टॉप साइड बीम					टॉप साइड बीम					
टॉप साइड बीम					टॉप साइड बीम					
टॉप साइड बीम					टॉप साइड बीम					
टॉप साइड बीम					टॉप साइड बीम					
टॉप साइड बीम					टॉप साइड बीम					
टॉप साइड बीम					टॉप साइड बीम					
टॉप साइड बीम					टॉप साइड बीम					
टॉप साइड बीम					टॉप साइड बीम					
टॉप साइड बीम					टॉप साइड बीम					
टॉप साइड बीम					टॉप साइड बीम					
टॉप साइड बीम					टॉप साइड बीम					
टॉप साइड बीम					टॉप साइड बीम					
टॉप साइड बीम					टॉप साइड बीम					
टॉप साइड बीम					टॉप साइड बीम					
टॉप साइड बीम					टॉप साइड बीम					
टॉप साइड बीम					टॉप साइड बीम					
टॉप साइड बीम					टॉप साइड बीम					
टॉप साइड बीम					टॉप साइड बीम					
टॉप साइड बीम					टॉप साइड बीम					
टॉप साइड बीम					टॉप साइड बीम					
टॉप साइड बीम					टॉप साइड बीम					
टॉप साइड बीम					टॉप साइड बीम					
टॉप साइड बीम					टॉप साइड बीम					
टॉप साइड बीम					टॉप साइड बीम					
टॉप साइड बीम					टॉप साइड बीम					
टॉप साइड बीम					टॉप साइड बीम					
टॉप साइड बीम					टॉप साइड बीम					
टॉप साइड बीम					टॉप साइड बीम					
टॉप साइड बीम					टॉप साइड बीम					
टॉप साइड बीम					टॉप साइड बीम					
टॉप साइड बीम					टॉप साइड बीम					
टॉप साइड बीम					टॉप साइड बीम					
टॉप साइड बीम					टॉप साइड बीम					
टॉप साइड बीम					टॉप साइड बीम					
टॉप साइड बीम					टॉप साइड बीम					
टॉप साइड बीम					टॉप साइड बीम					
टॉप साइड बीम					टॉप साइड बीम					
टॉप साइड बीम					टॉप साइड बीम					
टॉप साइड बीम					टॉप साइड बीम					
टॉप साइड बीम					टॉप साइड बीम					
टॉप साइड बीम					टॉप साइड बीम					
टॉप साइड बीम					टॉप साइड बीम					
टॉप साइड बीम					टॉप साइड बीम					
टॉप साइड बीम					टॉप साइड बीम					
टॉप साइड बीम					टॉप साइड बीम					
टॉप साइड बीम					टॉप साइड बीम					
टॉप साइड बीम					टॉप साइड बीम					
टॉप साइड बीम					टॉप साइड बीम					
टॉप साइड बीम					टॉप साइड बीम					
टॉप साइड बीम					टॉप साइड बीम					
टॉप साइड बीम					टॉप साइड बीम					
टॉप साइड बीम					टॉप साइड बीम					
टॉप साइड बीम					टॉप साइड बीम					
टॉप साइड बीम					टॉप साइड बीम					
टॉप साइड बीम					टॉप साइड बीम					
टॉप साइड बीम					टॉप साइड बीम					
टॉप साइड बीम					टॉप साइड बीम					
टॉप साइड बीम					टॉप साइड बीम					
टॉप साइड बीम					टॉप साइड बीम					
टॉप साइड बीम					टॉप साइड बीम					
टॉप साइड बीम					टॉप साइड बीम					
टॉप साइड बीम					टॉप साइड बीम					
टॉप साइड बीम					टॉप साइड बीम					
टॉप साइड बीम					टॉप साइड बीम					
टॉप साइड बीम					टॉप साइड बीम					
टॉप साइड बीम					टॉप साइड बीम					
टॉप साइड बीम					टॉप साइड बीम					
टॉप साइड बीम					टॉप साइड बीम					
टॉप साइड बीम					टॉप साइड बीम					
टॉप साइड बीम					टॉप साइड बीम					
टॉप साइड बीम					टॉप साइड बीम					
टॉप साइड बीम					टॉप साइड बीम					
टॉप साइड बीम					टॉप साइड बीम					
टॉप साइड बीम					टॉप साइड					

INVENTORY NO.	SIGN. & DATE	REF. DRG. NO.
---------------	--------------	---------------

DRG. NO. 2 498 70 00023

QTY	NO.	NAME	MATERIAL	DWG. NO. & SPEC MATERIAL CODE	SIZE TxWxL	REMARK
1	1	Plate	SS AA10740		20x225x456	15,14kg
1	2	Plate	SS AA10740		25x986x1358	180,3kg
2	3	Rib	SS AA10740		20x150x425	9,23kg
2	4	Rib	SS AA10740		20x425x425	15,9kg
2	5	Rib	SS AA10740		20x425x520	18kg
2	6	Plate	SS AA10740		20x40x275	1,73kg
2	7	Plate	SS AA10740		20x40x370	2,33kg
1	8	Grounding pad	SS AA10740	GRT.612001.2009		
1	9	Rib	SS AA10740		20x120x900	17,1kg
1	10	Rib	SS AA10740		20x120x971	18,4kg
1	11	Plate	SS AA10740		20x425x1358	90,8kg
1	12	Plate	SS AA10740		20x170x1358	36,3kg
2	14	Pin	MS AA10112			0,01kg

1. FOR DELINKED BOM REFER COMPUTER BOM NO. 24987000023.
2. \*REFERENCE DIMENSIONS.
3. SURFACE COATING SHALL BE UNDER CUSTOMER TECHNOLOGICAL INSTRUCTION - OIL PROOF.
4. THE FACE SIDE OF THE GROUNDING PAD DO NOT PAINT.
5. WELDING OF LOW-MAGNETIC STEEL SHALL BE MADE BY STAINLESS ELECTRODE.
6. ALL WELD SEAMS, WHICH ARE NOT SPECIFIED, SHALL BE WELDED BY  $\delta 8$ .
7. THE REST OF UNSPECIFIED TECHNICAL REQUIREMENTS SHALL BE IN ACCORDANCE WITH NORMATIVE DOCUMENTS OF CUSTOMER.

Pos.	A	Mass,kg
-06	275	1,73
-07	370	2,33

View of A-A(4:1)

Dimensions, mm

Pos.	A	Mass,kg
-06	275	1,73
-07	370	2,33





Technical drawing of a rectangular plate with dimensions and hole locations. The overall dimensions are 1358 (width) and 986 (height). The plate features 12 holes, labeled 12- $\phi 50$ . The holes are arranged in a grid with the following dimensions:

- Top edge: 139, 250, 290, 290, 250, 139
- Left edge: 170, 90
- Right edge: 170
- Bottom edge: 789, 126
- Internal dimensions: 340, 590, 840

A diagonal line is drawn across the plate, labeled T25. A circular feature is labeled 2.

View of B-B

नाम का प्रकरण या क्र./परियोजना का नाम	500 MVA, 765/400/33 KV 1 PHASE, AUTO TRANSFORMER MEGHA ENGG. & INFRA LTD.
OF PRODUCT OR OF CUSTOMER/PROJECT	TRFR & REACTOR PKG FOR WUPPTCL

	भारत हेवी इलेक्ट्रिकल्स लिमिटेड	नाम/ NAME	हस्ता/ SIGN	दिनांक/DATE
	भोपाल	SKC		30.04.14
	BHARAT HEAVY ELECTRICALS LTD.	LALIT		05.05.14
	BHOPAL	AKP		08.05.14

[illegible]

BOTTOM SIDE BEAM





BILL OF MATERIAL				DEP NO	NO OF IT	VAR	TYPE OF PRODUCT	WORK ORDER 62007A51201			DRG NO 24987000023		CORE CODE 65370809		REV 00	
					14	1	500MVA,765KV,1PH. MEGA	TITLE BOTTOM SIDE BEAM    END TIE PLATE								

DU	VAR03	VAR02	VAR01	VAR00	REMARKS	IT NO	DESCRIPTION						DRAWING NO	IT.	MATCODE		A / C	UT	UNIT	WT	G / S
							MAT SIZE						DETAILS			MAT SPEC			QTY		
				00002		014	PIN									KG	0.010				
							TK	WDT	LEN	ID	OD	DIM1									
															AA10112						

452.44

DISTRIBUTION DETAILS						REV NO. 0		PREP BY		CKD BY		APPD BY		DATE	
FTM			TRE	TRM		PREP BY		CKD BY		APPD BY		DATE			
8			1	3		KVA		LK		AKP		24 APR 2014		DRG NO 24987000023	
														SHT 2    OF 2	

B I L L O F M A T E R I A L				DEP NO	NO OF IT   VAR		TYPE OF PRODUCT						W O R K O R D E R 62007A51201		DRG NO 34987000077		CORE CODE 65170706		REV 01			
					5	1	500MVA, 765 KV 1PH. MEGA						TITLE MAIN, TOP CROSS BEAM    MAIN, TOP CROSS									
DU	VAR03	VAR02	VAR01	VAR00	REMARKS	IT NO	DESCRIPTION						DRAWING NO		IT.	MATCODE		A / C	UT	UNIT WT		G / S
							MAT SIZE						DETAILS		VAR	MAT SPEC				QTY		ZONE
		00002	00002	00002	TO DETAIL	001	CLAMP									AA1011808072			KG	1.610		
							TK	WDT	LEN	ID	OD	DIM1				AA10122						
							10	80	290													
		00002	00002	00002	TO DETAIL	002	PLATE									AA1011808072			KG	0.230		
							TK	WDT	LEN	ID	OD	DIM1				AA10108						
							10	65	65													
				00001	SEE TABLE FOR DIM.	003	PLATE												KG	16.500		
							TK	WDT	LEN	ID	OD	DIM1				AA10122						
							12	100														
			00001		SEE TABLE FOR DIM.	004	PLATE													15.900		
							TK	WDT	LEN	ID	OD	DIM1				AA10122						
							12	100														
		00001			SEE TABLE FOR DIM.	005	PLATE												KG	16.700		
							TK	WDT	LEN	ID	OD	DIM1				AA10122						
							12	100														

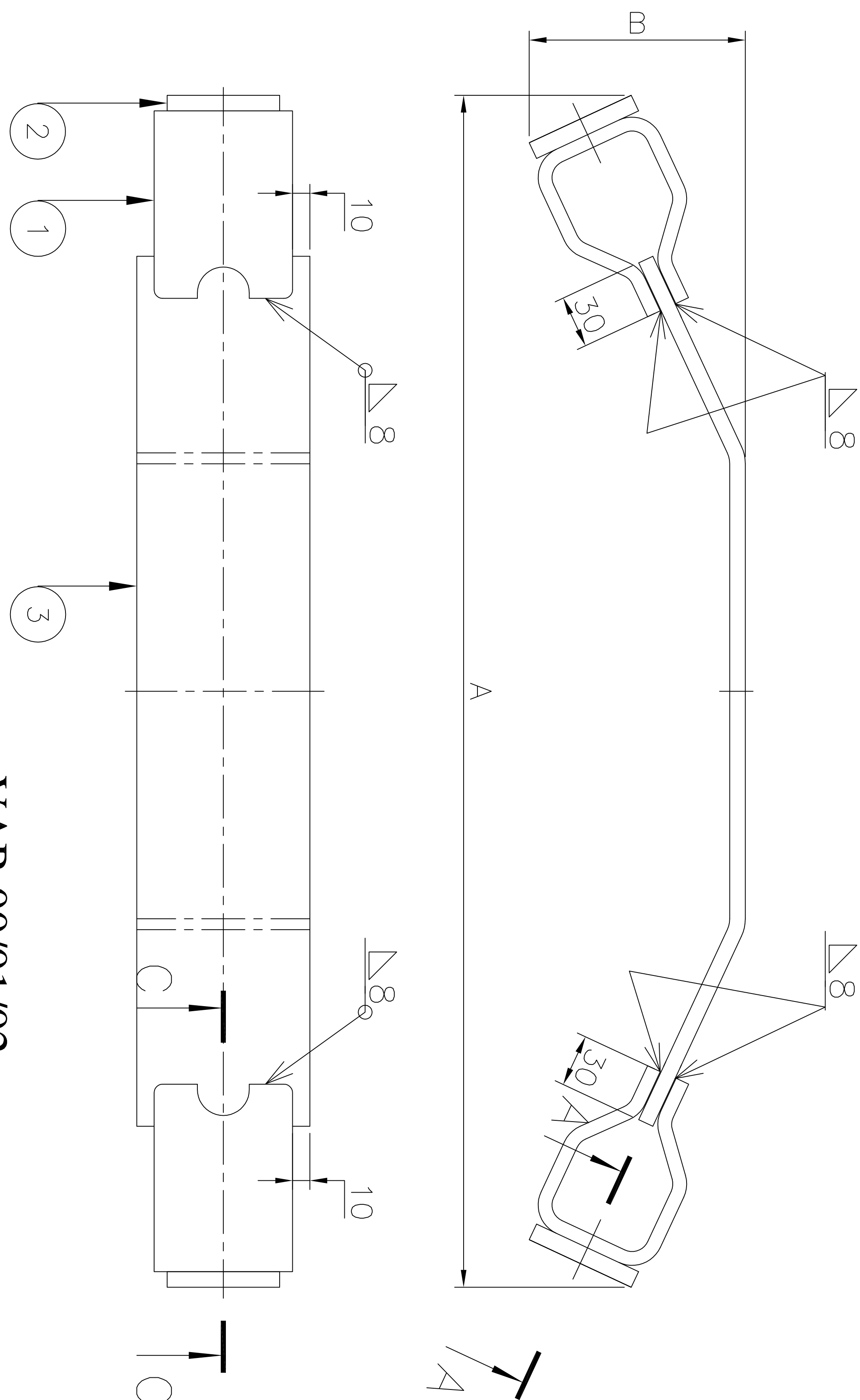
20.38    19.58    20.18

DISTRIBUTION DETAILS					REV NO. 1	PREP BY	CKD BY	APPD BY	DATE 01 NOV 2014	
TRE	TRM				PREP BY	CKD BY	APPD BY	DATE		
1	3				KVA	LK	AKP	24 APR 2014	DRG NO 34987000077	SHT 1 OF 1

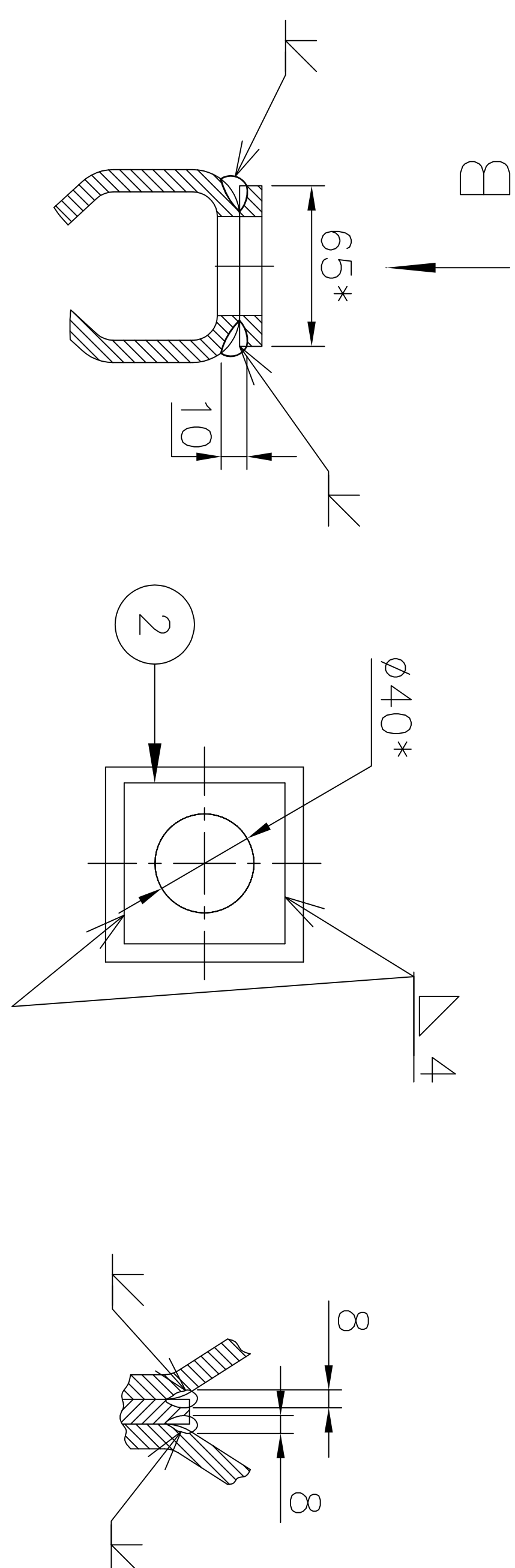
THE INFORMATION ON THIS DOCUMENT IS THE PROPERTY OF BHARAT HEAVY ELECTRICALS LIMITED  
IT MUST NOT BE USED DIRECTLY OR INDIRECTLY IN ANY WAY DETRIMENTAL TO THE INTEREST OF THE COMPANY

3 498 70 00077

DRG. NO.



VAR 00/01/02



### View of A-A

### View of B

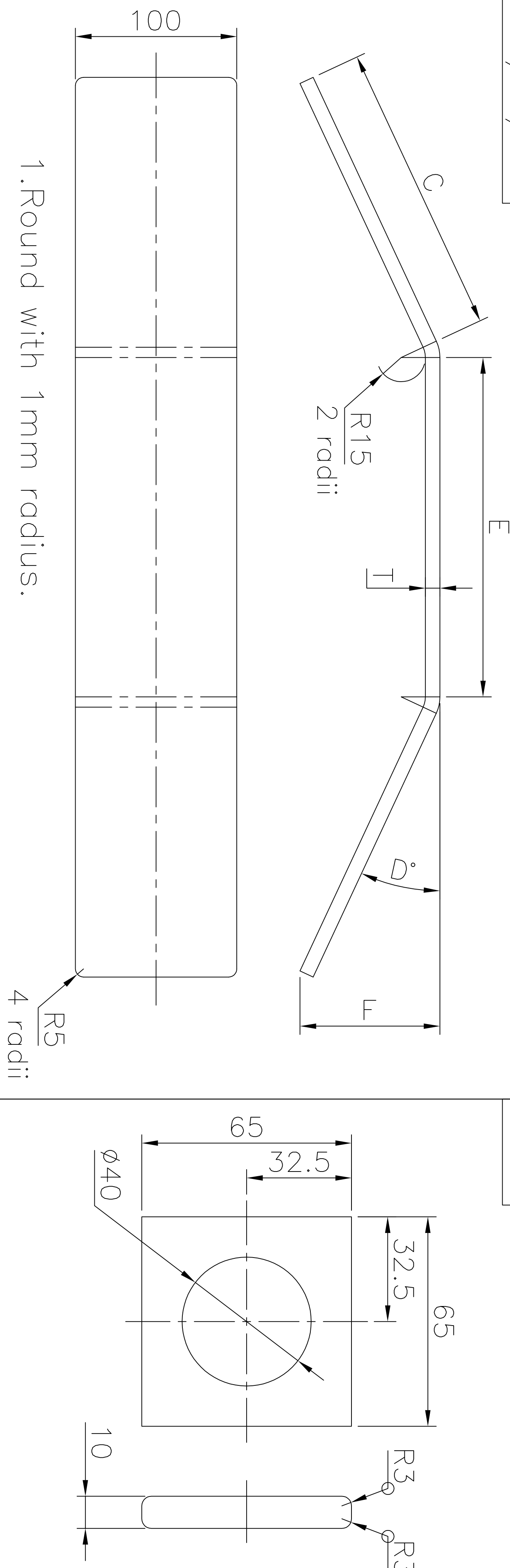
View of C-C

**NOTES:-**

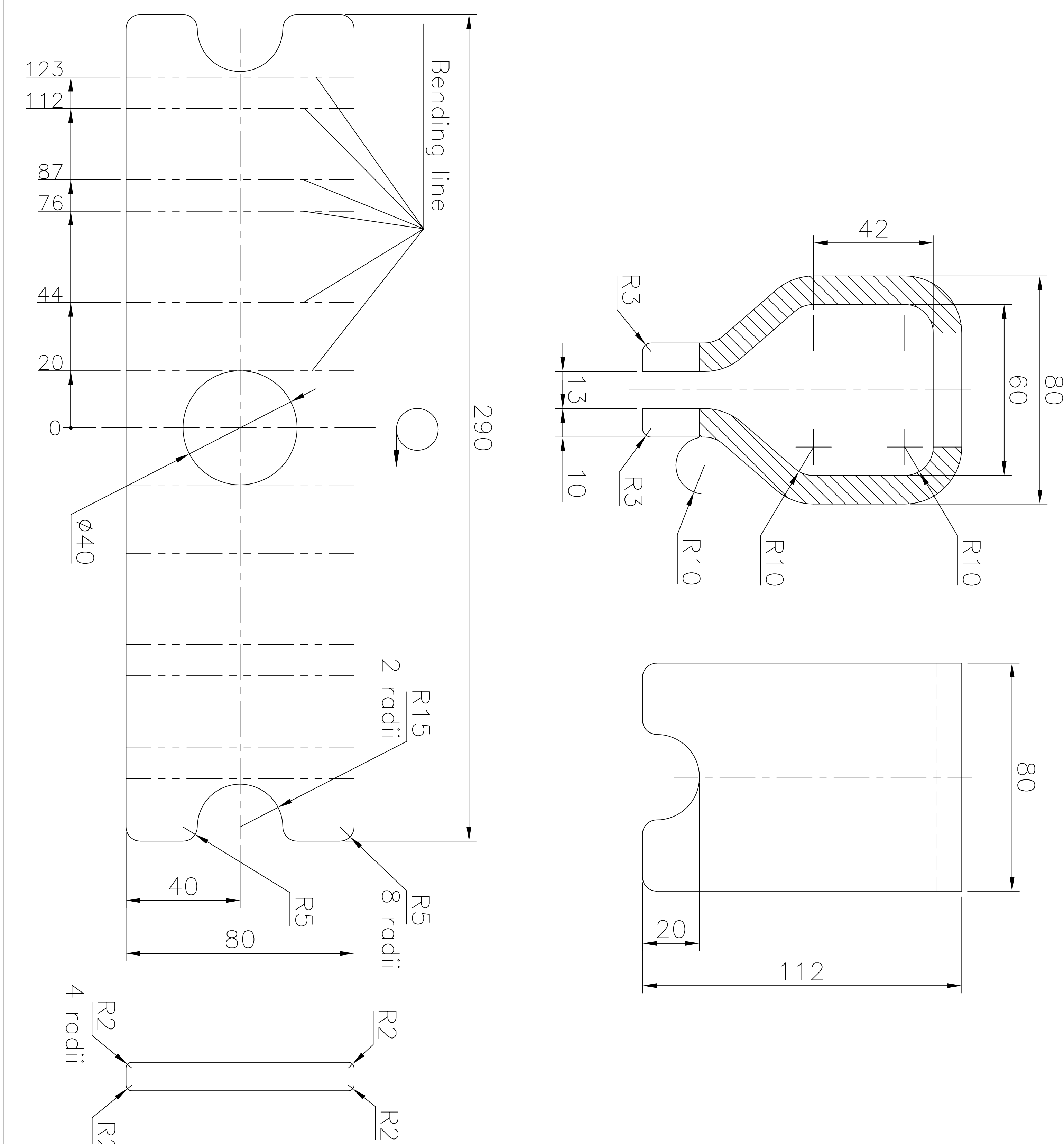
1. FOR DELINKED BOM REFER COMPUTER BOM NO. 34987000077.
2. \* REFERENCE DIMENSIONS.
3. SURFACE COATING SHALL BE OIL-PROOF AND APPLIED ACCORDING TO CUSTOMER TECHNOLOGY.
4. THE REST OF UNSPECIFIED TECHNICAL REQUIREMENTS SHALL BE IN ACCORDANCE WITH NORMATIVE DOCUMENTS OF CUSTOMER.

03/04/05

02

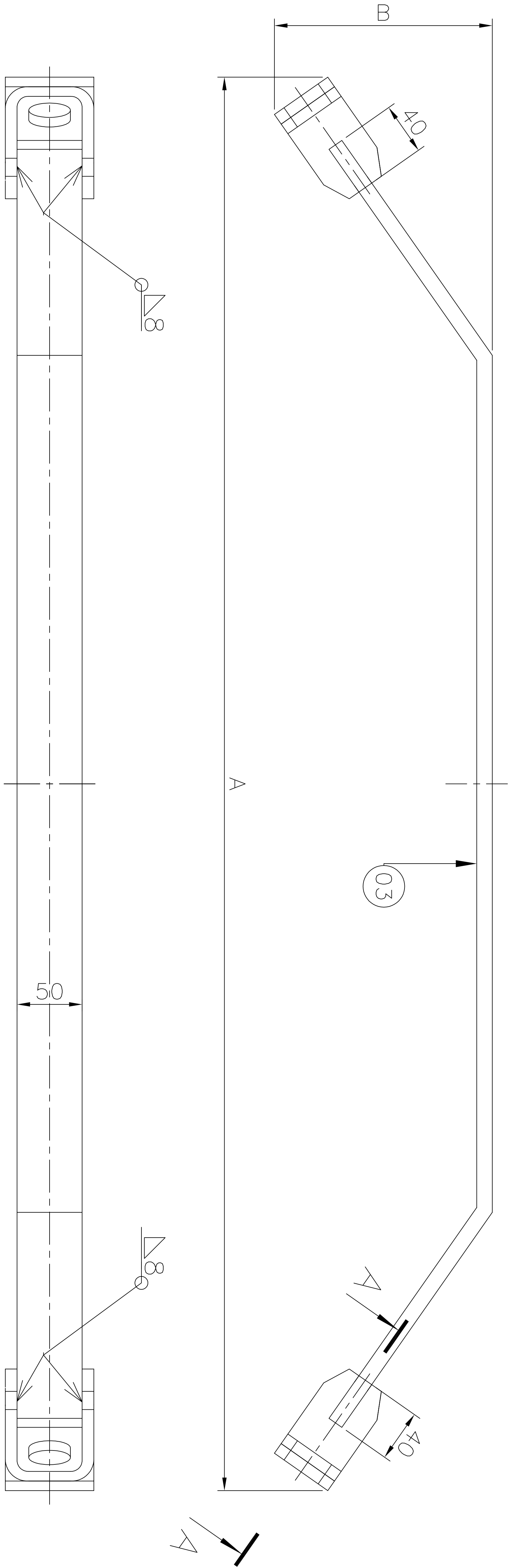


1.Round with 1mm radius.

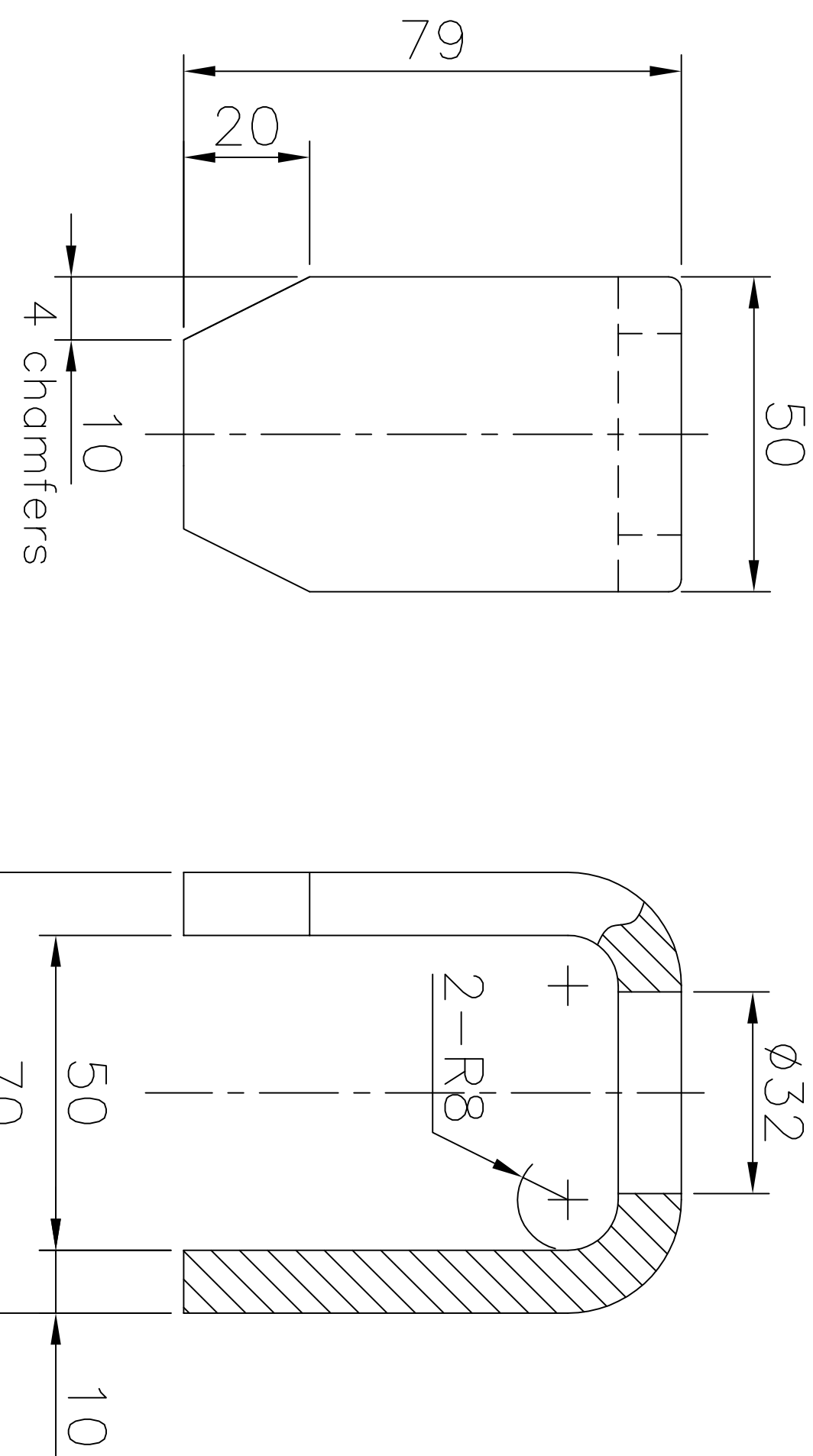
[illegible][illegible]

8L000 0L 86L £

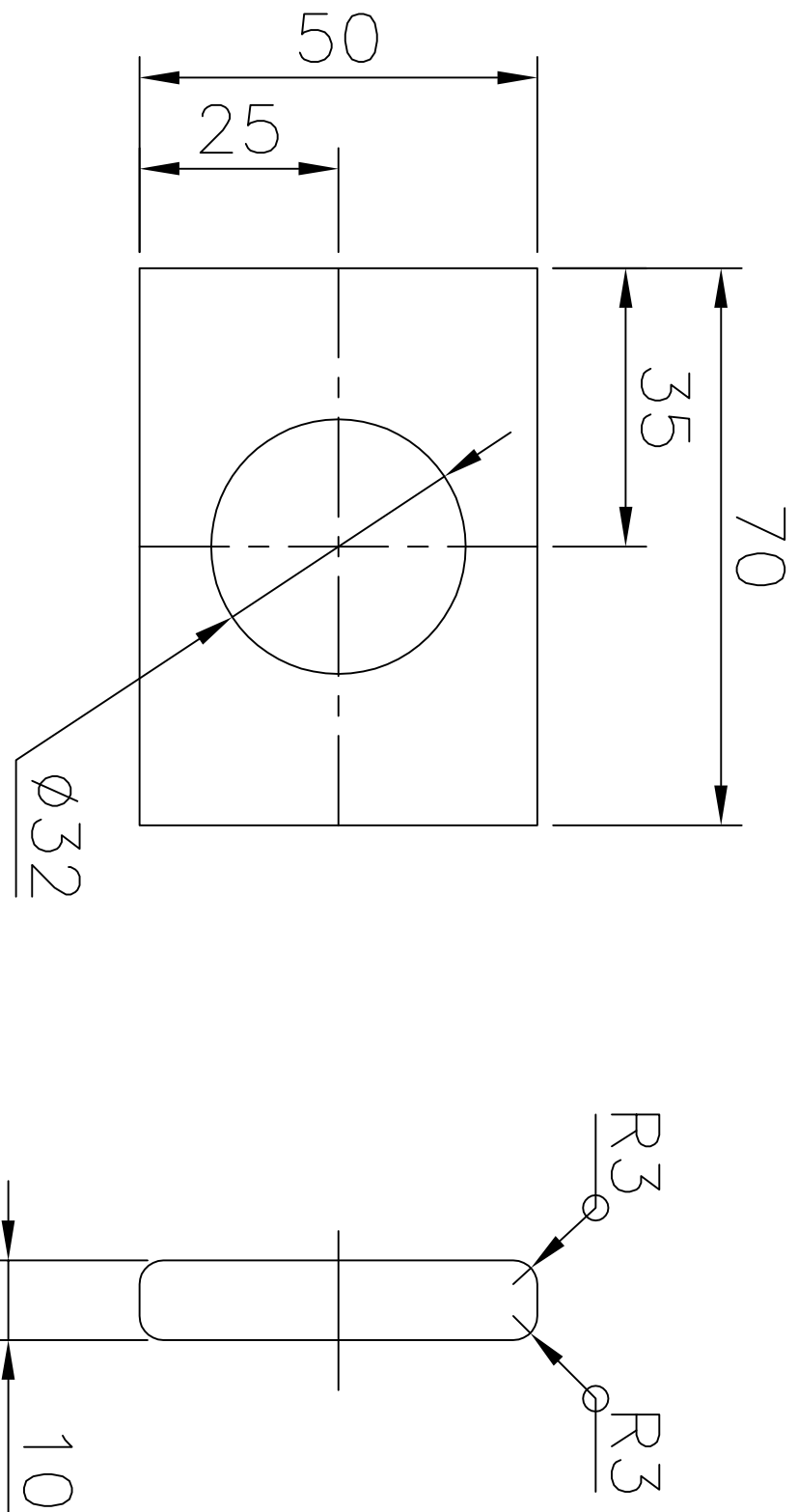
DRG. NO.



VAR 01/02

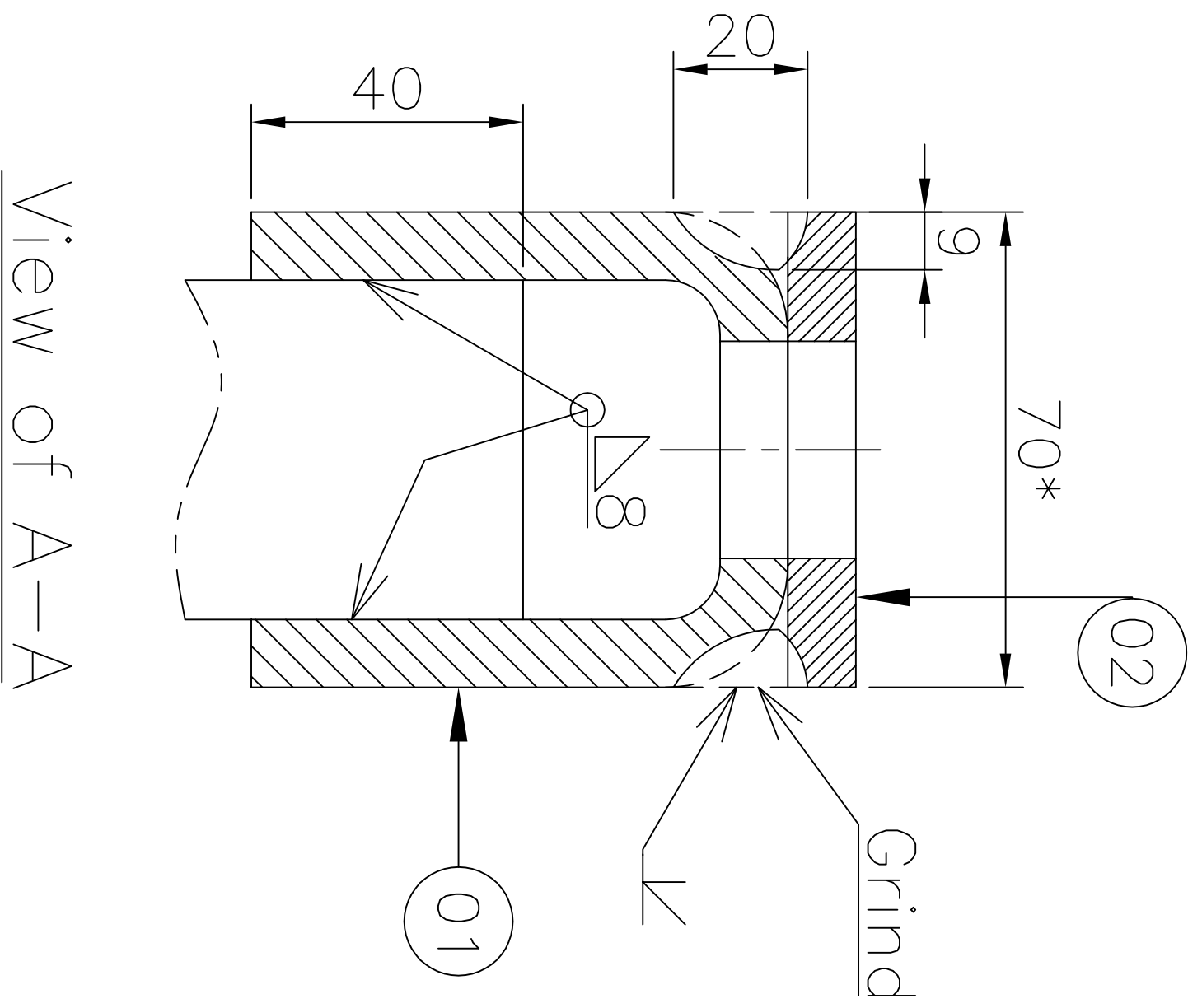
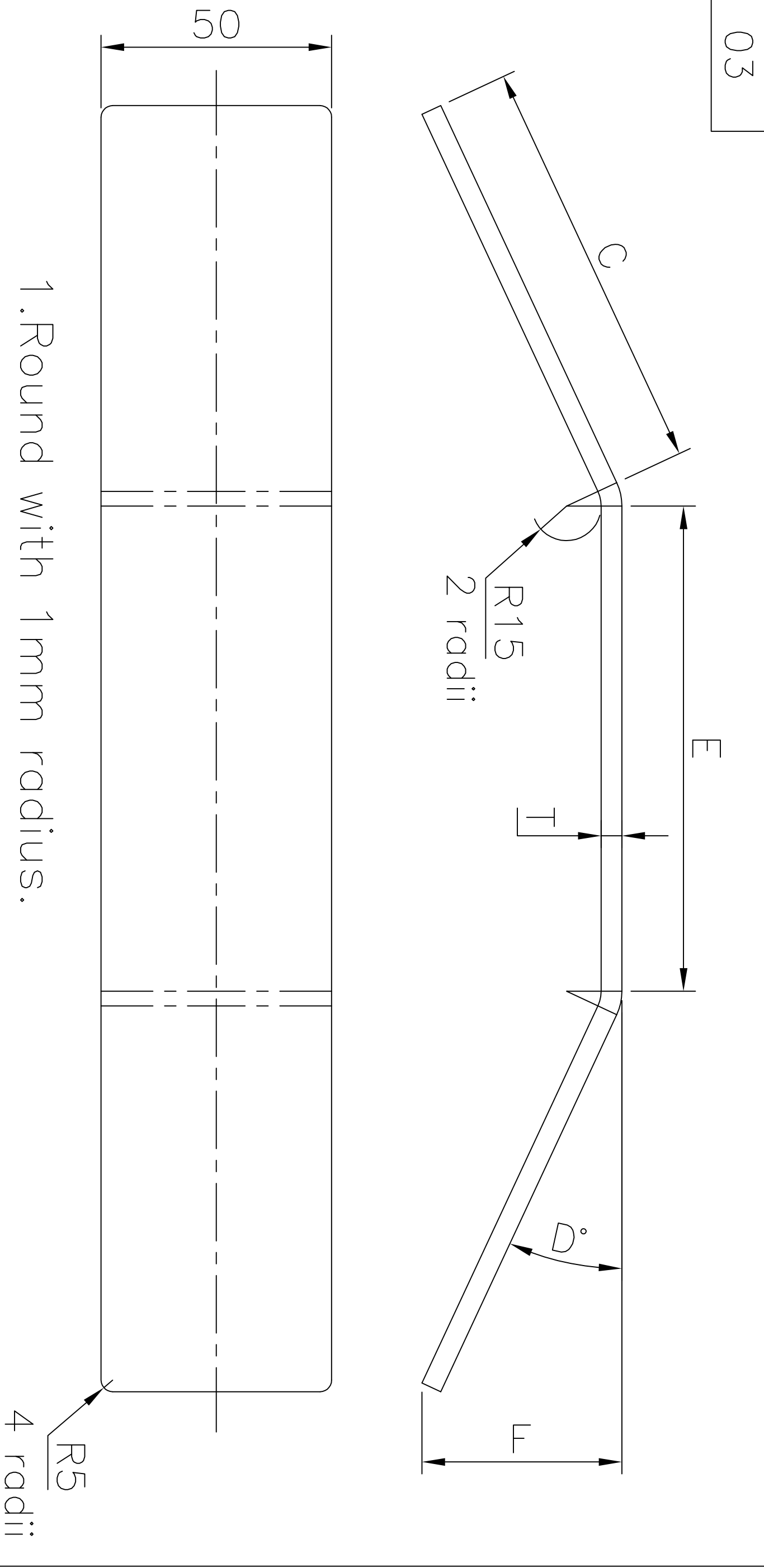


All sharps round with radius 3mm



- NOTES:-**
- FOR DELINKED BOM REFER COMPUTER BOM NO. 34987/000078.
  - \* REFERENCE DIMENSIONS.
  - SURFACE COATING SHALL BE OIL-PROOF AND APPLIED ACCORDING TO CUSTOMER TECHNOLOGY.
  - THE REST OF UNSPECIFIED TECHNICAL REQUIREMENTS SHALL BE IN ACCORDANCE WITH NORMATIVE DOCUMENTS OF CUSTOMER.

INVENTORY NO. SIGN. & DATE REF. DRG. NO.





Var.	Pos.	A	B	C	D	E	F	T	Mass,kg	Location
00	-01	1520	184	346	23	762	149	12	8,78	bottom of top yoke
01	-02	1577	234	375	29	800	195	12	9,23	top of bottom yoke

1	3	Plate	Stainless steel (320-340 mPa) D40S							
2	2	Plate	Stainless steel (320-340 mPa) D40S							0,22kg
2	1	Clamp	Stainless steel (320-340 mPa) B40S							0,74kg
Q'TY NO.	NAME	MATERIAL	DWG. NO. & SPEC MATERIAL CODE	SIZE TXWXL	REMARK					
GPT ASSY. DRG. ND.	GPT 612001,2000	ITEM ND.		GPT DRG. ND.	GPT 612001,2002					
ADDITIONAL INFORMATION WO. NO.-62007-A-512-01			500 MVA, 765/400/33 KV 1 PHASE, AUTO TRANSFORMER MEGHA ENGG. & INFRA LTD. TRR & REACTOR PKG FOR WUPPCL							
STATUS OF DRAWING U			TYPE OF PRODUCT OR NAME OF CUSTOMER/PROJECT							
DISTRIBUTION OF PRINTS TRR-1, TRM-3 FTM-8			BHARAT HEAVY ELECTRICALS LTD. BHOPAL							
REV.	DATE	ALTERED CHECKED APPROVED	DRG. TITRE 406	3RD, 2ND, 1ST AND 0TH UNTIL, DIMS. OR	3RD SCALE	3RD WEIGHT (KG)	3RD REF. TO ASSY. DRG.	3RD ITEM ND.	3RD ITEM ND.	3RD ITEM ND.
			BAND							
			3 498 70 00078							
			01							

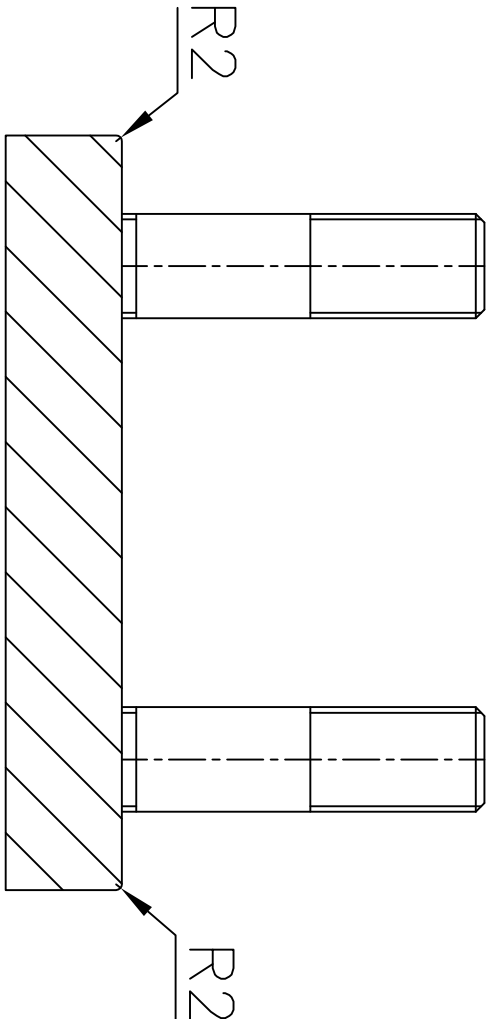
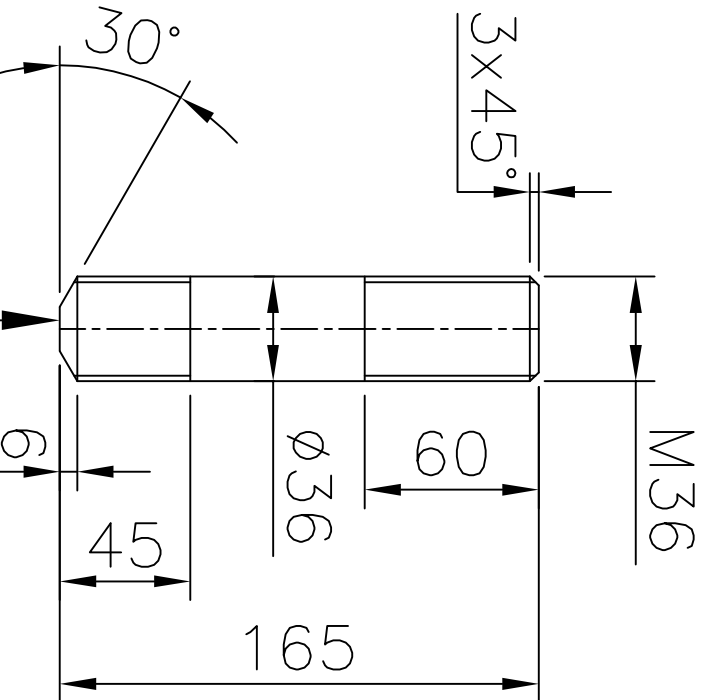


6L000 0L 864 3

DRG. NO.



IT MUST NOT BE USED DIRECTLY OR INDIRECTLY IN ANY WAY DETRIMENTAL TO THE INTEREST OF THE COMPANY  
THE INFORMATION ON THIS DOCUMENT IS THE PROPERTY OF



2

View of A-A

NOTES:-

- FOR DELINKED BOM REFER COMPUTER BOM NO. 34987000079.
- YIELD STRENGTH OF THE STUD BOLT IS EQUAL OR MORE THAN 460 KG/MM2.
- SURFACE COATING SHALL BE OIL-PROOF AND APPLIED ACCORDING TO CUSTOMER TECHNOLOGY.
- THE REST OF UNSPECIFIED TECHNICAL REQUIREMENTS SHALL BE IN ACCORDANCE WITH NORMATIVE DOCUMENTS OF CUSTOMER.

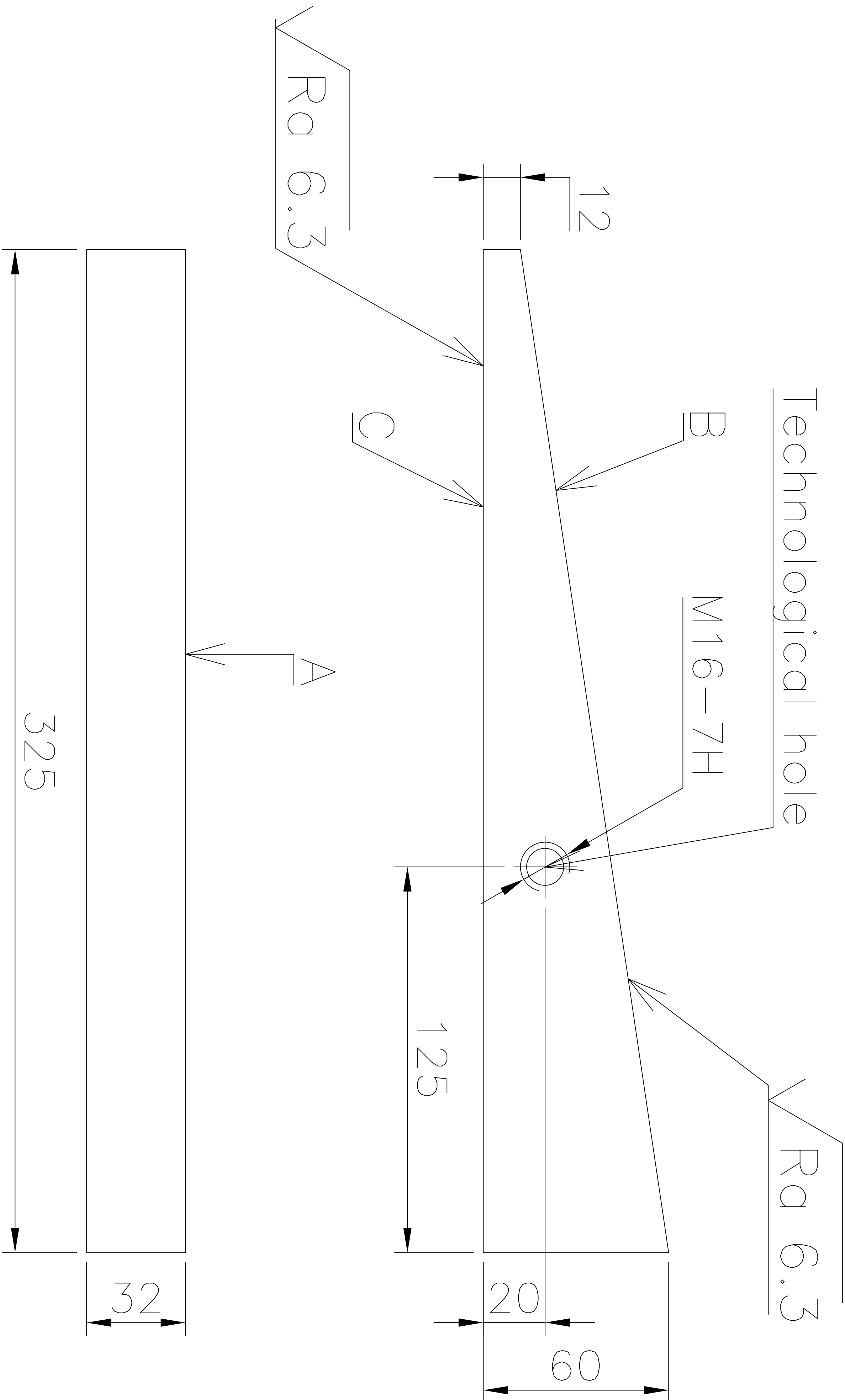
--	--	--	--	--	--	--	--	--	--	--	--	--	--	--	--	--	--	--	--	--	--	--	--	--	--	--	--	--	--	--	--	--	--	--	--	--	--	--	--	--	--	--	--	--	--	--	--	--	--	--	--	--	--	--	--	--	--	--	--	--	--	--	--	--	--	--	--	--	--	--	--	--	--	--	--	--	--	--	--	--	--	--	--	--	--	--	--	--	--	--	--	--	--	--	--	--	--	--	--	--	--	--	--	--	--	--	--	--	--	--	--	--	--	--	--	--	--	--	--	--	--	--	--	--	--	--	--	--	--	--	--	--	--	--	--	--	--	--	--	--	--	--	--	--	--	--	--	--	--	--	--	--	--	--	--	--	--	--	--	--	--	--	--	--	--	--	--	--	--	--	--	--	--	--	--	--	--	--	--	--	--	--	--	--	--	--	--	--	--	--	--	--	--	--	--	--	--	--	--	--	--	--	--	--	--	--	--	--	--	--	--	--	--	--	--	--	--	--	--	--	--	--	--	--	--	--	--	--	--	--	--	--	--	--	--	--	--	--	--	--	--	--	--	--	--	--	--	--	--	--	--	--	--	--	--	--	--	--	--	--	--	--	--	--	--	--	--	--	--	--	--	--	--	--	--	--	--	--	--	--	--	--	--	--	--	--	--	--	--	--	--	--	--	--	--	--	--	--	--	--	--	--	--	--	--	--	--	--	--	--	--	--	--	--	--	--	--	--	--	--	--	--	--	--	--	--	--	--	--	--	--	--	--	--	--	--	--	--	--	--	--	--	--	--	--	--	--	--	--	--	--	--	--	--	--	--	--	--	--	--	--	--	--	--	--	--	--	--	--	--	--	--	--	--	--	--	--	--	--	--	--	--	--	--	--	--	--	--	--	--	--	--	--	--	--	--	--	--	--	--	--	--	--	--	--	--	--	--	--	--	--	--	--	--	--	--	--	--	--	--	--	--	--	--	--	--	--	--	--	--	--	--	--	--	--	--	--	--	--	--	--	--	--	--	--	--	--	--	--	--	--	--	--	--	--	--	--	--	--	--	--	--	--	--	--	--	--	--	--	--	--	--	--	--	--	--	--	--	--	--	--	--	--	--	--	--	--	--	--	--	--	--	--	--	--	--	--	--	--	--	--	--	--	--	--	--	--	--	--	--	--	--	--	--	--	--	--	--	--	--	--	--	--	--	--	--	--	--	--	--	--	--	--	--	--	--	--	--	--	--	--	--	--	--	--	--	--	--	--	--	--	--	--	--	--	--	--	--	--	--	--	--	--	--	--	--	--	--	--	--	--	--	--	--	--	--	--	--	--	--	--	--	--	--	--	--	--	--	--	--	--	--	--	--	--	--	--	--	--	--	--	--	--	--	--	--	--	--	--	--	--	--	--	--	--	--	--	--	--	--	--	--	--	--	--	--	--	--	--	--	--	--	--	--	--	--	--	--	--	--	--	--	--	--	--	--	--	--	--	--	--	--	--	--	--	--	--	--	--	--	--	--	--	--	--	--	--	--	--	--	--	--	--	--	--	--	--	--	--	--	--	--	--	--	--	--	--	--	--	--	--	--	--	--	--	--	--	--	--	--	--	--	--	--	--	--	--	--	--	--	--	--	--	--	--	--	--	--	--	--	--	--	--	--	--	--	--	--	--	--	--	--	--	--	--	--	--	--	--	--	--	--	--	--	--	--	--	--	--	--	--	--	--	--	--	--	--	--	--	--	--	--	--	--	--	--	--	--	--	--	--	--	--	--	--	--	--	--	--	--	--	--	--	--	--	--	--	--	--	--	--	--	--	--	--	--	--	--	--	--	--	--	--	--	--	--	--	--	--	--	--	--	--	--	--	--	--	--	--	--	--	--	--	--	--	--	--	--	--	--	--	--	--	--	--	--	--	--	--	--	--	--	--	--	--	--	--	--	--	--	--	--	--	--	--	--	--	--	--	--	--	--	--	--	--	--	--	--	--	--	--	--	--	--	--	--	--	--	--	--	--	--	--	--	--	--	--	--	--	--	--	--	--	--	--	--	--	--	--	--	--	--	--	--	--	--	--	--	--	--	--	--	--	--	--	--	--	--	--	--	--	--	--	--	--	--	--	--	--	--	--	--	--	--	--	--	--	--	--	--	--	--	--	--	--	--	--	--	--	--	--	--	--	--	--	--	--	--	--	--	--	--	--	--	--	--	--	--	--	--	--	--	--	--	--	--	--	--	--	--	--	--	--	--	--	--	--	--	--	--	--	--	--	--	--	--	--	--	--	--	--	--	--	--	--	--	--	--	--	--	--	--	--	--	--	--	--	--	--	--	--	--	--	--	--	--	--	--	--	--	--	--	--	--	--	--	--	--	--	--	--	--	--	--	--	--	--	--	--	--	--	--	--	--	--	--	--	--	--	--	--	--	--	--	--	--	--	--	--	--	--	--	--	--	--	--	--	--	--	--	--	--	--	--	--	--	--	--	--	--	--	--	--	--	--	--	--	--	--	--	--	--	--	--	--	--	--	--	--	--	--	--	--	--	--	--	--	--	--	--	--	--	--	--	--	--	--	--	--	--	--	--	--	--	--	--	--	--	--	--	--	--	--	--	--	--	--	--	--	--	--	--	--	--	--	--	--	--	--	--	--	--	--	--	--	--	--	--	--	--	--	--	--	--	--	--	--	--	--	--	--	--	--	--	--	--	--	--	--	--	--	--	--	--	--	--	--	--	--	--	--	--	--	--	--	--	--	--	--	--	--	--	--	--	--	--	--	--	--	--	--	--	--	--	--	--	--	--	--	--	--	--	--	--	--	--	--	--	--	--	--	--	--	--	--	--	--	--	--	--	--	--	--	--	--	--	--	--	--	--	--	--	--	--	--	--	--	--	--	--	--	--	--	--	--	--	--	--	--	--	--	--	--	--	--	--	--	--	--	--	--	--	--	--	--	--	--	--	--	--	--	--	--	--	--	--	--	--	--	--	--	--	--	--	--	--	--	--	--	--	--	--	--	--	--	--	--	--	--	--	--	--	--	--	--	--	--	--	--	--	--	--	--	--	--	--	--	--	--	--	--	--	--	--	--	--	--	--	--	--	--	--	--	--	--	--	--	--	--	--	--	--	--	--	--	--	--	--	--	--	--	--	--	--	--	--	--	--	--	--	--	--	--	--	--	--	--	--	--	--	--	--	--	--	--	--	--	--	--	--	--	--	--	--	--	--	--	--	--	--	--	--	--	--	--	--	--	--	--	--	--	--	--	--	--	--	--	--	--	--	--	--	--	--	--	--	--	--	--	--	--	--	--	--	--	--	--	--	--	--	--	--	--	--	--	--	--	--	--	--	--	--	--	--	--	--	--	--	--	--	--	--	--	--	--	--	--	--	--	--	--	--	--	--	--	--	--	--	--	--	--	--	--	--	--	--	--	--	--	--	--	--	--	--	--	--	--	--	--	--	--	--	--	--	--	--	--	--	--	--	--	--	--	--	--	--	--	--	--	--	--	--	--	--	--	--	--	--	--	--	--	--	--	--	--	--	--	--	--	--	--	--	--	--	--	--	--	--	--	--	--	--	--	--	--	--	--	--	--	--	--	--	--	--	--	--	--	--	--	--	--	--	--	--	--	--	--	--	--	--	--	--	--	--	--	--	--	--	--	--	--	--	--	--	--	--	--	--	--	--	--	--	--	--	--	--	--	--	--	--	--	--	--	--	--	--	--	--	--	--	--	--	--	--	--	--	--	--	--	--	--	--	--	--	--	--	--	--	--	--	--	--	--	--	--	--	--	--	--	--	--	--	--	--	--	--	--	--	--	--	--





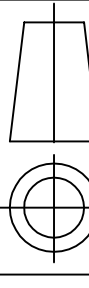
60100 07 867 3

DRG. NO.



NOTES:-

- FOR DELINKED BOM REFER COMPUTER BOM NO. 34987000109 .
- NON-PERPENDICULARITY OF B AND C SURFACE AGAINST A SURFACE SHALL BE 0.3 MM MAX.
- NONFLATNESS OF A, B AND C SURFACE SHALL BE 0.3 MM MAX.
- SURFACE COATING - PHOSPHATING COATING AND APPLIED ACCORDING TO CUSTOMER TECHNOLOGY.
- THE REST OF UNSPECIFIED TECHNICAL REQUIREMENTS SHALL BE IN ACCORDANCE WITH NORMATIVE DOCUMENTS OF CUSTOMER.

GPT ASSY. DRG. NO.		GPT 612001.2000		ITEM NO.		93		GPT DRG. NO.		PART-25	
ADDITIONAL INFORMATION WO. NO.- 62007-A-512-01				3.प्राप्त की प्रकार या अपका / परिवर्तित की नाम TYPE OF PRODUCT OR NAME OF CUSTOMER/PROJECT				500 MVA, 765/400/33 KV I PHASE, AUTO TRANSFORMER MEGHA ENGG. & INFRA LTD. TRFR & REACTOR PKG FOR WUPPTCL			
STATUS OF DRAWING				U							
DISTRIBUTION OF PRINTS											
TRE-1, TRM-3											
REV.		DATE		ALTERED		भारत हेवी इलेक्ट्रिकल्स लिमिटेड भोपाल BHARAT HEAVY ELECTRICALS LTD. BHOPAL					
				CHECKED		भाग TRE		उत्प. दस्ता. प्राप्त की श्रेणी		उत्पादन	
				APPROVED		DEPT.		UNITS, DIMS. GR.		SCALE	
				CODE		कोड 406		—		वजन	
										भारत भारती	
								WEIGHT (KG.)		REF. TO ASSY. DRG.	
								2.90		0 498 70 00002	
								उत्प. दस्ता. का संदर्भ		संग्रह नं.	
								AKP		ITEM NO.	
								08.05.14		93	
								—		संग्रह संख्या	
								—		ND OF	
								—		ITEM	
								—		REV	
								—		00	
								—		01	



B I L L O F M A T E R I A L				DEP NO	NO OF IT	VAR	TYPE OF PRODUCT	W O R K O R D E R 62007A51201			DRG NO 34987000109		CORE CODE 63870815		REV 00	
					5	1	500MVA,765KV,1PH. MEGA	TITLE PACKING SUPT.    PACKING SUPT.								

DU	VAR03	VAR02	VAR01	VAR00	REMARKS	IT NO	DESCRIPTION						DRAWING NO	IT.	MATCODE	A / C	UT	UNIT	WT	G / S
							MAT SIZE						DETAILS	VAR	MAT SPEC			QTY	ZONE	
				00001	TO DETAIL	001	WEDGE									KG	2.900			
							TK	WDT	LEN	ID	OD	DIM1								
							32	60	325						AA10122					

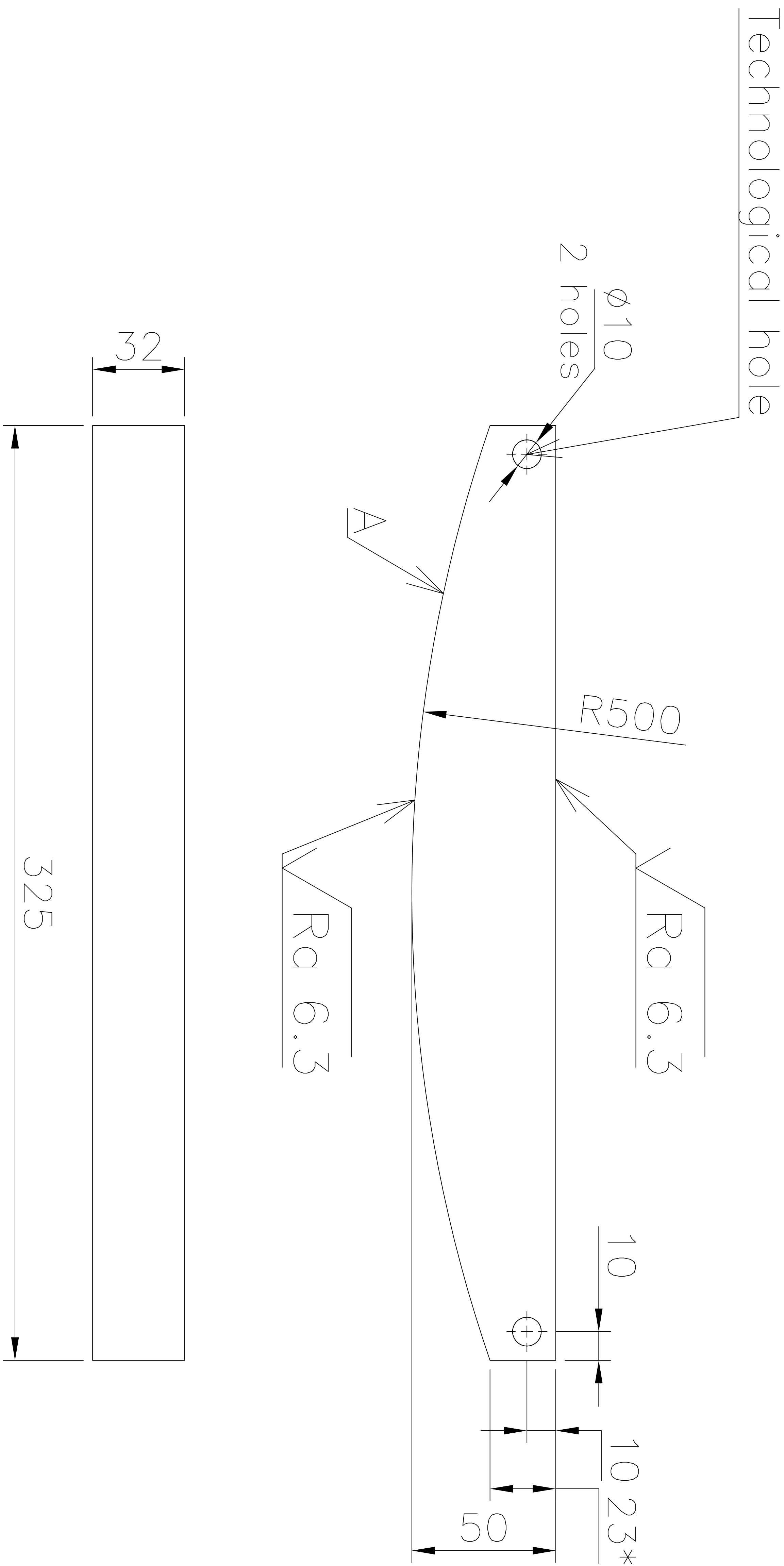
2.9

DISTRIBUTION DETAILS				REV NO. 0		PREP BY		CKD BY		APPD BY		DATE	
TRE	TRM			PREP BY		CKD BY		APPD BY		DATE			
1	3			RT		LK		AKP		24 APR 2014		DRG NO 34987000109	
												SHT 1    OF 1	

THE INFORMATION ON THIS DOCUMENT IS THE PROPERTY OF BHARAT HEAVY ELECTRICALS LIMITED  
IT MUST NOT BE USED DIRECTLY OR INDIRECTLY IN ANY WAY DETRIMENTAL TO THE INTEREST OF THE COMPANY

3 498 70 00110

DRG. NO.



**NOTES:-**

1. FOR DELINKED BOM REFER COMPUTER BOM NO. 34987000110 .
2. NONFLATNESS OF A SURFACE SHALL BE 0.3 MM MAX.
3. SURFACE COATING - PHOSPHATING COATING AND APPLIED ACCORDING TO CUSTOMER TECHNOLOGY.
4. THE REST OF UNSPECIFIED TECHNICAL REQUIREMENTS SHALL BE IN ACCORDANCE WITH NORMATIVE DOCUMENTS OF CUSTOMER.

GPT ASSY. DRG. NO.		GPT 612001.2000		ITEM NO.		94		GPT DRG. NO.		PART -26	
ADDITIONAL INFORMATION WO. NO.- 62007-A-512-01				3 फेज का ट्रान्स् फार्मर अथवा / वोल्टीज का नाम				500 MVA, 765/400/33 KV I PHASE, AUTO TRANSFORMER			
STATUS OF DRAWING				U				MEGHA ENGG. & INFRA LTD.			
DISTRIBUTION OF PRINTS				TYPE OF PRODUCT OR NAME OF CUSTOMER/PRODUCT				TRFR & REACTOR PKG FOR WUPPTCL			
TRE-1, TRM-3								भारत हेवी इलेक्ट्रिकल्स लिमिटेड भोपाल BHARAT HEAVY ELECTRICALS LTD. BHOPAL			
REV.		DATE		ALTERED		REVISION		BY		DATE	
		CHECKED		DEPT		REVISION		BY		DATE	
		APPROVED		CODE		REVISION		BY		DATE	
		406		UNIT, INGS. OR				SCALE		3.35	
		शीट NO./ TITLE									
SEGMENT				3 498 70 00010				3 498 70 00010			
GPT NO./SHT. NO.				01				गुप्त/REV			
गुप्त नं./शीट नं. या शीट नं.				01				गुप्त नं./शीट नं. या शीट नं.			

BILL OF MATERIAL				DEP NO	NO OF IT   VAR		TYPE OF PRODUCT						WORK ORDER 62007A51201		DRG NO 34987000110		CORE CODE 63870815		REV 00	
					5	1	500MVA,765KV,1PH. MEGA						TITLE  PACKING SUPT.    PACKING SUPT.							

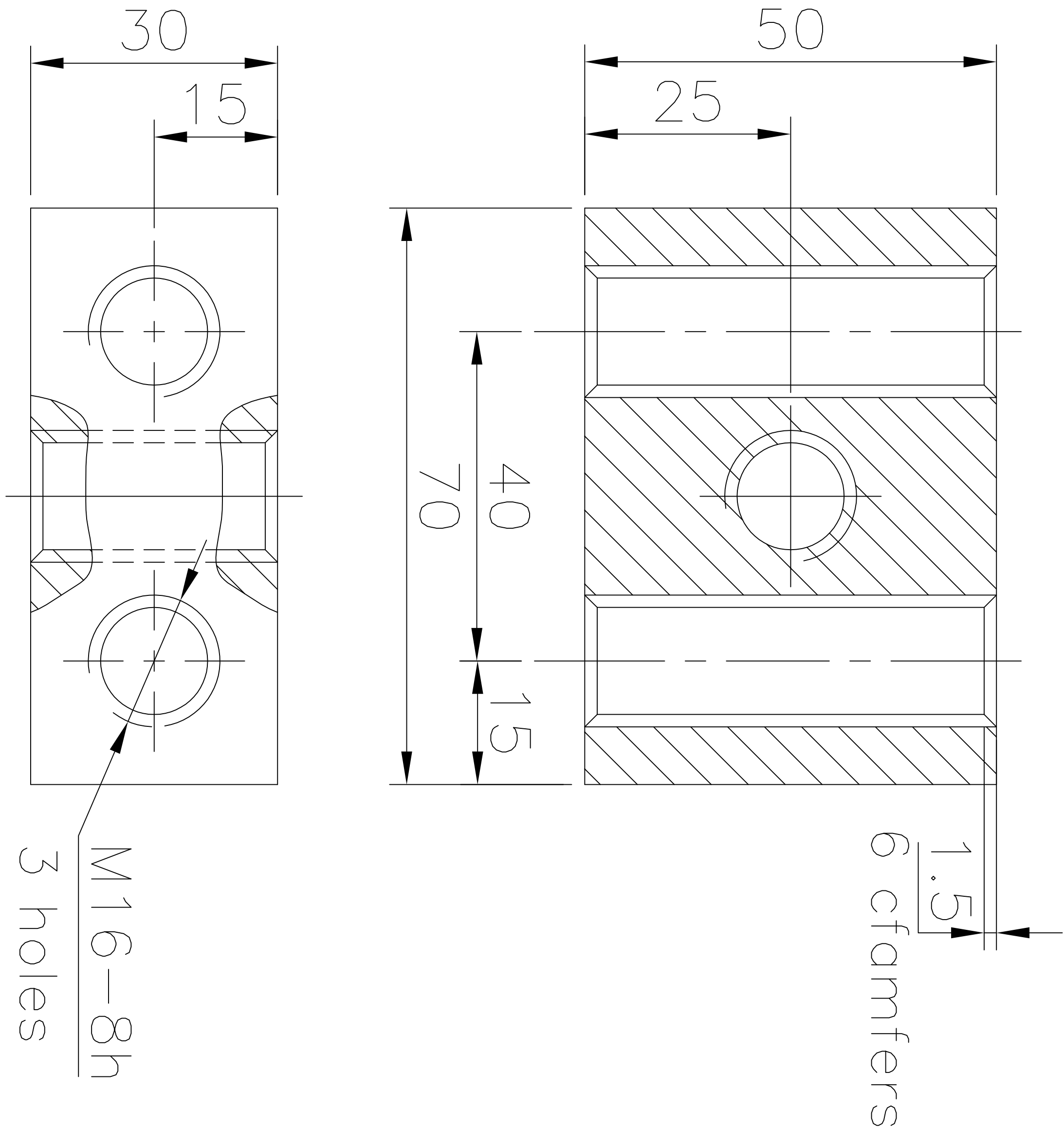
DU	VAR03	VAR02	VAR01	VAR00	REMARKS	IT NO	DESCRIPTION						DRAWING NO	IT.	MATCODE		A / C	UT	UNIT WT		G / S
							MAT SIZE						DETAILS	VAR	MAT SPEC				QTY		ZONE
				00001	TO DETAIL	001	SEGMENT											KG	3.350		
							TK	WDT	LEN	ID	OD	DIM1									
							32	50	325						AA10122						

3.35

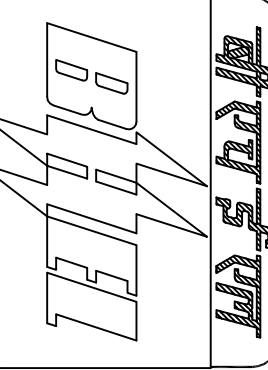

DISTRIBUTION DETAILS				REV NO. 0		PREP BY		CKD BY		APPD BY		DATE	
TRE	TRM			PREP BY		CKD BY		APPD BY		DATE			
1	3			RT		GK		AKP		24 APR 2014		DRG NO 34987000110	
												SHT 1    OF 1	

11100 07 864 3

DRG. NO.



- NOTES:-**
- FOR DELINKED BOM REFER COMPUTER BOM NO. 34987000111 .
  - SURFACE COATING SHALL BE OIL-PROOF AND APPLIED ACCORDING TO CUSTOMER TECHNOLOGY.
  - THE REST OF UNSPECIFIED TECHNICAL REQUIREMENTS SHALL BE IN ACCORDANCE WITH NORMATIVE DOCUMENTS OF CUSTOMER.

GPT ASSY. DRG. NO.		GPT 612001.2000		ITEM NO.		95		GPT DRG. NO.		PART-27					
ADDITIONAL INFORMATION WO. NO.-62007-A-512-01				500 MVA, 765/400/33 KV 1 PHASE, AUTO TRANSFORMER MEGHA ENGG. & INFRA LTD. TRFR & REACTOR PKG FOR WUPPTCL											
STATUS OF DRAWING U															
DISTRIBUTION OF PRINTS TRE-1, TRM-3															
REV.	DATE	ALTERED			भारत हेवी इलेक्ट्रिकल्स लिमिटेड भोपाल BHARAT HEAVY ELECTRICALS LTD. BHOPAL			खसता		गोती / NAME		एस्टीम / SIGN		वे रे. की संख्या / NO. OF VES	
		CHECKED						DRN	SKC	30.04.14					
		APPROVED						ड्राईंग	CRD	LALIT	05.05.14	05.05.14			
								एस्टीम	APRD	AKP		08.05.14			
				मिशन TRE	ड्रा. रस. गाय जी श्रेणी	जुगुपता		भार. मी.डि.	ड्रा. रस. गाय जी श्रेणी	0.498 70 00002		95	गोती संख्या / NO. OF VES		गोती संख्या / NO. OF VES
				DEPT	UNTD. DMS. GR.	SCALE		WEIGHT KGS.	REF. TO ASSY. DRG.	0.498 70 00002		95	गोती संख्या / NO. OF VES		गोती संख्या / NO. OF VES
				शीट	406			0.75					गोती संख्या / NO. OF VES		गोती संख्या / NO. OF VES
				कोडिंग / TITLE											
BAR															
3 498 70 00111															
ड्रा. रस. गाय जी श्रेणी															
01															

THE INFORMATION ON THIS DOCUMENT IS THE PROPERTY OF BHARAT HEAVY ELECTRICALS LIMITED  
IT MUST NOT BE USED DIRECTLY OR INDIRECTLY IN ANY WAY DETRIMENTAL TO THE INTEREST OF THE COMPANY

BILL OF MATERIAL				DEP NO	NO OF IT	VAR	TYPE OF PRODUCT	WORK ORDER 62007A51201			DRG NO 34987000111		CORE CODE 63870813		REV 00	
					5	1	500MVA,765KV,1PH. MEGA	TITLE LOCKING ARRGT.    LOCKING ARRGT.								

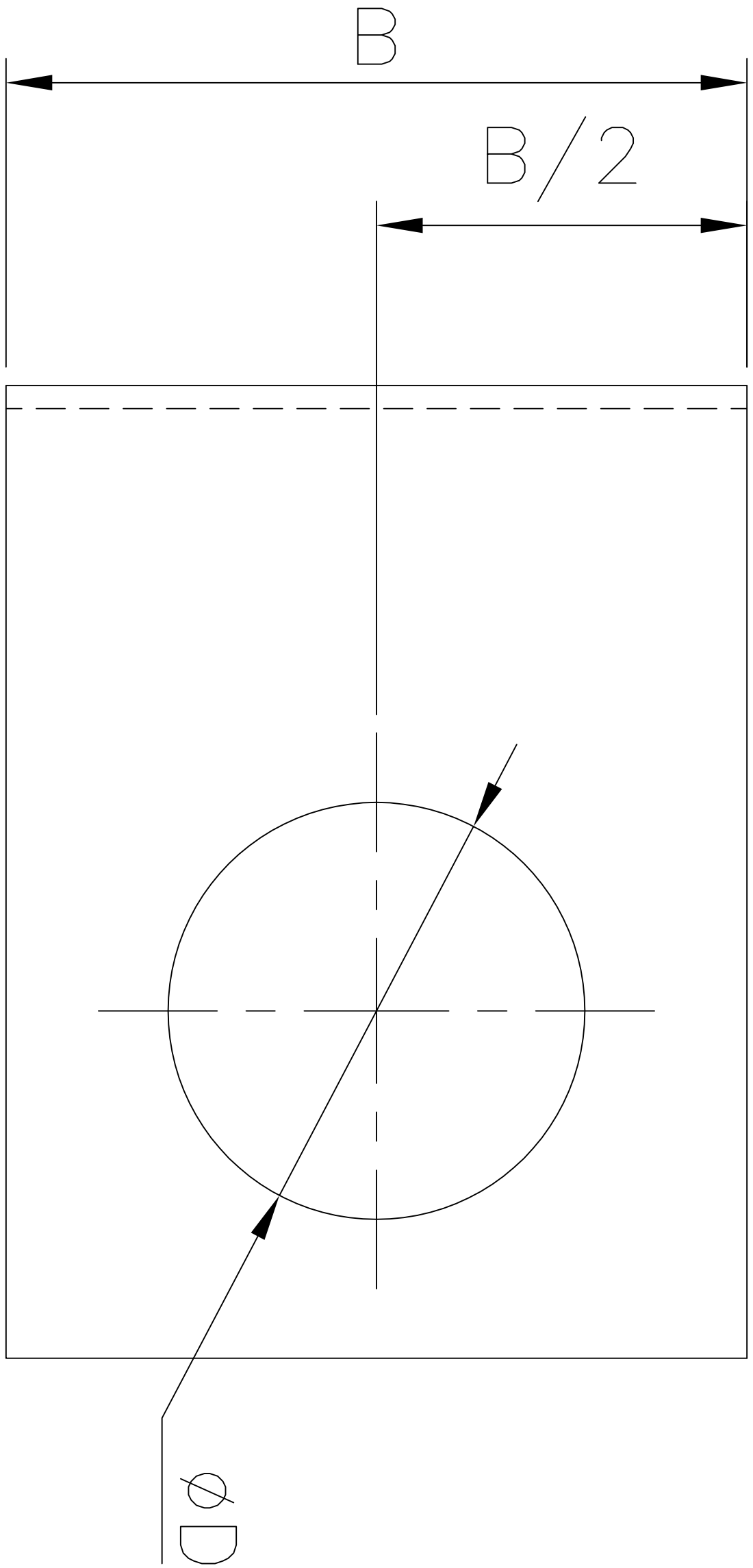
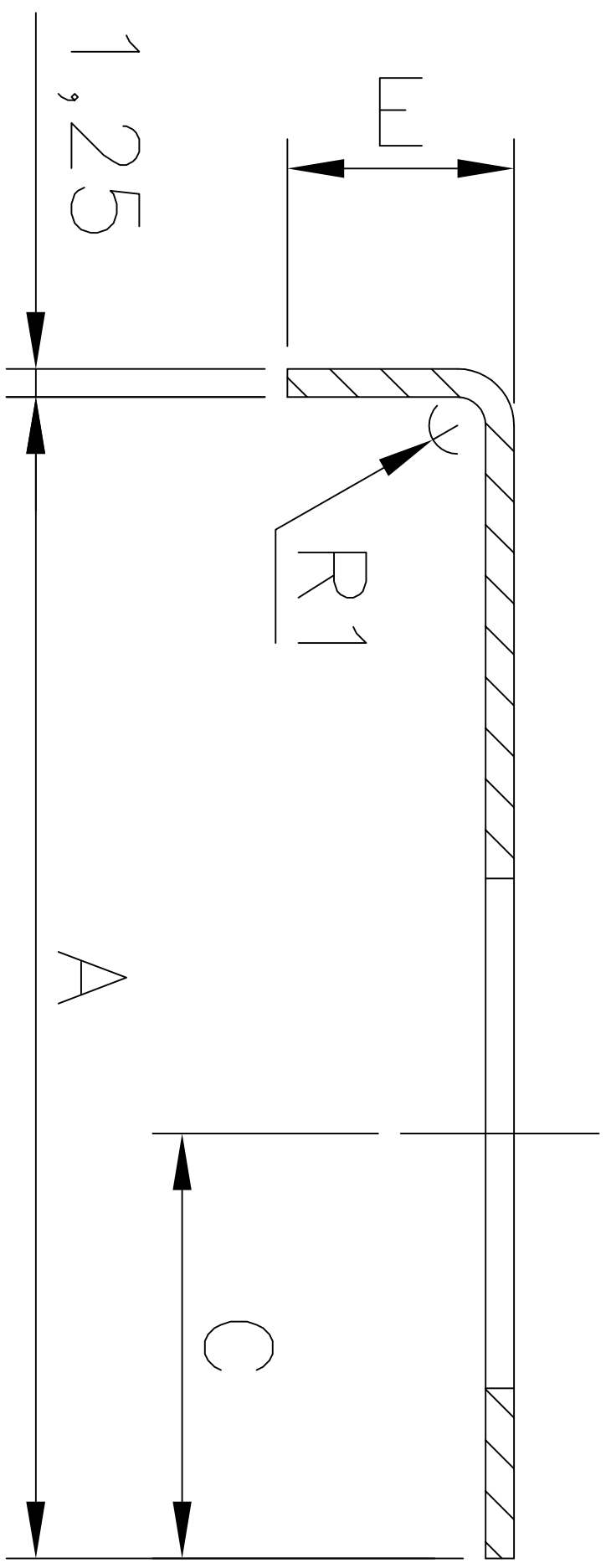
DU	VAR03	VAR02	VAR01	VAR00	REMARKS	IT NO	DESCRIPTION						DRAWING NO	IT.	MATCODE		A / C	UT	UNIT	WT	G / S
							MAT SIZE						DETAILS	VAR	MAT SPEC				QTY		ZONE
				00001	TO DETAIL	001	BAR										KG	0.750			
							TK	WDT	LEN	ID	OD	DIM1									
							30	50	70									AA10108			

.75

DISTRIBUTION DETAILS				REV NO. 0		PREP BY		CKD BY		APPD BY		DATE	
TRE	TRM			PREP BY		CKD BY		APPD BY		DATE			
1	3			RT		LK		AKP		24 APR 2014		DRG NO 34987000111	
												SHT 1    OF 1	

21100 07 867 3

DRG. NO.



Dimensions, mm

Item no.	Pos.	A	B	C	D	E	Mass,kg
001	-01	41	32	15	18	8	0.010
002	-02	32	32	15	18	8	0.009

for bolt M16x110

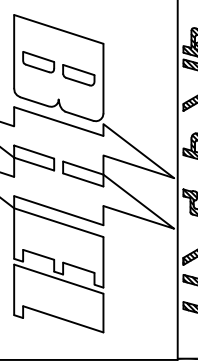
for bolt M16x70

THE INFORMATION ON THIS DOCUMENT IS THE PROPERTY OF BHARAT HEAVY ELECTRICALS LIMITED  
IT MUST NOT BE USED DIRECTLY OR INDIRECTLY IN ANY WAY DETRIMENTAL TO THE INTEREST OF THE COMPANY

NOTES:-

- FOR DELINKED BOM REFER COMPUTER BOM NO. 34987000112 .
- SURFACE COATING SHALL BE OIL-PROOF AND APPLIED ACCORDING TO CUSTOMER TECHNOLOGY.
- THE REST OF UNSPECIFIED TECHNICAL REQUIREMENTS SHALL BE IN ACCORDANCE WITH NORMATIVE DOCUMENTS OF CUSTOMER.
- POSTION MEANS ITEM .

INVENTORY NO.	SIGN. & DATE	REF. DRG. NO.
---------------	--------------	---------------

GPT ASSY. DRG. NO.		GPT 612001.2000		ITEM NO.		96,97		GPT DRG. NO.		PART-28			
ADDITIONAL INFORMATION WO. NO.- 62007-A-512-01				3 फेज का ट्रांस री युक्ति / उपकरण का नाम				500 MVA, 765/400/33 KV 1 PHASE, AUTO TRANSFORMER MEGHA ENGG. & INFRA LTD.					
STATUS OF DRAWING				U				TRFR & REACTOR PKG FOR WUPPTCL					
DISTRIBUTION OF PRINTS				TRE-1, TRM-3									
<div><div>भारत हेवी इलेक्ट्रिकल्स लिमिटेड</div><div></div><div>भारत हेवी इलेक्ट्रिकल्स लिमिटेड</div><div>गोपाल</div><div>BHARAT HEAVY ELECTRICALS LTD.</div><div>BHOPAL</div></div>				खाना		गोपाल / NAME		दिनांक / SIGN		रे. क्र. की संख्या / NO. OF SHEET			
				DRN		SKC		30.04.14		30.04.14			
				CNC		LALIT		05.05.14		05.05.14			
				प्रमाण		AKP		08.05.14		-			
REV.		DATE		ALTERED		REVISION		REV. NO.		NO. OF SHEET			
		CHECKED		DEPT		TRE		96.97		00			
		APPROVED		CODE		406							
शीट नं० / TITLE				LOCK PLATE				3 498 70 00112					
पृष्ठ नं० / SHEET NO.				01				पृष्ठों की संख्या / NO. OF SHEET.				01	

BILL OF MATERIAL				DEP NO	NO OF IT   VAR		TYPE OF PRODUCT						WORK ORDER 62007A51201		DRG NO 34987000112		CORE CODE 63870813		REV 00	
					2	1	500MVA,765KV,1PH. MEGA						TITLE LOCKING ARRGT.    LOCKING ARRGT.							

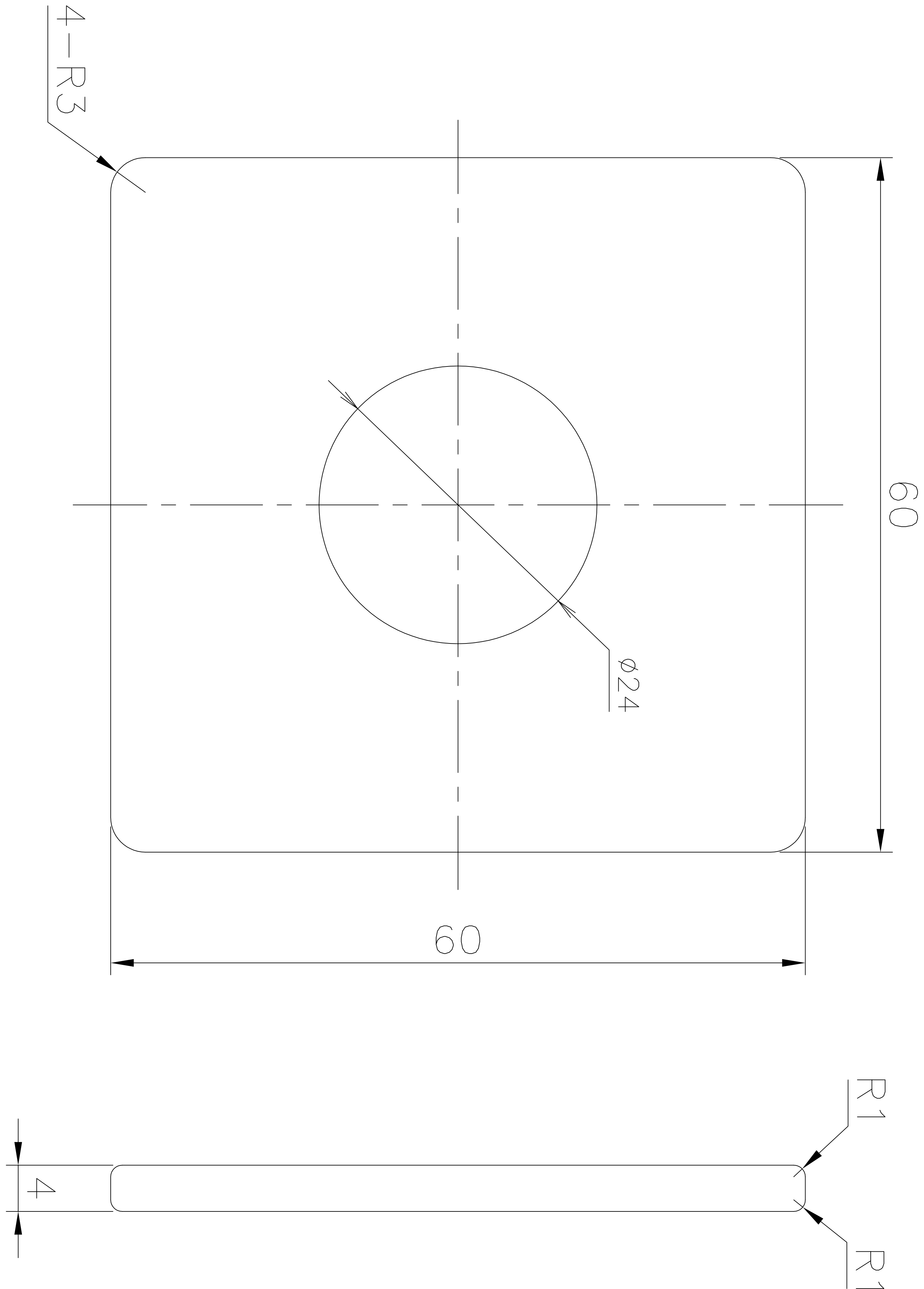
DU	VAR03	VAR02	VAR01	VAR00	REMARKS	IT NO	DESCRIPTION						DRAWING NO		IT.	MATCODE		A / C	UT	UNIT WT		G / S
							MAT SIZE						DETAILS		VAR	MAT SPEC				QTY		ZONE
				00001	TO DETAIL SEE TABLE FOR DIM. ZPP	001	LOCKING PLATE								BP1011715970			KG	0.010			
							TK	WDT	LEN	ID	OD	DIM1										
							1.25	32														
				00001	TO DETAIL SEE TABLE FOR DIM. ZPP	002	LOCKING PLATE								BP1011715970			KG	0.009			
							TK	WDT	LEN	ID	OD	DIM1										
							1.25	32														

.019

DISTRIBUTION DETAILS				REV NO. 0		PREP BY		CKD BY		APPD BY		DATE	
TRE	TRM			PREP BY		CKD BY		APPD BY		DATE			
1	3			KVA		LK		AKP		24 APR 2014		DRG NO 34987000112	
												SHT 1    OF 1	

C1100 07 867 ૩

DRG. NO.



NOTES:-

1. FOR DELINKED BOM REFER COMPUTER BOM NO. 34987000113.
2. SURFACE COATING - PHOSPHATING COATING AND APPLIED ACCORDING TO CUSTOMER TECHNOLOGY.

INVENTORY NO.	SIGN. & DATE	REF. DRG. NO.
---------------	--------------	---------------

GPT ASSY. DRG. NO.		GPT 612001.2000		ITEM NO.		98		GPT DRG. NO.		PART-29	
ADDITIONAL INFORMATION WO. NO.- 62007-A-512-01				500 MVA, 765/400/33 KV 1 PHASE, AUTO TRANSFORMER MEGHA ENGG. & INFRA LTD.							
STATUS OF DRAWING				U		TRFR & REACTOR PKG FOR WUPPTCL					
DISTRIBUTION OF PRINTS				Bharat TRE							
TRE-1, TRM-3				Bharat TRE							
REV.		DATE		ALTERED		Bharat TRE					
				CHECKED		Bharat TRE					
				APPROVED		Bharat TRE					
				CODE		406					
				UNIT/ DIMS. OR		-					
				SCALE		300mm					
				WEIGHT (KGS)		0.96					
				REF. TO ASSY. DRG.		0 498 70 00002					
				ITEM NO.		98					
				REV.		3 498 70 00113					
				NO. OF		00					
				SHEET		01					



BILL OF MATERIAL				DEP NO	NO OF IT	VAR	TYPE OF PRODUCT	WORK ORDER 62007A51201			DRG NO 34987000113		CORE CODE 65170007		REV 00	
					2	1	500MVA,765KV,1PH. MEGA	TITLE WASHER SQUARE      WASHER SQUARE								

DU	VAR03	VAR02	VAR01	VAR00	REMARKS	IT NO	DESCRIPTION						DRAWING NO	IT.	MATCODE		A / C	UT	UNIT	WT	G / S
							MAT SIZE						DETAILS		VAR	MAT SPEC			QTY		ZONE
				00001	TO DETAIL ZPP	001	WASHER										KG		0.096		
							TK	WDT	LEN	ID	OD	DIM1			AA10108						
							4	60	60						AA10108						

.096

DISTRIBUTION DETAILS				REV NO. 0		PREP BY		CKD BY		APPD BY		DATE	
TRE	TRM			PREP BY		CKD BY		APPD BY		DATE			
1	3			RT		LK		AKP		24 APR 2014		DRG NO 34987000113	
												SHT 1    OF 1	

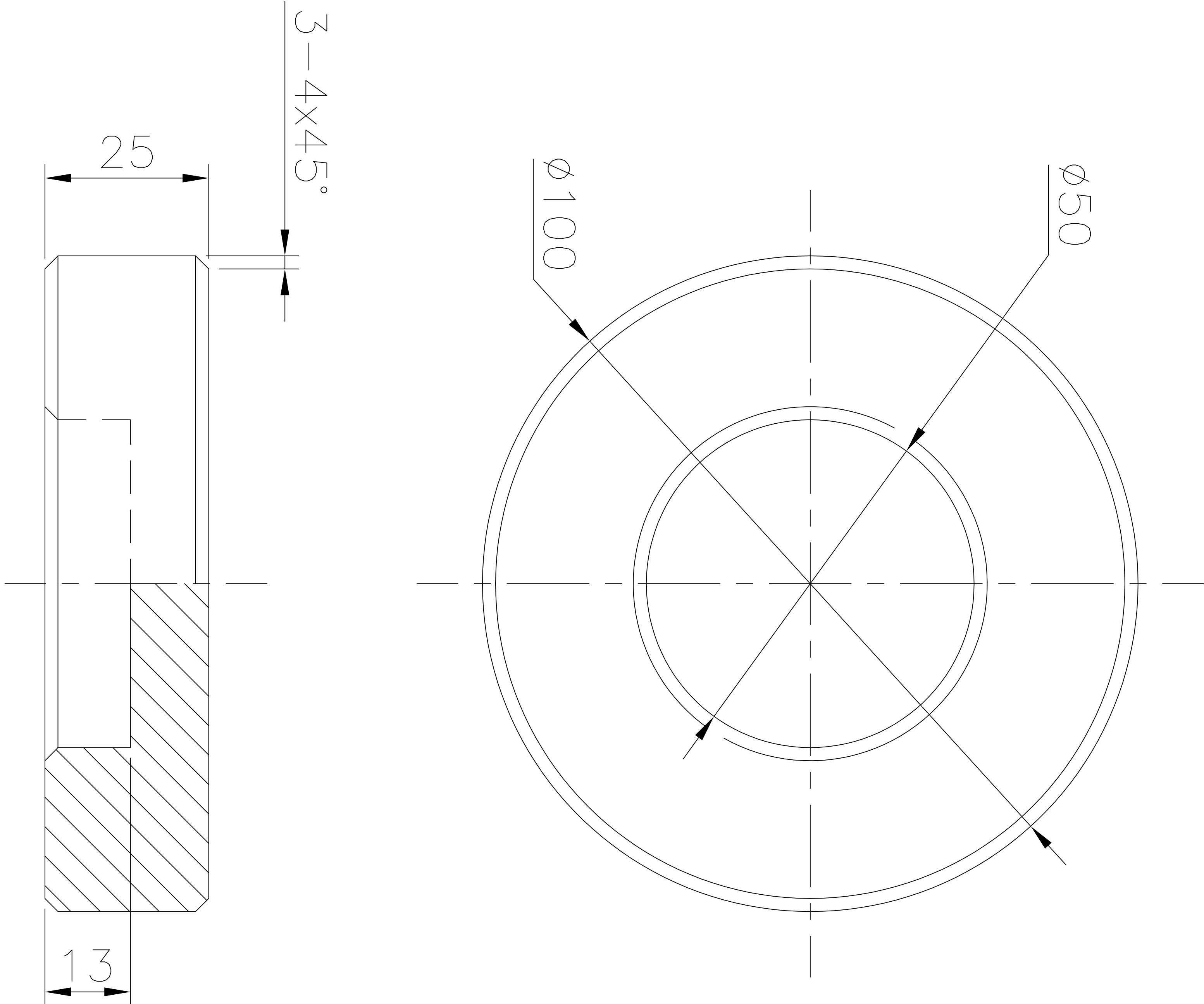
51100 07 867 3

DRG. NO.

THE INFORMATION ON THIS DOCUMENT IS THE PROPERTY OF BHARAT HEAVY ELECTRICALS LIMITED  
IT MUST NOT BE USED DIRECTLY OR INDIRECTLY IN ANY WAY DETRIMENTAL TO THE INTEREST OF THE COMPANY

INVENTORY NO.      SIGN. & DATE      REF. DRG. NO.

- NOTES:-**
- 1. FOR DELINKED BOM REFER COMPUTER BOM NO. 34987000115.
  - 2. SURFACE COATING SHALL BE OIL-PROOF AND APPLIED ACCORDING TO CUSTOMER TECHNOLOGY.
  - 3. THE REST OF UNSPECIFIED TECHNICAL REQUIREMENTS SHALL BE IN ACCORDANCE WITH NORMATIVE DOCUMENTS OF CUSTOMER .



GPT ASSY. DRG. NO.		GPT 612001.2000		ITEM NO.		100		GPT DRG. NO.		PART-31	
ADDITIONAL INFORMATION WO. NO.- 62007-A-512-01				3 फेज का ट्रांस री उत्प्रेक्ष / रीफ़ाइन का ग्रास				500 MVA, 765/400/33 KV 1 PHASE, AUTO TRANSFORMER MEGHA ENGG. & INFRA LTD.			
STATUS OF DRAWING				U				TRFR & REACTOR PKG FOR WUPPTCL			
DISTRIBUTION OF PRINTS				TRE-1, TRM-3				भारत हेवी इलेक्ट्रिकल्स लिमिटेड भोपाल BHARAT HEAVY ELECTRICALS LTD. BHOPAL			
REV.		DATE		ALTERED		REVISION		TRE		3 फेज, ट्रांस. वायु की श्रेणी	
				CHECKED				DEPT		UNITED, DIMS. GR.	
				APPROVED				CODE		406	
								शीर्षक/ TITLE		DISK	
								3 फेज वजन, 1.34		3 फेज, ट्रांस. का संदर्भ	
								0 498 70 00002		3 फेज संख्या	
								100		ITEM NO.	
								-		N.D.P. TEMP	
								01		प्रश्न/REV	
								01		00	

BILL OF MATERIAL				DEP NO	NO OF IT    VAR		TYPE OF PRODUCT						WORK ORDER 62007A51201		DRG NO 34987000115		CORE CODE 65170092		REV 00	
					2	1	500MVA,765KV,1PH. MEGA						TITLE BOLT SUPPORT    BOLT SUPPORT							


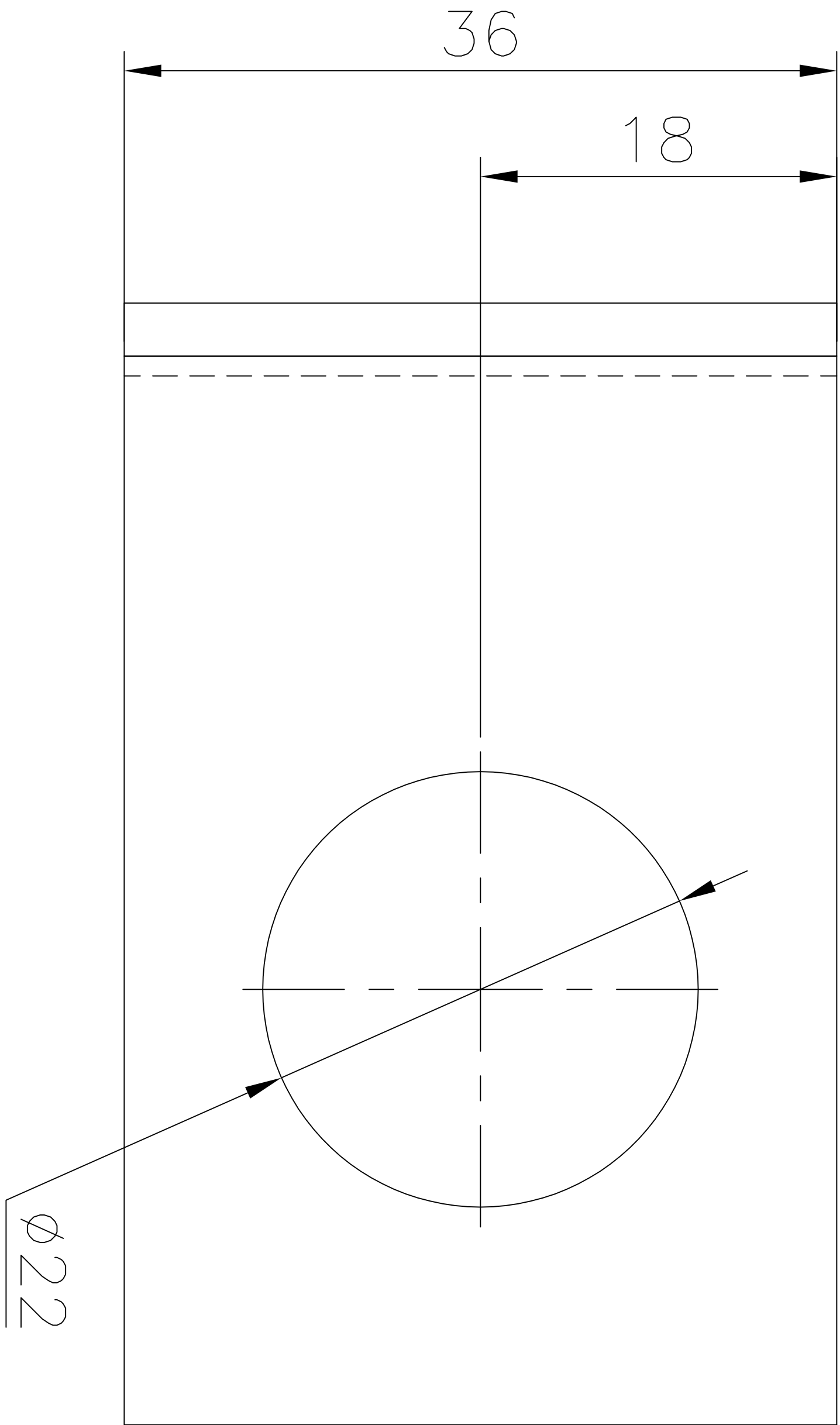
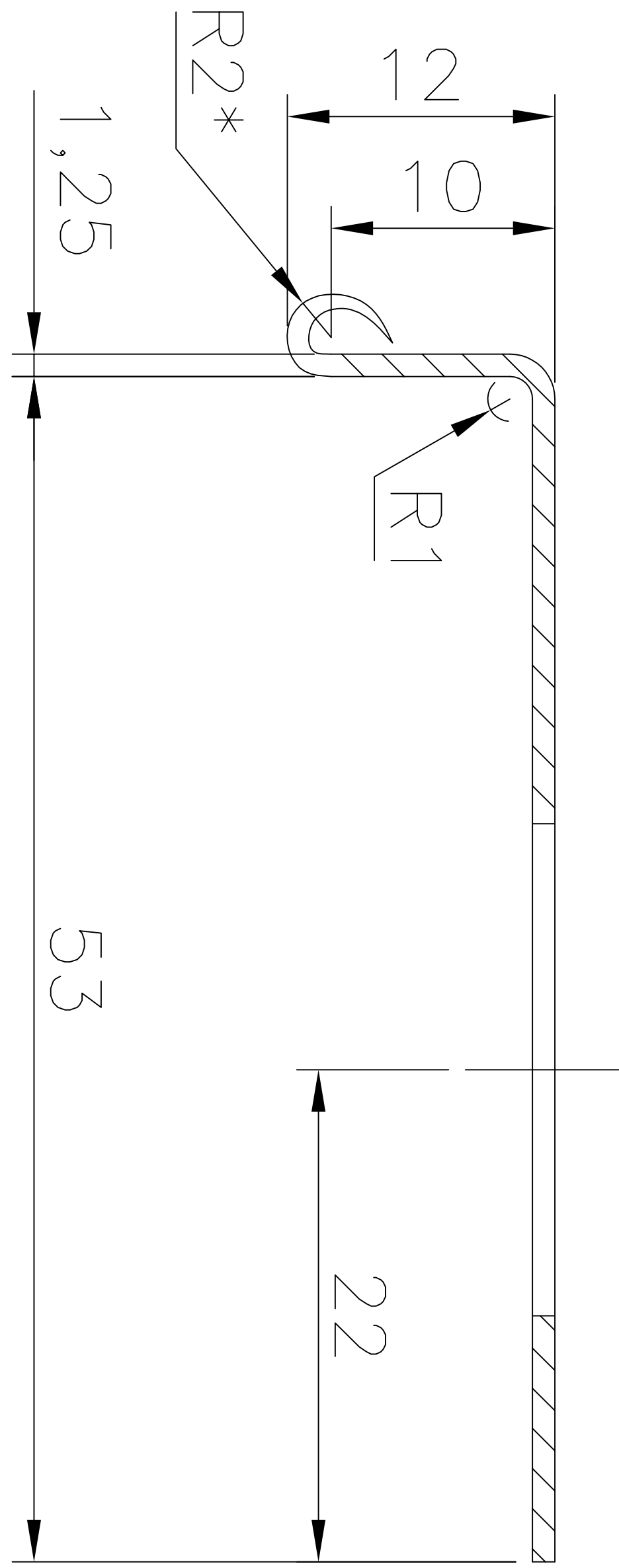
DU	VAR03	VAR02	VAR01	VAR00	REMARKS	IT NO	DESCRIPTION						DRAWING NO	IT.	MATCODE		A / C	UT	UNIT	WT	G / S
							MAT SIZE						DETAILS	VAR	MAT SPEC				QTY		
				00001	TO DETAIL	001	DISK										KG		1.340		
							TK	WDT	LEN	ID	OD	DIM1			AA10108						
							25			50	100										

1.34

DISTRIBUTION DETAILS				REV NO. 0		PREP BY		CKD BY		APPD BY		DATE	
TRE	TRM			PREP BY		CKD BY		APPD BY		DATE			
1	3			RT		LK		AKP		24 APR 2014		DRG NO 34987000115	
												SHT 1    OF 1	

91100 07 864 ૩

DRG. NO.



NOTES:-

1. FOR DELINKED BOM REFER COMPUTER BOM NO. 34987000116 .
2. SURFACE COATING SHALL BE OIL-PROOF AND APPLIED ACCORDING TO CUSTOMER TECHNOLOGY.
3. THE REST OF UNSPECIFIED TECHNICAL REQUIREMENTS SHALL BE IN ACCORDANCE WITH NORMATIVE DOCUMENTS OF CUSTOMER .

INVENTORY NO.	SIGN. & DATE	REF. DRG. NO.
---------------	--------------	---------------

GPT ASSY. DRG. NO.		GPT 612001.2000		ITEM NO.		101		GPT DRG. NO.		PART-32	
ADDITIONAL INFORMATION WO. NO.-62007-A-512-01				ઉત્પાદક કંપન ના સાથે / ગ્રાહકના નામ TYPE OF PRODUCT OR NAME OF CUSTOMER/PROJECT				500 MVA, 765/400/33 KV 1 PHASE, AUTO TRANSFORMER MEGHA ENGG. & INFRA LTD. TRFR & REACTOR PKG FOR WUPPTCL			
STATUS OF DRAWING U				DISTRIBUTION OF PRINTS TRE-1, TRM-3				ભારત હેવી ઇલેક્ટ્રિકલ્સ લિમિટેડ ગોપાલ BHARAT HEAVY ELECTRICALS LTD. BHOPAL			
REV.		DATE		ALTERED		આવૃત્તિ REPT		પ્રકાર, રજા, ગણતરી શ્રેણી UNIT, DIMS. OR		જાણકાર SCALE	
		CHECKED		APPROVED		કોડ CODE		406		સ્કેલ SCALE	
						ટીટલ / TITLE		LOCK PLATE		ગ્રાહક નામ SKC	
										જાણકાર SCALE	
										જાણકાર SCALE	
										જાણકાર SCALE	
										જાણકાર SCALE	
										જાણકાર SCALE	
										જાણકાર SCALE	
										જાણકાર SCALE	
										જાણકાર SCALE	
										જાણકાર SCALE	
										જાણકાર SCALE	
										જાણકાર SCALE	
										જાણકાર SCALE	
										જાણકાર SCALE	
										જાણકાર SCALE	
										જાણકાર SCALE	
										જાણકાર SCALE	
										જાણકાર SCALE	
										જાણકાર SCALE	
										જાણકાર SCALE	
										જાણકાર SCALE	
										જાણકાર SCALE	
										જાણકાર SCALE	
										જાણકાર SCALE	
										જાણકાર SCALE	
										જાણકાર SCALE	
										જાણકાર SCALE	
										જાણકાર SCALE	
										જાણકાર SCALE	
										જાણકાર SCALE	
										જાણકાર SCALE	
										જાણકાર SCALE	
										જાણકાર SCALE	
										જાણકાર SCALE	
										જાણકાર SCALE	
										જાણકાર SCALE	
										જાણકાર SCALE	
										જાણકાર SCALE	
										જાણકાર SCALE	
										જાણકાર SCALE	
										જાણકાર SCALE	
										જાણકાર SCALE	
										જાણકાર SCALE	
										જાણકાર SCALE	
										જાણકાર SCALE	
										જાણકાર SCALE	
										જાણકાર SCALE	
										જાણકાર SCALE	
										જાણકાર SCALE	
										જાણકાર SCALE	
										જાણકાર SCALE	
										જાણકાર SCALE	
										જાણકાર SCALE	
										જાણકાર SCALE	
										જાણકાર SCALE	
										જાણકાર SCALE	
										જાણકાર SCALE	
										જાણકાર SCALE	
										જાણકાર SCALE	
										જાણકાર SCALE	
										જાણકાર SCALE	
										જાણકાર SCALE	
										જાણકાર SCALE	
										જાણકાર SCALE	
										જાણકાર SCALE	
										જાણકાર SCALE	
										જાણકાર SCALE	
										જાણકાર SCALE	
										જાણકાર SCALE	
										જાણકાર SCALE	
										જાણકાર SCALE	
										જાણકાર SCALE	
										જાણકાર SCALE	
										જાણકાર 	

BILL OF MATERIAL				DEP NO	NO OF IT	VAR	TYPE OF PRODUCT	WORK ORDER 62007A51201			DRG NO 34987000116	CORE CODE 65170750		REV 00	
					2	1	500MVA,765KV,1PH. MEGA	TITLE LOCKING PLATE STL.    LOCKING PLATE S							SHT NO 1    OF 1

DU	VAR03	VAR02	VAR01	VAR00	REMARKS	IT NO	DESCRIPTION						DRAWING NO	IT.	MATCODE	A / C	UT	UNIT	WT	G / S
							MAT SIZE						DETAILS	VAR	MAT SPEC			QTY	ZONE	
				00001	TO DETAIL PART-32	001	LOCKING PLATE									KG		0.016		
							TK	WDT	LEN	ID	OD	DIM1								
							1.25	36	73						AA10115					

.016

DISTRIBUTION DETAILS				REV NO. 0		PREP BY		CKD BY		APPD BY		DATE	
TRE	TRM			PREP BY		CKD BY		APPD BY		DATE			
1	3			RT		LK		AKP		24 APR 2014		DRG NO 34987000116	
												SHT 1    OF 1	

BILL OF MATERIAL				DEP NO	NO OF IT	VAR	TYPE OF PRODUCT	WORK ORDER 62007A51201			DRG NO 34987000117	CORE CODE 65170750		REV 01	
					2	1	500MVA,765KV,1PH. MEGA	TITLE LOCKING PLATE STL.    LOCKING PLATE S							SHT NO 1    OF 1

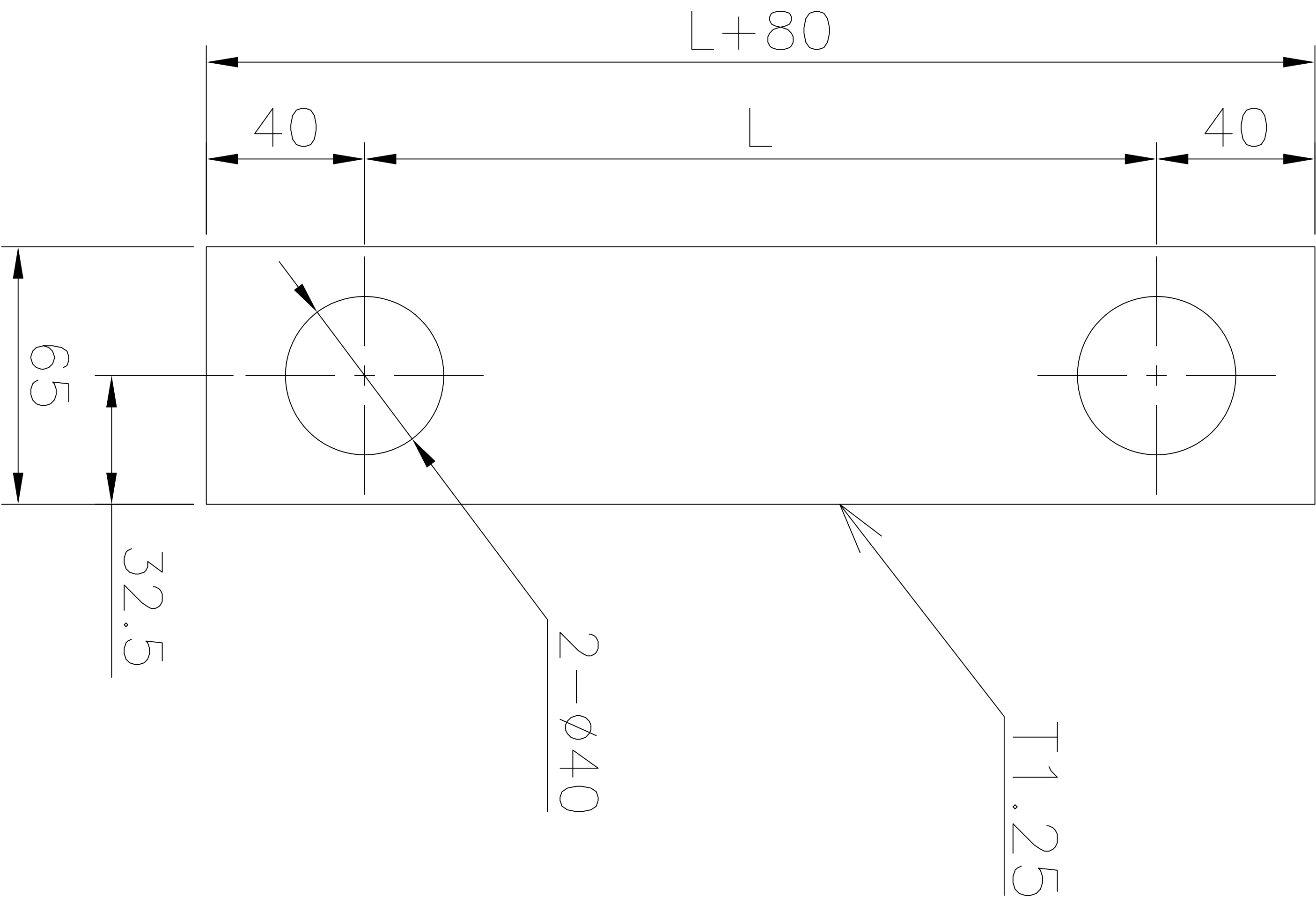
DU	VAR03	VAR02	VAR01	VAR00	REMARKS	IT NO	DESCRIPTION						DRAWING NO	IT.	MATCODE		A / C	UT	UNIT	WT	G / S	
							MAT SIZE						DETAILS		VAR	MAT SPEC			QTY	ZONE		
				00001	TO DETAIL	001	LOCKING PLATE								BP1011715970		KG		0.021			
							TK	WDT	LEN	ID	OD	DIM1				AA10115						
							1.25	65	330													
				00001	TO DETAIL	002	LOCKING PLATE								BP1011715970		KG		0.240			
							TK	WDT	LEN	ID	OD	DIM1				AA10115						
							1.25	65	370													

DISTRIBUTION DETAILS				REV NO. 1		PREP BY		CKD BY		APPD BY		DATE 01 NOV 2014	
TRE	TRM			PREP BY		CKD BY		APPD BY		DATE			
1	3			KVA		LK		AKP		24 APR 2014		DRG NO 34987000117	
												SHT 1    OF 1	

L1100 07 864 3

DRG. NO.

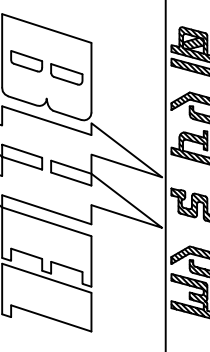

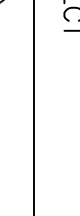
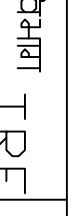
THE INFORMATION ON THIS DOCUMENT IS THE PROPERTY OF BHARAT HEAVY ELECTRICALS LIMITED  
IT MUST NOT BE USED DIRECTLY OR INDIRECTLY IN ANY WAY DETRIMENTAL TO THE INTEREST OF THE COMPANY



Dimensions, mm			
Item no.	Pos.	L	Mass,kg
001	-01	250	0,21
002	-02	290	0.24

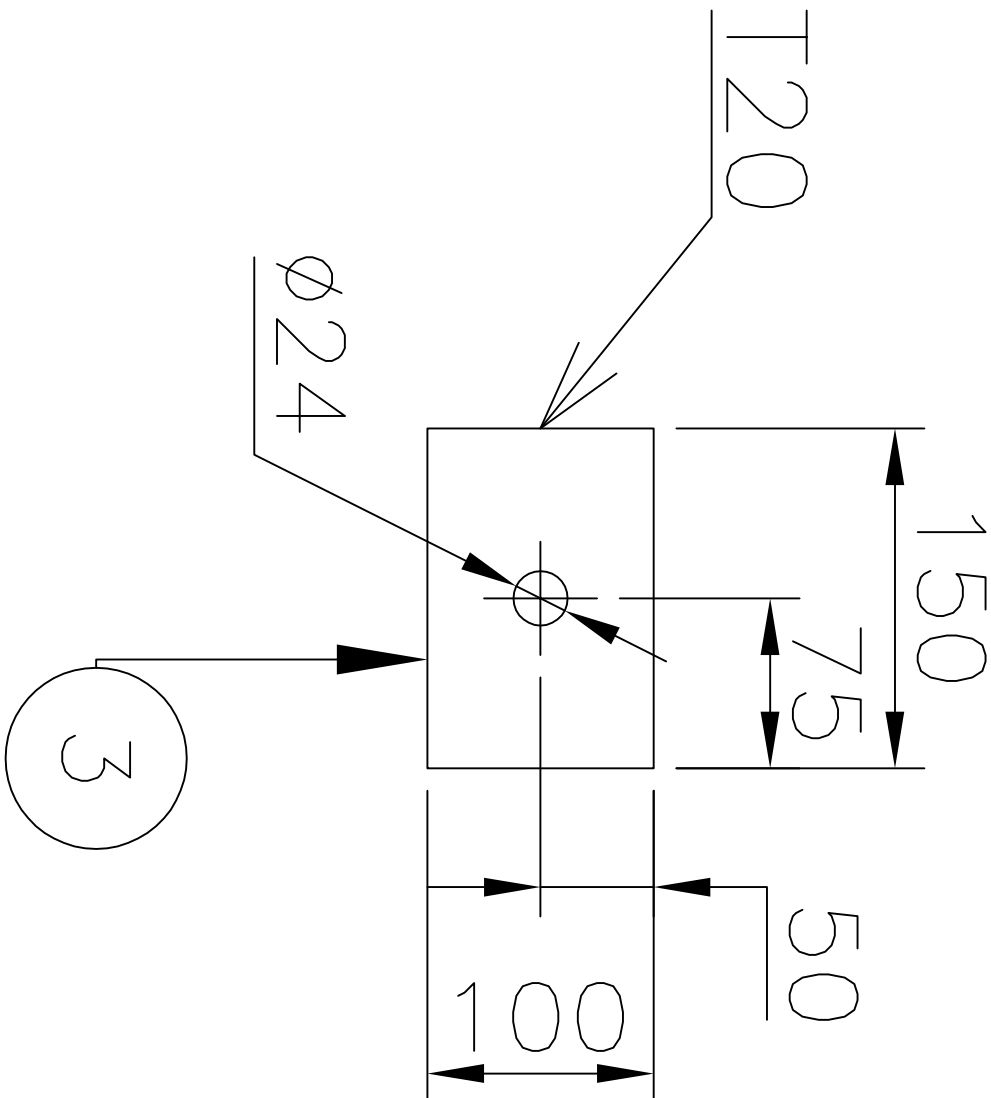
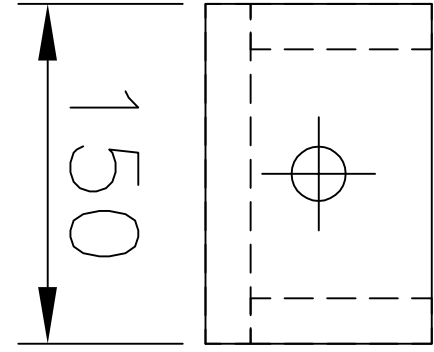
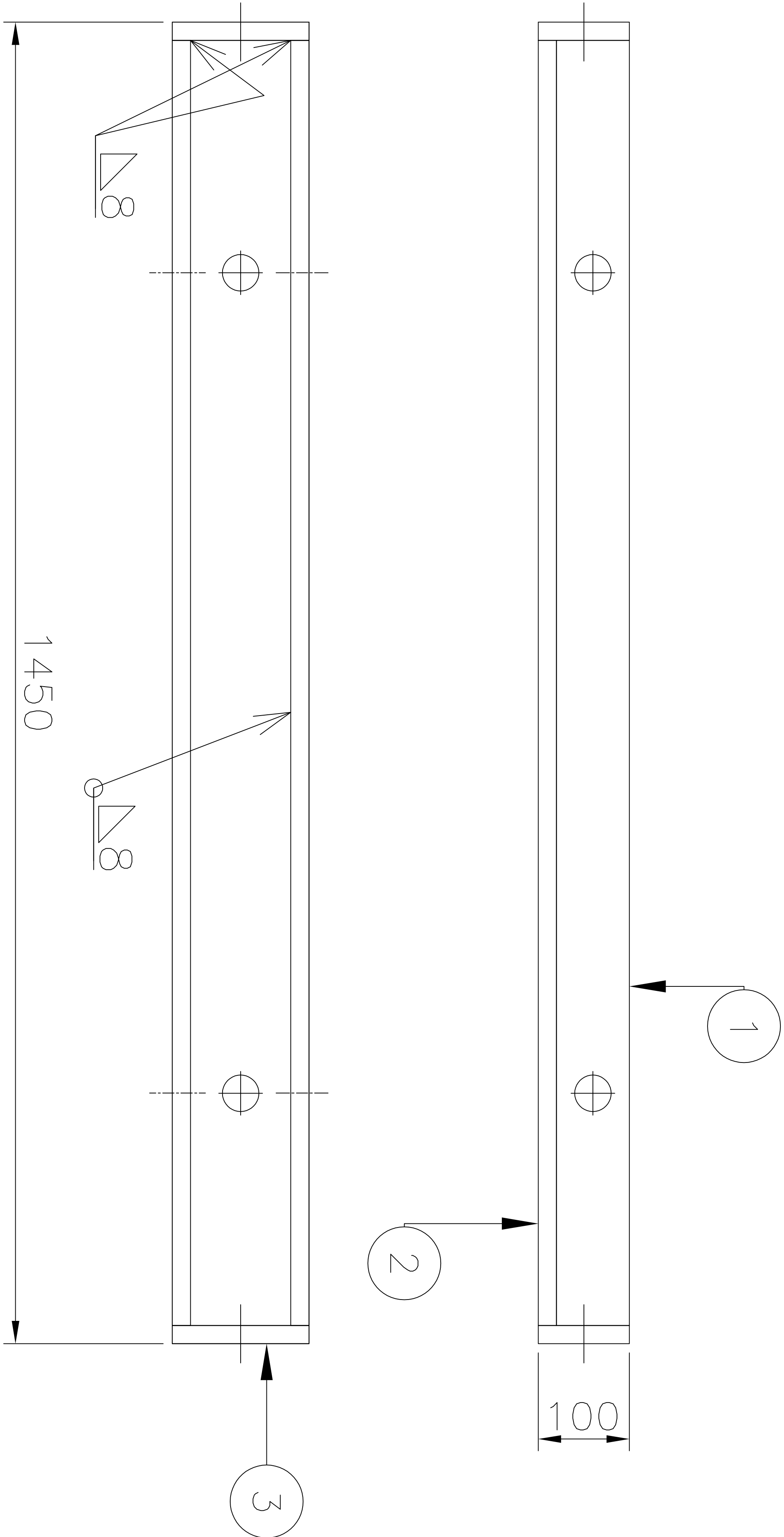
- NOTES:-**
- FOR DELINKED BOM REFER COMPUTER BOM NO. 34987000117 .
  - SURFACE COATING SHALL BE OIL-PROOF AND APPLIED ACCORDING TO CUSTOMER TECHNOLOGY.
  - THE REST OF UNSPECIFIED TECHNICAL REQUIREMENTS SHALL BE IN ACCORDANCE WITH NORMATIVE DOCUMENTS OF CUSTOMER .

INVENTORY NO.	SIGN. & DATE	REF. DRG. NO.
---------------	--------------	---------------

GPT ASSY. DRG. NO.		GPT 612001,2000		ITEM NO.		52		GPT DRG. NO.		PART-33									
ADDITIONAL INFORMATION WO. NO.- 62007-A-512-01				3 फ़ेज का ट्रान्स्‌फ़ॉर्मर अपेक्ष / रीफ़ेक्शन का नाम				500 MVA, 765/400/33 KV 1 PHASE, AUTO TRANSFORMER MEGHA ENGG. & INFRA LTD.											
STATUS OF DRAWING				U				TYPE OF PRODUCT OR NAME OF CUSTOMER/PROJECT				TRFR & REACTOR PKG FOR WUPPTCL							
DISTRIBUTION OF PRINTS TRF-1, TRM-3				<div>भारत हेवी इलेक्ट्रिकल्स लिमिटेड</div> <div></div> <div>भारत हेवी इलेक्ट्रिकल्स लिमिटेड</div> <div>भोपाल</div> <div>BHARAT HEAVY ELECTRICALS LTD.</div> <div>BHOPAL</div>				खसरी DRN				नाम / NAME		इस्तेमाल / USE		दिनांक / DATE		रेक्टर NO. OF MVA	
								जंगल ORD		LALIT				05.05.14					
								फ़ोटोकॉपी APPD		AKP				08.05.14		-			
REV.				DATE		ALTERED		SKC		REVISION		DATE		REVISION		DATE			
01				01/11/14		CHECKED		LALIT				05.05.14		01		01/11/14		01	
LENGTH OF IT. (M), 002 CHANGED AS PER DRG.				REVISION				0 498 70 00002		0 498 70 00117		01		01		01			
LOCK PLATE				REV. TO ASSY. DRG.				0 498 70 00002		REV. TO ASSY. DRG.		0 498 70 00117		01		01			

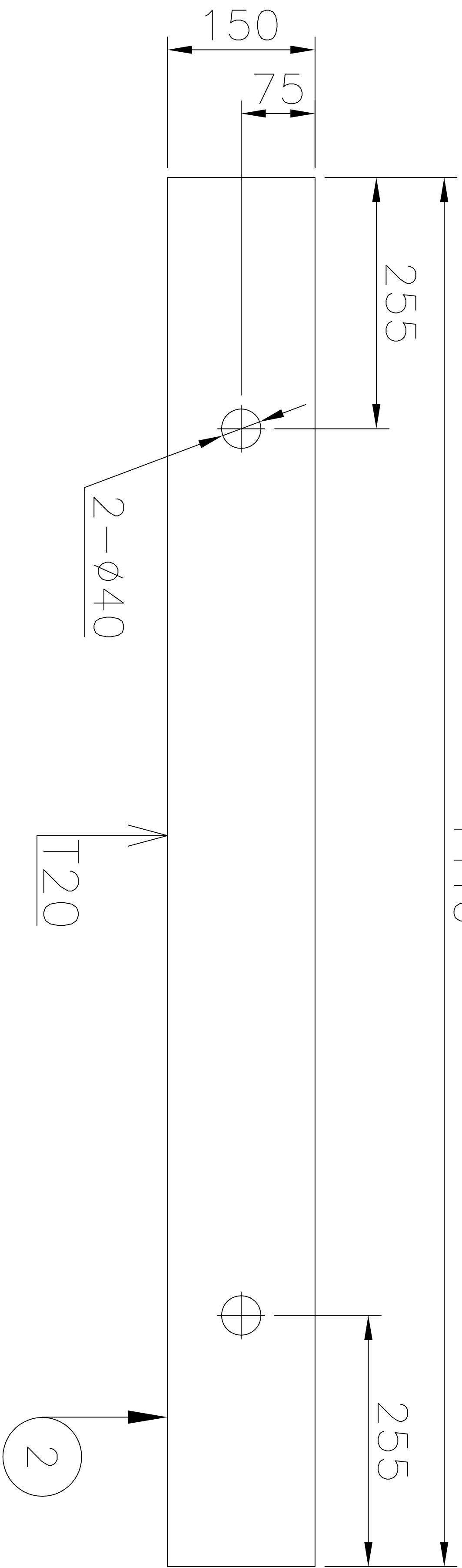
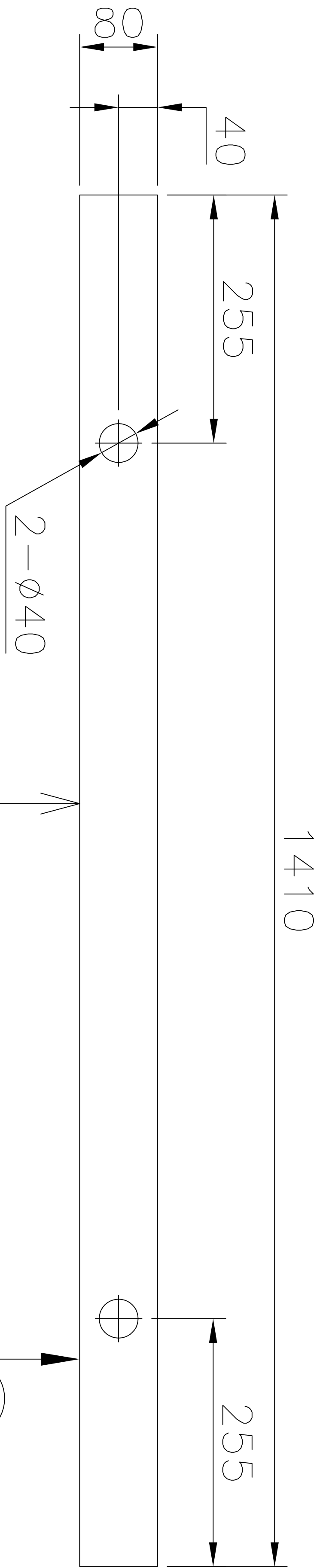
22100 07 864 C

DRG. NO.

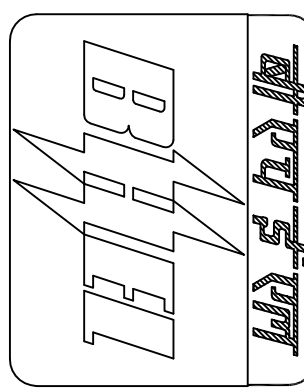
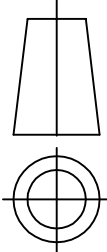


NOTES:-

- FOR DELINKED BOM REFER COMPUTER BOM NO. 34987000122.
- SURFACE COATING SHELL BE UNDER CUSTOMER TECHNOLOGICAL INSTRUCTION - OIL PROOF.
- ALL WELD SEAMS, WHICH ARE NOT SPECIFIED, SHALL BE WELDED BY Δ8.
- THE REST OF UNSPECIFIED TECHNICAL REQUIREMENTS SHALL BE IN ACCORDANCE WITH NORMATIVE DOCUMENTS OF CUSTOMER.



INVENTORY NO.	SIGN. & DATE	REF. DRG. NO.	IT MUST NOT BE USED DIRECTLY OR INDIRECTLY IN ANY WAY DETRIMENTAL TO THE INTEREST OF THE COMPANY THE INFORMATION ON THIS DOCUMENT IS THE PROPERTY OF
---------------	--------------	---------------	---

2		3	Plate	MS AA10108	20x100x150	2.33kg
1		2	Plate	MS AA10108	20x150x1410	33.1kg
2		1	Plate	MS AA10108	20x80x1410	17.6kg
Q'TY NO.		NAME		MATERIAL	DWG. NO. & SPEC MATERIAL CODE	SIZE T/WXL
GPT ASSY. DRG. NO.		GPT 612001.2000		ITEM NO.	164	GPT DRG. NO.
ADDITIONAL INFORMATION		3-एच की फरक का		500 MVA. 765/400/33 KV 1 PHASE. AUTO TRANSFORMER		
WO. NO.- 62007-A-512-01		आइएम /परिपोडा का नाम		MEGHA ENGG. & INFRA LTD.		
STATUS OF DRAWING		U		TRFR & REACTOR PKG FOR WUPPTCL		
DISTRIBUTION OF PRINTS				भारत हेवी इलेक्ट्रिकल्स लिमिटेड भोपाल BHARAT HEAVY ELECTRICALS LTD. BHOVAL		
TRE-1, TRM-3		निर्माण TRE		उद्योग SCALE		भार. क्र.जि.
REV. DATE		ALTERED		REPT		REF. TO ASSY. DRG.
CHECKED		APPROVED		कोड 406		WEIGHT (KGS)
CODE		406		UNITS, DIMS, GR.		0 498 70 00002
		-				ITEM NO.
						164
						भार. संख्या
						UNDP
						-
						भार. संख्या
						UNDP
						-
						भार. संख्या
						UNDP
						-
						भार. संख्या
						UNDP
						-
						भार. संख्या
						UNDP
						-
						भार. संख्या
						UNDP
						-
						भार. संख्या
						UNDP
						-
						भार. संख्या
						UNDP
						-
						भार. संख्या
						UNDP
						-
						भार. संख्या
						UNDP
						-
						भार. संख्या
						UNDP
						-
						भार. संख्या
						UNDP
						-
						भार. संख्या
						UNDP
						-
						भार. संख्या
						UNDP
						-
						भार. संख्या
						UNDP
						-
						भार. संख्या
						UNDP
						-
						भार. संख्या
						UNDP
						-
						भार. संख्या
						UNDP
						-
						भार. संख्या
						UNDP
						-
						भार. संख्या
						UNDP
						-
						भार. संख्या
						UNDP
						-
						भार. संख्या
						UNDP
						-
						भार. संख्या
						UNDP
						-
						भार. संख्या
						UNDP
						-
						भार. संख्या
						UNDP
						-
						भार. संख्या
						UNDP
						-
						भार. संख्या
						UNDP
						-
						भार. संख्या
						UNDP
						-
						भार. संख्या
						UNDP
						-
						भार. संख्या
						UNDP
						-
						भार. संख्या
						UNDP
						-
						भार. संख्या
						UNDP
						-
						भार. संख्या
						UNDP
						-
						भार. संख्या
						UNDP
						-
						भार. संख्या
						UNDP
						-
						भार. संख्या
						UNDP
						-
						भार. संख्या
						UNDP
						-
						भार. संख्या
						UNDP
						-
						भार. संख्या
						UNDP
						-
						भार. संख्या
						UNDP
						-
						भार. संख्या
						UNDP
						-
						भार. संख्या
						UNDP
						-
						भार. संख्या
						UNDP
						-
						भार. संख्या
						UNDP
						-
						भार. संख्या
						UNDP
						-
						भार. संख्या
						UNDP
						-
						भार. संख्या
						UNDP
						-
						भार. संख्या
						UNDP
						-
						भार. संख्या
						UNDP
						-
						भार. संख्या
						UNDP
						-
						भार. संख्या
						UNDP
						-
						भार. संख्या
						UNDP
						-
						भार. संख्या
						UNDP
						-
						भार. संख्या
						UNDP
						-
						भार. संख्या
						UNDP
						-
						भार. संख्या
						UNDP
						-
						भार. संख्या
						UNDP
						-
						भार. संख्या
						UNDP
						-
						भार. संख्या
						UNDP
						-
						भार. संख्या
						UNDP
						-
						भार. संख्या
						UNDP
						-
						भार. संख्या
						UNDP
						-
						भार. संख्या
						UNDP
						-
						भार. संख्या
						UNDP
						-
						भार. संख्या
						UNDP
						-
						भार. संख्या
						UNDP
						-
						भार. संख्या
						UNDP
						-
						भार. संख्या
						UNDP
						-
						भार. संख्या
						UNDP
						-
						भार. संख्या
						UNDP
						-
						भार. संख्या
						UNDP
						-
						भार. संख्या
						UNDP
						-
						भार. संख्या
						UNDP
						-
						भार. संख्या
						UNDP
						-
						भार. संख्या
						UNDP
						-
						भार. संख्या
						UNDP
						-
						भार. संख्या
						UNDP
						-
						भार. संख्या
						UNDP
						-
						भार. संख्या
						UNDP
						-
						भार. संख्या
						UNDP
						-
						भार. संख्या
						UNDP
						-
						भार. संख्या
						UNDP
						-
						भार. संख्या
						UNDP
						-
						भार. संख्या
						UNDP
						-
						भार. संख्या
						UNDP
						-
						भार. संख्या
						UNDP
						-
						भार. संख्या
						UNDP
						-
						भार. संख्या
						UNDP
						-
						भार. संख्या
						UNDP
						-
						भार. संख्या
						UNDP
						-
						भार. संख्या
						UNDP
						-
						भार. संख्या
						UNDP
						-
						भार. संख्या
						UNDP
						-
						भार. संख्या
						UNDP
						-
						भार. संख्या
						UNDP
						-
						भार. संख्या
						UNDP
						-
						भार. संख्या
						UNDP
						-
						भार. संख्या
						UNDP
						-
						भार. संख्या
						UNDP
						-
						भार. संख्या
						UNDP
						-
						भार. संख्या
						UNDP
						-
						भार. संख्या
						UNDP
						-
						भार. संख्या
						UNDP
						-
						भार. संख्या
						UNDP
						-
						भार. संख्या
						UNDP
						-
						भार. संख्या
						UNDP
						-
						भार. संख्या
						UNDP
						-
						भार. संख्या
						UNDP
						-
						भार. संख्या
						UNDP
						-
						भार. संख्या
						UNDP
						-
						भार. संख्या
						UNDP
						-
						भार. संख्या
						UNDP
						-
						भार. संख्या
						UNDP
						-
						भार. संख्या
						UNDP
						-
						भार. संख्या
						UNDP
						-
						भार. संख्या
						UNDP
						-
						भार. संख्या
						UNDP
						-
						भार. संख्या
						UNDP
						-



BILL OF MATERIAL	DEP NO	NO OF IT    VAR		TYPE OF PRODUCT	WORK ORDER		DRG NO	CORE CODE	REV	
					62007A51201	34987000122	65170706	00		
		5	1	500MVA,765KV,1PH. MEGA	TITLE MAIN, TOP CROSS BEAM    MAIN, TOP CROSS					

DU	VAR03	VAR02	VAR01	VAR00	REMARKS	IT NO	DESCRIPTION						DRAWING NO	IT.	MATCODE	A / C	UT	UNIT	WT	G / S	
							MAT SIZE						DETAILS	VAR	MAT SPEC			QTY	ZONE		
				00002	TO DETAIL	001	PLATE										KG	17.600			
							TK	WDT	LEN	ID	OD	DIM1							AA10108		
							20	80	1410												
				00001	TO DETAIL	002	PLATE										KG	33.100			
							TK	WDT	LEN	ID	OD	DIM1							AA10108		
							20	150	1410												
				00002	TO DETAIL	003	PLATE										KG	2.330			
							TK	WDT	LEN	ID	OD	DIM1							AA10108		
							20	100	150												

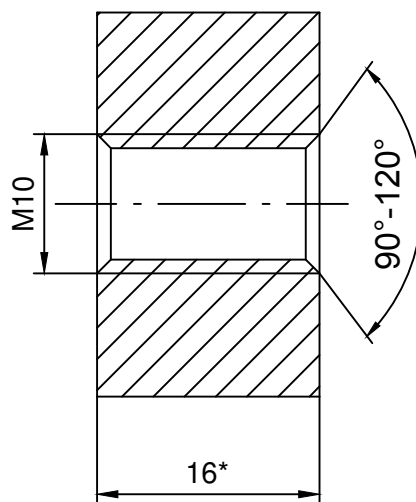
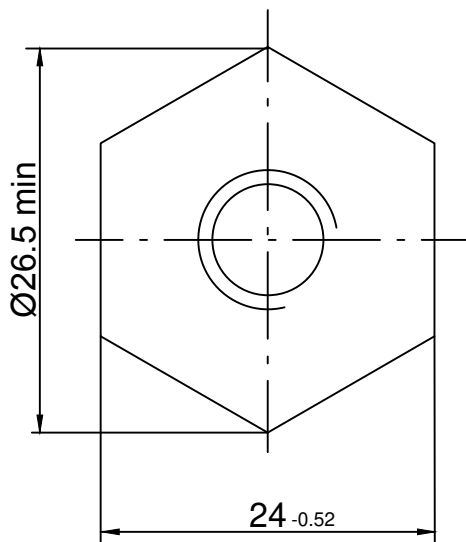
72.96

DISTRIBUTION DETAILS					REV NO. 0	PREP BY		CKD BY		APPD BY		DATE
TRE	TRM				PREP BY	CKD BY	APPD BY	DATE				SHT 1 OF 1
1	3				RT	LK	AKP	24 APR 2014				

# FIRST ANGLE PROJECTION

(ALL DIMENSIONS ARE IN mm)

REV.	DATE	ALTERED	REV.	DATE	ALTERED	ADDITIONAL INFORMATION
		CHECKED			CHECKED	WO. NO.- 62007-A-512-01
		APPROVED			APPROVED	
						STATUS OF DRAWING U
						DISTRIBUTION OF PRINTS TRE-1, TRM-3



- FOR DELINKED BOM REFER COMPUTER BOM NO. 44987000029.
- \* REFER DIMENSION.

REF. DRG. NO.	GPT ASSY. DRG. NO.	GPT612001.2003	ITEM NO.	3	GPT DRG. NO.	GPT.612001.2009
SIGN. & DATE	उत्पाद का प्रकार या ग्राहक /परियोजना का नाम 500 MVA, 765/400/33 KV 1 PHASE, AUTO TRANSFORMER MEGHA ENGG. & INFRA LTD. TYPE OF PRODUCT OR NAME OF CUSTOMER/PROJECT TRFR & REACTOR PKG FOR WUPPTCL					
INVENTORY NO.	विभाग DEPT TRE	अन. टोल. नाप की त्रिप्पी UNTO LDIMS. GR.	उत्पात SCALE	भार कि.ग्रा. WEIGHT (K.G.)	उत्प्रे.ड्राईंग का संदर्भ REF. TO ASSY. DRG.	मद क. मद संख्या NO. OF ITEM
कोड CODE 406				.05	2 498 70 00016	3
शीर्षक/ TITLE					आरेख क्र./DRAWING NO.	पुन/ REV.
GROUNDING PAD					4 498 70 00029	00
					पृष्ठ क्र./ SHT. No.	पृष्ठों की संख्या/NO. OF SHT.
					01	01

BILL OF MATERIAL				DEP NO	NO OF IT	VAR	TYPE OF PRODUCT	WORK ORDER		DRG NO	CORE CODE		REV				
				406	2			62019P51201	44987000029	65170222		00					
105 MVA , 1PH AUTO M/S BI								TITLE						SHT NO 1 OF 1			
								TIGHTENING NUT						TIGHTENING NUT			

DU	VAR03	VAR02	VAR01	VAR00	REMARKS	IT NO	DESCRIPTION						DRAWING NO	IT.	MATCODE		A / C	UT	UNIT	WT	G / S
							MAT SIZE						DETAILS		VAR	MAT SPEC			QTY		ZONE
				00001	GPT.612001.2009	001	GROUNDING PAD											KG	0.050		
							TK	WDT	LEN	ID	OD	DIM1			AA10740						

.05

DISTRIBUTION DETAILS				REV NO. 0		PREP BY		CKD BY		APPD BY		DATE	
TRE	TRM	FTM		PREP BY		CKD BY		APPD BY		DATE			
1	3	6		LK		AKP		AKP		07 MAY 2014		DRG NO 44987000029	
												SHT 1 OF 1	

68000026678 IN530G

2

3

4

5

6

7

8

9

10

11

12

NOTES:-

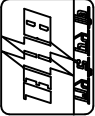
- 1- BEFORE SHIPPING CORE CLAMPING STRUCTURE FROM FTM/ANCILLARY INSPECTION SHOULD BE DONE TO MAKE SURE THAT THE OVERALL DIMENSIONS ARE NOT EXCEEDING THE DIMENSIONS GIVEN ON ASSEMBLY.
- 2- FOR WELDING DETAILS REFER DRG. 34997000095. ALL OTHER WELDS TO BE Z&S CONTINUOUS UNLESS OTHERWISE SPECIFIED.
- 3- BUTT WELD IF PROVIDED IN DRAWING TO BE TESTED BY ULTRASONIC TESTING AS PER BP0850176 AND ACCEPTANCE TO BE DONE AS PER AA622101, GRADE-3 AND ALL OTHER WELD TO BE DP TESTED.
- 4- TOLERANCE IN CLAMPING STRUCTURE IS AS PER TRI0190T AND TRI0190T.
5. SLOTS GIVEN IN CORE CLAMP PLATE IS TO BE DONE BY MACHINING PROCESS ONLY (WATER JET , MILLING OPERATION ETC) .
- 6- SHARP EDGES SHOULD BE REMOVED PROPERLY. MINIMUM RADIUS OF CHAMFERING TO BE R3.
- 7- ALL THE HOLES IN THE CLAMP PLATE AND END FRAME MUST BE DONE BY BORING PROCESS ONLY. FLAME CUT IS NOT ALLOWED.
- 8- DURING MATCHING OF CLAMPING STRUCTURE, CLAMP PLATE AND END FRAME SHOULD HAVE COMPLETE SURFACE CONTACT AT PIN POSITION.
- 9- INSIDE AREA OF HOLE IN CLAMP PLATE FOR LOCKING PIN IS NOT TO BE PAINTED..
- 10- ALL PLATES EQUAL TO 16 MM THICKNESS AND ABOVE SHALL BE ULTRASONIC TESTED AS PER BHEL SPEC. AA0850120/ASTMA4.35 . FABRICATOR HAS TO PRODUCE CO-RELATED TEST CERTIFICATE FROM MILL OR TO CARRY OUT UT TEST AT THEIR WORKS BY BHEL APPROVED NDT AGENCY. BHEL/TPIA SHALL RECORD REVIEW THE TEST CERTIFICATES.
- 11- DIMENSION OF PIN PAD ASSEMBLY SHOULD BE MEASURED AND CHECKED. APPROVAL FROM TRE IS REQUIRED.
- 12- CLAMPING STRUCTURE AND END FRAME TO BE PAINTED AS PER TRI0005P SERIAL NO. 22 CALLED ON RESPECTIVE DRAWING/WORK ORDER. ADHESION OF PAINT IS VERY CRITICAL AND SHALL BE CHECKED & WITNESSED BY QIX/TPIA.
- 13- SIZE OF PLATE MENTIONED IN BOM FOR DEVELOPED LENGTH OF ROLLED AND BEND ITEMS ARE BASED ON MEAN DIMENSIONS. FTM TO NOTE THAT BENDING AND ROLLING ALLOWANCES ARE TO BE ADDED IF REQUIRED.
14. FOR CUT OUTS ON END FRAME AND CLAMPING STRUCTURE, REFER RESPECTIVE DETAIL DRAWING.
- 15- MATERIAL TO AA1019 MAY BE USED AS AN ALTERNATE TO AA1018 AND VICE VERSA FOR MS PLATES.
- 16- CRITICAL DIMENSIONS MARKED AS (CR) ON THE DRAWINGS ARE IMPORTANT AND ARE TO BE ENSURED BY QC.
- 17- EARTHING PAD TOP FACE SHOULD NOT BE PAINTED DURING PAINTING OF END FRAME AND CLAMPING STRUCTURE.
- 18- MATERIAL TO SPEC AA10740 CAN BE USED AS AN ALTERNATIVE TO AA10739 AND VICE VERSA FOR STAINLESS STEEL PARTS.
- 19- FOR INSPECTION OF END FRAME CHECKLIST QC/TCB/EF/01 & QC/TCB/EF/02 AND ANY SPECIFIED CHECKLIST APPLICABLE FOR END FRAME SHALL BE FOLLOWED.
20. ALL OTHER ITEMS WHICH ARE UNAPPROACHABLE AFTER ASSEMBLY LIKE DASHPOT GUIDE ETC. SHALL BE NECESSARILY SHOT BLASTED BEFORE ASSEMBLY.
21. THREAD OF THE PIN WELDED ON HV AND LV SIDE OF CLAMP PLATE SHOULD MATCH WITH RESPECTIVE NUT. IT SHOULD BE CHECKED.
22. THREAD OF DASHPOT GUIDE SHOULD MATCH WITH RESPECTIVE LOCKING NUT. IT SHOULD BE CHECKED.
23. FOR HTS PLATE MATERIAL TO SPEC AA1022 , WHEREVER CALLED IN THE DRAWING SHOULD BE AS PER IS2062 GRADE E350 (ALL QUALITY VIZ. A, BR, B0, C ARE ACCEPTABLE).

THE INFORMATION ON THIS DOCUMENT IS THE PROPERTY OF BHARAT HEAVY ELECTRICALS LIMITED.  
IT MUST NOT BE USED DIRECTLY OR INDIRECTLY IN ANY WAY DETRIMENTAL TO THE INTEREST OF THE COMPANY.

SIGN. DATE  
REF. DRG. NO.

REV	DATE	ALTERED	KDS	DATE	ALTERED	KDS
03	29/03/22	CHECKED	NKM	12/04/17	CHECKED	NKM
		APPROVED	NKM		AD	
NOTE NO. 23 ADDED.						

ADDITIONAL INFORMATION										STANDARD	
STATUS OF DRAWING										U	
DISTRIBUTION OF PRINTS											
TRE	TRX	TRM	FTM	QC							
1	1	3	6	1							
REV	DATE	ALTERED	NTIN	QC							
01	08/04/16	CHECKED	AD								
		APPROVED	AD								
NOTE NO. 010 MODIFIED.											
/TITLE											
NOTES FOR CORE CLAMPING STRUCTURE											
DRAWING NO. 34997000093											
SHT NO.											
REV 03											

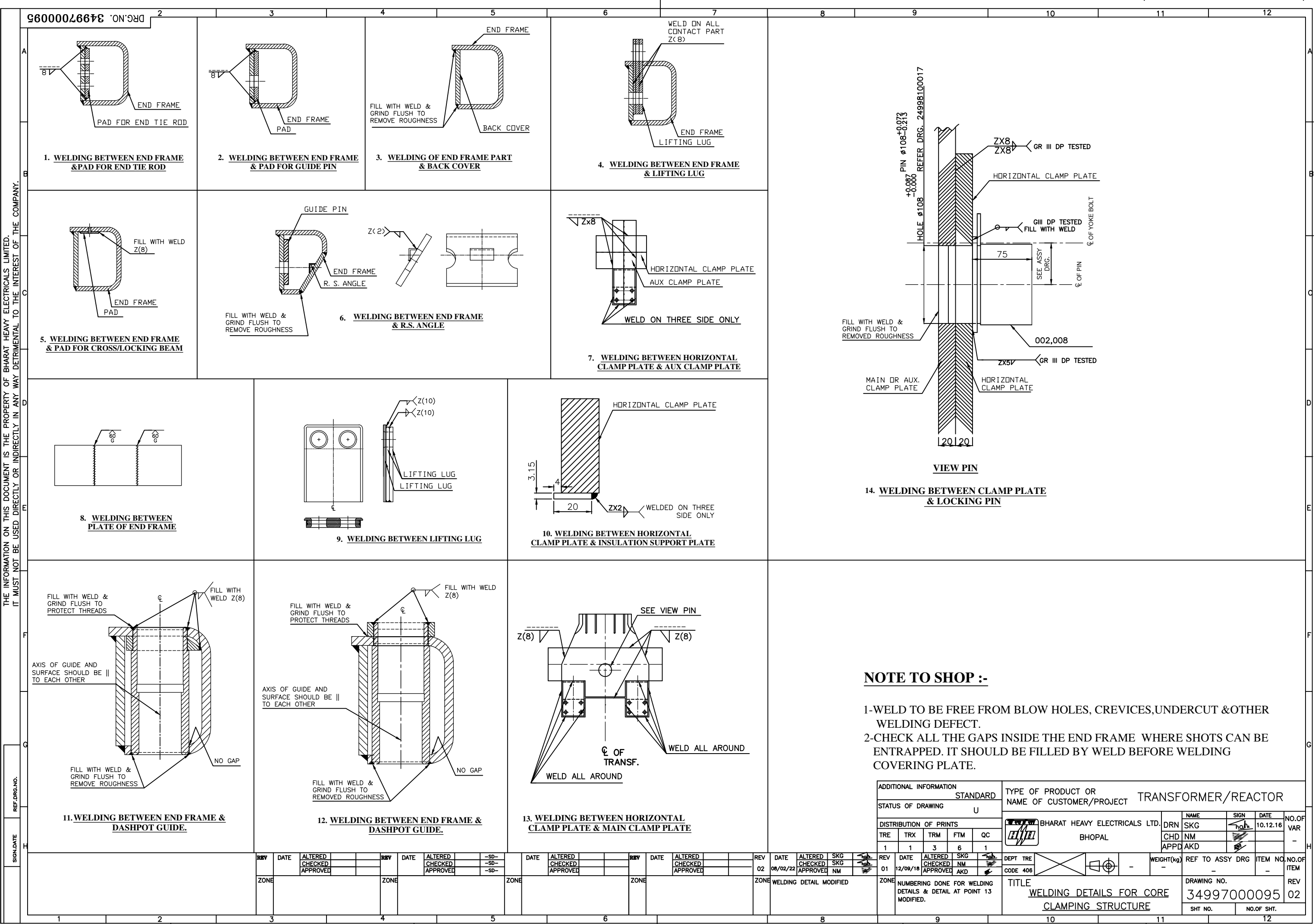


BHARAT HEAVY ELECTRICALS LTD.  
BHOPAL




SCALE  
WEIGHT(kg)

DRN	NM	SIGN	DATE
AKD	AKD		15.03.16
AKD	AKD		05.03.16
REF TO ASSY DRG			
ITEM NO.			
NO. OF			



## MANUFACTURING QUALITY PLAN

 <b>BHEL, PIPLANI BHOPAL</b>	<b>Customer</b> M/s MEGHA ENGG. & INFRA LTD.	<b>Item</b> AUTO TRANSFORMER UPTO 765 KV	<b>MQP No.:</b> QA/TCB/31/744	<b>Rev. No.</b> 03	<b>Rev. Date</b> 25.08.2015	<b>BHEL W.O. No</b> 62007, 62009, 62010, 62011, 62014 & 62015-A-512-01	<b>Page</b> 1
--	--	--	----------------------------------	-----------------------	--------------------------------	--	------------------

**Quality Plan for :**


Sr.N	W.O. No.	Item & Rating	Project Site
1.	62007-A-512-01	14X500 MVA, 765/400/33 KV, 1- Ph Auto Transformer	Hapur & Greater Noida "AIS" S/s
2.	62009-A-512-01	4X500 MVA, 400/220/33 KV, 3-Ph Auto Transformer	Hapur & Sikendrabad "AIS" S/s
3.	62010-A-512-01	2X315 MVA, 400/220/33 KV, 3-Ph Auto Transformer	Greater Noida "AIS" S/s
4.	62011-A-512-01	2X200 MVA, 400/132/33 KV, 3-Ph Auto Transformer	Nehtaur "AIS" S/s
5.	62014-A-512-01	4X500 MVA, 400/220/33 KV, 3-Ph Auto Transformer	Ataur & Indrapuram "GIS" S/s
6.	62015-A-512-01	2X315 MVA, 400/220/33 KV, 3-Ph Auto Transformer	Dasna "GIS" S/s

**CODE :**

<p><b>Code 1.</b> Indicates place where testing planned to be performed i.e. Inspection location.</p> <p>A At Equipment Manufacturer's works  B At Component Manufacturer's works  C At Authorized Distributor's place  D At Independent Lab  E At Turn Key Contractor's place  F Not specified</p>	<p><b>Code 2.</b> Indicates who has to perform the tests i.e. Testing Agency</p> <p>J The Equipment Manufacturer  K The component Manufacturer  L The Third Party  M The Turnkey Contractor</p>
<p><b>Code 3.</b> Indicates who shall witness the tests i.e. Witnessing Agency</p> <p>P Component Manufacturer itself  Q Component Manufacturer and Equipment Manufacturer or authorized representative  R Component Manufacturer, Equipment Manufacturer and Contractor  S Equipment Manufacturer itself  T Equipment Manufacturer and Contractor  U Equipment Manufacturer, Contractor and Customer (jointly)  V Third Party itself</p>	<p><b>Code 4.</b> Review of Test Reports / Certificates</p> <p>W By Equipment Manufacturer  X By Contractor during product/process inspection  Y By Customer during product/process inspection  Z By Contractor and/or Customer during product/process inspection</p>
<p><b>Code 5.</b> Whether specific approval of sub-vendor, Component made is envisaged.</p> <p>E Envisaged  N Not Envisaged.</p>	<p><b>Code 6.</b> Whether test records required to be submitted after final inspection for issuance of CIP/MICC</p> <p>Y Yes  N No</p>

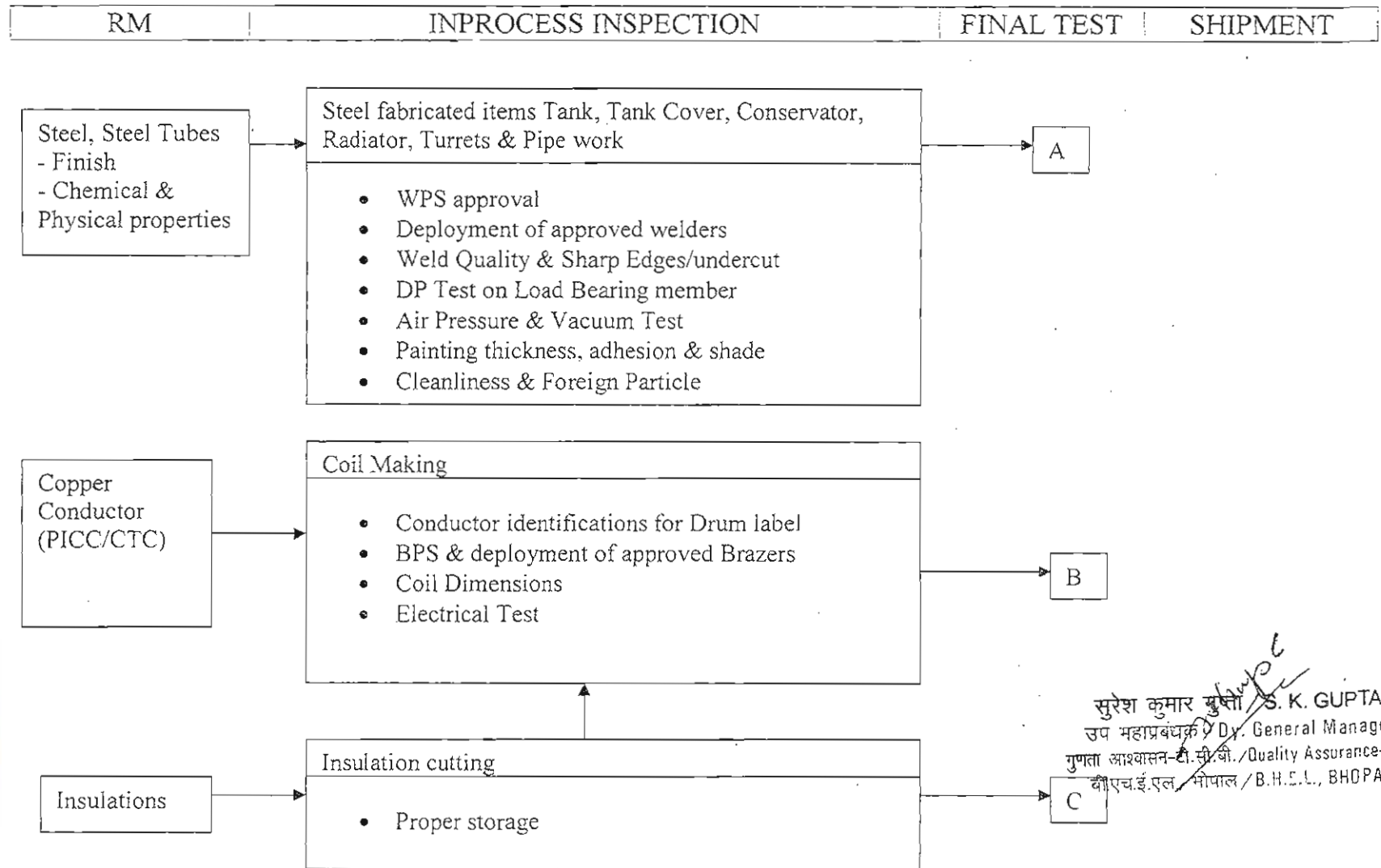
<b>CMTC</b> Component Manufacturer Test Certificate	<b>EMTC</b> Equipment Manufacturer Test Certificate. CIP- Customer Inspection Point
---	---

- Note :**
- Manufacturing shall commence only after specific written Confirmation / Manufacturing clearance.
  - The approval of drawings / documents by WUPPTCL / MEI shall not absolve the contractor from its liability and responsibility for manufacturing, supplying and installing the system in accordance with the technical specifications, codes / standards and satisfactory performance of equipment during the warranty & defect liability period.

 <b>Megha Engineering and Infrastructure Limited</b>	<b>Cat</b> ① Approved II Approved, subject to inc... of comments. III Returned for correction / Re-submission as per comments. IV Accepted for information / reference. V Not Approved / Rejected
CAT-I* (SATISH NAYAR) 8/9/15 (Date)	

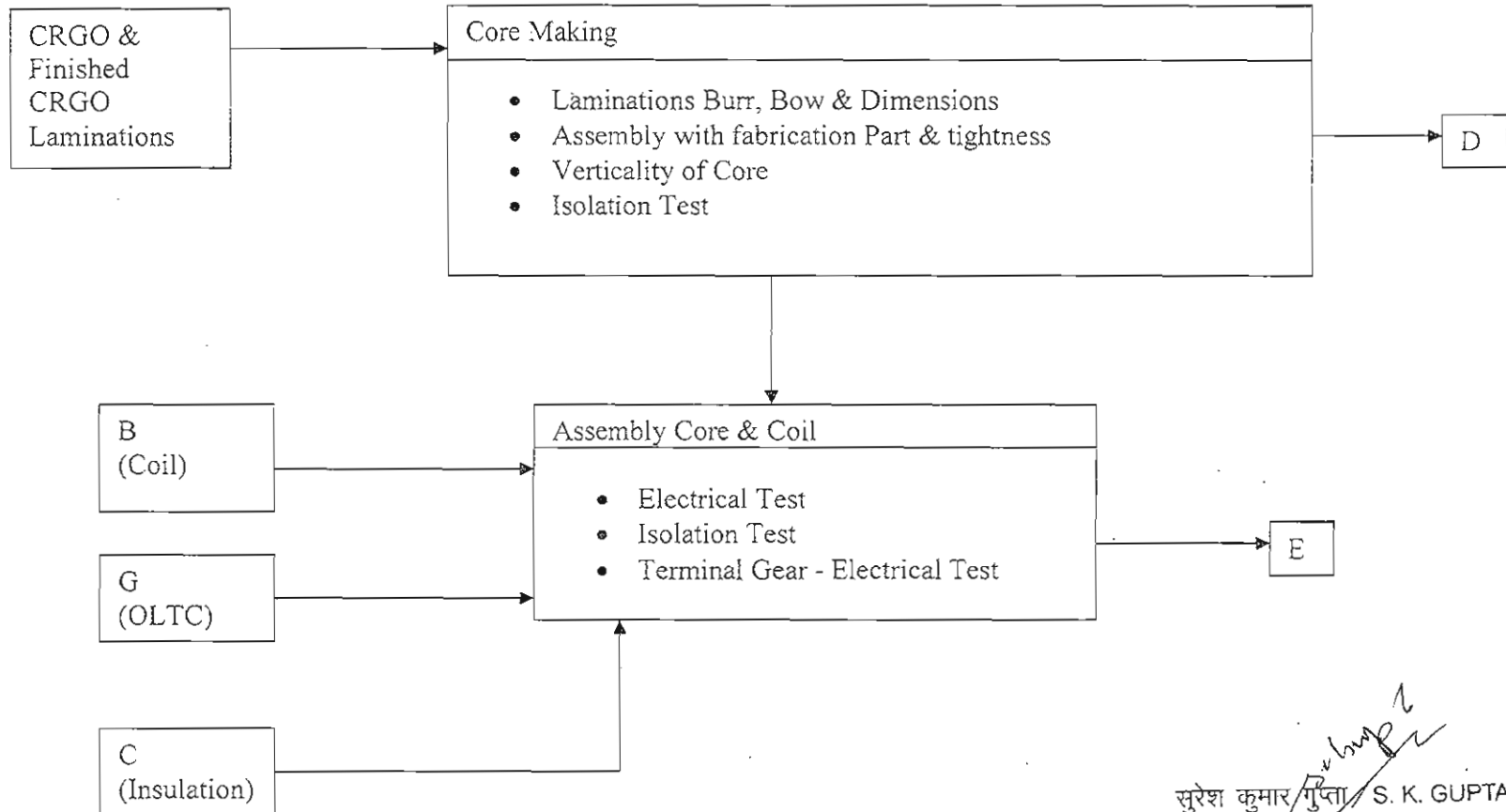
सुरेश कुमार गुप्ता / S.K. GUPTA

## PROCESS FLOW DIAGRAM FOR 765 KV POWER TRANSFORMER BHEL, BHOPAL



सुरेश कुमार गुप्ता / S. K. GUPTA  
 उप महाप्रबंधक / Dy. General Manager  
 गुणता आश्वासन-टी.सी.बी. / Quality Assurance-TCB  
 बी.एच.ई.एल. भोपाल / B.H.E.L., BHOPAL

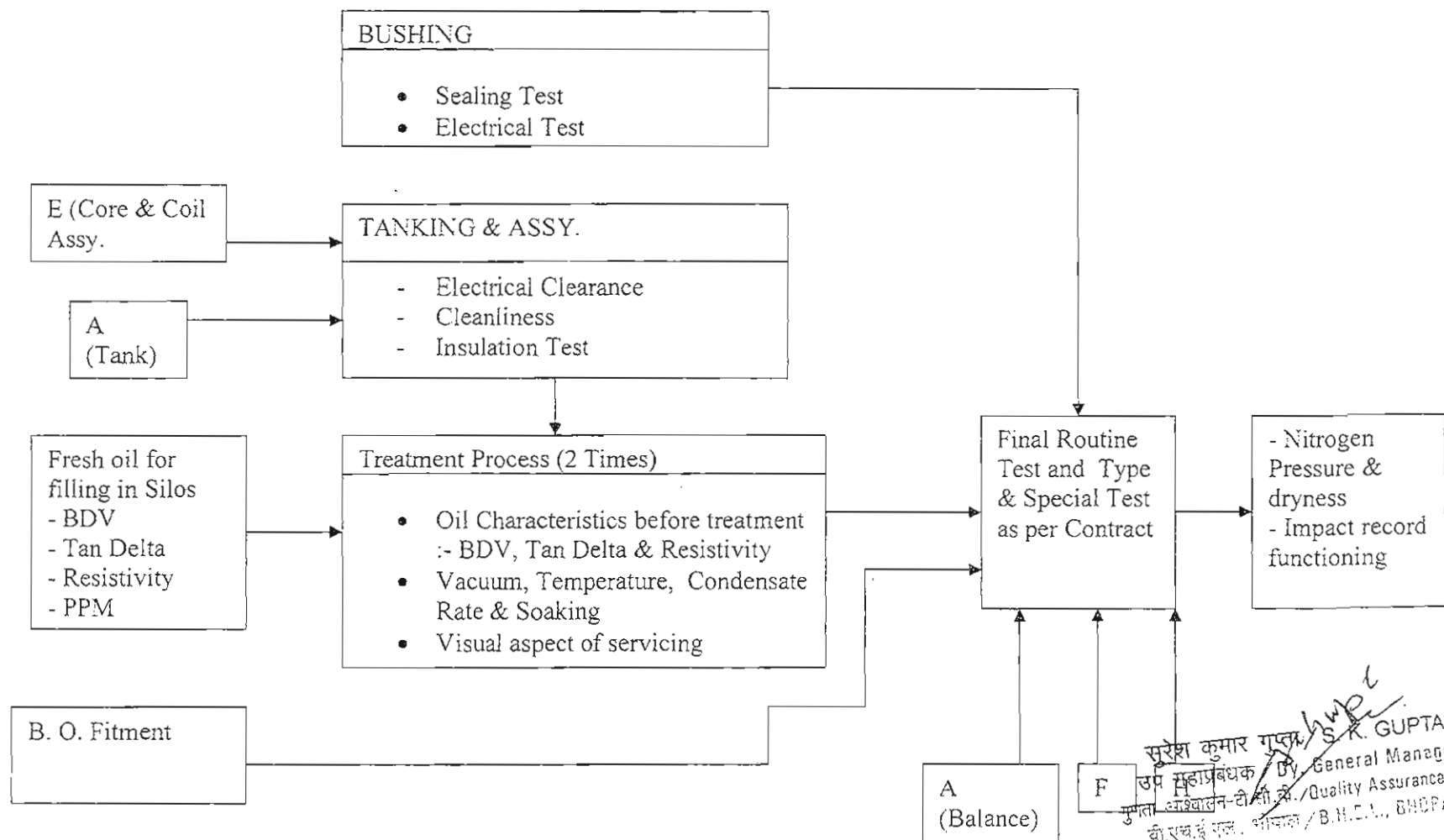
RM	INPROCESS INSPECTION	FINAL TEST	SHIPMENT
----	----------------------	------------	----------



सुरेश कुमार गुप्ता / S. K. GUPTA  
 उप महाप्रबंधक / Dy. General Manager  
 गुणता आश्वासन-टी.सी.बी. / Quality Assurance-TCB  
 वी.एच.ई.एल., भोपाल / B.H.E.L., BHOPAL



RM	INPROCESS INSPECTION	FINAL TEST	SHIPMENT
----	----------------------	------------	----------



RM	INPROCESS INSPECTION	FINAL TEST	SHIPMENT
----	----------------------	------------	----------

RADIATOR
- Air Pressure Test

F

OLTC
-ND Test (MD Assy. - Diverter Test for 400 Mechanical operation & Timing Test - OC Pressure Test (OC Assy.) - One complete cycle Test on Assembled OLTC

G

RTCC Panel
- Scratch Test (Ref.IS-3618 CL 6.2.1(B)) - Paint thickness, Adhesion & Shade - Make of component fitted on panel as per approved Drg. - Electrical Test

Shipment


MARSHALLING BOX
- Electrical Test - Paint thickness, Adhesion & Shade - Make of component as per approved Drg.

I



सुरेश कुमार गुप्ता / S. K. GUPTA  
 उप महाप्रबंधक / Dy. General Manager  
 गुणता आश्वासन-टी.सी.पी. / Quality Assurance-TCB  
 बी.एस.ई.एल., भोपाल / B.S.E.I., BHOPAL


## MANUFACTURING QUALITY PLAN

	BHARAT HEAVY ELECTRICALS LTD. BHOPAL		Item	MQP No.:	Rev. No.	Rev. Date	BHEL W. O. No.: 62007, 62009, 62010, 62011, 62014 & 62015-A-512-01						Page
	Customer : M/s Megha Engg. Infra Ltd.		Auto Transformer (Up to 765 KV)	QA/TCB/31/744	03	25.08.2015							6
Sl. No.	Components/ Operation & Description or Test	Type of check	Quantum of check/ Sampling with basis	Reference Document for Testing	Acceptance Norms	Format of Records	Applicable Codes						Remarks
							1	2	3	4	5	6	
SECTION - A : RAW MATERIAL INSPECTION													
1.1	PAPER COVERED COPPER CONDUCTOR (PICC)											E	
1.1.1	Visual and Dimensional check- Thickness, width of bare conductor, corner radius, visual check for surface finish, number of layers of paper covering, arrangement of layers, increase in dimensions due to paper covering & covered thickness.	Visual & Measurement	IS 2500 Pt. 1 AQL=4% Inspection level 1 Lot                      Sample Size                      Size 2 to 90                      3 91 to 280                      13 281 - above -                      20	BHEL Specification AA 28125 AA 28128 BHEL P.O.	CMTC	B	K	U/Q	W/Z	-	N		CIP for first transformer each type, size & vendor as per contract & review for remaining Transformers.
1.1.2	CHECK FOR :-  Resistivity at 20 <sup>o</sup> C  Elongation (for Annealed conductor)  Proof stress (for proof stress conductor)  Insulation test for bunched conductor	Test  Mechanical Test	IS 2500 Pt. 1 AQL=4% Inspection level 1 Lot                      Sample Size                      Size 2 to 50                      1 51 to 280                      3 281 above 5 [ Mfr. Shall conduct insulation test on 100% & proof stress (for proof stress conductors) on each mother reel]	BHEL Specn. AA 28125 AA 28128 BHEL P.O.	CMTC	B	K	U/Q	W/Z	-	N		--do- --do- --do- --do- --do-
1.2	EPOXY BONDED BUNCHED PICC (GLUED PICC-GPICC)											E	
1.2.1	Check for proper storage of epoxy bonded bunched PICC in refrigerated container as per recommendation of supplier & Manufacturer	Visual	100%	BHEL Std. TR 101331, shall be complied	CMTC/	B	K	U/Q	W/Z	-	N		CIP for first transformer each type, size & vendor as per contract & review for remaining



सुरेश कुमार गुप्ता / S. K. GUPTA  
 Manager / BHEL W.O. No. 62007  
 TRB

## MANUFACTURING QUALITY PLAN


	BHARAT HEAVY ELECTRICALS LTD. BHOPAL		Item	MQP No.:	Rev. No.	Rev. Date	BHEL W. O. No.: 62007, 62009, 62010, 62011, 62014 & 62015-A-512-01						Page
	Customer : M/s Megha Engg. Infra Ltd.		Auto Transformer (Up to 765 KV)	QA/TCB/31/744	02 03	25.08.2015							7
Sl. No.	Components/ Operation & Description or Test	Type of check	Quantum of check/ Sampling with basis	Reference Document for Testing	Acceptance Norms	Format of Records	Applicable Codes						Remarks
							1	2	3	4	5	6	

	—Contd—												Transformers.
													Record review of documents pertaining to NOMEX strips at manufacturer's works (if indigenous) or record review of transportation/ storage as per Mfr's guideline (if imported)
1.2.2	VISUAL AND DIMENSIONAL CHECKS												
	Thickness, width of bare conductor, corner radius, finish, number of layers of paper covering , arrangement of layers, increase in dimensions due to paper covering, enamel covered thickness, thickness of epoxy bonded strip.	Visual & Measurement	IS 2500 Pt. 1 AQL=4% Inspection level 1 Lot Size                      Sample Size 2 to 90                              3 91 to 280                            13 281 above 20	BHEL Specn. AA 28125 AA 28128 TRE 078/TRE 151 BHEL P.O.	CMTC	B	K	U/Q	W/Z	-	N	CIP for first transformer each type, size & vendor as per contract & review for remaining Transformers.	
1.2.3	CHECK FOR :-		IS 2500 Pt. 1 AQL=4% Inspection level 1	BHEL Specn. AA 28125	CMTC	B	K	U/Q	W/Z	-	N	--do-	
a)	Resistivity at 20 <sup>0</sup> C	Electrical Test	Lot Size                      Sample Size 2 to 50                              1 51 to 280                            3 281 above 5	AA 28128 TRE 078/TRE 151 BHEL P.O.		B	K	U/Q	W/Z	-	N	--do-	
b)	Elongation (for Annealed conductor)	Test				B	K	U/Q	W/Z	-	N	--do-	
c)	Proof stress (for proof stress conductor)	Test	[ Mfr. Shall conduct insulation test on 100% & proof stress			B	K	U/Q	W/Z	-	N	--do-	



सुरेश कुमार गुप्ता / S. K. GUPTA  
 उप महाप्रबंधक / Dy. General Manager  
 गुणवत्ता प्रबंधन विभाग / Quality Assurance-TCB


## MANUFACTURING QUALITY PLAN

	BHARAT HEAVY ELECTRICALS LTD. BHOPAL		Item	MQP No.:	Rev. No.	Rev. Date	BHEL W. O. No.: 62007, 62009, 62010, 62011, 62014 & 62015-A-512-01						Page
	Customer : M/s Megha Engg. Infra Ltd.		Auto Transformer (Up to 765 KV)	QA/TCB/31/744	02 03	25.08.2015							8
Sl. No.	Components/ Operation & Description or Test	Type of check	Quantum of check/ Sampling with basis	Reference Document for Testing	Acceptance Norms	Format of Records	Applicable Codes						Remarks
							1	2	3	4	5	6	
d)	Insulation test for bunched conductor at 250 V for 1 min	Test	(for proof stress conductors) on each mother reel]				B	K	U/Q	W/Z	-	N	--do-
e)	Check for Flexibility adherence of enamel covering, breakdown voltage test on enameled conductor & buckling Load Test.	Test					B	K	U/Q	W/Z	-	N	--do-
f)	Check for Nomex Paper	Visual					B	K	P	W/Z	-	N	Record Review
g)	Buckling load test for epoxy strip bounded conductor sample	Test					B	K	U/Q	W/Z	-	Y	CIP
1.3	PAPER COVERED COPPER CONTINUOUSLY TRANSPOSED COPPER CABLE (CTC) & EPOXY BONDED CTC										E		
1.3.1	Visual and Dimensional check- Thickness, width of bare and enameled conductor, increase in dimensions due to enamel and due to paper covering, covered axial width and radial depth, arrangement of paper layers, proper storage and shelf life check for epoxy bonded CTC	Visual & Measurement	One sample per size per lot	BHEL Specification AA 28127 AA 28129 & TRE 036 BHEL P.O.		CMTC	B	K	U/Q	W/Z	-	N	CIP for first transformer each type, size & vendor as per contract & review for remaining Transformers and Record review for Off-shore materials




सुरेश कुमार गुप्ता / S. K. GUPTA  
 उप महाप्रबंधक / Dy. General Manager  
 गुणता आश्वासन-टी.सी.के. Quality Assurance-TCB  
 बी.एच.ई.एल., भोपाल / B.H.E.L., BHOPAL

## MANUFACTURING QUALITY PLAN


	BHARAT HEAVY ELECTRICALS LTD. BHOPAL		Item	MQP No.:	Rev. No.	Rev. Date	BHEL W. O. No.: 62007, 62009, 62010, 62011, 62014 & 62015-A-512-01						Page
	Customer : M/s Megha Engg. Infra Ltd.		Auto Transformer (Up to 765 KV)	QA/TCB/31/744	02 03	25.08.2015							9
Sl. No.	Components/ Operation & Description or Test	Type of check	Quantum of check/ Sampling with basis	Reference Document for Testing	Acceptance Norms	Format of Records	Applicable Codes						Remarks
							1	2	3	4	5	6	

1.3.2	CHECK FOR :-					CMTC	B	K	U/Q	W/Z	-	N	CIP for first transformer each type, size & vendor as per contract & review for remaining Transformers and Record review for Off-shore materials
a)	Resistivity at 20° C	Test	One sample per size per lot	BHEL Specification AA 28127 AA 28129 & TRE 036 BHEL P.O.									
b)	Elongation (for Annealed conductor)												
c)	Proof stress (for proof stress conductor)												
d)	Check for Flexibility adherence of enamel covering, breakdown voltage test on enameled conductor &												
e)	Manual Operation of conductor for cured sample (Check for proper bonding of glue with conductor)												
f)	Insulation test on finished cable between enameled strips & between two stacks in case of bunched CTC												
				Shall withstand 250 V for 1 min. 1 Amp max changing current.									



  
 सुरेश कुमार गुप्ता / S. K. GUPTA  
 उप महाप्रबन्धक / Dy. General Manager  
 गुणता आश्वासन-टी.सी.बी. / Quality Assurance-TCB  
 बी.एच.ई.एल. भोपाल / B.H.E.L., BHOPAL

## MANUFACTURING QUALITY PLAN

	BHARAT HEAVY ELECTRICALS LTD. BHOPAL		Item	MQP No.:	Rev. No.	Rev. Date	BHEL W. O. No.: 62007, 62009, 62010, 62011, 62014 & 62015-A-512-01						Page
	Customer : M/s Megha Engg. Infra Ltd.		Auto Transformer (Up to 765 KV)	QA/TCB/31/744	02-03	25.08.2015							10
Sl. No.	Components/ Operation & Description or Test	Type of check	Quantum of check/ Sampling with basis	Reference Document for Testing	Acceptance Norms	Format of Records	Applicable Codes						Remarks
							1	2	3	4	5	6	


1.4	KRAFT INSULATING PAPER (USED FOR COVERING PICC & CTC)												
1.4.1	Visual check, & Measurement of Thickness	Visual & Measurement	One sample per thickness per lot	BHEL Specn. AA 21111 AA 21116 BHEL P.O.		CMTC	B	K	P	W/Z	-	Y	Record Review
	CHECK FOR :- Substance Density Moisture content / Water absorption Air Permeability Tensile index Tear index Electric strength in air Ash Content Conductivity pH value Heat stability (Type Test)	Test	One sample per thickness per lot	BHEL Specn. AA 21111 AA 21116 BHEL P.O.		CMTC	B	K	P	W/Z	-	N	Record Review
1.5	CRGO STEEL										E		
1.5.1	Visual and Dimension check, Thickness, roll width, edge camber and waviness	Visual & Dimension	One sample per lot	BHEL Specn. AA 10905/ BP 10987 /BP 10988 / BP 10985 & BP 10984		CMTC EMTC	B A	K J	P U	W/Z W/Z	- -	N Y	CIP
1.5.2	CHECK FOR :- Specific total loss Ductility Stacking factor Surface insulation resistivity Magnetic permeability (Alternatively induction at 800 A / m) Ageing test (Type test)	Test	One sample per lot	-do-		CMTC EMTC	B A	K J	P U	W/Z W/Z	- -	Y Y	CIP



सुरेश कुमार गुप्ता / S.K. GUPTA  
 उप महाप्रबन्धक / Dy. General Manager  
 गुप्त : 31/08/2015 : 10:45 AM : TCB



# MANUFACTURING QUALITY PLAN

	BHARAT HEAVY ELECTRICALS LTD. BHOPAL		Item	MQP No.:	Rev. No.	Rev. Date	BHEL W. O. No.: 62007, 62009, 62010, 62011, 62014 & 62015-A-512-01						Page
	Customer : M/s Megha Engg. Infra Ltd.		Auto Transformer (Up to 765 KV)	QA/TCB/31/744	02 03	25.08.2015							11
Sl. No.	Components/ Operation & Description or Test	Type of check	Quantum of check/ Sampling with basis	Reference Document for Testing	Acceptance Norms	Format of Records	Applicable Codes						Remarks
							1	2	3	4	5	6	


1.6	PRECOMPRESSED PRESSBOARD											E	
1.6.1	Visual & dimension check- Thickness, width & length, edge camber, difference in two diagonals of sheet.	Visual & Measurement	IS 2500 Pt. 1 AQL=4% Inspection level 1 Lot                      Sample Size                      Size 2 to 90                      3 91 to 280                      13	BHEL Specn. AA 21108 / TRE 184 or AA 21109 / TRE 185		CMTC	B	K	P	W/Z	-	N	Record review
1.6.2	CHECK FOR :- Density Oil absorption Moisture content Shrinkage in air Cohesion between plies Tensile strength Elongation Compressibility in air Electric strength Ash content pH value Conductivity	Test	One sample per thickness per lot	BHEL Specn. AA 21108 / TRE 184 or AA 21109 / TRE 185		CMTC	B	K	P	W/Z	-	N	Record review
1.7	UNIMPREGNATED DENSIFIED LAMINATED WOOD											E	
1.7.1	Visual & dimension check - thickness width & length	Visual & Measurement	IS 2500 Pt. 1 AQL=4% Inspection level 1 Lot                      Sample Size                      Size 2 to 90                      3 91 to 280                      13 281 to 500                      20	BHEL Specn. AA 22001 / IEC 61061 AA 22002		CMTC	B	K	P	W/Z	-	N	Record review




सुरेश कुमार गुप्ता / S.K. GUPTA  
उप महाप्रबन्धक / By General Manager  
गुणता आश्वासन-टी.सी.ओ. / Quality Assurance-TCB  
बी.ए.ई.एल. भोपाल BHEL, BHOPAL




# MANUFACTURING QUALITY PLAN


 BHARAT HEAVY ELECTRICALS LTD. BHOPAL		Customer : M/s Megha Engg. Infra Ltd.		Item Auto Transformer (Up to 765 KV)	MQP No.: QA/TCB/31/744	Rev. No. <del>02</del> 03	Rev. Date 25.08.2015	BHEL W. O. No.: 62007, 62009, 62010, 62011, 62014 & 62015-A-512-01						Page  12	
Sl. No.	Components/ Operation & Description or Test	Type of check	Quantum of check/ Sampling with basis	Reference Document for Testing	Acceptance Norms	Format of Records	Applicable Codes						Remarks		
							1	2	3	4	5	6			
1.7.2	CHECKS FOR :- Density Moisture & Volatile content Oil absorption Electric Strength (Proof) on oil at 90° C a) Along the grain b) Edgewise Tensile strength Cross breaking strength a) Along the grain b) Across the grain Compressive strenth	Tests	One sample per thickness per lot	--do--		CMTC	B	K	P	W/Z	-	N	Record review		
1.8	RESIN GLASS TAPE										E				
1.8.1	Visual & dimension check- thickness width	Visual Measurement	IS 2500 Pt. 1 AQL=4% Inspection level 1 Lot                      Sample Size                      Size 2 to 90                      3 91 to 280                      13 281 to 500                      20	BHEL Specn. AA 25716		CMTC	B	K	P	W/Z	-	N	Record review		
1.8.2	CHECK FOR :- Shelf life Resin content Sealing (solder) test Warp Yarns Softening point of Resin Breaking load per turn of cured tape	Test	One sample per thickness per lot	BHEL Specn. AA 25716		CMTTC	B	K	P	W/Z	-	N	Record review		



सुरेश कुमार गुप्ता / S. K. GUPTA  
 उप महाप्रबंधक / Dy. General Manager  
 गुणता: आश्वासन / Quality Assurance-TCB  
 BHEL, BHOPAL

## MANUFACTURING QUALITY PLAN


		BHARAT HEAVY ELECTRICALS LTD. BHOPAL		Item	MQP No.:	Rev. No.	Rev. Date	BHEL W. O. No.: 62007, 62009, 62010, 62011, 62014 & 62015-A-512-01						Page
		Customer : M/s Megha Engg. Infra Ltd.		Auto Transformer (Up to 765 KV)	QA/TCB/31/744	02 03	25.08.2015							13
Sl. No.	Components/ Operation & Description or Test	Type of check	Quantum of check/ Sampling with basis	Reference Document for Testing	Acceptance Norms	Format of Records	Applicable Codes						Remarks	
							1	2	3	4	5	6		
1.9	SYNTHETIC RUBBER BONDED CORK SHEET										E			
1.9.1	Visual check, thickness length, width	Visual & Measurement	IS 2500 Pt. 1 AQL=4% Inspection level 1 Lot                      Sample Size                      Size 2 to 90                      3 91 to 280                      13	BHEL Specn. AA 59802		CMTC	B	K	P	W/Z	-	N	Record review	
1.9.2	CHECK FOR :-	Tests	One sample per lot per thickness	BHEL Specn. AA 59802		CMTC	B	K	P	W/Z	-	N	Record review	
	Hardness													
	Compression set													
	Tensile strength													
	Flexibility													
	Compressibility													
	Recovery													
	Side flow under compression													
	Ageing in oil - finish, Flexibility and change in volume													
	pH value													
Density														
1.10	NITRILE RUBBER CORD AND 'O' RING										E			
1.10.1	Visual check, diameter & dimensions	Visual & Measurement	IS 2500 Pt. 1 AQL=4% Inspection level 1 Lot                      Sample Size                      Size 2 to 90                      3 91 to 280                      13	BHEL Specn. AA 59807&BHEL Drg		CMTC	B	K	P	W	-	N	Record review	



सुरेश कुमार गुप्ता / S.K. GUPTA  
 उप महाप्रबंधक / Dy. General Manager  
 QA/TCB/31/744  
 25.08.2015

# MANUFACTURING QUALITY PLAN

BHARAT HEAVY ELECTRICALS LTD. BHOPAL		Item	MQP No.:	Rev. No.	Rev. Date	BHEL W. O. No.: 62007, 62009, 62010, 62011, 62014 & 62015-A-512-01						Page	
Customer : M/s Megha Engg. Infra Ltd.		Auto Transformer (Up to 765 KV)	QA/TCB/31/744	02-03	25.08.2015							14	
Sl. No.	Components/ Operation & Description or Test	Type of check	Quantum of check/ Sampling with basis	Reference Document for Testing	Acceptance Norms	Format of Records	Applicable Codes						Remarks
							1	2	3	4	5	6	
1.10.2	CHECK FOR :-	Test	One sample per lot per thickness	BHEL Specn. AA 59807 & BHEL Drg.		CMTC	B	K	P	W/Z	-	N	Record review
	Hardness												
	Tensile strength												
	Elongation at break												
	Compression set												
	Accelerated ageing %												
	Ageing in oil												
	Type test - (Volume change. Adhesion to and corrosion of metals.)												
Sulphur Content test	Test	0.2 % Max*		CMTC	B	K	P	W/Z	-	N	Record review		
1.11	BUSHING										E		
1.11.1	Bushing core Insulation - Visual Check	Visual	100%	BHEL Drg.		EMTC	B	K	S	W/Z	-	N	
1.11.2a	Condenser Bushing Oil (Filled with mineral insulating oil to IEC 60296 & MEIL Spec)		100%	BHEL Specn.		CMTC	B	K	S	W/Z	-	Y	Record review/
1.11.2b	CONDENSER BUSHING										E		
1.11.2.1	Visual Check, fitting of all accessories, lead length & type	Visual	100%	BHEL Drg./ IS 2099/ IEC 137		EMTC	A/B	J/K	S/U	W/Z	-	N/Y	CIP for bushings fitted to transformer and also spare bushings if supplied.
1.11.2.2	Pressure test	Mechanical test	100%	IS 2099/IEC 137		EMTC	A/B	J/K	S/U	W/Z	-	Y	
1.11.2.3	Routine test at ambient temp. - measurement of tan delta & capacitance. Dry. P.f. voltage with stand test, measurement of p.d. quantity, five negative lightning impuls voltage with stand test, test on test tap, leakage of internal filling as specified in IEC 137.	Electrical / Mechanical test	100%	IS 2099/IEC 137		EMTC	A/B	J/K	S/U	W/Z	-	Y	





सुरेश कुमार गुप्ता  
S. K. GUPTA

\* = Certification by Vendor as per IS 4253 (Part 3) for the Lot supplied.



सुरेश कुमार गुप्ता / S. K. GUPTA  
उप निदेशक / Dy. General Manager  
QA/TCB


# MANUFACTURING QUALITY PLAN


		BHARAT HEAVY ELECTRICALS LTD. BHOPAL		Item	MQP No.:	Rev. No.	Rev. Date	BHEL W. O. No.: 62007, 62009, 62010, 62011, 62014 & 62015-A-512-01						Page
Customer : M/s Megha Engg. Infra Ltd.		Auto Transformer (Up to 765 KV)		QA/TCB/31/744		02 03	25.08.2015							15
Sl. No.	Components/ Operation & Description or Test	Type of check	Quantum of check/ Sampling with basis	Reference Document for Testing	Acceptance Norms	Format of Records	Applicable Codes						Remarks	
							1	2	3	4	5	6		
1.11.2.4	Type test (All type test as per the contract in question need to be conducted/approval from MEIL Engg. To be obtained)	Electrical test	all type test on one Unit of same rating bushing.	IS 2099/ IEC		CMTC/EMTC	B/A	K/J	U	W/Z	-	Y	CIP (.Valid type test report to be submitted for MEIL approval if not approved then Type test to be conducted)	
1.11.3	<b>PORCELAIN BUSHING</b>										E			
1.11.3.1	Visual check, & dimensional check	Visual & Measurement	100%	IS 3347, IS 2099 & BHEL Drawing		CMTC	B	K	P	W/Z	-	N	Record Review	
1.11.3.2	Porosity, High voltage & Insulation resistance, element test, gas volume test, Loss of oil and surge test.	Electrical Test	100%	IS 3347, IS 2099 & BHEL Std. TR 20053		CMTC	B	K	P	W/Z	-	N/Z	Record Review	
1.11.3.3	Type test-Mechanical strength & velocity calibration	Mechanical test	One Unit			CMTC	B	K	U	W/Z	-	Y	CIP ( Valid type test report to be submitted for MEIL approval if not approved then Type test to be conducted)	
1.12	<b>CURRENT TRANSFORMER</b>										N			
1.12.1	Visual check, check for dimensions (ID, OD, thickness) & completeness	Visual & Measurement	100% (10% dimension check)	IS 2705		EMTC	A	J	S	W/Z	-	N	Record Review	
1.12.2	Accuracy, Ratio, Power frequency dry withstand test on secondary, over voltage interturn, verification of terminal marking & polarity, knee point voltage & exciting current test for P.S. class CT. secondary wdg. Resistance for PS class CT.	Electrical Test	100%	IS 2705		EMTC	A	J	S	W/Z	-	N	Record Review	
<div><div><div>सुरेश कुमार गुप्ता</div><div>S. K. GUPTA</div><div>General Manager</div></div></div>														



सुरेश कुमार गुप्ता  
 सचिव/General Manager  
 Quality Assurance TCB  
 BHEL W. O. No. 62007, 62009, 62010, 62011, 62014 & 62015-A-512-01


# MANUFACTURING QUALITY PLAN

 BHARAT HEAVY ELECTRICALS LTD. BHOPAL		Customer : M/s Megha Engg. Infra Ltd.		Item	MQP No.:	Rev. No.	Rev. Date	BHEL W. O. No.: 62007, 62009, 62010, 62011, 62014 & 62015-A-512-01						Page
				Auto Transformer (Up to 765 KV)	QA/TCB/31/744	02 03	25.08.2015							16
Sl. No.	Components/ Operation & Description or Test	Type of check	Quantum of check/ Sampling with basis	Reference Document for Testing	Acceptance Norms	Format of Records	Applicable Codes						Remarks	
							1	2	3	4	5	6		
1.12.3	SECONDARY TERMINAL BOARD										E			
1.12.3.1	Visual & Dimensional check	Visual & Measurement	100% by mfr., IS 2500 Part-1, AQL=4% Inspection level 1 Lot            Sample Size            Size 2 to 90            3 91 to 280            13	BHEL drg.		CMTC	B	K	P	W/Z	-	N	Record Review	
1.12.3.2	Electrical voltage withstand i) between terminals ii) between terminal & mounting holes.	Electrical test	100%	BHEL drg.		CMTC	B	K	P	W/Z	-	N	Record Review	
1.12.3.3	Oil Pressure Test	Mechanical test	10%	BHEL drg.		CMTC	B	K	P	W/Z	-	N	Record Review	
1.13	BUCHHOLZ RELAY										E			
1.13.1	Visual & Dimensional check	Visual & Measurement	IS 2500 Pt. 1 AQL=4% Inspection level 1 Lot            Sample Size            Size 2 to 90            3 91 to 280            13	BHEL Std. TR 20053 B & IS 3637		CMTC	B	K	P	W/Z	-	N	Record Review	
1.13.2	Porosity, high voltage & insulation resistance, element test, gas volume test, Loss of oil & surge test.	Electrical test	100%	BHEL Std. TR 20053 B & IS 3637		CMTC	B	K	P	W/Z	-	N	Record Review	
1.13.3	Type test- Mechanical strength & velocity calibration	Mechanical Test	One Unit	--do--		CMTC	B	K	U	W/Z	-	Y	CIP ( Valid type test report to be submitted for MEIL approval if not approved then Type test to be conducted)	



सुरेश कुमार गुप्ता / S. K. GUPTA  
उप महाप्रबंधक / Dy. General Manager  
गुणता प्रबंधन विभाग / Quality Assurance-TCB  
महाराष्ट्र

## MANUFACTURING QUALITY PLAN



		BHARAT HEAVY ELECTRICALS LTD. BHOPAL		Item	MQP No.:	Rev. No.	Rev. Date	BHEL W. O. No.: 62007, 62009, 62010, 62011, 62014 & 62015-A-512-01						Page					
		Customer : M/s Megha Engg. Infra Ltd.		Auto Transformer (Up to 765 KV)		QA/TCB/31/744		02 03		25.08.2015								17	
Sl. No.	Components/ Operation & Description or Test	Type of check	Quantum of check/ Sampling with basis	Reference Document for Testing	Acceptance Norms	Format of Records	Applicable Codes						Remarks						
							1	2	3	4	5	6							
1.14	TERMINAL CONNECTOR												E						
1.14.1	Visual & Dimensional check	Visual & Measurement	IS 2500 Pt. 1 AQL=4% Inspection level 1 Lot                      Sample Size                      Size 2 to 90                      3 91 to 280                      13 (100% check by mfr.)	TR 10077 T & IS 5561		CMTC	B	K	Q	W/Z	-	N			Record Review				
1.14.2	Acceptance test - tensile, resistance, galvanizing where applicable.	Mechanical test	IS : 5561	TR 10077 T & IS 5561		CMTC	B	K	Q	W/Z	-	N			Record Review				
1.14.3	Type test	Electrical test	One One unit	--do--		CMTC	B	K	U	W/Z	-	Y			CIP ( Valid type test report to be submitted for MEIL approval if not approved then Type test to be conducted)				
1.15	MARSHALLING BOX (CONTROL CABINET) (Surface cleaning before painting by 7 tank hot process)												E						
1.15.1	Visual check, (including workmanship of internal arrangements, ferruling, labeling, access etc.) dimension, paint thickness, adhesion test paint shade etc.	Visual & Measurement	100%	POWERGRID apprd. Drg. BHEL Std. TR 10079I, TR 10080L, TR 10005 P IS 732, IS 2147		CMTC	B/A	K/J	Q/U	W/Z	-	Y			CIP				



सुरेश कुमार गुप्ता / S.K. GUPTA  
 उप महाप्रबंधक / Dy. General Manager  
 गुणता प्रबंधन-टी.सी.टी. / Quality Assurance-TCB  
 BHEL BHOPAL





## MANUFACTURING QUALITY PLAN

 BHARAT HEAVY ELECTRICALS LTD. BHOPAL		Item		MQP No.:		Rev. No.		Rev. Date		BHEL W. O. No.: 62007, 62009, 62010, 62011, 62014 & 62015-A-512-01						Page	
Customer : M/s Megha Engg. Infra Ltd.		Auto Transformer (Up to 765 KV)		QA/TCB/31/744		02-03		25.08.2015								18	
Sl. No.	Components/ Operation & Description or Test	Type of check	Quantum of check/ Sampling with basis	Reference Document for Testing	Acceptance Norms	Format of Records	Applicable Codes						Remarks				
							1	2	3	4	5	6					
1.15.2	Routine tests - HV test at 2 KV for 1 minute between all live terminal to earth, insulation resistance at 500 V, Verification of wiring and its routing, functional test-at min. rated & maximum operating voltage as per BHEL appd drg., electrical control operations, interlock & sequential operations, Mechanical test manual operation of equipments, switches and contactors & check for & type of instruments / components	Electrical /  Mechanical /  Visual Test	100%	BHEL Std. TR 10079I-TR 10080L-TR 10005 P IS 732, IS 2147		CMTc	B/A	K/J	Q/U	W/Z	-	Y	CIP				
1.15.3	Type test (Type tests required as per the contract in question need to be conducted / approval from MEIL Engg. to be obtained)	test				CMTc	B/A	K/J	Q/U	W/Z	-	Y	CIP ( Valid type test report to be submitted for MEIL approval if not approved then Type test to be conducted)				
1.16	AIR CELL (FLEXIBLE SEPARATOR)										E						
1.16.1	Routine tests on basic fabric, oil side coating compound, air side under coating compound, air side outer coating compound & coated fabric	Mechanical / Electrical / Chemical	One sample per lot of raw matl. / processed compound	BHEL Std. TR 10150 A TR 20038 A, BHEL PO.		CMTc	B	K	P	W/Z	-	N	Record Review				
1.16.2	Surface finish of completed air cell & dimension check	Visual Measurement	100%	BHEL Std. TR 10150 A TR 20038 A, BHEL PO.		CMTc	B	K	P	W/Z	-	N	Record Review				



प्रमुख अभियंता / प्रमुख  
 18/8/15  
 GUPTA

## MANUFACTURING QUALITY PLAN


		BHARAT HEAVY ELECTRICALS LTD. BHOPAL		Item	MQP No.:	Rev. No.	Rev. Date	BHEL W. O. No.: 62007, 62009, 62010, 62011, 62014 & 62015-A-512-01						Page
Customer : M/s Megha Engg. Infra Ltd.		Auto Transformer (Up to 765 KV)		QA/TCB/31/744		02 03	25.08.2015							19
Sl. No.	Components/ Operation & Description or Test	Type of check	Quantum of check/ Sampling with basis	Reference Document for Testing	Acceptance Norms	Format of Records	Applicable Codes						Remarks	
							1	2	3	4	5	6		
1.16.3	Routine test - Ten times inflation & deflation at 10 KPa & pressure test at 10 KPa for 24 hrs.	Mechanical Test	100%	BHEL Std. TR 10150 A TR 20038 A, BHEL PO		CMTC	B	K	P	W/Z	-	N	Record Review	
1.16.4	Type test -oil side coating air side under coating, air side outer coating & coated fabric.	Test		BHEL Spec.		CMTC	B	K	U	W/Z	-	Y	CIP ( Valid type test report to be submitted for MEIL approval if not approved then Type test to be conducted)	
1.17	ROLLER ASSEMBLY										E			
1.17.1	Visual & Dimensional check  Paint check	Visual & Dimensional	IS 2500 Pt. 1 AQL=4% Inspection level 1 Lot            Sample Size            Size 2 to 90            3 91 to 280            13	BHEL drg. / BHEL Specn. TR 20005R		CMTC	B	K	P	W/Z	-	N	Record Review	
1.17.2	Mechanical properties and chemical composition of raw material used for shaft and roller forging.	Mechanical & Chemical	One sample per matl. / heat treatment batch	BHEL drg. / BHEL Specn. AA 10150 AA 10108 & AA 19331		CMTC	B	K	P	W/Z	-	N	Record Review	
1.18	OIL & WINDING TEMP. INDICATOR (LOCAL & REMOTE)										E			
1.18.1	Visual check & Dimensional check	Visual & Measurement	IS 2500 Pt. 1 AQL=4% Inspection level 1 Lot            Sample Size            Size 2 to 90            3	BHEL drg. BHEL Specn. TR 20093T TR 20101T & TR 10123T		CMTC	B	K	P	W/Z	-	N	Record Review	
1.18.2	Calibration & 2 KV, HV test for 1 minute between all terminals & earth.	Electrical	100%	--do--		CMTC	B	K	P	W/Z	-	N	Record Review	



सुरेश कुमार गुप्ता  
S K GUPTA



## MANUFACTURING QUALITY PLAN


	BHARAT HEAVY ELECTRICALS LTD. BHOPAL		Item	MQP No.:	Rev. No.	Rev. Date	BHEL W. O. No.: 62007, 62009, 62010, 62011, 62014 & 62015-A-512-01						Page
	Customer : M/s Megha Engg. Infra Ltd.		Auto Transformer (Up to 765 KV)	QA/TCB/31/744	02 03	25.08.2015							20
Sl. No.	Components/ Operation & Description or Test	Type of check	Quantum of check/ Sampling with basis	Reference Document for Testing	Acceptance Norms	Format of Records	Applicable Codes						Remarks
							1	2	3	4	5	6	
1.18.3	Type tests - Switch setting & operations, switch differential & switch rating	Test	One Instrument per lot	--do--		CMTC	B	K	P	W/Z	-	N	Record Review
1.19	RTD TYPE REMOTE AND WINDING TEMP. INDICATOR										E		
1.19.1	Visual & Dimensional check	Visual & Measure-ment	IS 2500 Pt. 1 AQL=4% Inspection level 1 Lot            Sample Size            Size 2 to 90            3	BHEL Std. TR 20094T TR 20095T TR 20096T TR 20097T & TR 10157 /		CMTC	B	K	P	W/Z	-	N	Record Review
1.19.2	Calibration, HV Test (500 V/ 2000 V for 1 minute) Insulation resistance by 500 V meggar & sensor resistance.	Electrical	100%	BHEL Std. TR 20094T TR 20095T TR 20096T TR 20097T & TR 10157 /		CMTC	B	K	P	W/Z	-	N	Record Review
1.20	PRESSURE RELIEF VALVE										E		
1.20.1	Visual & Dimensional check	Visual & Measurement	IS 2500 Pt. 1 AQL=4% Inspection level 1 Lot            Sample Size            Size 2 to 90            3	BHEL Std. TR 20001V		CMTC	B	K	P	W/Z	-	N	Record Review
1.20.2	Pressure operation test (Pressure relief device test)	Mechanical	100%	BHEL Std. TR 20001V		CMTC	B	K	P	W/Z	-	N	Record Review
1.20.3	A) Leakage test at 75% of operating pressuer for 1 hr.	Mechanical	100%	--do--		CMTC	B	K	P	W/Z	-	N	
	B) 2 KV for 1 min. between terminal and earth.	Electrical Test	100%	--do--		CMTC	B	K	P	W/Z	-	N	

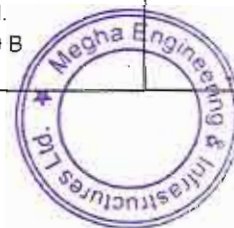


S. K. GUPTA  
Signature

~~सुरेश कुमार गुप्ता / S.K. GUPTA~~


## MANUFACTURING QUALITY PLAN

														BHARAT HEAVY ELECTRICALS LTD. BHOPAL														Customer : M/s Megha Engg. Infra Ltd.														Item Auto Transformer (Up to 765 KV)														MQP No.: QA/TCB/31/744														Rev. No. <del>02</del> 03														Rev. Date 25.08.2015														BHEL W. O. No.: 62007, 62009, 62010, 62011, 62014 & 62015-A-512-01														Page 22																																																																																			
Sl. No.														Components/ Operation & Description or Test														Type of check														Quantum of check/ Sampling with basis														Reference Document for Testing														Acceptance Norms														Format of Records														Applicable Codes														Remarks																																																																																			
																																																																																																		1														2														3														4														5														6																											
1.23														GATE AND GLOBE VALVE (CAST IRON AND GUN METAL)																																																																																																																E																																																																					
1.23.1														Visual & Dimensional check														Visual Measurement														IS 2500 Pt. 1 AQL=4% Inspection level 1 Lot                      Sample Size                      Size 2 to 90                      3														BHEL Std. drg. TR 20036 V TR 20037 V																												CMTC														B														K														P														W/Z														-														N														Record Review													
1.23.2														Check for Raw material for valve body, gate, spindle & gland and pressure test on i) Gun Metal a) Body & Seat- 10 kg/cm <sup>2</sup> b) Seepage 2 kg/cm <sup>2</sup> for 24 Hrs. ii) Cast Iron a) Body 15 kg/cm <sup>2</sup> b) Seat 10 kg/cm <sup>2</sup> c) Seepage 2 kg/cm <sup>2</sup> for 12 hrs.														Mechanical Test														100% (10% for Seepage test)														BHEL Std. drg. TR 20036 V TR 20037 V																												CMTC														B														K														P														W/Z														-														N														Record Review													
1.24														SILICAGEL BREATHER																																																																																																																														E																																																							
1.24.1														Visual & Dimensional check														Visual Measurement														IS 2500 Pt. 1 AQL=4% Inspection level 1 Lot                      Sample Size                      Size 2 to 90                      3														BHEL Std. TR 20040 B																												CMTC														B														K														P														W/Z														-														N														Record Review													
1.24.2														Pressure test by blanking oil cup, end														Mechanical Test														100%														BHEL Std. TR 20040 B																												CMTC														B														K														P														W/Z														-														N														Record Review													



सुरेश कुमार गुप्ता / S. K. GUPTA  
 Manager  
 Quality Control

## MANUFACTURING QUALITY PLAN


	BHARAT HEAVY ELECTRICALS LTD. BHOPAL		Item	MQP No.:	Rev. No.	Rev. Date	BHEL W. O. No.: 62007, 62009, 62010, 62011, 62014 & 62015-A-512-01						Page
	Customer : M/s Megha Engg. Infra Ltd.		Auto Transformer (Up to 765 KV)	QA/TCB/31/744	02-03	25.08.2015							23
Sl. No.	Components/ Operation & Description or Test	Type of check	Quantum of check/ Sampling with basis	Reference Document for Testing	Acceptance Norms	Format of Records	Applicable Codes						Remarks
							1	2	3	4	5	6	

1.25	INSULATION OIL FOR FILLING AT SITE										E		
1.25.1	INSULATION OIL (To be tested at oil mfr works)	Visual / Electrical/ Chemical	IS: 6855	All tests as per MEIL spec.		CMTC	B	K	U	W/Z		Y	CIP (Oil duly inspected by Customer at oil mfr works)
1.26	STEEL FABRICATED PARTS										E		
1.26.1	Steel for tank, cover, conservator, turrets & accessories										-		
	- Visual check for finish & dimensions.	Visual & Measurement	BHEL Spec. Mentioned if ref. Doc. Column	BHEL Spec./ BHEL Drawing. AA 10108 & AA 10119		CMTC EMTC	B A	K J	Q S	W/Z W/Z	- -	N N	Record Review
	- Chemical composition	Chemical	--do--	--do--		CMTC EMTC	B A	K J	Q S	W/Z W/Z	- -	N N	Record Review
	- Mechanical Properties	Mechanical	--do--	--do--		CMTC EMTC	B A	K J	Q S	W/Z W/Z	- -	N N	Record Review



सुरेश कुमार गुप्ता S. K. GUPTA  
 उपाध्यक्ष Dy. General Manager  
 गुणता व सुरक्षा विभाग Quality Assurance-TCB  
 बी.एस.ई.एल., भोपाल BHEL, BHOPAL

## MANUFACTURING QUALITY PLAN


	BHARAT HEAVY ELECTRICALS LTD. BHOPAL		Item	MQP No.:	Rev. No.	Rev. Date	BHEL W. O. No.: 62007, 62009, 62010, 62011, 62014 & 62015-A-512-01						Page
	Customer : M/s Megha Engg. Infra Ltd.		Auto Transformer (Up to 765 KV)	QA/TCB/31/744	02 03	25.08.2015							24
Sl. No.	Components/ Operation & Description or Test	Type of check	Quantum of check/ Sampling with basis	Reference Document for Testing	Acceptance Norms	Format of Records	Applicable Codes						Remarks
							1	2	3	4	5	6	
1.26.2	Cold rolled carbon sheet annealed- drg. for radiator											E	
	- Visual check for finish & dimensions.	Visual & Measurement	BHEL Spec. Mentioned if ref. Doc. Column	BHEL Spec. AA10115		CMTC EMTC	B A	K J	Q S	W/Z W/Z	- -	N N	Record Review
	- Chemical composition	Chemical	--do--	BHEL Spec. AA10115		CMTC EMTC	B A	K J	Q S	W/Z W/Z	- -	N N	Record Review
	- Mechanical Properties	Mechanical	--do--	BHEL Spec. AA10115		CMTC EMTC	B A	K J	Q S	W/Z W/Z	- -	N N	Record Review
1.26.3	Mild steel tube/carbon steel pipe - Electric resistance welded (for pipe work, sub- assy. & for lifting bollard)	Visual / Measurement	IS/BHEL Spec. Mentioned if ref.Doc. column	IS-3589 (Gr.330 for 200/250 NB) / BHEL Spec. AA 10152 up to 150 NB) /		CMTC	B	K	Q	W/Z	-	N	Record Review
	- Visual check for finish & dimensions.	Chemical		BHEL Spec. AA 10108 (MS) / AA 19331 (Forged Bar)		EMTC	A	J	S	W/Z	-	N	
	- Chemical composition	Mechanical											
	- Mechanical Properties												
1.26.4	Welding Procedure Spec. (WPS) & welder qualification (for all steel fabricated items indicated at 1.26.1, 1.26.2, & 1.26.3)	Review	100%	ASME Sec. IX and BHEL Aprproved WPS		Record	B	K	U	W/Z	-	Y	CIP for 10% quantity
1.26.5	Visual check of welding Electrode (for all steel fabricated items indicated at 1.26.1, 1.26.2, & 1.26.3)	Visual & Test	One sample of each type per lot	ASME Sec. IX ASME Sec. II part C and BHEL Approved WPS		CMTC EMTC	B A	K J	Q S	W/Z W/Z	- -	N N	Record Review



सुरेश कुमार गुप्ता S.K. GUPTA  
 उप महाप्रबंधक / Dy. General Manager  
 गुणसुधारा इंफ्रास्ट्रक्चर्स लि. (प्रा.) प्रा. लि. Bhopal-TCB  
 Bhopal



# MANUFACTURING QUALITY PLAN

		BHARAT HEAVY ELECTRICALS LTD. BHOPAL		Item	MQP No.:	Rev. No.	Rev. Date	BHEL W. O. No.: 62007, 62009, 62010, 62011, 62014 & 62015-A-512-01						Page
		Customer : M/s Megha Engg. Infra Ltd.		Auto Transformer (Up to 765 KV)	QA/TCB/31/744	02 03	25.08.2015							25
Sl. No.	Components/ Operation & Description or Test	Type of check	Quantum of check/ Sampling with basis	Reference Document for Testing	Acceptance Norms	Format of Records	Applicable Codes						Remarks	
							1	2	3	4	5	6		
1.26.6	Tank cover, Top bottom tank, turret, conservator & accessories.											E		
1.26.6.1	Check for fit up for butt welds on tank walls, base & cover	Visual	100%	BHEL Mfg.drg.		CMTC EMTC	B A	K J	U S	W W	- -	Y Y	CIP for 10% quantity	
1.26.6.2	DP Test on load bearing welds e.g. lifting lugs / bollards. Magnetic particle examination of DP test on jacking pads.	Mechanical Test	100%	BHEL Std. AA 0850129 AA 0622101 BP 0850123R BHEL Mfg.drg.		CMTC EMTC	B A	K J	Q U	W W	- -	N Y	CIP	
1.26.6.3	Visual & dimension check after final welding including rim flatness, position of guides & earth connection, projection or matching of tank with cover, dimension of roller mounting pad with std. fixture of roller by turning by 90°.	Visual & Measurement	100%	BHEL Mfg.drg./ BHEL Std. TR10015 T		CMTC EMTC	B A	K J	U U	W W	- -	Y Y	CIP for rim flatness & groove dimension, jacking pads and roller fixing dimension	






सुरेश कुमार गुप्ता / S.K. GUPTA  
उप महाप्रबंधक / Dy. General Manager  
गुणता आश्वासन-टी.सी.बी. / Quality Assurance-TCB  
बी.एच.ई.एल., भोपाल / B.H.E.L., BHOPAL



## MANUFACTURING QUALITY PLAN


	BHARAT HEAVY ELECTRICALS LTD. BHOPAL		Item	MQP No.:	Rev. No.	Rev. Date	BHEL W. O. No.: 62007, 62009, 62010, 62011, 62014 & 62015-A-512-01						Page
	Customer : M/s Megha Engg. Infra Ltd.		Auto Transformer (Up to 765 KV)	QA/TCB/31/744	02 03	25.08.2015							27
Sl. No.	Components/ Operation & Description or Test	Type of check	Quantum of check/ Sampling with basis	Reference Document for Testing	Acceptance Norms	Format of Records	Applicable Codes						Remarks
							1	2	3	4	5	6	
1.26.7	<b>RADIATOR</b>										E		
1.26.7.1	DP test on lifting lug welds	Mechanical	100%	BHEL Specn. AA0850129		CMTC EMTC	B A	K J	Q S	W/Z W/Z	- -	N N	Record Review
1.26.7.2	Surface cleaning of header support & bracing details by sand/shot blasting.	Visual	BHEL Specn.	BHEL Std. TR 10005 P TR 10257 P TR 10205 P TR 10208 P		CMTC EMTC	B A	K J	Q S	W/Z W/Z	- -	N N	Record Review
1.26.7.3	Air Pressure Test on Elements	Mechanical	100%	BHEL Drg.		CMTC EMTC	B A	K J	P S	W/Z W/Z	- -	Y Y	Record Review
1.26.7.4	Dimensional check after final welding - valve centre & overall dimensions	Measure-ment	100%	BHEL drg.		CMTC EMTC	B A	K J	U U	W/Z W/Z	- -	Y Y	CIP for 10% Qty.
1.26.7.5	Air Pressure Test on radiator assembly	Mechanical	100%	BHEL drg./ BHEL Std. TR 10086 R		CMTC EMTC	B A	K J	U U	W/Z W/Z	- -	Y Y	CIP for 10% Qty.
1.26.7.6	Visual check of paint shade, paint film thickness - out side film adhesion test.	Visual & Mechanical	100%	BHEL Std. TR 10005 P TR 10257 P TR 10205 P TR 10208 P		CMTC EMTC	B A	K J	U U	W/Z W/Z	- -	N Y	CIP




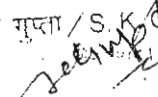
सुरेश कुमार गुप्ता / S.K. GUPTA  
 उप निदेशक / Dy General Manager  
 निदेशक / Asstt. General Manager  
 निदेशक / Asstt. General Manager




## MANUFACTURING QUALITY PLAN

		BHARAT HEAVY ELECTRICALS LTD. BHOPAL		Item	MQP No.:	Rev. No.	Rev. Date	BHEL W. O. No.: 62007, 62009, 62010, 62011, 62014 & 62015-A-512-01						Page
		Customer : M/s Megha Engg. Infra Ltd.		Auto Transformer (Up to 765 KV)	QA/TCB/31/744	<del>02</del> 03	25.08.2015							28
Sl. No.	Components/ Operation & Description or Test	Type of check	Quantum of check/ Sampling with basis	Reference Document for Testing	Acceptance Norms	Format of Records	Applicable Codes						Remarks	
							1	2	3	4	5	6		
1.26.8	PIPE WORK INCLUDING HEADER ASSEMBLY FOR RADIATORS											E		
1.26.8.1	Dimensional check	Measurement & Matching	100%	BHEL drg. & Spec		CMTc	B	K	Q	W/Z	-	N	Record Review	
						EMTC	A	J	S	W/Z	-	N		
1.26.8.2	Air pressure test on pipe work & header assembly for radiator	Mechanical	100%	BHEL drg. & Spec		CMTc	B	K	U	W/Z	-	N	CIP	
						EMTC	A	J	U	W/Z	-	Y		
1.26.8.3	Surface cleaning by shot blasting	Visual	100%	BHEL Std.TR 10005 P TR 10257 P		CMTc	B	K	Q	W/Z	-	N	Record Review	
						EMTC	A	J	S	W/Z	-	N		
1.26.8.4	Visual check of paint , shade outside paint film thickness and film adhesions test	Visual Mechanical	100%	--do--		CMTc	B	K	U	W/Z	-	Y	CIP	
						EMTC	A	J	U	W/Z	-	Y		
1.27	ON LOAD TAP CHANGER (OLTC)											E		
1.27.1(a)	Visual check of , dimensions & operation test on surge relay	Visual Measurement	100%	As per approved drg.		CMTc	B	K	P	W/Z	-	N		
b)	Visual check of Fibre Glass Assy. used for diverter switch	Visual	100%	--do--		EMTC	A	J	S	W/Z	-	N		
1.27.2(a)	Mechanical test of diverter switch insert	Mechanical	100%	BHEL Std.TR 10005 P TR 10257 P		EMTC	A	J	S	W/Z	-	N		
b)	Paint check of OLTC Motor Drive Panel - Shade, thickness & adhesion	Visual Mechanical	100%	--do--		EMTC	A	J	U	W/Z	-	Y	CIP	
1.27.3	Sequence test (If applicable)	Electrical	100%	--do--		EMTC	A	J	S	W/Z	-	N		



सुरेश कुमार गुप्ता / S.K. GUPTA  
  
 07/08/2015


## MANUFACTURING QUALITY PLAN

	BHARAT HEAVY ELECTRICALS LTD. BHOPAL		Item	MQP No.:	Rev. No.	Rev. Date	BHEL W. O. No.: 62007, 62009, 62010, 62011, 62014 & 62015-A-512-01						Page
	Customer : M/s Megha Engg. Infra Ltd.		Auto Transformer (Up to 765 KV)	QA/TCB/31/744	02 03	25.08.2015							29
Sl. No.	Components/ Operation & Description or Test	Type of check	Quantum of check/ Sampling with basis	Reference Document for Testing	Acceptance Norms	Format of Records	Applicable Codes						Remarks
							1	2	3	4	5	6	
1.27.4	Pressure test of diverter switch oil compartment with halogen (Freon) gas	Mechanical	100%	--do--		EMTC	A	J	S	W/Z	-	N	
1.27.5	Mechanical test of tap selector with motor drive	Mechanical	100%	--do--		EMTC	A	J	S	W/Z	-	N	
1.27.6	Operation test of complete tap changer	Visual	100%	--do--		EMTC	A	J	U	W/Z	-	Y	CIP
1.27.7	Auxiliary circuits insulation test	Electrical											
1.28	REMOTE TAP CHANGE CONTROL CUBICLE - RTCC										E		
1.28.1	Visual, Dimensions check for shade, thickness of film & adhesions powder coating	Visual Measurement	100%	BHEL TR 10257 P		EMTC	A	J	S	W/Z	-	N	
1.28.2	Functional check - manual and electrical operation as per scheme	Mechanical Electrical	100%	BHEL Spec		EMTC	A	J	S	W/Z	-	N	
1.28.3	Check for wiring routing	Visual	100%	BHEL Spec		EMTC	A	J	S	W/Z	-	N	
1.28.4	Check for make and type of instruments / components	Visual				EMTC	A	J	S	W/Z	-	N	
1.28.5	2KV for one minute insulation test between all live terminals & earth	Electrical		BHEL Spec		EMTC	A	J	S	W/Z	-	N	
1.28.6	Measurement of insulation resistance by 500 volts megger	Electrical	100%	BHEL Spec		EMTC	A	J	S	W/Z	-	N	




सुरेश कुमार गुप्ता / SURESH K. GUPTA  
 उप महाप्रबंधक / Dy. General Manager  
 गुणता सुनिश्चय-टी.सी.सी. / Quality Assurance-TCB  
 बी.एच.ई.एल. / BHEL, BHOPAL

## MANUFACTURING QUALITY PLAN

	BHARAT HEAVY ELECTRICALS LTD. BHOPAL		Item	MQP No.:	Rev. No.	Rev. Date	BHEL W. O. No.: 62007,						Page
	Customer : M/s Megha Engg. Infra Ltd.		Auto Transformer (Up to 765 KV)	QA/TCB/31/744	02 03	25.08.2015	62009, 62010, 62011, 62014 & 62015-A-512-01						30
Sl. No.	Components/ Operation & Description or Test	Type of check	Quantum of check/ Sampling with basis	Reference Document for Testing	Acceptance Norms	Format of Records	Applicable Codes						Remarks
							1	2	3	4	5	6	


1.29	OIL FLOW INDICATOR											E	
1.29.1	Visual checks & Dimensional Check	Visual Measurement	IS 2500 Pt. 1 AQL=4% Inspection level 1 Lot                  Sample Size                  Size 2 to 90                  3	BHEL Std. TR 10050 I		CMTC	B	K	P	W/Z	-	N	Record Review
1.29.2	Full flow test, alarm test, (Switch operation between 80 to 70% of full flow) 2 KV for one minute insulation test between terminals and earth Static Pressure test at 7 Kg/cm <sup>2</sup> .	Mechanical Electrical	100%	BHEL Std. TR 10050 I		CMTC	B	K	P	W/Z	-	N	Record Review
1.30	OIL PUMP (In line type & Centrifugal Type)											E	
1.30.1	Visual & Dimensional checks	Visual Measurement	IS 2500 Pt. 1 AQL=4% Inspection level 1 Lot                  Sample Size                  Size 2 to 90                  3	BHEL Std. TR 20011 P TR 10023 P BHEL Purchase order		CMTC	B	K	P	W/Z	-	N	Record Review
1.30.2 (a)	Oil pressure test on pump casing / assembled pump,	Mechanical Electrical	100%	BHEL Std. TR 20011 P TR 10023 P BHEL Purchase order		CMTC	B	K	P	W/Z	-	Y	Record Review
b)	Insulation resistance measurement, 2KV for 1 minute												
c)	Insulation test between live terminals and earth,												
d)	No load running of motor (check for RPM, input), Locked rotor test												
e)	Performance test (discharge duty point & Power consumption)												



  
 सुरेश कुमार गुप्ता / S. K. GUPTA  
 उप महाप्रबंधक / Dy. General Manager  
 गुणता नियंत्रण विभाग / Quality Assurance-TCB  
 भारत भारी बिजली, भोपाल / BHEL, BHOPAL

CIP


## MANUFACTURING QUALITY PLAN

		BHARAT HEAVY ELECTRICALS LTD. BHOPAL		Item	MQP No.:	Rev. No.	Rev. Date	BHEL W. O. No.: 62007, 62009, 62010, 62011, 62014 & 62015-A-512-01						Page	
Customer : M/s Megha Engg. Infra Ltd.		Auto Transformer (Up to 765 KV)		QA/TCB/31/744		02 03	25.08.2015							31	
Sl. No.	Components/ Operation & Description or Test	Type of check	Quantum of check/ Sampling with basis	Reference Document for Testing	Acceptance Norms	Format of Records	Applicable Codes						Remarks		
							1	2	3	4	5	6			
1.30.3	Type test-vacuum test at 250 torr max., oil pressure test at 1 Kg/cm2 for 24 hrs., temp rise test by resistance method, IP 55 degree of protection for terminal box	Mechanical	On pump of each type/ size as per BHEL std. TR 10023P	--do--		CMTC	B	K	U	W	-	Y	CIP ( Valid type test report to be submitted for MEIL approval if not approved then Type test to be conducted)		
1.31	COOLING FAN AND MOTOR ASSEMBLY										E				
1.31.1	Visual & Dimensional checks	Visual Dimensional	IS 2500 Pt. 1 AQL=4% Inspection level 1 Lot Size 2 to 90 Sample Size 3 91 to 280 13	BHEL std. TR 20029 F TR10014 F		CMTC	B	K	P	W/Z	-	N	Record Review		
1.31.2	Routine & acceptance tests as per IS 2312 -as applicable	Test	BHEL Std TR10014 F	BHEL std. TR 20029 F TR10014 F/IS - 2312		CMTC	B	K	P	W/Z	-	N	Record Review		
1.31.3	Type test- free air delivery, temp rise, sound level, running at reduced Voltage & IP 55 deg. of protection for terminal box	Test	BHEL Std TR10014 F	BHEL std. TR 20029 F TR10014 F IS - 2312		CMTC	B	K	U	W/Z	-	N	CIP ( Valid type test report to be submitted for MEIL approval if not approved then Type test to be conducted)		
1.32	OIL FORCED AIR FORCED (OFAF) COOLER										E				
1.32.1	Test for casing, oil chamber tube plate, finned tube & fan assembly (routine tests, power consumption and air delivery)	Test	IS 2062, IS 1545, IS 325, IEC 34-1 IEC 34-5, IS 3588	As per BHEL Drg. & relevant IS 2062, IS 1545 IS 12075, IS 325, IEC 34-1, IEC 34-5, IS 3588		CMTC	B	K	P	W/Z	-	N	Record Review		
1.32.2	Out side paint film thickness, paint film adhesion test & visual check of paint shade	Visual Test Dimensional	100%	BHEL Std. TR 10005 P		CMTC	B	K	P	W/Z	-	N	Record Review		
1.32.3	Hydraulic Pressure test, final inspection for Dimensions & Visual check	Test Dimensional	100%	BHEL Drg.		CMTC	B	K	P	W/Z	-	N	Record Review		
1.33	OPTICAL SENSOR, ONLINE DRYING SYSTEM, ONLINE DISSOLVED GAS ANALYSER	Review	As per supplier TC	As per BHEL/ Supplier's		CMTC	B	K	P	W/Z	-	N	Record review		



सुरेश कुमार गुप्ता / S.K. GUPTA  
 उप निदेशक / General Manager  
 TCB

## MANUFACTURING QUALITY PLAN



		BHARAT HEAVY ELECTRICALS LTD. BHOPAL		Item	MQP No.:	Rev. No.	Rev. Date	BHEL W. O. No.: 62007, 62009, 62010, 62011, 62014 & 62015-A-512-01						Page	
		Customer : M/s Megha Engg. Infra Ltd.		Auto Transformer (Up to 765 KV)	QA/TCB/31/744	02 03	25.08.2015							32	
Sl. No.	Components/ Operation & Description or Test	Type of check	Quantum of check/ Sampling with basis	Reference Document for Testing	Acceptance Norms	Format of Records	Applicable Codes						Remarks		
							1	2	3	4	5	6			
SECTION B : IN PROCESS INSPECTION															
2.1	MEGNETIC CORE											E			
2.1.1	Check for CRGO laminations dimensions, burr & edge bow	Visual Measurement	One Sample per Transformer	BHEL Std TR 10141C		CMTC EMTC	B A	K J	U Q	W W	- -	N N	CIP		
2.1.2	Check for CRGO at core building & assembly	Visual & Measurement	100%	BHEL drg.		EMTC	A	J	S	W/Z	-	Y	Record Review		
2.1.3	Isolation test at 2 KV AC for 1 minute between core to yoke frame and yoke bolt to clamp plate / end frame	Electrical	100%	BHEL Std. TR 10129 I		EMTC	A	J	S	W/Z	-	N	Record Review		
2.2	WINDING														
2.2.1	Brazing procedure & Brazer qualification	Review	100%	BHEL Std. BP 0631199, & BHEL Brazing procedure		EMTC	A	J	S	W		Y	Record Review		
2.2.2	Physical checking of drum label.	Visual	IS 2500 Pt. 1 AQL=4% Inspection level 1 Lot Size 2 to 90 Sample Size 3 91 to 280 13	BHEL Spec.		EMTC	A	J	S	W/Z	-	N	Record Review		
2.2.3	Checking for coil mfg. - lead position, lead length, cross over/transposition position, ID, OD, Lateral Depth of Wdg., No. of turns/ sections, lead anchoring, spacer block alignment.	Visual Measurement	100%	BHEL Elec. Spec./ BHEL drg.		EMTC	A	J	S	W	-	N	Record Review		
2.2.4	Coil height	Measurement	100%	BHEL Elec. Spec./ BHEL drg.		EMTC	A	J	S	W	-	N	Record Review		



सुरेश कुमार गुप्ता S. K. GUPTA  
25/08/2015  
108



## MANUFACTURING QUALITY PLAN

 BHARAT HEAVY ELECTRICALS LTD. BHOPAL		Item		MQP No.:	Rev. No.	Rev. Date	BHEL W. O. No.: 62007, 62009, 62010, 62011, 62014 & 62015-A-512-01						Page
Customer : M/s Megha Engg. Infra Ltd.		Auto Transformer (Up to 765 KV)		QA/TCB/31/744	02 03	25.08.2015							33
Sl. No.	Components/ Operation & Description or Test	Type of check	Quantum of check/ Sampling with basis	Reference Document for Testing	Acceptance Norms	Format of Records	Applicable Codes						Remarks
							1	2	3	4	5	6	
2.2.5	Testing of Winding (Tests are done at different stage from 2.2.2 to 2.2.4 as per applicability) - Buzzer test, measurement of resistance (actual test value to be recorded), megger testing, Isolation test, sequence test, ratio test and circulating current test (if reqd.)	Electrical	100%	BHEL Elec. Spec./ Drg./Std. TR 10129 I		EMTC	A	J	S	W	-	Y	CIP
2.2.6	Buckling load test for epoxy strip bonded conductor sample	Test	Buckling load test for GPICC (drying and imprignation process on test samples of GPICC, curing process should be over before expiry of shelf life of GPICC)	with +15%-10% of normal value indicated in BHEL PO/ BHEL Spcn TRE 078		EMTC	A	J	U	W/Z	-	Y	CIP
2.2.7	Manual separation of conductor for cured sample.	Test	1 Sample per size per lot	BHEL Spec		EMTC	A	J	U	W/Z	-	Y	CIP
2.3	CORE AND COIL ASSEMBLY												
2.3.1	Check for assembly of bottom insulation on bottom tank & placement of core in bottom tank, proper alignment of blocks, 2KV for one minute flash test between: Core & yoke bolts, core & end frame, end frame & yoke bolts & end frame & bottom tank.	Visual Electrical	100%	BHEL std. TR 10129 I		EM Records	A	J	S	W	-	N	Record Review
<div><div></div><div><div>सुरेश कुमार गुप्ता / S.K. GUPTA</div><div>उप महाप्रबंधक / Dy. General Manager</div></div></div>													



सुरेश कुमार गुप्ता / S.K. GUPTA  
 उप महाप्रबंधक / Dy. General Manager  
 गुणता आश्वासन वि. की. वि. / Quality Assurance-TCB  
 बी. ई. ई. ए. भवन / BHEL Ltd., BHOPAL


## MANUFACTURING QUALITY PLAN

Bharat Heavy Electricals Ltd. Bhopal		Item	MQP No.:	Rev. No.	Rev. Date	BHEL W. O. No.: 62007, 62009, 62010, 62011, 62014 & 62015-A-512-01						Page	
Customer : M/s Megha Engg. Infra Ltd.		Auto Transformer (Up to 765 KV)	QA/TCB/31/744	02	25.08.2015							34	
Sl. No.	Components/ Operation & Description or Test	Type of check	Quantum of check/ Sampling with basis	Reference Document for Testing	Acceptance Norms	Format of Records	Applicable Codes						Remarks
							1	2	3	4	5	6	
2.3.2	a) Terminal gear mounting, lead position and insulation, electrical connections, 2KV for one minute flash test at post terminal gear stage between : Core & yoke bolts, core & end frame & yoke bolts b) Check for ratio resistance magnetic balance (NA for 1 Ph Trnf.) & magnetizing current tests. 2 KV Isolation test between core & core clamp	Visual Electrical	100%	BHEL std. TR 10129 I BHEL drg.		EMTC	A	J	S	W	-	N	
		Electrical	100%	BHEL std. TR 10129 I		EMTC	A	J	U	W/Z	-	N	CIP
2.3.3	Final inspection of core & coils assy.- Visual check for completeness, cleanliness	Visual	100%	BHEL std. TR 10129 I BHEL drg.		EMTC	A	J	S	W	-	N	Record Review
2.3.4	1st VPD of Active Part (Without tanking)  Vacuum, Temperature, Duration, water extraction rates etc to be monitored	Record Review	100%	BHEL applicable std TR10215P/ TR10218P/TR10266P			A	J	U	W	-	Y	VPD plot (Vapour Pr. Vs time) (temp Vs time) to be submitted (For 765 Kv Only)
	If active part soaked in oil: Oil parameter need to be varified before impregnation Electric strength Water content Resistivity at 90° C Tan delta at 90° C IFT at 27°C	Chemical Electrical	100%	BHEL applicable std TR10215P/ TR10218P/TR10266P			A	J	U	W	-	Y	CIP Oil sampling to be done before MEIL.



सुरेश कुमार गुप्ता / S. K. GUPTA  
 उप महाप्रबंधक / Dy. General Manager  
 गुणता महसुल-निर्माण, Quality Assurance-TCB  
 Bhopal

# MANUFACTURING QUALITY PLAN

		BHARAT HEAVY ELECTRICALS LTD. BHOPAL		Item	MQP No.:	Rev. No.	Rev. Date	BHEL W. O. No.: 62007, 62009, 62010, 62011, 62014 & 62015-A-512-01						Page
		Customer : M/s Megha Engg. Infra Ltd.		Auto Transformer (Up to 765 KV)	QA/TCB/31/744	02 03	25.08.2015							35
Sl. No.	Components/ Operation & Description or Test	Type of check	Quantum of check/ Sampling with basis	Reference Document for Testing	Acceptance Norms	Format of Records	Applicable Codes						Remarks	
							1	2	3	4	5	6		
2.4	TREATMENT PROCESS TANKING AND ASSEMBLY													
2.4.1	Check for tank preparation, cleanliness of tank, serial number of current transformers mounted on end frame/turrets, tanking proper fit in tank & electrical clearances.	Visual Measurement	100%	BHEL drg.		EM Records	A	J	S	W/Z	-	N	Record Review	
2.4.2	Check for drying and impreg- nation (2nd Process) of trans- former, end point if vacuum drying -absolute pressure, job temp. & rate of condensed water.	Mechanical	100%	BHEL std. TR 10215 P TR 10218 P TR 10266 P		EMTC	A	J	U	W/Z	-	Y	CIP (2 nd Drying process plot to be submitted) (For 765 Kv only)	
2.4.3	Check for OIL used for impregnation. Following Oil parameters need to be verified before start of impregnation after 2nd Process. Electric strength Water content Resistivity at 90° C Tan delta at 90° C IFT at 27°C	Chemical Electrical	100%	IS 1866 BHEL Std. TR TR 10215 P TR 10218 P TR 10266 P			A	J	U	W	-	Y	CIP	
2.4.4	Insertion of dummy insulation test block	Test	One sample per Transformer	0.5% moisture max. by weight		EMTC	A	J	U	W	-	N	CIP	




सुरेश कुमार मुन्शी S.K. GUPTA  
उप महाप्रबंधक Dy. General Manager  
गुणता व प्रमाणन विभाग Quality Assurance-TCB  
भारत भारी बिजली, भोपाल BHOPAL





## MANUFACTURING QUALITY PLAN

	BHARAT HEAVY ELECTRICALS LTD. BHOPAL		Item	MQP No.:	Rev. No.	Rev. Date	BHEL W. O. No.: 62007, 62009, 62010, 62011, 62014 & 62015-A-512-01						Page
	Customer : M/s Megha Engg. Infra Ltd.		Auto Transformer (Up to 765 KV)	QA/TCB/31/744	02	25.08.2015							37
Sl. No.	Components/ Operation & Description or Test	Type of check	Quantum of check/ Sampling with basis	Reference Document for Testing	Acceptance Norms	Format of Records	Applicable Codes						Remarks
							1	2	3	4	5	6	

### SECTION : FINAL INSPECTION AND TESTING (All test as per relevant contract need to be ensured)

3.1	<b>ROUTINE TESTS</b> All applicable routine test as per customer approved inspection test schedule	Test	100%	Customer appd. test Schedule / IS 2026		EM TC Records	A	J	U	W/Z	-	Y	CIP (As per apprd test schedule)
3.2	<b>TYPE TESTS &amp; SPECIAL TESTS</b> (All type tests & Special test required as per the contract)	Test	As per customer approved inspection test schedule	As per customer approved inspection test schedule		EMTC	A	J	U	W	-	Y	CIP (As per apprd test schedule)
4	<b>PACKING AND DESPATCH</b> (Visual inspection of Transformer after test before nitrogen filling)	Visual	-	BHEL Drg./ Spec		EMTC	A	J	S	W	-	N	
4.1	Pre-shipment check-Nitrogen gas tightness, proper blanking of all openings, mounting of Nitrogen gas cylinder & regularization of pressure	Visual	Each Transformer	-do-		EMTC	A	J	S	W	-	N	
4.2	Dew Point measurement a) Before Filling b) After Filling c) After 24 hours of filling	Test	Each Transformer	-do-		EMTC	A	J	U	W	-	Y	CIP
							A	J	U	W	-	Y	CIP
							A	J	U	W	-	Y	CIP
4.3	Verification of completeness of accessories	Visual	-do-	-do-		EM Records	A	J	S	W	-	N	
4.4	Check for soundness of packing of accessories and fittings	Visual	-do-	-do-		EM Records	A	J	S	W	-	N	
4.5	Installation of impact Recorder	Visual	-do-	-do-			A	J	S	W	-	N	
4.6	Verification of CIP reference on packing case	Visual	-do-	-do-			A	J	S	W	-	Y	
4.7	Check of paint thickness & adhesion	Visual	-do-	-do-			A	J	U	W	-	Y	CIP
4.8	Check for verification of a) No. of impact recorders b) Desired locations of impact recorders. c) No. of Nitrogen Cylinders.	Visual	-do-	-do-			A	J	U	W	-	Y	CIP



सुरेश कुमार गुप्ता / S.K. GUPTA  
उप निदेशक / Dy. General Manager

MASTER GENERAL ASSEMBLY

BHEL, Bhopal

Transformer Engg. Department

[View MGES Detail](#)

W. O. No. **62007F51222** Year Code: **2012** MGES\_No: **14989904285** MID NO: **406410012**

Customer: **Megha Engg. (Repair)** Rating: **500 MVA, 765/400/33 kV, 1 Ph, Auto Transformer** Prod\_GR: **498** QA\_NO:

Elec. Spec. **601339** Trfr\_SI\_Nos **6007319** No\_Units **1**

Design Group **SHRI PAWAN PRAJAPAT** Elec. DO **SHRI ARUN KUMAR SAHOO** Mech.DO **SHRI SAURABH CHAUHAN** Ent Dt : **8/4/2021 1:15:38 PM**

[>> Engg PI List](#) [>> Engg Status](#) [>> Engg.PI](#) [>> Imported Engg.PI](#) [>> GSOS PI](#) [>> All.PI](#) [>> MBox Shiplist](#) [>> DCA Between Dates](#)

[CTSO](#)[Tap Changer Data](#)Manufacturing Plan : [6007319](#)

## Shipping List :

Sl. No.	Description	Drg. no.	Rev No.	Var. No	Qty	Issue dt.	Choose	Remarks	Trm_dt	Docket
<a href="#">1</a>	<a href="#">CORE AND END FRAME ASSY</a>	<a href="#">04987000002</a>	<a href="#">01</a>	00	1	8/4/2021	Y	ALL INSULATION TO BE CALLED FRESH.		
<a href="#">2</a>	<a href="#">CORE LAMINATION</a>	<a href="#">14987000022</a>	<a href="#">02</a>	00	1	8/4/2021	Y	AS PER MOM		
<a href="#">7</a>	<a href="#">LV WINDING ASSY</a>	<a href="#">14987200009</a>	<a href="#">00</a>	00	1	9/6/2021	Y	LVm winding		
<a href="#">8</a>	<a href="#">HV WINDING ASSY</a>	<a href="#">14987400010</a>	<a href="#">00</a>	00	1	9/6/2021	Y	SERIES winding		
<a href="#">10</a>	<a href="#">TAPPING WINDING ASSY</a>	<a href="#">14987500009</a>	<a href="#">00</a>	00	1	1/8/2022	Y	Regulation wdg.		
<a href="#">12</a>	<a href="#">COMPOSITE WINDING LV + TAP</a>	<a href="#">14987500008</a>	<a href="#">00</a>	00	1	9/6/2021	Y	CmpW-Lws winding		
<a href="#">14</a>	<a href="#">COMMON WINDING</a>	<a href="#">14987300003</a>	<a href="#">00</a>	00	1	9/6/2021	Y	COMMON winding		
<a href="#">15</a>	<a href="#">INSIDE FITTINGS</a>	<a href="#">14988100022</a>	<a href="#">00</a>	00	1	12/20/2021	Y			
<a href="#">17</a>	<a href="#">HV T.G. ASSY</a>	<a href="#">14988200007</a>	<a href="#">00</a>	00	1	1/20/2022	Y	drg. no. was 14988200005		
<a href="#">18</a>	<a href="#">TAPPING T.G. ASSY</a>	<a href="#">14988300005</a>	<a href="#">00</a>	00	1	1/20/2022	Y	14988300002		
<a href="#">21</a>	<a href="#">OUTSIDE SIDE FITTINGS</a>	<a href="#">04981900002</a>	<a href="#">03</a>	00	1	8/4/2021	Y			
<a href="#">22</a>	<a href="#">SET OF GASKET FOR TREATMENT</a>	<a href="#">34985000004</a>	<a href="#">00</a>	02	1	8/4/2021	Y			<a href="#">1</a>
<a href="#">23</a>	<a href="#">SET OF GASKET FOR ERECTION</a>	<a href="#">34985000004</a>	<a href="#">00</a>	01	1	8/4/2021	Y			<a href="#">1</a>
<a href="#">24</a>	<a href="#">SET OF GASKET FOR HEAT RUN</a>	<a href="#">34985000004</a>	<a href="#">00</a>	03	1	8/4/2021	Y			<a href="#">1</a>
<a href="#">29</a>	<a href="#">TOP TANK ASSY</a>	<a href="#">04981600001</a>	<a href="#">06</a>	00	1	8/4/2021	Y			
<a href="#">31</a>	<a href="#">BOTTOM TANK ASSY</a>	<a href="#">04981700001</a>	<a href="#">02</a>	00	1	8/4/2021	Y			
<a href="#">34</a>	<a href="#">HV TURRET ASSY. U PHASE</a>	<a href="#">24982100008</a>	<a href="#">03</a>	00	1	8/4/2021	Y			
<a href="#">38</a>	<a href="#">IV TURRET ASSY. U PHASE</a>	<a href="#">24982400005</a>	<a href="#">05</a>	00	1	8/4/2021	Y			
<a href="#">42</a>	<a href="#">LV TURRET ASSY. U PHASE</a>	<a href="#">24982700003</a>	<a href="#">02</a>	00	2	8/4/2021	Y			
<a href="#">46</a>	<a href="#">LV N. TURRET ASSY.</a>	<a href="#">24983000005</a>	<a href="#">02</a>	00	1	8/4/2021	Y			
<a href="#">51</a>	<a href="#">BLANKING I</a>	<a href="#">34988800022</a>	<a href="#">00</a>	00	1	3/14/2022	Y			
<a href="#">59</a>	<a href="#">BLANKING II</a>	<a href="#">34988800021</a>	<a href="#">00</a>	00	1	8/4/2021	Y			
<a href="#">86</a>	<a href="#">MISC</a>	<a href="#">04980000008</a>	<a href="#">00</a>	0	1	8/28/2021	Y	-		
<a href="#">112</a>	<a href="#">PAINTING DETAILS FOR TANK,E/F ASSY AND ACCESSORIES</a>	<a href="#">TR10005P</a>	<a href="#">21</a>	00	1	8/4/2021	Y	SL. NO. 22 SHADE RAL 7035		