

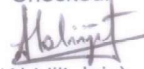






 <b>PRODUCT STANDARD</b> <b>TME DIVISION, BHOPAL</b>	<b>TM 11495 Rev.01</b>																														
	<b>TME/2011</b>	<b>Page 01 of 03</b>																														
<p style="writing-mode: vertical-rl; transform: rotate(180deg);"> <b>COPYRIGHT AND CONFIDENTIAL</b>            The information on this document is the property of BHARAT HEAVY ELECTRICALS LTD.            It must not be used directly or indirectly in any way detrimental to the interest of the company         </p>	<b><u>SPECIFICATION FOR GENERAL STRUCTURAL STEEL FOR COMPONENTS OF 3PHASE TRACTION MOTOR TYPE 6FRA-6068 / 6FXA-7059</u></b>																															
	<p><b>1.0 SCOPE :</b></p> <p><b>1.1</b> The material covered by this specification are required to be used in manufacture of 3-phase Traction Motor type 6FRA-6068 / 6FXA-7059. The material shall comply with this specification instructions in chemical composition, mechanical properties and all other listed requirements.</p> <p><b>2.0 Governing Standard :</b></p> <p><b>2.1</b> The material shall conform to IS: 2062 '92 Grade Fe 410 WB IS:2062-2011, Gr.250BR (Killed) or latest version.</p> <p><b>3.0 Technical Requirement:</b></p> <p><b>3.1 Chemical Composition:</b></p> <p>The chemical composition shall be generally specified in IS:2062 '92 Gr. Fe 410 WB IS:2062-2011, Gr.250BR (Killed) or latest version. The material when supplied shall have the following chemical composition.</p> <table border="1" data-bbox="399 1205 1257 1433"> <thead> <tr> <th></th> <th></th> <th>Variation over the Max. specified limit in %</th> </tr> </thead> <tbody> <tr> <td>C</td> <td>0.22 (Max)</td> <td>0.02</td> </tr> <tr> <td>Mn</td> <td>1.50 (Max)</td> <td>0.05</td> </tr> <tr> <td>P</td> <td>0.045 (Max)</td> <td>0.005</td> </tr> <tr> <td>S</td> <td>0.045 (Max)</td> <td>0.005</td> </tr> <tr> <td>Si</td> <td>0.4 (Max)</td> <td>0.03</td> </tr> </tbody> </table> <p><b>3.2 Mechanical Properties :</b></p> <p><b>3.2.1 Mechanical Properties Test :</b></p> <p>The mechanical properties shall be generally specified in IS:2062 '92 Gr. Fe 410WB IS:2062-2011, Gr.250BR (Killed) or latest version. The material when supplied shall have the following mechanical properties.</p>					Variation over the Max. specified limit in %	C	0.22 (Max)	0.02	Mn	1.50 (Max)	0.05	P	0.045 (Max)	0.005	S	0.045 (Max)	0.005	Si	0.4 (Max)	0.03											
			Variation over the Max. specified limit in %																													
C	0.22 (Max)	0.02																														
Mn	1.50 (Max)	0.05																														
P	0.045 (Max)	0.005																														
S	0.045 (Max)	0.005																														
Si	0.4 (Max)	0.03																														
<table border="1"> <tr> <td data-bbox="331 1711 485 1756">Revision : 01</td> <td data-bbox="485 1711 628 1756">Distribution</td> <td data-bbox="628 1711 708 1756">Qty.</td> <td colspan="3" data-bbox="708 1697 1362 1778">           Approved :             28/07/21            (Manish Verma)         </td> </tr> <tr> <td data-bbox="331 1756 485 1800">Date:</td> <td data-bbox="485 1756 628 1800">TXM</td> <td data-bbox="628 1756 708 1800">1</td> <td data-bbox="708 1756 979 1800">Prepared:</td> <td data-bbox="979 1756 1219 1800">Checked:</td> <td data-bbox="1219 1756 1362 1800">Date</td> </tr> <tr> <td data-bbox="331 1800 485 1845">28/07/2021</td> <td data-bbox="485 1800 628 1845">QMX</td> <td data-bbox="628 1800 708 1845">1</td> <td data-bbox="708 1800 979 1845"></td> <td data-bbox="979 1800 1219 1845"></td> <td data-bbox="1219 1800 1362 1845">28.07.2021</td> </tr> <tr> <td></td> <td data-bbox="485 1845 628 1890">TME</td> <td data-bbox="628 1845 708 1890">1</td> <td data-bbox="708 1845 979 1890">(Abhishek Shukla)</td> <td data-bbox="979 1845 1219 1890">(Abhijit Jain)</td> <td></td> </tr> <tr> <td></td> <td data-bbox="485 1890 628 1935">TSD</td> <td data-bbox="628 1890 708 1935">1</td> <td colspan="3"></td> </tr> </table>			Revision : 01	Distribution	Qty.	Approved :  28/07/21 (Manish Verma)			Date:	TXM	1	Prepared:	Checked:	Date	28/07/2021	QMX	1			28.07.2021		TME	1	(Abhishek Shukla)	(Abhijit Jain)			TSD	1			
Revision : 01	Distribution	Qty.	Approved :  28/07/21 (Manish Verma)																													
Date:	TXM	1	Prepared:	Checked:	Date																											
28/07/2021	QMX	1			28.07.2021																											
	TME	1	(Abhishek Shukla)	(Abhijit Jain)																												
	TSD	1																														

TME/2011

Tensile Strength - 410 N/mm<sup>2</sup> (min)  
Yield Strength - <20mm(t) = 250N/mm<sup>2</sup> (min)  
20-40mm(t) = 240 N/mm<sup>2</sup> (min)  
>40mm(t) = 230 N/mm<sup>2</sup> (min)  
Elongation - 23%  
Impact Strength - 27 J  
Bend test (Internal dia ) – 2t (min)

## 4.0 Test and Test Methods

#### 4.1 Sampling :

The sampling for the tests shall be as follows :


Sl. No.	TESTS	No. of Samples for Test in Prototype Test	No. of Samples for Test in Routine Test
1	Dimension	100% of offered Qty.	20% of offered Qty.
2	Concentricity (If called in drawing)	-do-	-do-
3	Chemical analysis	2 nos. or 4% whichever is more, test piece from test coupon in each heat treatment batch.	2 nos. or 4% whichever is more, test piece from test coupon in each heat treatment batch.
4	Tensile Strength yield strength & Elongation %	-do-	-do-
5	Impact Test	2 nos. or 4% whichever is more, test piece from test coupon in each heat treatment batch.	2 nos. or 4% whichever is more, test piece from test coupon in each heat treatment batch.
6	Bend Test	-do-	-do-

**4.2** Metallurgical test certificate for prototype and bulk supplies shall be from raw material manufacturer (Mill TC) / NABL approved laboratory.

### 4.3 Freedom from defects

**4.3.1** All finished components shall be reasonably free from surface flows, laminations, rough / lagged and imperfect edges and all other harmful defects.

**4.3.2** Minor surface defects may be removed by the manufacturer by grinding provided the thickness is not reduced locally by more than 4% below the minimum specified thickness.

		<b>PRODUCT STANDARD</b> <b>TME DIVISION, BHOPAL</b>	<b>TM 11495 Rev.01</b>
		TME/2011	<b>Page 03 of 03</b>
COPYRIGHT AND CONFIDENTIAL The information on this document is the property of BHARAT HEAVY ELECTRICALS LIMITED It must not be used directly or indirectly in any way detrimental to the interest of the company	<b>5.0 <u>Marking :</u></b>  Each components shall be legibly marked with the following information.  i) Grade of Steel ii) Number of identification mark, by which it can be traced from which metal it was made. iii) Manufacturer's name, Sl. No. and batch No. etc.		
	<b>6.0 <u>Information for tenderer</u></b>  <b>6.1</b> The tenderers shall study carefully the drawing and specifications before they submit their offers.  <b>6.2</b> The tenderers shall note that BHEL do not undertake to supply drawings for jigs and fixtures, tooling's, templates and / or process sheets or any other such details.  <b>7.0 <u>Deviations:</u></b>  While submitting the offer the tenderer shall furnish a list of deviations, if any, from this specification / concerned drawing.  <b>8.0 <u>Packing :</u></b>  <b>8.1</b> The components shall be suitably packed to prevent transit / long storing damage. <b>8.2</b> The components shall coated with antirust varnish / compound after inspection. <b>8.3</b> Varnished components shall be wrapped in polythene paper followed by corrugated paper. <b>8.4</b> The wrapped components shall finally be sealed in the polythene bag. <b>8.5</b> The sealed components shall be finally packed in wooden box filled with saw dust to prevent transit damage of machined surface.  <b>9.0 <u>Ultrasonic Test:</u></b>  Supplier shall use ultrasonic tested plates before manufacturing the tension bars, cross piece and accessory bars. The plates shall be free from any internal harmful defects/ cracks. The test results/ records to be shown to the inspecting authority. However during prototype and routine test, ultrasonic test to be carried out on 100% offered quantity at firm's premises. The cost of such tests to be borne by the suppliers. Firm shall provide all facilities free of cost to the inspecting authority at his works.  <b>10.0 <u>Reference:</u></b>  This specification is equivalent to CLW's specification no. 4TMS.096.055 ALT.-5.		

**SPECIFICATION FOR**  
**GENERAL STRUCTURAL STEEL**  
**FOR COMPONENTS OF 3-PHASE**  
**TRACTION MOTOR TYPE 6FRA-6068 & 6FXA-7059**  
**OF ELECTRIC LOCOMOTIVES**

Specification No. 4TMS.096.055, Rev-1

TRACTION MOTOR DEPARTMENT  
CHITTARANJAN LOCOMOTIVE WORKS  
CHITTARANJAN – 713365  
WEST BENGAL

Approved By

**RAJIV KUMAR  
BARNWAL**

Digitally signed by RAJIV KUMAR BARNWAL  
DN: c=IN, st=West Bengal,  
2.5.4.20=cba287a9c87e6506364c115d125fb2008901067017  
6136431e1c5836c6, postalCode=713331, street=OFFICE OF  
CEE / TM WORKS OFFICE CLW CHITTARANJAN,  
pseudonym=#1033d171571007e88d7151392ec7,  
serialNumber=#46235f2859f4a09f051e44350a6f34164  
f121919847a07078559c9, o=ELECTRICAL, ou=CHITTARANJAN  
LOCOMOTIVE WORKS, cn=RAJIV KUMAR BARNWAL  
Date: 2022.11.10 13:02:44 +05'30'

CEE/TM

Prepared & Checked By

SSE/TMDO

**RAVINDR  
A KUMAR**

Digitally signed by  
RAVINDRA KUMAR  
Date: 2022.09.09  
16:31:22 +05'30'

Reviewed By

Dy.CEE/TMD

**RANJAN  
KUMAR  
PRAMANIK**

Digitally signed by  
RANJAN KUMAR  
PRAMANIK  
Date: 2022.09.09  
17:40:36 +05'30'

Signature Not  
Verified

Digitally signed by  
RAVINDRA KUMAR  
Date: 2022.11.15  
12:46:58 +05'30'  
Reason: IREPS-CRIS  
Location: New Delhi

**AMENDMENT SHEET**

ALT. No.	AUTHORITY	DESCRIPTION	SIGNATURE	DATE

Prepared &amp; Checked By

SSE/TMDO

**RAVINDR  
A KUMAR**

 Digitally signed by  
RAVINDRA KUMAR  
Date: 2022.09.09  
16:32:04 +05'30'

Reviewed By

Dy.CEE/TMD

**RANJAN  
KUMAR  
PRAMANIK**

 Digitally signed by  
RANJAN KUMAR  
PRAMANIK  
Date: 2022.09.09  
17:41:28 +05'30'



**SPECIFICATION FOR GENERAL STRUCTURAL STEEL FOR  
COMPONENTS OF 3-PHASE TRACTION MOTOR TYPE  
6FRA-6068 & 6FXA-7059 OF ELECTRIC LOCOMOTIVES**

**1.0. Scope**

1.1 The material covered by this specification are required to be used in manufacture of 3-Phase Traction Motor type 6FRA-6068/6FXA-7059. The material shall comply with this specification instructions in chemical composition, mechanical properties and all other listed requirements.

**2.0. Governing Standard**

2.1 The material shall conform to IS: 2062-2011, Gr. E250BR (KILLED) or Latest version.

**3.0. Technical Requirement**

**3.1 Chemical composition:** The chemical composition shall be generally specified in IS:2062-2011, Gr. E250BR (KILLED) or Latest version. The material when supplied shall have the following chemical composition:

Constituent	Content (%)	Variation over the maximum specified limit (in %)
C	0.22 (Max.)	0.02
Mn	1.50 (Max.)	0.05
P	0.045 (Max.)	0.005
S	0.045 (Max.)	0.005
Si	0.4 (Max.)	0.03

**3.2 Mechanical properties:**

**3.2.1 Mechanical Properties Test:** The mechanical properties shall be generally specified in IS: 2062-2011, Gr. E250BR (KILLED) or Latest version. The material when supplied shall have the following mechanical properties:

- i) Tensile strength = 410 N/mm<sup>2</sup> (min.)
- ii) Yield strength < 20 mm (T) = 250 N/mm<sup>2</sup> (min.)  
20-40 mm (T) = 240 N/mm<sup>2</sup> (min.)  
> 40 mm (T) = 230 N/mm<sup>2</sup> (min.)
- iii) Elongation = 23%
- iv) Impact strength = 27 J
- v) Bend test (Internal dia.) = 2t (min.)

Prepared & Checked By	<b>RAVINDR A KUMAR</b> Digitally signed by RAVINDRA KUMAR Date: 2022.09.09 16:32:31 +05'30'	Reviewed By	<b>RANJAN KUMAR PRAMANIK</b> Digitally signed by RANJAN KUMAR PRAMANIK Date: 2022.09.09 17:42:24 +05'30'
SSE/TMDO		Dy.CEE/TMD	

#### 4.0. Test and Test Methods

4.1 The following tests to be carried out in presence of inspection authority and values to be recorded.

4.2 **Sampling**: The sampling for the tests on each component shall be as follows:

Sl. No.	Test	No. of samples for test in Prototype test	No. of samples for test in Routine test
1.	Dimension and Tolerance	100% of offered Qty.	20% of offered Qty.
2.	Concentricity	100% of offered Qty.	20% of offered Qty.
3.	Chemical Analysis	2 Nos. or 4% whichever is more, test piece from test coupon in each heat treatment batch.	2 Nos. or 4% whichever is more, test piece from test coupon in each heat treatment batch.
4.	Tensile strength, Yield strength and Elongation %	2 Nos. or 4% whichever is more, test piece from test coupon in each heat treatment batch.	2 Nos. or 4% whichever is more, test piece from test coupon in each heat treatment batch.
5.	Impact test	2 Nos. or 4% whichever is more, test piece from test coupon in each heat treatment batch.	2 Nos. or 4% whichever is more, test piece from test coupon in each heat treatment batch.
6.	Bend test	2 Nos. or 4% whichever is more, test piece from test coupon in each heat treatment batch.	2 Nos. or 4% whichever is more, test piece from test coupon in each heat treatment batch.

#### 4.3 Freedom from Defects

4.3.1 All finished components shall be reasonably free from surface flaws, laminations, rough/lagged and imperfect edges and all other harmful defects.

4.3.2 Minor surface defects may be removed by the manufacturer by grinding provided the thickness is not reduced locally by more than 4% below the minimum specified thickness.

#### 5.0. Inspection

5.1 The successful tenderer shall submit prototype to the competent authority of CLW/Chittaranjan before undertaking bulk production/supply.

5.2 The supplier shall offer prototype for inspection and test at his works with prior intimation to inspecting authority. They shall provide all necessary facilities for inspection and testing at their costs. After the test, if it is considered necessary by the authorised inspecting representative to carry out further additional test or trial of the prototype samples at Chittaranjan, the supplier shall arrange the same by quickest means.

Prepared & Checked By	RAVINDR A KUMAR	Digitally signed by RAVINDRA KUMAR Date: 2022.09.09 16:33:03 +05'30'	Reviewed By	RANJAN KUMAR PRAMANIK	Digitally signed by RANJAN KUMAR PRAMANIK Date: 2022.09.09 17:43:32 +05'30'
SSE/TMDO			Dy.CEE/TMD		

- 5.3 Any shortcoming/defects in the design and workmanship of the equipment shall be pointed out after the test to enable the supplier to incorporate the necessary improvement before bulk supply is commenced without affecting the guaranteed programme and delivery.
- 5.4 Any testing and approval by the purchaser of the design, drawing and prototype shall in no way absolve the supplier of his responsibility under the terms of contract for the items supplied.
- 5.5 The supplier shall not offer any material of service production to the inspecting officer authorised under the contract, until the prototype has been finally approved.
- 5.6 Routine inspection of the items shall be carried out only after the approval of prototype samples by the authorised representative. The manufacturer shall provide all the necessary facilities free of cost for inspection and testing for all tests in accordance with specification.

#### **6.0. Marking**

6.1 Each component shall be legibly marked with the following information:

- i) Grade of Steel.
- ii) Number of Identification mark, by which it can be traced from which metal it was made.
- iii) Manufacturer's name, Sl. No. and Batch No. etc.

#### **7.0. Information for Tenderer**

- 7.1 The tenderers shall study carefully the drawings and specifications before they submit their offers.
- 7.2 The tenderers shall note that CLW do not undertake to supply drawings for jigs and fixtures, toolings, templates and/or process sheets or any other such details. CLW may however, comment/suggest alterations/modifications to the supplier's drawings and methods, if required, during the manufacture, testing/inspection of material and/or use of the material in CLW production.
- 7.3 While submitting the offer, the tenderer shall furnish the following information failing which the offer may not be considered:
- a) List of M&P, test facilities and manufacturing process sheet.
  - b) Details of material offered.
  - c) Quality control system and Quality assurance plan adopted by the tenderer.
  - d) Past performance for similar type of item.
  - e) Tenderers may furnish additional details/information as relevant to establish their capacity to undertake the manufacturing of items covered by this specification.
  - f) Tenderer shall also furnish all the relevant details as asked for in 'BID DOCUMENTS' without fail.

Prepared & Checked By	<b>RAVINDR A KUMAR</b> Digitally signed by RAVINDRA KUMAR Date: 2022.09.09 16:33:21 +05'30'	Reviewed By	<b>RANJAN KUMAR PRAMANIK</b> Digitally signed by RANJAN KUMAR PRAMANIK Date: 2022.09.09 17:44:40 +05'30'
SSE/TMDO		Dy.CEE/TMD	



**8.0. Deviations**

8.1 While submitting the offer, the tenderer shall furnish a list of deviations, if any, from this specification/concerned drawing. Even if tenderer has no particular deviation in their offer, a 'NIL' statement shall be submitted.

**9.0. Packing**

9.1 The components shall be suitably packed to prevent transit/long storing damage.

9.2 The components shall be coated with antirust varnish/compound after inspection.

9.3 Varnished components shall be wrapped in polythene paper followed by corrugated paper.

9.4 The wrapped components shall finally be sealed in thick polythene bag.

9.5 The sealed components shall be finally packed in wooden box filled with saw dust to prevent transit damage of machined surface.

**10.0.** Clause-wise comments have to be furnished by the tenderer. Vague comments like noted and understood are not acceptable. Compliance have to be clearly stated, otherwise CLW reserves the right to reject the offer.

**11.0.** Metallurgical testing for prototype supplies shall be carried out by Dy.CC&M/CLW/CRJ or NABL approved laboratory for which sample to be drawn, stamped and sealed by authorised representative of Dy.CEE/TMD/CLW/CRJ and for bulk supplies, metallurgical test shall be done by Dy.CC&M/CLW/CRJ or NABL approved laboratory, to be witnessed by authorised representative of CLW Zonal Inspection Cell.

**12.0. Ultrasonic Test:** Supplier shall use Ultrasonically tested plates before manufacturing the Tension Bars, Cross Piece and Accessory Bars. The plates shall be free from any internal harmful defects/cracks. The test results/records to be shown to the inspecting authority. However, during prototype and routine test, Ultrasonic test to be carried out on 100% offered quantity at firm's premises. The cost of such tests to be borne by the suppliers. Firm shall provide all facilities free of cost to the inspecting authority at his works.

Prepared & Checked By	<b>RAVINDR</b>	Digitally signed by RAVINDRA KUMAR Date: 2022.09.09 16:33:47 +05'30'	Reviewed By	<b>RANJAN</b>	Digitally signed by RANJAN KUMAR PRAMANIK Date: 2022.09.09 17:45:56 +05'30'
SSE/TMDO	<b>A KUMAR</b>		Dy.CEE/TMD	<b>KUMAR</b>	<b>PRAMANIK</b>