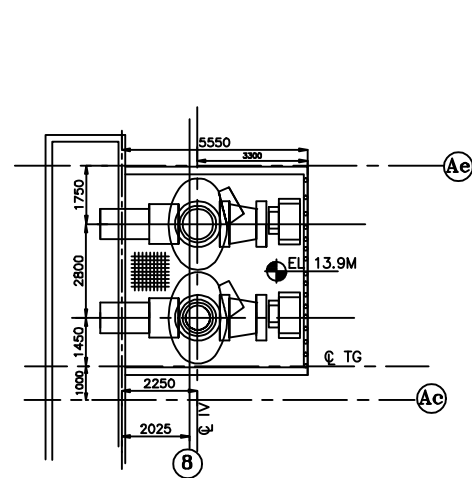
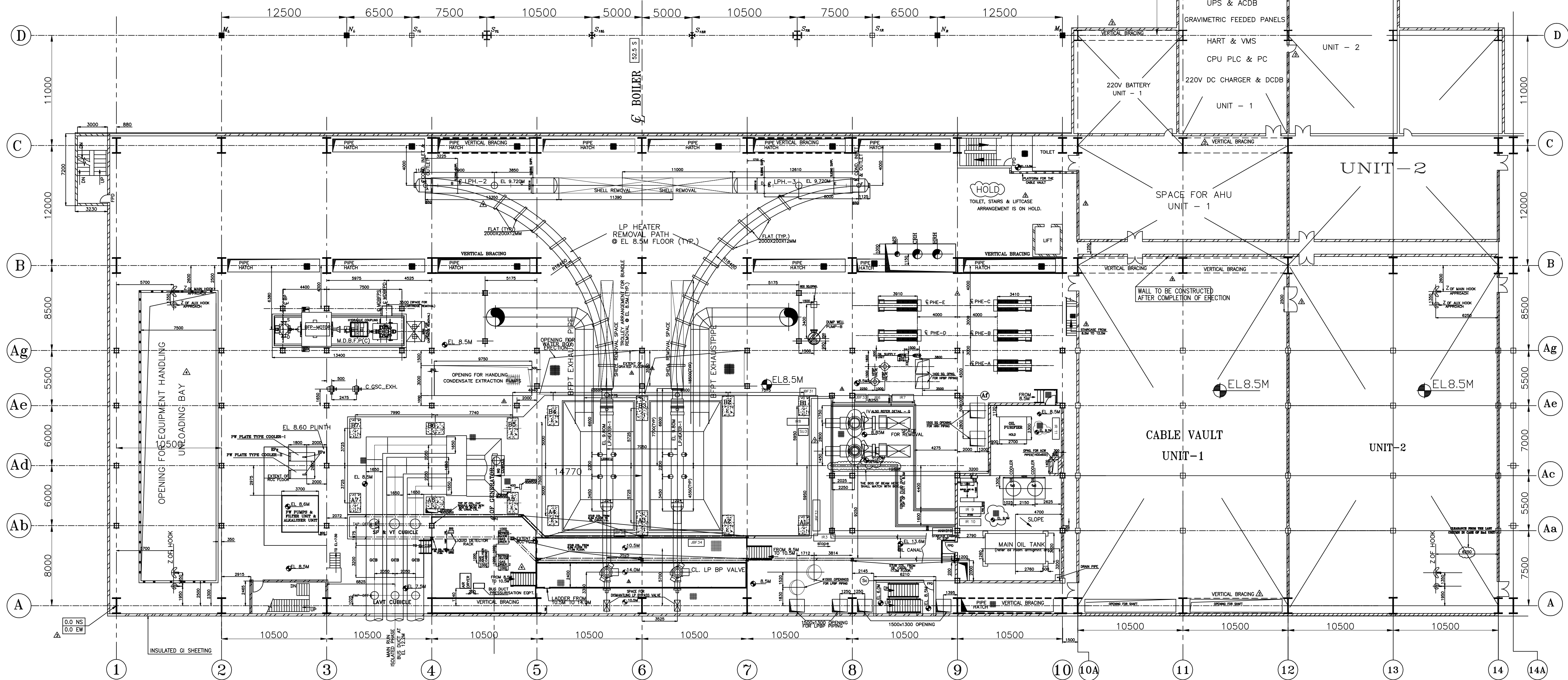


LEGEND:

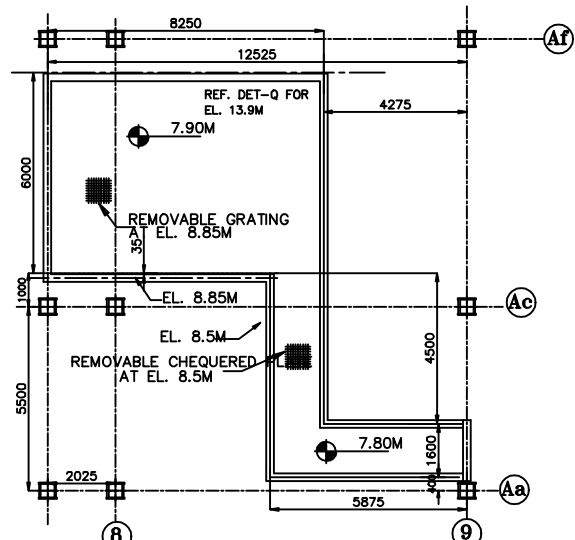
- CHEQUERED PLATE FLOORING
- REMOVABLE CHEQUERED PLATE
- GRATED FLOORING
- REMOVABLE GRATING
- CONCRETE BLOCK
- CUT OUTS
- HAND RAILING
- PARAPET WALL
- BRICK WALL

REFERENCE DRGS.:-

- 1) MAIN PLANT EQUIPMENT LAYOUT
 - 2) T.G. EQUIPMENT PLAN AT 0.0M
 - 3) T.G. EQUIPMENT PLAN AT 8.5M
 - 4) T.G. EQUIPMENT PLAN AT 17.0M
 - 5) T.G. EQUIPMENT PLAN AT 24.0M, 27.5M, 32.0M, 36.0M
 - 6) GA OF BOILER SECTIONAL SIDE ELEVATION
 - 7) GA OF MD BFP
 - 8) LP HEATER # 1
 - 9) LP HEATER # 2
 - 10) LP HEATER # 3
 - 11) LP BYPASS VALVE ARRGMT.
 - 12) SV DISCHARGE FLASH TANK
 - 13) OIL ROOM ARRGMT.
 - 14) PW COOLER UNIT
 - 15) VALVE ROOM ARRGMT.
 - 16) CRITICAL COMPOSITE IN BOILER AREA & CD BAY (BELOW 33.0 M)
- PE-DG-339-100-M002
PE-DG-339-100-M003
PE-DG-339-100-M005
PE-DG-339-100-M006
PE-DG-339-100-M007
- 01621870100C167
0-13100-Q7002
0-13100-Q7010
0-13100-Q7006 & 7007



DETAILS - Q
DETAILS OF VALVE ROOM AT EL. 13.9M
(FOR MORE DETAILS REFER HARIDWAR DRAWING)



DETAIL - R
DETAILS OF VALVE ROOM AT EL. 7.9M
(FOR MORE DETAILS REFER HARIDWAR DRAWING)

NOTES:-

1. ALL ELEVATIONS ARE MARKED w.r.t. S. HALL FINISHED FLOOR LEVEL AS ± 0.0 M WHICH CORRESPONDS TO EL. 229.8M ABOVE MSL.
2. ALL DIMENSIONS ARE IN MM AND ELEVATIONS IN METRES UNLESS STATED OTHERWISE.
3. LOADING DATA FOR INTERCEPTOR VALVE ROOM HAS BEEN SHOWN AT OPER. FLOOR DRWG (17.0M). AND FOR MORE DETAILS REFER RESP. HARIDWAR DRAWING AS MENTIONED IN THE REF DRG LIST.
4. 200X12MM FLATS TO BE PROVIDED FOR LP HEATER HANDLING. APPROPRIATE NO. OF FLATS OF 2M LENGTH TO BE EQUALLY SPACED FOR EACH HTR.

REV	DATE	ALTD	CHD	APPD	REV	DATE	ALTD	CHD	APPD	REV	DATE	ALTD	CHD	APPD
01	17.05.10	SD	RM	SKA	02	02.12.09	SD	RM	SKA	03	19.09.09	SD	RM	SKA
1. DRAWING GENERALLY REVISED & REVISION IS MARKED AS Δ														
1. REVISED IN LINE WITH CUSTOMER COMMENTS RECEIVED VIDE TRANSMITTAL NO. KWPCL-I/MP/BHEL/09/1126-2														
2. REVISION MARKED AS Δ														
01 REVISED AS PER HARIDWAR & OTHER COMMENTS RECEIVED VIDE TRANSMITTAL NO. KWPCL-I/MP/BHEL/09/1126-2														
02 REVISED AS PER HARIDWAR & OTHER COMMENTS RECEIVED VIDE TRANSMITTAL NO. KWPCL-I/MP/BHEL/09/1126-2														

JOB NO.		339									
STATUS		CONTRACT									
DISTRIBUTION											
TO											
No. OFF											
APPD	REV	DATE	ALTD	CHD	APPD						
SKA	01	17.08.09	RK	RM	SKA						
ER	1.	DGD. REVISED AS PER KWP/KL COMMENT									
ENTS.		/USE LETTER No 317083002/R/KWP/KL /									
		/137 DTD. 31/07/09									

CUSTOMER	KORBA WEST POWER COMPANY LIMITED.
CONSULTANT	FICHTNER FICHTNER INDIA Consulting Engineers (India) Private Limited CHENNAI, MUMBAI, BANGALORE
PROJECT	1x 600 MW KWPCL RAIGARH PROJECT CHHATTISGARH
DEPT.	POWER SECTOR
DESIGNER	CHD Richard M
APPROVED	APPR SKAnand
DATE	01/08/09
SCALE	1:150
DRAWING NO.	PE-DG-339-100-M005
SHEET 01 OF 01	REV 04

COPY RIGHT AND CONFIDENTIAL. THIS DRAWING IS THE PROPERTY OF FICHTNER INDIA. IT IS NOT TO BE USED FOR ANY OTHER PROJECT WITHOUT THE WRITTEN PERMISSION OF FICHTNER INDIA.

COMPUTER FILE NAME: PE-DG-339-100-M005R4

SIZE-A0