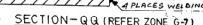
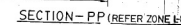
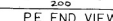
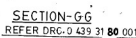
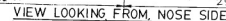


| Q. | DESCRIPTION |
|----|-------------|
|----|-------------|

TEMPLATE TO CHECK TOP GEAR
CASE LUG FITMENT DIMENSION



1. FOR OTHER VIEWS & SECTIONS REFER DRG NO. 0 430 31 60 001 & 2 0 430 31 20 003.
2. TOLERANCES ON UNIDENTIFIED CAST DIMENSIONS SHOULD BE AS PER IS 1957 LARGES & UNLESS OTHERWISE SPECIFIED.
3. FIT & NOT HARDENED DISCS ARE CRITICAL TO QUALITY (GTD) & I.D. NO. OF STD DIMS ARE INSCRIBED IN (GTD) & (GTD).
4. BPO CODE FOR MACHINING OF MAGNET FRAME IS 0P 1777024.
5. MACHINE TO 136.5 - 139.5 IF THIS FACE IS AT DISTANCE LESS THAN 196.5 FROM C/L.
6. MACHINE TO R97 IF THIS FACE IS AT A DISTANCE LESS THAN 97 MM FROM AXLE C/L.

| | | |
|-----------------------|------|---------------|
| TITLE | CARD | DRAWING NO. |
| MAGNET FRAME FINISHED | CODE | 2 120 21 00 b |

EXTERNAL & SECTIONAL VIEWS