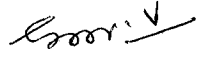





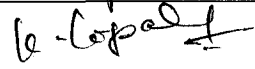




Procedure for Surface Preparation and Painting

Doc. No	PRQA: 590
Rev	01
Date	02 02 08
Page NO	1 of 12

Procedure for Surface preparation and Painting

Prepared By	V SUNDARAM SEF/QA	
--------------------	-------------------	---

Reviewed By	B SRINIVASA RAO DGM/QA	
	S RAGHUNATHAN SM/EDC/APH	
	P JAYAKANTH DGM/EDC/AQCS	
	K GOPALASAMY SDGM /EDC/FANS	
	P RAVIKUMAR DGM/ EDC /G&D AND DP	

Approved By	H ANANTHANARAYANAN AGM/QA&OLI	
--------------------	-------------------------------	---



Procedure for Surface Preparation and Painting

Doc. No	PRQA: 590
Rev	01
Date	02 02 08
Page NO	2 of 12

Record of revision

Rev No.	Effective Date	Details of revision
00	10 10 02	RP0674199 Rev 05 requirements and PRQA 590 rev 12 requirements were fully reviewed and this document is released as Rev 00 taking care of painting requirements of BAP projects. For project specific painting schemes respective CIS or contract specific painting schemes to be referred.
01	22 05 07	Painting requirement are fully reviewed. Red oxide Zinc chromate for primer application (IS 2074) is corrected as Red oxide Zinc phosphate primer (IS 12744) and also number coats & DFT corrected.



Procedure for Surface Preparation and Painting

Doc. No	PRQA: 590
Rev	01
Date	02 02 08
Page NO	3 of 12

1.0 SCOPE

- 1.1. This procedure specifies requirements for surface preparation and painting and coating, for APH, Fan, ESP, Gates & Dampers and Chimney. (For WEG and Desalination, please refer PRQA: 518/Latest and PRQA: 526/Latest respectively).
- 1.2. Section I deals with surface preparation schedule and section II deals with painting and coating.
- 1.3. Special contractual requirements, if any, will be indicated through a separate contract specific documents with customer approval, when required. The linkage will be provided in the CQR issued by QA.

2.0 GENERAL

- 2.1 This procedure specifies painting requirements to provide adequate protection up to one year in open yard at site.
- 2.2 No painting shall be applied on the stainless steel, galvanized and any plated surfaces. For estimation of requirements of painting, the approximate area of coverage on non-absorbing surface is as given below: -

SL. No.	Generic nature of paint	Theoretical covering area (Sq.M/litre)	DFT /Coat (Min)	Shade
1	Red oxide zinc phosphate primer to IS 12744	10	30	Red oxide
2	Synthetic enamel paint to IS 2932	10	20	Smoke grey
3	Heat resistant aluminum paint to IS 13183	10	20	Aluminium

- 2.3 For bought out items, the painting scheme shall be as per purchase specification. If this is not specified in purchase specification, the following is the minimum requirement
 - a) Primer: One coat of red oxide zinc Phosphate primer to IS 12744- DFT 30 microns
 - b) Finish: Two coats of synthetic enamel to IS 2932 smoke grey shade No.692 of IS 5. -DFT 20 microns per coat

Section -I

3.0 SURFACE PREPARATION REQUIREMENTS FOR PAINTING AND COATING

- 3.1. The effectiveness and duration of the protection provided by organic, inorganic and metallic coatings for corrosion protection depends among other things decisively on proper surface preparation. This section deals with the methods of surface preparation, their effectiveness and fields of application.
- 3.2. This section largely based on ISO 8501 - 1: 1988 that in turn is based on the Swedish standard SS 05 59 00.



Procedure for Surface Preparation and Painting

Doc. No **PRQA: 590**

Rev **01**

Date **02 02 08**

Page NO **4 of 12**

3.3. SURFACE PREPARATION METHODS

3.3.1. Surface preparation depends on initial condition of uncoated surfaces. The details of rust level, rust removal methods and characteristics surfaces are given in table 1.0.

3.4. DEFINITIONS AND METHODS OF CLEANING

3.5. CLEANLINESS OF SURFACES.

3.5.1. Cleaning requirements and levels of cleanliness, contaminants such as dirt, oil that will interfere with the adhesion or effectiveness of the proposed coating must be removed. Coats of materials related to the metal (scale, rust) and coats of different materials (e.g. existing coating) should be removed until the agreed level of cleanliness is attained.

3.5.2. Contaminants/coats, both of related material and of materials different from the metal may be removed in one operation if the nature, level and thickness permit this. The required level of cleanliness depends on

- The corrosion protection system selected
- The type of corrosion exposure expected
- The initial condition of the surface being prepared
- The possible rust removal method
- Economic considerations

3.5.3. Generally, the standard levels of cleanliness as in table 1.0 should be used as a basis. This does not cover the removal of weld spatter, weld or flame cutting slag or chips, repair grinding of rolling defects (laminations) deburring and similar operations.

3.6. MECHANICAL METHODS OF REMOVING RUST

3.6.1. Manual rust removal:

3.6.1.1. This applies to standard levels of cleanliness St 2, St3 as per table 1.0 manual cleaning uses wire brush, stripping knife, Swedish scraper, rust removing hammer etc., The method must not damage the metal being derusted. Subsequent cleaning by sweeping or brushing off or by blowing off with dry air.

3.6.2. Mechanical rust removal:

3.6.2.1. This applies to standard levels of cleanliness St2, St3 as per table 1.0 cleaning can be done by mechanically driven rust removing tools viz., rotating wire brush, impact piston devices or rotary descalers, sanding discs etc. The surface areas where the power driven tool cannot enter, manual cleaning should be done. The method must not damage the metal being derusted. Subsequent cleaning by sweeping or brushing off or blowing off with dry air.

3.6.3. Blast cleaning

3.6.3.1. This applies to standard levels of cleanliness Sa 1, Sa 2½, Sa 3 as per table- 1.0. Chemically contaminated surfaces must be pre-washed. Surfaces having coarse rust must be pre-cleaned with impact tools prior to blast cleaning.

3.6.3.2. Compressed air blasting is generally recommended for our operations. It is a freely directed air blasting in blasting cubicles, Rooms or sheds with re-circulation of blasting abrasives.



Procedure for Surface Preparation and Painting

Doc. No	PRQA: 590
Rev	01
Date	02 02 08
Page NO	5 of 12

3.6.4. REMOVAL OF CONTAMINANTS/COATS OF MATERIAL DIFFERENT FROM THE METAL

3.6.4.1. Surface of metal contaminated with cutting fluid (machine coolant) oil or grease shall be wiped with mineral turpentine/tri-chloroethylene prior to applying any methods of mechanical surface preparation.

3.6.4.2. If any old paint film or rust preventive films are present they may be removed with paint removing jelly.

3.6.4.3. As far as possible the cleaning method should be so chosen that all the scale is removed from the metallic surface to be coated. For heavily scaled metallic surfaces either blasting or pickling may be adopted over and above the requirements called for in the table 1.0.

3.6.5. NOTES TO TABLE 1.0

3.6.5.1. Initial condition of uncoated surfaces (rust grade as per SS 05 59 00)

- a) Steel surface largely covered with adhering mill scale but little, if any rust.
- b) Steel surface, which has begun to rust, and from which the mill scale has begun to flake.
- c) Steel surface on which the mill scale has rusted away or from which it can be scrapped, but with slight pitting visible under normal vision.
- d) Steel surface on which the mill scale has rusted away and on which general pitting is visible under normal vision.

3.6.5.2. Standard level of cleanliness equivalent to steel structures painting council of US (SSPC) also given in brackets in table 1.0.

Table 1.0

Standard level of cleanliness	Rust removal method	Initial condition of steel surfaces (Uncoated ref.4.5)	Essential Characteristics of the prepared steel surface
St 2 (SSPC-SP 2)	Thorough hand and power tool cleaning	B, C, D	When viewed without magnification, the surface shall be free from visible oil, grease and dirt, and from poorly adhering mill scale, rust coatings and foreign matter.
St 3 (SSPC SP 3)	Very Thorough hand and power tool cleaning	B, C, D	As for St 2, but the surface shall be treated much more thoroughly to give a metallic sheen arising from the metallic substrate.
Sa 1 (SSPC SP 7)	Light blast cleaning	B, C, D	When viewed without magnification, the surface shall be free from visible oil, great and dirt, and from poorly adhering mill scale, rust, paint coatings and foreign matter.
Sa 2 (SSPC SP 6)	Thorough blast cleaning	B, C, D	When viewed without magnification, the surface shall be free from visible oil, grease and dirt, and from most of the mill scale, rust, paint coatings and foreign matter. Any residual contamination shall be firmly adhering.



Ranipet

Procedure for Surface Preparation and Painting

Doc. No	PRQA: 590
Rev	01
Date	02 02 08
Page NO	6 of 12

Standard level of cleanliness	Rust removal method	Initial condition of steel surfaces (Uncoated ef.4.5)	Essential Characteristics of the prepared steel surface
Sa 2 ½ (SSPC SP 10)	Very Through blast cleaning	B, C, D	When viewed without magnification, the surface shall be free from visible oil, grease and dirt, and from the mill scale, rust, paint coatings, and foreign matter. Any remaining traces of contaminations shall show only as slight stains in the form of spots or stripes
Sa 3 (SSPC SP 5)	Blast cleaning to visually clean steel.	A,B, C, D	When viewed without magnification, the surface shall be free from visible oil, grease and dirt, and from mill scale, rust, paint coatings and foreign matter. It shall have a uniform metallic colour.

 BHEL Ranipet	Procedure for Surface Preparation and Painting		Doc. No	PRQA: 590
			Rev	01
			Date	02 02 08
			Page NO	7 of 12

Section -II

4.0 SCHEDULE OF PAINTING AND COATING:

Table 2.0

Sl.No.	Component/PGMA	Surface preparation	Primer	DFT in µm (Min)	Finish	DFT in µm (Min)	Total DFT (Min)
1.0	Regenerative Air Pre-Heaters						
1.0.1	Heating element baskets (without elements) 52 010, 024, 025	Power tool cleaning to ST-3 (SSPC SP3)	One coat of red oxide zinc phosphate primer to IS 12744 (varnish medium alkyl)	30	NIL	--	30
1.0.2	Heating elements (with elements) 52 010, 024, 025	--	(*) Temporary rust preventive oil non dry type (Dipping)	--	NIL	--	--
1.0.3	Rotor post assembly machined items of (52 011), Pin rack assembly (52 012) seals (52 013,054,055), sector plates (52 041,042) and machined components of APH.	--	(**) Temporary rust preventive oil Dry type	20	NIL	--	20
1.0.4	Components in flue gas path and insulated Rotor post assy (52 011), T bars (52 013), Rotor housing assy. (52 030), Hot and cold connecting plate assy. (52 041,042),	Power tool cleaning to ST-3 (SSPC SP3)	Two coats of red oxide zinc phosphate primer to IS 12744 (varnish medium alkyl)	60	NIL	NIL	60

(*) Specification as per PRQA 522/Rev 00

(**) Specification as per PRQA 523/Rev 00

Issued by: Quality Assurance Dept BHEL Ranipet.



Ranipet

Procedure for Surface Preparation and Painting

Doc. No	PROQA: 590
Rev	01
Date	02 02 08
Page NO	8 of 12

Sl.No.	Component/PGMA	Surface preparation	Primer	DFT in µm (Min)	Finish	DFT in µm (Min)	Total DFT (Min)
--------	----------------	---------------------	--------	-----------------	--------	-----------------	-----------------

1.0.5	Components exposed to Atmosphere Rotor drive assy (52 100), Access door (52 210, Air seal piping (52 211), observation port other than glass part (52 212), Rotor stoppage alarm other than aluminum (52 217), Loose items of Air receiver (52 220), Guide bearing assy (52 261), Support bearing assy (52 262), Oil piping GB, SB (52 271,272) oil circulation unit (52 274), Deluge and wash pipe assy. (52 301,302,401,402) Cleaning device assy (52 325, 326), Cleaning device drive (52 329,429), Thermo couple pipe assy. Other than SS (52 360)	Power tool cleaning to ST-3 (SSPC SP3)	One coat of red oxide zinc phosphate primer to IS 12744 (varnish medium alkyl)	30	Two coats of synthetic enamel paint to IS 2932 shade 692 of IS 5 unless specified otherwise.	40	70
-------	--	--	--	----	--	----	----

2.0 TUBULAR AIRPREHEATER							
2.1	Side walls (external surfaces and internal surfaces).	Power tool cleaning to ST-3 (SSPC SP3)	Two coats of red oxide zinc phosphate primer to IS 12744 (varnish medium alkyl)	60	--	--	60
2.2	Machined surfaces, tubes of TAPH, Tube plates and intermediate plates	---	(**) Temporary rust preventive oil Dry type	20	NIL	NIL	20

Issued by: Quality Assurance Dept BHEL Ranipet.



Ranipet

Procedure for Surface Preparation and Painting

Doc. No	PRQA: 590
Rev	01
Date	02 02 08
Page NO	9 of 12

Sl.No.	Component/PGMA	Surface preparation	Primer	DFT in μ m (Min)	Finish	DFT in μ m (Min)	Total DFT (Min)
--------	----------------	---------------------	--------	----------------------	--------	----------------------	-----------------

3.0	Fans						
3.1	Foundation materials 55 0XX, 56 0XX	Power tool cleaning to ST-3 (SSPC SP3)	Temporary Rust preventive	20	--	--	20
3.2	Components exposed to atmosphere a) Bearing Pedestals, Base frame, Servomotor assy, shaft with Bearing assy, OGV, IGV (55-1XX,55-2XX 55-3XX). b) Bearing Pedestals, Base frame, Shaft with bearing assy, RVC, IGV, Support for Seal, shaft protecting tube, Spiral casing (if no insulation is applicable), Damper (56-1XX, 56-2XX 56-3XX, 56-4XX) c) Coupling guard (56-8XX, 55-8XX). Tools (56-000,55-000)	Power tool cleaning to ST-3 (SSPC SP3)	One coat of red oxide zinc phosphate primer to IS 12744 (varnish medium alkyl/d)	30	Two coats of synthetic enamel paint to IS 2932 shade 692 of IS 5 unless specified otherwise.	40	70
3.3	Components in AIR/GAS and under insulation a) Suction chamber, diffuser, housing, OGV, impeller (55-1XX, 55-2XX, 55-3XX), b) Spiral casing, damper, IGV, RVC, impeller, shaft (56-1XX, 56-2XX, 56-3XX 56-4XX). c) Silencer (56-9XX, 55-9XX)	Power tool cleaning to ST-3 (SSPC SP3)	Two coats of red oxide zinc phosphate primer to IS 12744 (varnish medium alkyl/d)	60	NIL	NIL	60
3.4	Journal area Of shaft (55-1XX, 56-1XX, 55-2XX, 56-2XX, 55-3XX, 56-3XX 56 4XX						
3.5	All machined surfaces shall be applied with rust preventive.						
			Refer PRQA 341 / Latest				

Issued by: Quality Assurance Dept BHEL Ranipet.



Ranipet

Procedure for Surface Preparation and Painting

Doc. No	PRQA: 590
Rev	01
Date	02 02 08
Page NO	10 of 12

Sl.No.	Component/P/GMA	Surface preparation	Primer	DFT in μm (Min)	Finish	DFT in μm (Min)	Total DFT (Min)
--------	-----------------	---------------------	--------	----------------------------	--------	----------------------------	-----------------

4.0	Electro static precipitator						
4.1	GD drive Arrangement (7X X10), Drive arrangement for emitting system (7X X17), Inspection doors (7X X23), Drive arrangement for CE rapping (7X X26), Outer roof (7X X42), ESP pent House (7X X55), ESP test equipment (7X X61) Water washing system (7X X66) Tools and tackles (7X 996), Lifting beam (7X X20), Columns (7X X81) Hopper approach platform (7X X 65), Stringer and Guard plates (7X 610).	Power tool cleaning to ST-3 (SSPC SP3)	One coat of red oxide zinc phosphate primer to IS 12744 (Varnish medium alkyd)	30	Two coats of synthetic enamel paint to IS 2932 shade 692 of IS 5 unless specified otherwise.	40	70

4.2	Insulator Housing assy.(7X X06), Gas distribution assy.(7X X08),GD rapping mechanism(7X X09), Gas screening (7X X11), Emitting system suspension (7X X13), Emitting electrode rapping (7X X16), Suspension arrangement for CE (7X X19), Frame of Emitting system Top & Bottom and Middle.(7X X21,X22,X32),Shock bars(7X X24), CE Rapping mechanism (7X X25), Ridges(7X X43), Hopper upper and Lower & Middle part (7X X44, X45),Insulator support panel (7X X46), Roof panel assy. (7X X47), Casing structure (7X X28, X48), Casing shell (7X X49), ESP Funnel (7X X50), Splitter&Guidevane (7X X57)	Power tool cleaning to ST-3 (SSPC SP3)	Two coats of red oxide zinc phosphate primer to IS 12744 (Varnish medium alkyd)	60	NIL	--	60
-----	--	--	---	----	-----	----	----

Issued by: Quality Assurance Dept BHEL Ranipet.



Procedure for Surface Preparation and Painting

Doc. No	PRQA: 590
Rev	01
Date	02 02 08
Page NO	11 of 12

Sl.No.	Component/PGMA	Surface preparation	Primer	DFT in µm (Min)	Finish	DFT in µm (Min)	Total DFT (Min)
4.3	Hand rails, post, step treads, Floor grills (89 610,611,7X X65)	Power tool cleaning to ST-3 (SSPC SP3) *	One coat of red oxide zinc phosphate primer to IS 12744 (varnish medium alkyl)	30	Two coats of synthetic enamel paint to IS 2932 black shade	40	70
4.4	EE (7X X15)EE hook, EE suspension hook (7X X13), CE (7X X20)CE, CE suspension hook (7X X19), Foundation material foe ESP structures& ducts (7X X80).	--	(**) Temporary rust preventive oil Dry type	20	--	--	20

5.0 Gates and Dampers							
5.1	Gates and dampers temperature ≤ 95°C (57 XXX)	Power tool cleaning to ST-3 (SSPC SP3)	One coat of red oxide zinc phosphate primer to IS 12744 (varnish medium alkyl)	30	Two coats of synthetic enamel paint to IS 2932 shade 692 of IS 5 unless specified otherwise.	40	70
5.2	Gates and dampers temperature > 95°C (57 XXX)	Power tool cleaning to ST-3 (SSPC SP3)	Two coats of red oxide zinc phosphate primer to IS 12744 (varnish medium alkyl)	60	NIL	--	60
5.3	Gate blades, Machined components of G&D	---	(**) Temporary rust preventive oil Dry type	20	NIL	NIL	20

6.0 Chimney							
6.1	Foundation bolt (87 010)	Power tool cleaning to ST-3 (SSPC SP3)	(**) Temporary Rust preventive	20	--	--	20
6.2	Shells-Inside and Un insulated side, base plate (87 100),	Blast Cleaning to Sa 2 ½ (Near white metal with Surface profile 35 - 50 µm)	Two coats of Heat resistant aluminum paint as per IS 13183 (GR I -Up to 600°C,GR II 200°C to 400°C,GR III Up to 200°C)	40	NIL	--	40
6.3	Ducts un insulated, Strakes, (87 150), Painter trolley (87 200)	Power tool cleaning to ST-3 (SSPC SP3)	Two coats of Heat resistant aluminum paint as per IS 13183 (GR I -Up to 600°C,GR II 200°C to 400°C,GR III Up to 200°C)	40	NIL	--	40

Issued by: Quality Assurance Dept BHEL Ranipet.



Ranipet

Procedure for Surface Preparation and Painting

Doc. No	PROA: 590
Rev	01
Date	02 02 08
Page NO	12 of 12

Sl. No.	Component/PGMA	Surface preparation	Primer	DFT in μm (Min)	Finish	DFT in μm (Min)	Total DFT (Min)
---------	----------------	---------------------	--------	----------------------------	--------	----------------------------	-----------------

6.4	Shells -out side insulated (87 100), Ducts- Insulated (87 150)	Power tool cleaning to ST-3 (SSPC SP3)	Two coats of red oxide zinc phosphate primer to IS 12744 (varnish medium alkyl).	60	--	--	60
6.5	Ladders, Hand rails, floor grills, platforms (87 300)	Power tool cleaning to ST-3 (SSPC SP3)	One coat of red oxide zinc phosphate primer to IS 12744 (varnish medium alkyl)	30	Two coats of synthetic enamel paint to IS 2932 black shade	40	70

7.0 Products meant for overseas application							
7.1	Internal and External parts of APH, ESP, Fan and Gates and Damper	Blast Cleaning to Sa 2 1/2 (Near white metal with Surface profile 35 - 50 μm)	Epoxy red oxide zinc phosphate primer to IS 13238	30	Epoxy polyamide cured paint to IS 14209	30	60

Note: All components covered under different PGMAs are to be painted. In case any component is left out, the same shall be deemed to be included under relevant section.

Issued by: Quality Assurance Dept BHEL Ranipet.