FIRST ANGLE PROJECTION

(ALL DIMENSIONS ARE IN mm)

DRG. NO. 3 473 70 5 0017

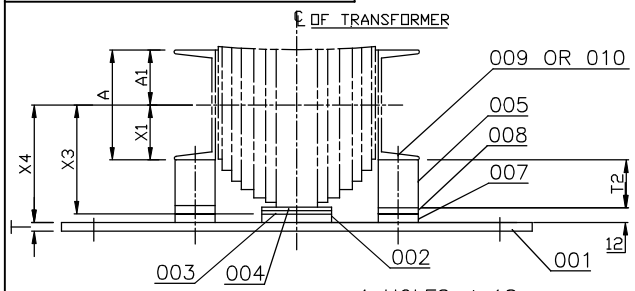

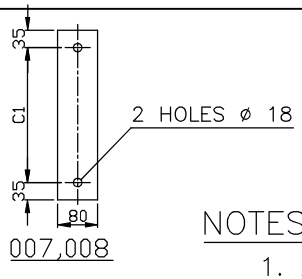

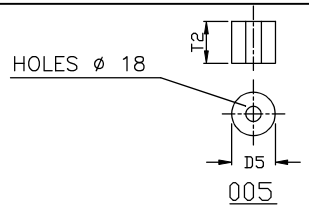

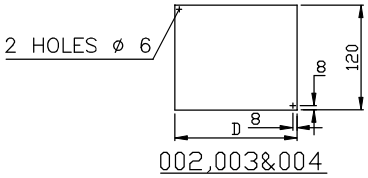

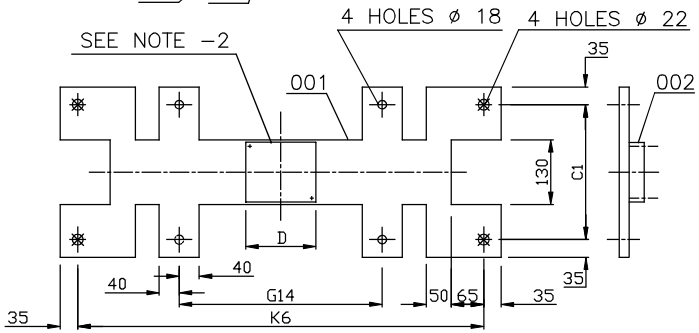

NOTES:-

1. ALL NOTES AS PER END FRAME ASSY,
2. ITEMS NOS. 003 & 004 TO BE SCREWED ON IT. 002 WITH IT. 006
3. FOR BOM REFER E-BOM NO. 34737050017

A, A1 & X1 = AS PER DESIGN REQT.

C1 = 170 FOR 100 ø ROLLER
220 FOR 150 ø ROLLER
270 FOR 200 ø ROLLER

D = 2 X MAX PACKET THICKNESS + 40

D5 = 50 ø UP TO 3200 KVA & 80 ø ABOVE 3200 KVA

G14 = B+EE FROM E/F ASSY.

K6 = 480 FOR 100 ø ROLLER
480 FOR 150 ø ROLLER
800 FOR 200 ø ROLLER

T = 12 UP TO 1000 KVA
16 FROM 1000 KVA TO 1600 KVA
20 FROM 1600 KVA TO 2500 KVA
25 FROM 2500 KVA TO 6500 KVA
32 ABOVE 6500 KVA

T2 = (X4 - X1)-12

X3 = 1/2 MAX. PACKET WIDTH + 5

X4 = 1/2 MAX. PACKET WIDTH + 25

VAR 01	VAR 00	REMARKS	ITEM NO.	DESCRIPTION	STD	DRAWING	IT. / VAR.	MATL CODE / MATL SPECN	A / C	UNIT	UNIT WT / QTY.
004	—	SEE NOTE -3	010	SPECIAL BOLT		44999650015	01				
—	004	SEE NOTE -3	009	SPECIAL BOLT		44999650015	00				
002	002		008	SHIM BLK. STL. PLT. 5 TK. X 80 X C1 + 70 LG.				AA 1011808056 AA 10108			
002	002		007	SILICON RUBBER 8 TK. X 80 X C1 + 70 LG.				ST627823			
002	002		006	C.S.K. SCREW M-6 X 12 LG.				AA 7124102995			
004	004		005	SUPPORT BRT. STL. ROD D5 X T2 LG.				AA 10148			
001	001		004	INSL. EPOXY GLASS MAT SHT. 3 TK.X D X 120 LG.				JS 2241792993 AA 22415			
001	001		003	INSL. SILICON RUBBER 3 TK.X D X 120 LG.				ST-626098			
001	001		002	SUPPORT BLK. STL. PLT. 20 TK. X D X 120 LG.				AA 1011808137 AA 10108			
001	001		001	FOOT PART BLK. STL. PLT. T TK.X (C1+70)X(K6+70) LG.				AA 10108			

ADDITIONAL INFORMATION: STANDARD

STATUS OF DRAWING: 'U'

mRikn dk çdkj ;k xzkgd A ifj;kstuk dk uke — TYPE OF PRODUCT OR NAME OF CUSTOMER/PROJECT

DRY TYPE TRANSFORMER

DISTRIBUTION OF PRINTS

TRE	TRP	QAX	BAY-7
1	1	1	2

Hkkjr gsoh bysfDV°dYl fyfeVsM >iklh
BHARAT HEAVY ELECTRICALS LTD.
JHANSI

	uke ANAME	gLrk-A SIGN.	fn-A DATE
cuk;k DRN	MOHAN SINGH		10-08-10
tkipk CKD			
vuqekfnr APPD			

osfj dh la[;k NO. OF VAR: 02

REV.	DATE	ALTERED	REV.	DATE	ALTERED	REV.	DATE	ALTERED
		CHECKED	02	26.06.18	AMIT KUMAR SUJJAT HUSSAIN	01	12.11.12	SANTOSH KUMAR CHECKED

IN E-BOM NEW VAR. 02 ADDED.

1. IN NOTE 3 DIMN. 70 WAS 50.
2. QTY. OF IT. 006 WAS 004.

foHkkx DEPT: TRE — vu-Vky-uki dh Js.kh UNTOL. DIMS. GR. lh-A,e-A,C-M/F — vuqikr SCALE — Hkkj ¼fd-xzk-½ WEIGHT (KG)

dksM CODE: 406

DRAWING NO. (vks- M°kbZx dk lanHkZ): 1 499 70 5 0008

en dz- ITEM NO.: 30

en la[;k NO. OF ITEM: 10

'kh"kZ TITLE: FOOT ASSEMBLY.

dkMZ dksM CARD CODE

DRAWING NO. (vkjs[k dza-): 3 473 70 50017

iqu% REV.: 02

i"B dz- SHT. NO. — i"Bksa dh la- NO. OF SHT.

SIZE A3

THIS INFORMATION ON THE DOCUMENT IS THE PROPERTY OF BHARAT HEAVY ELECTRICALS LIMITED. IT MUST NOTE BE USED DIRECTLY OR INDIRECTLY IN ANY WAY DETRIMENTAL TO THE INTEREST OF THE COMPANY.

REF. DRG. NO. DRG. STD.FOOT ASSY.

SIGN &DATE

INVENTORY NO.

Printed On 2019-09-20 08:02:43 By: MM1
Status: Released