First Angle Projection

All dimensions in 'mm'

DRG.No. 34661950079

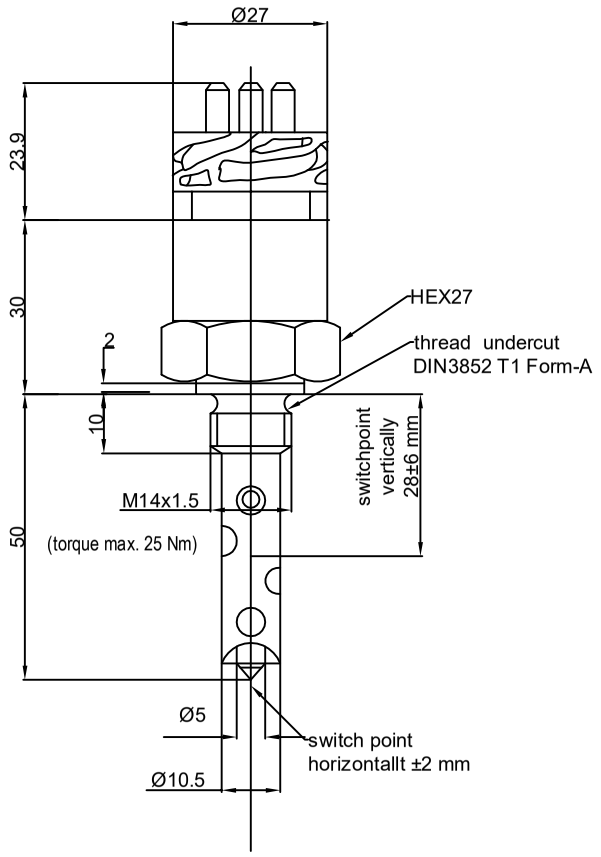

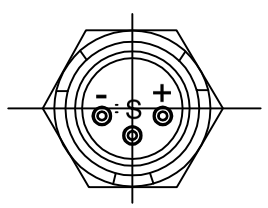

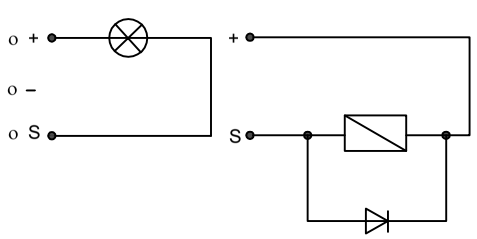

Relay coil

Block diagram

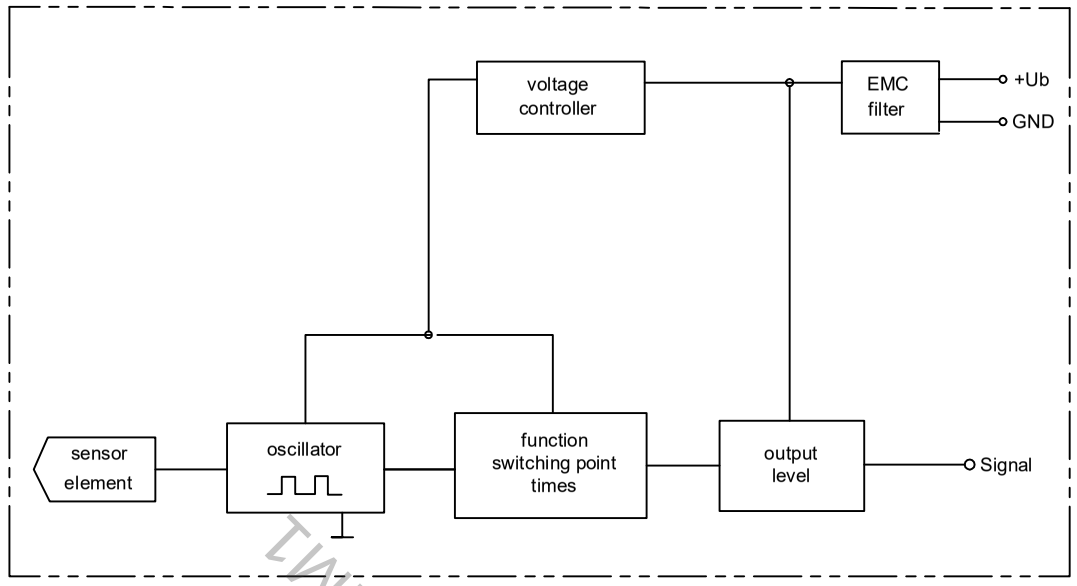

Functional diagram for MINIMUM Probes

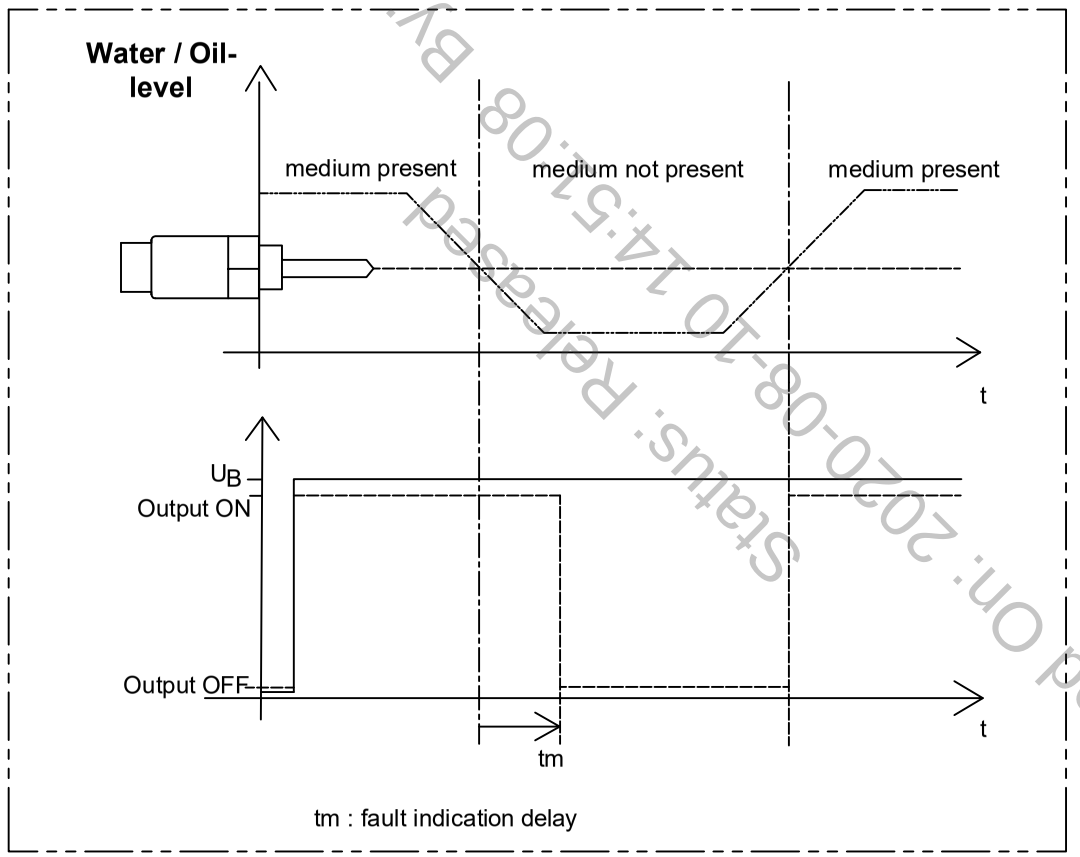

Technical data

Medium	oil
Function	Minimum - quiescent current (rc)
Operating voltage	12/24 V (-25% / +50%) (9 - 36 VDC)
Current consumption	typ. < 8 mA
Output	low side switch ≤ 1 A over the whole temperature range short-circuit and overload protected over the ambient temperature range. At inductive loads freewheeling diode e.g. 1N4007, has to be mounted at the load.
Mounting thread	M14x1.5
Function control	0 seconds ± 5%
Fault indication delay	7 seconds ± 5%
Connection	connector bayonet 16S
Housing material	CuZn38Pb2 EN12164, CW608N capacitive connected to ground
Probe coating	Tefzel ® ETFE
Probe protection	IP 67 to DIN40050
Weight	approx. 95 g
Marking	manufacturer, type; manufacturer no., SN; year / week; approval
Switch point hysteresis	typ. < 3 mm
Reference medium	paraffin oil, ε_r = 2,0..2,4, for switchpoint adjustment
Medium temperature	-40° C to +150° C (-40° F to +302° F)
Ambient temperature	-40° C to +125° C (-40° F to +257° F)
Storage temperature	-50° C to +125° C (-58° F to +257° F)
Mounting position	optional
Reverse polarity protection	inbuilt between positive and negative terminal

Caution !!

Do not connect negative potential to signal terminal of the sensor and positive potential to negative terminal of the sensor.

Environmental simulations

Vibration	ISO 16750-3:2007 10 HZ - 2000 HZ 20 g
Free Fall	IEC 16750
Mechanical Shock	DIN EN 60068-2-27:1995: 100 g / 11ms
Dry Cold	DIN EN 60068-2-1:2006: -40° C / 24h (-40° F / 24 h)
Dry Heat	DIN EN 60068-2-2:2008: +125° C / 96h (+257° F / 96 h)
Temperature cycling	DIN EN 60068-2-14:2000
Damp Heat	DIN EN 60068-2-78:2002
Damp Heat, steady state	DIN EN 60068-2-30:2006
Salt spray	DIN EN 60068-2-52:1996
Pressure resistance	2.5 MPa (25 bar / 362.6 psi) (25° C / 77° F / 1 h)

EMC

Radiated emission	2004/104/EG	30 MHz - 1 GHZ: 1m
Conducted transient emission	ISO 7637-2:2004	
Immunity to RF electromagnetic fields	ISO 11452-1/-2	1000 MHz - 20002 MHz: 150 V / m (rms)
Immunity to RF electromagnetic fields in the stripline	ISO 11452-1/-5	20 MHz - 1000 MHz: 150V / m (rms)
Transient immunity test on power lines	ISO 7637-2/2004	Impulse 1, 2a, 2b, 3a, 3b, 4

Printed On: 2020-08-10 14:51:08 By: MMJ
Status: Released

ADDITIONAL INFORMATION
72067T18400

STATUS OF DRAWING
"U"

DISTRIBUTION OF PRINTS

TRE	PPC	BAY 1&2	BAY 3, 4&5	BAY 6&7	BAY 8	BAY 9	LMM	Other
								0

TYPE OF PRODUCT OR NAME OF CUSTOMER/PROJECT: IGBT EMU TRFR.

M/s: RCF KAPURTHALA

BHARAT HEAVY ELECTRICALS LTD. JHANSI

	NAME	SIGN	DATE
DRN	AKS4		19/11/2019
CHD	AS2		19/11/2019
APPD	MS		25/01/2020

NO. OF VAR

REV	DATE	ALTERED / CHECKED / APPROVED
00	25/01/2020	ALTERED AKS4 CHECKED AS2 APPROVED MS

ZONE

DEPT-TRE

CODE-406

UN. TOL. DIM. C/M/F

SCALE

WEIGHT [KG]

REF. TO ASSY. NO.

ITEM NO

NO. OF ITEM

TITLE
OIL LEVEL SENSOR
(MEDIUM - TRANSFORMER OIL TO IEC - 60296)

DRAWING NO. 34661950079

REV. 00

SHT NO

NO OF SHT

REF. DRG. NO.

SIGN AND DATE

INVENTORY NO.

SIGNATURE NOT REQUIRED AS IT IS SYSTEM GENERATED DRAWING **SIZE A3**