Status: Released
Printed On: 2020-08-10 14:48:33 By: MM1

First Angle Projection

All dimensions in 'mm'

DRG.No. 34661950076

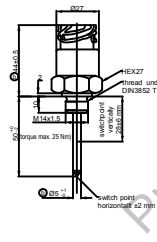

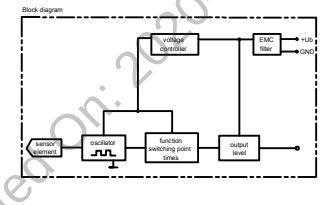

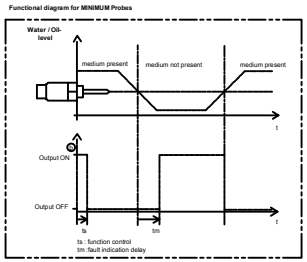

1 = positive (+)
2= negative (-)
3 = signal (S)

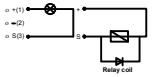

Technical data

Medium	water, coolant
Function	minimum - operating current (oc)
Operating voltage	12/24 V (-25% / +50%) (9 - 36 VDC)
Current consumption	< 8 mA
Output	low side switch ≤ 1 A over the whole temperature range short-circuit and overload protected over the ambient temperature range. At inductive loads freewheeling diode e.g. 1N4007, has to be mounted at the load.
Mounting thread	M14x1.5
Function control	2 seconds ± 5%
Fault indication delay	5 seconds ± 5%
Connection	connector ISO 15170-A-A1-3.1-SHK1 (formerDIN72585)
Housing material	CuZn38Pb2 EN12164, CW608N capacitive connected to ground
Probe coating	Teflrel ® ETFE
Probe protection	IP 69K to DIN40050 with mounted mating connector
Weight	approx. 85 g
Marking	manufacturer, type; manufacturer no., SN; year / week; approval
Switch point hysteresis	< 3 mm
Medium temperature	-40° C to +125° C (-40° F to +257° F)
Ambient temperature	-40° C to +125° C (-40° F to +257° F)
Storage temperature	-50° C to +125° C (-58° F to +257° F)
Mounting position	optional
Reverse polarity protection	inbuilt between positive and negative terminal

Caution !!

Do not connect negative potential to signal terminal of the sensor and positive potential to negative terminal of the secsor.

Environmental simulations

Vibration	ISO 16750-3:2007 10 HZ - 2000 HZ 20 g
Free Fall	IEC 16750
Mechanical Shock	DIN EN 60068-2-27:1995: 100 g / 11ms
Dry Cold	DIN EN 60068-2-1:2006: -40° C / 24h (-40° F / 24 h)
Dry Heat	DIN EN 60068-2-2:2008: +125 ° C / 96h (+257° F / 96 h)
Temperature cycling	DIN EN 60068-2-14:2000
Damp Heat	DIN EN 60068-2-78:2002
Damp Heat, steady state	DIN EN 60068-2-30:2006
Salt spray	DIN EN 60068-2-52:1996
Pressure resistance	2.5 MPa (25 bar / 362.6 psi) (25° C / 77° F / 1 h)

EMC

Radiated emission	2004/104/EG	30 MHz - 1 GHZ: 1m
Conducted transient emission	ISO 7637-2:2004	
Immunity to RF electromagnetic fields	ISO 11452-1/-2	1000 MHz - 20.002 MHz: 150 V / m (rms)
Immunity to RF electromagnetic fields in the stripline	ISO 11452-1/-5	20 MHz - 1000 MHz: 150V / m (rms)
Transient immunity test on power lines	ISO 7637-2:2004	Impulse 1, 2a, 2b, 3a, 3b, 4

ADDITIONAL INFORMATION
72067T18400

STATUS OF DRAWING
"U"

DISTRIBUTION OF PRINTS

TRC	PPC	DEV DEC	DEV E-GS	DEV ACS	DEV T	DEV P	UBR	DEVmar
								0

TYPE OF PRODUCT OR NAME OF CUSTOMER/PROJECT: IGBT EMU TRFR.
M/s: RCF KAPURTHALA

BHARAT HEAVY ELECTRICALS LTD. JHANSI

	NAME	SIGN	DATE
DRN	AKS4		02/11/2020
CKD	AS2		02/11/2020
APPD	MS		04/11/2020

NO. OF VAR.

REV	DATE	ALTERED / CHECKED / APPROVED	REV	DATE	ALTERED / CHECKED / APPROVED	REV	DATE	ALTERED / CHECKED / APPROVED
						00	04/11/2020	AKS4 / AS2 / MS
ZONE			ZONE			ZONE		

DEPT-TRE | UNIT TO. BDA C/N/F | SCALE | WEIGHT (KG) | REF. TO ASSY. NO. | ITEM NO | NO. OF ITEM

CODE-406

TITLE
WATER LEVEL SENSOR

DRAWING NO. 34661950076 | REV. 00

SHT NO | NO OF SHT

SIGN AND DATE | REF. DRG. NO. | INVENTORY NO.

SIGNATURE NOT REQUIRED AS IT IS SYSTEM GENERATED DRAWING

SIZE A3