

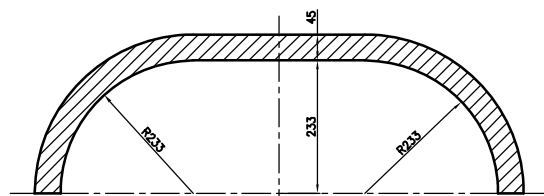
FIRST ANGLE PROJECTION

(ALL DIMENSIONS ARE IN mm)

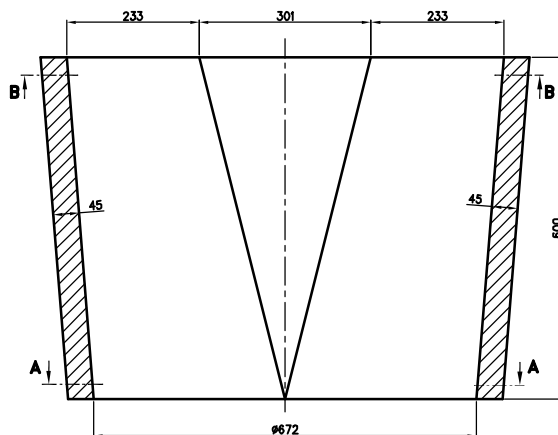
DRG. NO. 3-331-07-00083

SHT. 01 OF 01

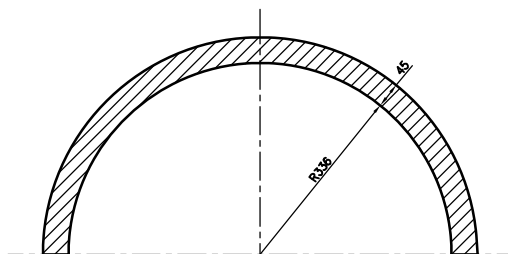
GENERAL DIMENSIONAL LIMITS, FITS & TOLERANCES AS PER HY0230261



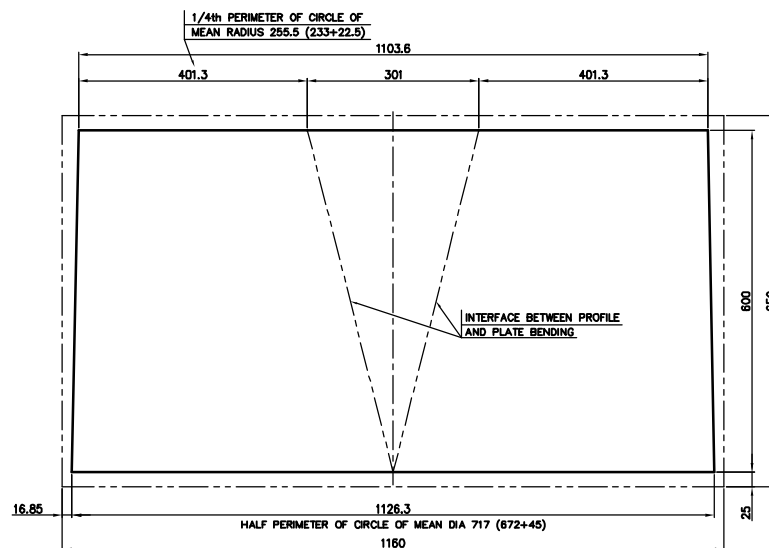
SECTION B-B



SECTION A-A



DEVELOPED PLATE FOR FABRICATION



NOTE:

1. TENTATIVE DEVELOPED PLATE REQUIREMENT IS INDICATED ABOVE.
2. TECHNOLOGY TO PROVIDE PROCESS INSTRUCTIONS TO ENSURE THAT ADEQUATE MATERIAL IS PROVIDED TO MEET THE FABRICATION OF THE ITEM AS PER THE REFERRED ASSEMBLY DRAWING.
3. PLATE TO BE UTI TESTED BEFORE CUTTING

TYPE OF PRODUCT

OR

NAME OF CUSTOMER/PROJECT

BCL 806

BHARAT HEAVY ELECTRICALS LTD.
HYDERABAD

	NAME	SIGN.	DATE	NO. OF VAR.
DRN.	PV		25.06.18	
CHD.	KVS		27.06.18	NA
APPD.	NEMA		27.06.18	

DEPT.	UNTO. DIMS. GR. ϕ /M/f	SCALE	WEIGHT (KG)	REF. TO ASSY. DRG.	ITEM NO.	NO. OF ITEMS
CODE		NTS	234	2-331-07-00047	NA	NA
TITLE				CARD CODE	DRAWING NO.	REV.
HALF PIPE FOR DIA 30" NOZZLE				NA	3-331-07-00083	00
				SHT. No	01	NO. OF SHT. 01

INVENTORY NO	REV.	DATE	ALTERED	REV.	DATE	ALTERED	REV.	DATE	ALTERED
			CHD/APPD			CHD/APPD			CHD/APPD
	ZONE			ZONE			ZONE		

Jan Tue 29 10:23 2019

This Drawing is printed from Engineering Digital Archive System (EDAS).
Therefore signatures are not essentially required.