FIRST ANGLE PROJECTION

ALL DIMENSIONS ARE IN mm

DRG. No. 3 982 14 01500 WB

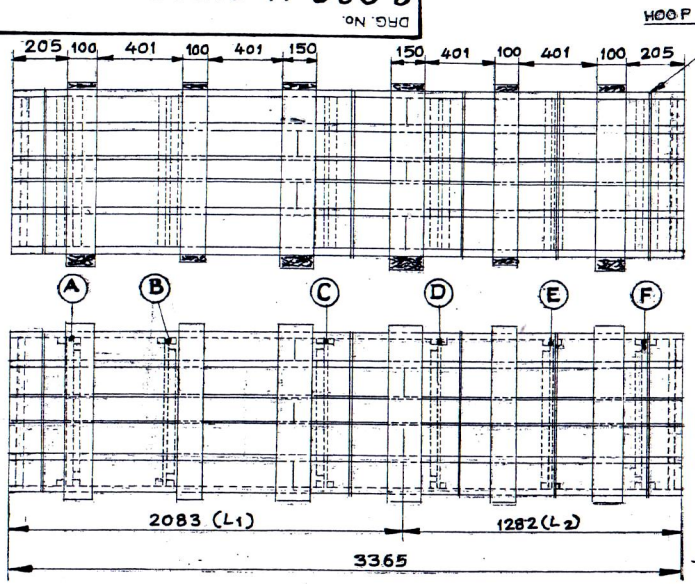

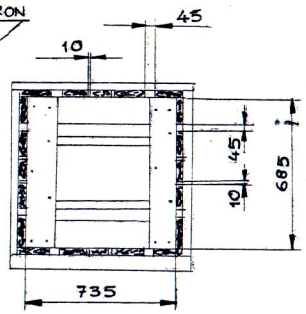

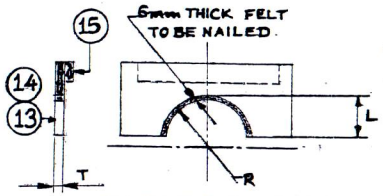

DETAILS OF SUPPORT PLANKS AT POSITIONS A, B, C, D, E & F

POSITION	R	L	T
A	147	122	25
B	172	147	8
C	198	178	8
D	223	198	8
E	249	224	8
F	264	239	25

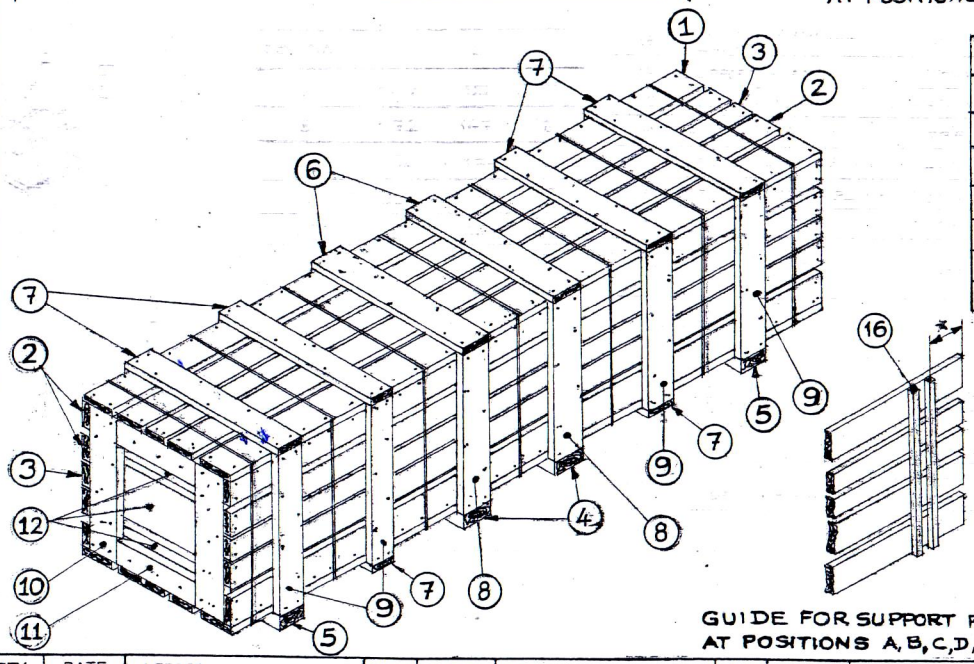

GUIDE FOR SUPPORT PLANKS AT POSITIONS A, B, C, D, E & F

NOTES:

1. ALL JOINTS SHOULD BE SECURED BY ADEQUATE NUMBER OF WIRE NAILS OF ϕ3.15 x 60 ℓ AND ϕ4 x 100 ℓ AT 50 mm THICK BATTEN CONFORMING TO IS : 723 - 1972.
2. DIMENSIONS INDICATED REFER TO POST SHRINKAGE STAGE. DUE PROVISION FOR SHRINKAGE OF PLANKS SHOULD BE MADE BY THE VENDOR WHILE CUTTING THE SHOOKS.
3. HOOP IRON OF 19 mm WIDTH, 26 GAUGE & BLUE FINISH VARIETY TO BE USED.
4. SOFT FELT CONFORMS TO GRADE 64 S NOILS OF IS : 1719 - 1969.
5. ★ FIXING OF SUPPORTS AND GUIDE PLANKS AT POSITIONS A, B, C, D, E & F SHOULD BE DECIDED WHILE PACKING THE INSULATOR.
6. INSULATOR TO BE COVERED WITH WHITE FIBRE CLOTH BEFORE PACKING.
7. VOLUME OF WOOD FOR ONE BOX = 0.3708 m^3 (13.0947 ft^3)

ITEM No.	DESCRIPTION	PLANK SIZE (L x W x T)	MATERIAL	QTY
16	GUIDE PLANK	685 x 25 x 25	RUBBER WOOD	24
15	SUPPORT REINFORCEMENT PLANK	680 x 50 x 25	RUBBER WOOD	12
14	SUPPORT PLANK	730 x 317 x 25	RUBBER WOOD	4
13	SUPPORT PLANK	730 x 317 x 8	PLY WOOD	8
12	SIDE PLANK	735 x 200 x 25	RUBBER WOOD	6
11	REINFORCEMENT PLANK	485 x 125 x 25	RUBBER WOOD	4
10	REINFORCEMENT PLANK	685 x 125 x 25	RUBBER WOOD	4
9	BATTEN	735 x 100 x 25	RUBBER WOOD	8
8	BATTEN	735 x 150 x 25	RUBBER WOOD	4
7	BATTEN	835 x 100 x 25	RUBBER WOOD	6
6	BATTEN	835 x 150 x 25	RUBBER WOOD	2
5	BATTEN	835 x 100 x 50	RUBBER WOOD	2
4	BATTEN	835 x 150 x 50	RUBBER WOOD	2
3	STAY PLANK	L_2 x 75 x 25 L_1 x 75 x 25	RUBBER WOOD	4 SETS
2	STAY PLANK	L_2 x 125 x 25 L_1 x 125 x 25	RUBBER WOOD	12 SETS
1	STAY PLANK	L_2 x 175 x 25	RUBBER WOOD	4 SETS

NAME OF CUSTOMER: M/S BHEL - BHOPAL

BHARAT HEAVY ELECTRICALS LTD.,
ELECTROPORCELAINS DIVISION
BANGALORE-560 012, INDIA.

	NAME	SIGN.	DATE
DRN	GARR	GARR	5.3.96
CHD.	AKS		7.3.96
APPD.	SCS		8.3.96

REV.	DATE	ALTERED	REV.	DATE	ALTERED	REV.	DATE	ALTERED
		CHECKED			CHECKED	04	5.3.96	CHECKED

1. SQUARE TYPE CROSS SECTIONAL DESIGN IS CHANGED TO RECTANGULAR TYPE.
2. SUPPORTS AT 7 POSITIONS ARE BROUGHT DOWN TO 6 POSITIONS, CONSEQUENTLY 'R & L' DIMENSIONS IN THE TABLE ALTERED.
3. VARIETIES OF STAY PLANK IS INCREASED FROM 2 TO 3 VARIETIES.
4. NOTE ON MATERIAL IS ELIMINATED.
5. VOLUME OF WOOD WAS 0.4101 m^3 (14.482 ft^3)

REF. P.H. No. 3576.

DEPT.	GRADE OF TOL. DIM.	SCALE	WEIGHT (kg)	REF. TO ASSY. DRG.	ITEM NO.	NO. OF ITEMS
CODE	C/M/F	NTS	— (Approx)			

TITLE: WOODEN BOX

CARD CODE

DRAWING No. 3 982 14 01500 WB

REV. 04

SHEET No. | No. OF SHEETS

CONTROLLED COPY

SUPERSEDES DRG. No.

SHT. 24, SIZE A3, 420 x 297

THE INFORMATION ON THIS DOCUMENT IS THE PROPERTY OF BHARAT HEAVY ELECTRICALS LIMITED. IT MUST NOT BE USED DIRECTLY OR INDIRECTLY, ANY WAY DETRIMENTAL TO THE INTEREST OF THE COMPANY

REF. DRG. No.

SIGN AND DATE

INVENTORY No.