FIRST ANGLE PROJECTION

(ALL DIMENSIONS ARE IN mm.)

DRG. NO. 0 439 14 41 002

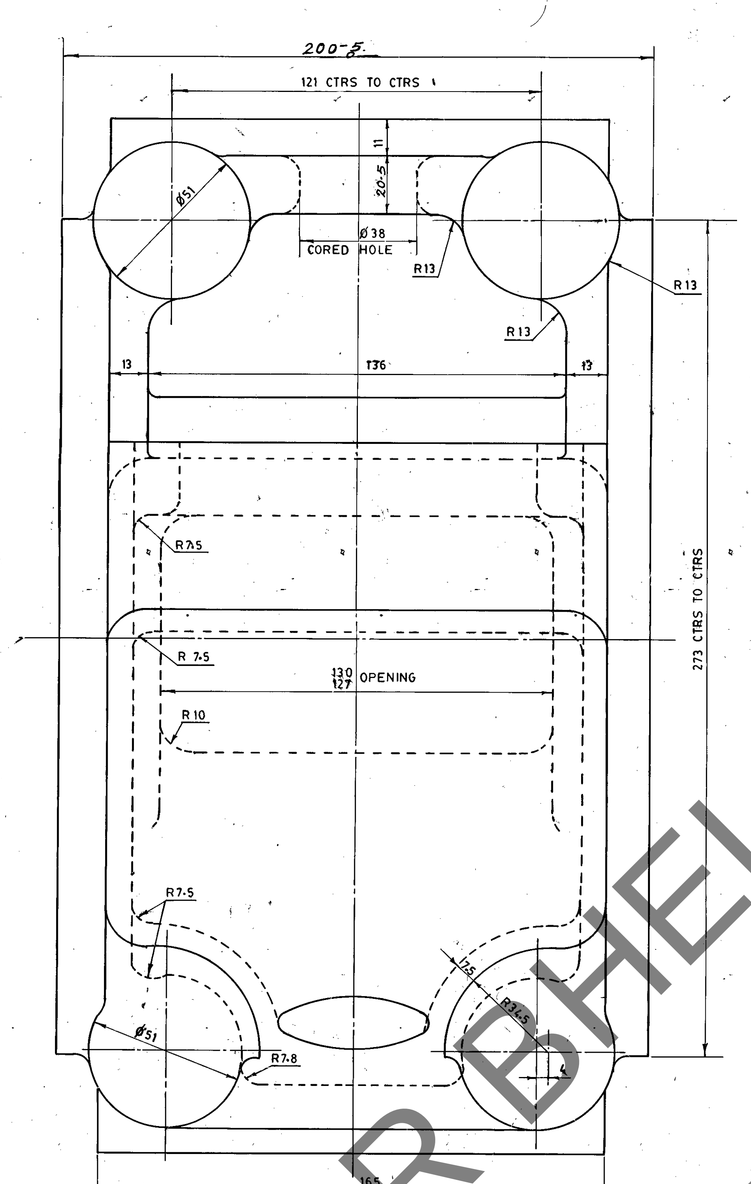

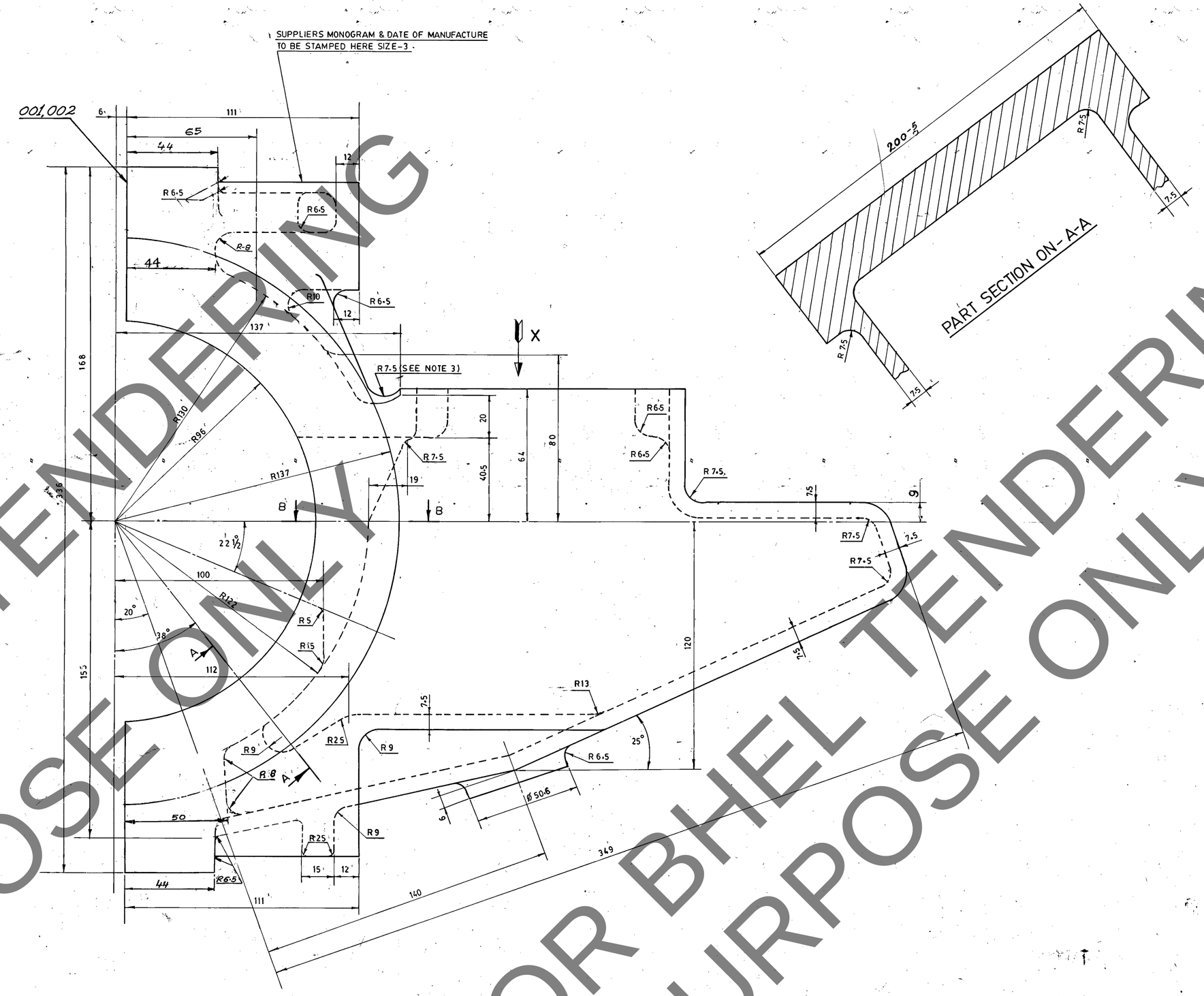

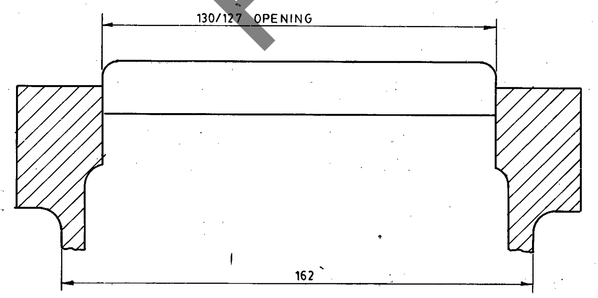

PART SECTION ON-B-B

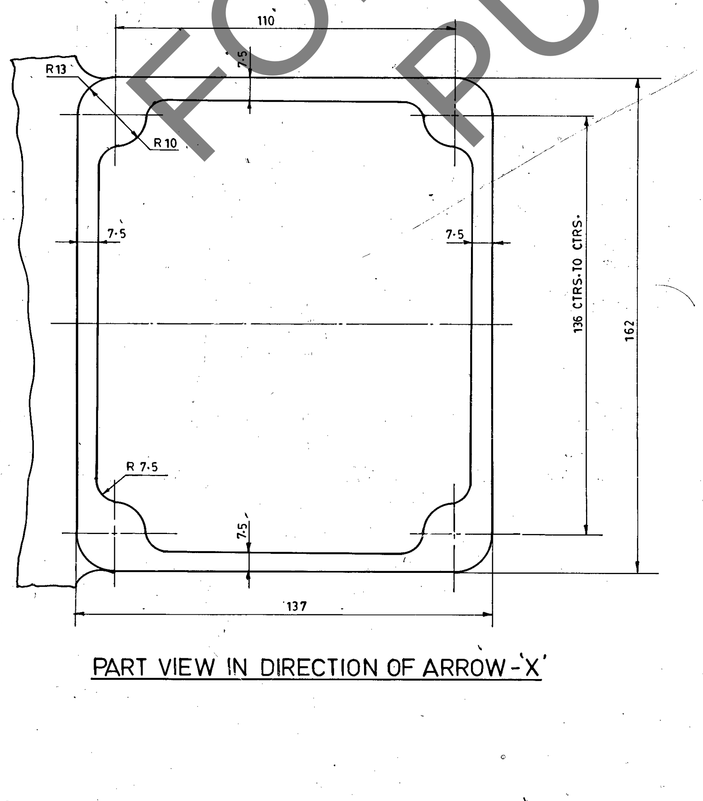

PART VIEW IN DIRECTION OF ARROW-'X'

~~NOTE FOR SUPPLIER:-~~

~~1. AS FAR AS POSSIBLE CASTINGS SHOULD BE TO THE DIMENSIONS SHOWN WHICH ALREADY ALLOW FOR MACHINING ALLOWANCE REQUIRED BY US.~~

NOTES:-

1. ALL INTERIOR SURFACES TO BE THOROUGHLY SAND BLASTED/SHOT BLASTED BY FOUNDRY TO REMOVE ALL TRACES OF SAND.
2. MATERIAL AA19511 TO BE SUITABLY HEAT TREATED TO GIVE A MAX. HARDNESS OF 160 B.H.N.
3. DYE PENETRANT TEST TO BE DONE IN THIS AREA. TO AA0850131 & AA 0850132.
4. ~~STYLE NO FOR AXLE CAP C-E-IS 454003 & FOR AXLE CAP P-E-IS 454004~~
5. UNSPECIFIED DIMENSIONAL TOLERANCES TO AA 0230402 CLASS 4.
6. STYLE NO. FOR AXLE CAP IS BP 320476 0052.
7. OIL LEAKAGE TEST TO BE DONE AFTER CASTING AS PER SPECIFICATION TM 93194 (LATEST REV.).
8. SURFACE FINISH ON UN-MACHINED CASTING SURFACES TO BE AS PER IS:3073.
9. QAP FOR CASTING TO BE AS PER QTM/QAP/VENDOR/13-14/001 (LATEST REV.).

| PART NO. | | |