FIRST ANGLE PROJECTION (ALL DIMENSIONS ARE IN MM.)

DRAWING No.

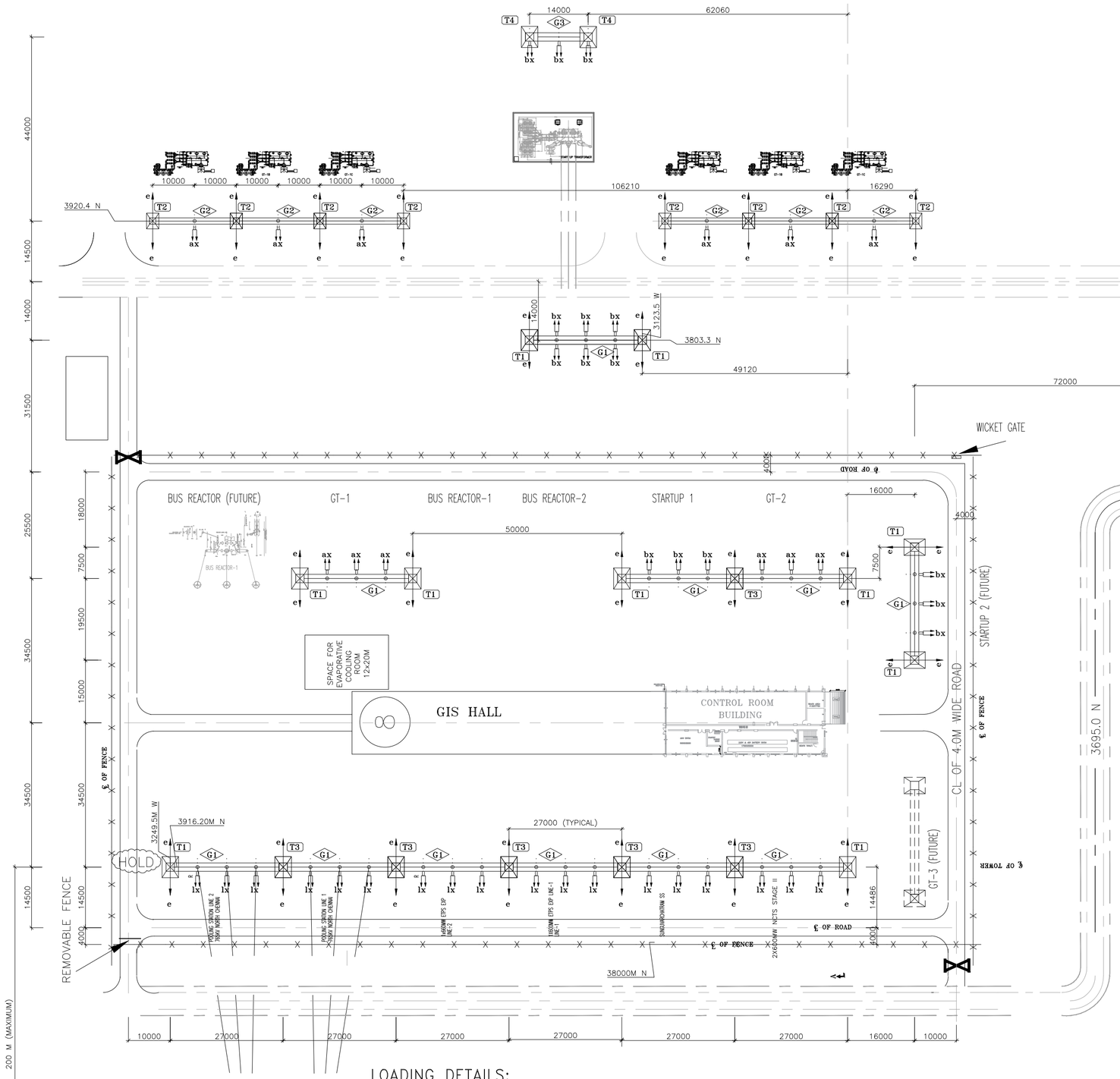

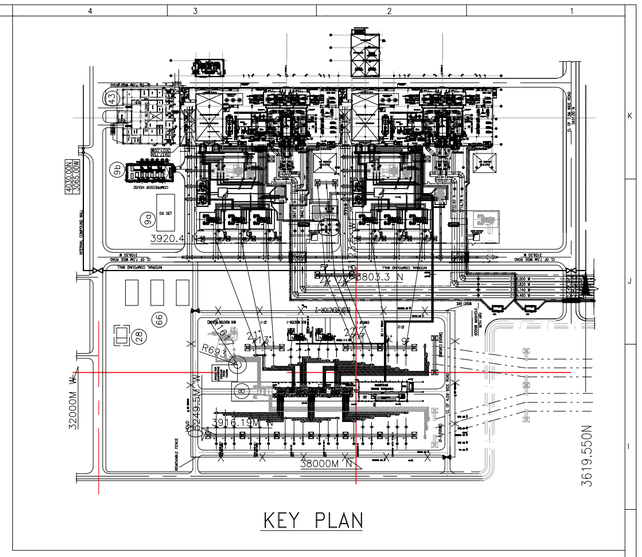

KEY PLAN

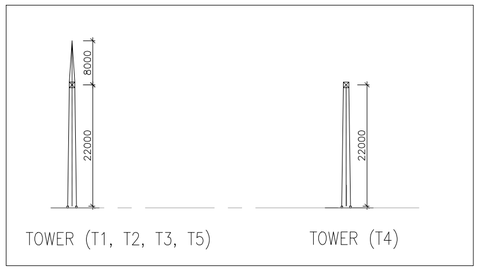

TOWER (T1, T2, T3, T5) TOWER (T4)

STRUCTURE DETAILS:

BEAM/ TOWER TYPE	HEIGHT/SPAN	QTY. (NOS.)
G1	22/27	11
G2	22/20	06
G3	22/14	01
T1	22+8	10
T2	22+8	08
T3	22+8	06
T4	22+0	02

LOADING DETAILS:

NOTATION	NO. & TYPEE OF COND./ SHIELD WIRE PER PHASE	NORMAL TENSION PER PHASE	SPACER	AVERAGE C/L BETWEEN COND.	S/C TENSION PER PHASE	S/C TENSION CONSIDERED	SCF CASE
ax	TWIN ACSR MOOSE SPAN = 95 METER (MAX)	4000 KG	3.5M	13.5 M	6540 KG	6540 KG	CASE 1
bx	TWIN ACSR MOOSE SPAN = 75 METER (MAX)	4000 KG	3.5M	7 M	6320 KG		CASE 3
cx	TWIN ACSR MOOSE SPAN = 75 METER (MAX)	4000 KG	3.5M	7 M	6320 KG		CASE 3
lx	QUAD ACSR MOOSE SPAN = 200 METER(MAX)	4000 KG	4M	7 M	SLACK SPAN N/A	AS PER NORMAL TENSION PER PHASE	--
e	SHIELD WIRE	800 KG	--	--	N/A		--

TRANSMISSION LINE TOWER TYPICAL

NOTES:-

1) ALL DIMENSIONS ARE IN MM UNLESS MENTIONED SPECIFICALLY.
2) 400KV TRANSMISSION LINE GANTRY CONSIDERED AT 200 M (MAX) DISTANCE FROM SWITCHYARD DEAD END GANTRY.
3) CONDUCTOR DEVIATION +/- 30 DEGREE (MAX) HORIZONTAL AND +/- 20 DEGREE (MAX.) VERTICAL DIRECTION.
4) REF SHORT CIRCUIT FORCE CALCULATION DOC NO TB-378-510-031 R.0
5) IMPORTANCE FACTOR 1.75 TO ENSURE DURING
4) REF SHORT CIRCUIT FORCE CALCULATION DOC NO TB-378-510-031 R.0
5) SEISMIC LOAD
   THE PROJECT SITE IS IN ZONE -III AS PER IS: 1893/PART I-2003 & IS:1893 -PART II -2005.
   ZONE FACTOR Z = 0.16, IMPORTANCE FACTOR = 1.75
   RESPONSE REDUCTION FACTOR = 5.0 (FOR MRF) AND 3.0 (FOR OMRF)
6) WIND LOAD HAS BEEN CONSIDERED WITH GUST FACTOR METHOUD ALSO WHEREVER APPLICABLE.
7) REFER DRAWING NO: TB-0-378-316-002 / GIS AND POTHEAD YARD LAYOUT PLAN DRAWING FOR DETAIL.

REV.	DATE	ALTERED / CHECKED / APPROVED
ZONE		

REV.	DATE	ALTERED / CHECKED / APPROVED
2	18.12.2017	1. COMMENTS ON PREVIOUS REVISION VIDE LETTER REF D456 DATED 12.12.2017 INCORPORATED. 2. ADDITIONAL COMMENT NO 5, 6 & 7 ADDED
ZONE		

REV.	DATE	ALTERED / CHECKED / APPROVED
1	27.11.17	1. HIGHER STRENGTH TOWER BEING OFFERED TO ACHIEVE FEWER TYPE OF TOWER / GANTRY STRUCTURES. 2. DEAD END GANTRY TO TRANSMISSION TOWER CONDUCTOR CORRECTED TO SLACK SPAN / JKB / SKB
ZONE		

ग्राहक/परियोजना का नाम 400KV GIS AT 2 X 660 MW ENNORE SEZ SUPERCRITICAL
NAME OF CUSTOMER/PROJECT THERMAL POWER PROJECT AT ASH DYKE OF NCTPS
TAMILNADU GENERATION AND DISTRIBUTION CORPORATION (TANGEDCO)
NAME OF CONSULTANT DESEIN PRIVATE LIMITED, NEW DELHI.

भारत हेवी इलेक्ट्रिकल्स लिमिटेड
पारेषण व्यापार समूह
BHARAT HEAVY ELECTRICALS LTD.
TRANSMISSION BUSINESS GROUP

	नाम /NAME	हस्ता./SIGN.	दि./DATE
तैयार DRAWN	JKB		21.08.17
जाँच CHECKED	SKB		
अनुमोदित APPROVED	SKB		

विभाग DEPT. | कोड CODE | स्केल / SCALE 1:435 | कार्ड कोड CARD CODE

शीर्षक/TITLE
STRUCTURE LOADING DIAGRAM
400KV SWITCHYARD – ENNORE SEZ

ड्राईंग क्र./DRAWING NO. TB-378-510-003
पुनः/REV. 2
12.18.17
पृष्ठ क्र./SHEET No. 01 | अगला पृष्ठ/NEXT SHEET –

COPY RIGHT AND CONFIDENTIAL
The information on this document is the property of BHARAT HEAVY ELECTRICALS LIMITED. It may not be used, reproduced or disclosed without the express written consent of the owner company.

COMPUTER DRC. PATH NAME :
REF. DRG. No.
SIGN. & DATE
INVENTORY No.