

Clause on IP in the tender

Integrity Pact (IP)

- (a) IP is a tool to ensure that activities and transactions between the Company and its Bidders/ Contractors are handled in a fair, transparent and corruption free manner. Following Independent External Monitors (IEMs) on the present panel have been appointed by BHEL with the approval of CVC to oversee implementation of IP in BHEL.

SI	IEM	Email
1.	Shri Otem Dai, IAS (Retd.)	iem1@bhel.in
2.	Shri Bishwamitra Pandey, IRAS (Retd.)	iem2@bhel.in
3.	Shri Mukesh Mittal, IRS (Retd.)	iem3@bhel.in

- (b) The IP as enclosed with the tender is to be submitted (duly signed by authorized signatory) along with techno-commercial bid (Part-I, in case of two/ three part bid). Only those bidders who have entered into such an IP with BHEL would be competent to participate in the bidding. In other words, entering into this Pact would be a preliminary qualification.
- (c) Please refer Section-8 of IP for Role and Responsibilities of IEMs. In case of any complaint arising out of the tendering process, the matter may be referred to any of the above IEM(s). All correspondence with the IEMs shall be done through email only.

Note:

No routine correspondence shall be addressed to the IEM (phone/ post/ email) regarding the clarifications, time extensions or any other administrative queries, etc on the tender issued. All such clarification/ issues shall be addressed directly to the tender issuing (procurement) department's officials whose contact details are provided below:

Details of contact person(s):

(1)
Name: KUDAYA KUMAR
Deptt: MM/RM
Address: BHEL, TRICHY
Phone: (Landline/ Mobile)
0431-2577030
Email: udayakumar.k@bhel.in
Fax: _____

(2)
Name: KRISHNA SAMAD
Deptt: MM/RM/PIPES
Address: BHEL, TRICHY
Phone: (Landline/ Mobile)
0431-2571579
Email: krishnasamad@bhel.in
Fax: _____

INTEGRITY PACT**Between**

Bharat Heavy Electricals Ltd. (BHEL), a company registered under the Companies Act 1956 and having its registered office at "BHEL House", Siri Fort, New Delhi - 110049 (India) hereinafter referred to as "The Principal", which expression unless repugnant to the context or meaning hereof shall include its successors or assigns of the ONE PART

and

_____, (description of the party along with address), hereinafter referred to as "The Bidder/ Contractor" which expression unless repugnant to the context or meaning hereof shall include its successors or assigns of the OTHER PART

Preamble

The Principal intends to award, under laid-down organizational procedures, contract/s for _____

Supply of seamless pipes as per TDC

_____ (hereinafter referred to as "Contract"). The Principal values full compliance with all relevant laws of the land, rules and regulations, and the principles of economic use of resources, and of fairness and transparency in its relations with its Bidder(s)/ Contractor(s).

In order to achieve these goals, the Principal will appoint panel of Independent External Monitor(s) (IEMs), who will monitor the tender process and the execution of the contract for compliance with the principles mentioned above.

Section 1- Commitments of the Principal

- 1.1 The Principal commits itself to take all measures necessary to prevent corruption and to observe the following principles: -
 - 1.1.1 No employee of the Principal, personally or through family members, will in connection with the tender for, or the execution of a contract, demand, take a promise for or accept, for self or third person, any material or immaterial benefit which the person is not legally entitled to.
 - 1.1.2 The Principal will, during the tender process treat all Bidder(s) with equity and reason. The Principal will in particular, before and during the tender process, provide to all Bidder(s) the same information and will not provide to any Bidder(s) confidential/ additional information through which the Bidder(s) could obtain an advantage in relation to the tender process or the contract execution.
 - 1.1.3 The Principal will exclude from the process all known prejudiced persons.
- 1.2 If the Principal obtains information on the conduct of any of its employees which is a penal offence under the Indian Penal Code 1860 and Prevention of Corruption Act 1988 or any other statutory penal enactment, or if there be a substantive suspicion in this regard, the Principal will inform its Vigilance Office and in addition can initiate disciplinary actions.

Section 2 - Commitments of the Bidder(s)/ Contractor(s)

- 2.1 The Bidder(s)/ Contractor(s) commit himself to take all measures necessary to prevent corruption. The Bidder(s)/ Contractor(s) commits himself to observe the following principles during participation in the tender process and during the contract execution.

- 2.1.1 The Bidder(s)/ Contractor(s) will not, directly or through any other person or firm, offer, promise or give to the Principal or to any of the Principal's employees involved in the tender process or the execution of the contract or to any third person any material, immaterial or any other benefit which he/ she is not legally entitled to, in order to obtain in exchange any advantage of any kind whatsoever during the tender process or during the execution of the contract.
- 2.1.2 The Bidder(s)/ Contractor(s) will not enter with other Bidder(s) into any illegal or undisclosed agreement or understanding, whether formal or informal. This applies in particular to prices, specifications, certifications, subsidiary contracts, submission or non-submission of bids or any other actions to restrict competitiveness or to introduce cartelization in the bidding process.
- 2.1.3 The Bidder(s)/ Contractor(s) will not commit any penal offence under the relevant Indian Penal Code (IPC) and Prevention of Corruption Act; further the Bidder(s)/ Contractor(s) will not use improperly, for purposes of competition or personal gain, or pass on to others, any information or document provided by the Principal as part of the business relationship, regarding plans, technical proposals and business details, including information contained or transmitted electronically.
- 2.1.4 Foreign Bidder(s)/ Contractor(s) shall disclose the name and address of agents and representatives in India and Indian Bidder(s)/ Contractor(s) to disclose their foreign principals or associates. The Bidder(s)/ Contractor(s) will, when presenting his bid, disclose any and all payments he has made, and is committed to or intends to make to agents, brokers or any other intermediaries in connection with the award of the contract.
- 2.2 The Bidder(s)/ Contractor(s) will not instigate third persons to commit offences outlined above or be an accessory to such offences.
- 2.3 The Bidder(s)/ Contractor(s) shall not approach the Courts while representing the matters to IEMs and shall await their decision in the matter.

Section 3 - Disqualification from tender process and exclusion from future contracts

If the Bidder(s)/ Contractor(s), before award or during execution has committed a transgression through a violation of Section 2 above, or acts in any other manner such as to put his reliability or credibility in question, the Principal is entitled to disqualify the Bidder(s)/ Contractor(s) from the tender process, terminate the contract, if already awarded, exclude from future business dealings and/ or take action as per the separate "Guidelines on Banning of Business dealings with Suppliers/ Contractors", framed by the Principal.

Section 4 - Compensation for Damages

- 4.1 If the Principal has disqualified the Bidder (s) from the tender process before award / order acceptance according to Section 3, the Principal is entitled to demand and recover the damages equivalent to Earnest Money Deposit/ Bid Security.
- 4.2 If the Principal is entitled to terminate the Contract according to Section 3, or terminates the Contract in application of Section 3 above, the Bidder(s)/ Contractor (s) transgression through a violation of Section 2 above shall be construed breach of contract and the Principal shall be entitled to demand and recover from the Contractor an amount equal to 5% of the contract value or the amount equivalent to Security Deposit/ Performance Bank Guarantee, whichever is higher, as damages, in addition to and without prejudice to its right to demand and recover compensation for any other loss or damages specified elsewhere in the contract.

Section 5 - Previous Transgression

- 5.1 The Bidder declares that no previous transgressions occurred in the last 3 (three) years with any other company in any country conforming to the anti-corruption approach or with any other Public Sector Enterprise in India that could justify his exclusion from the tender process.
- 5.2 If the Bidder makes incorrect statement on this subject, he can be disqualified from the tender process or the contract, if already awarded, can be terminated for such reason or action can be taken as per the separate "Guidelines on Banning of Business dealings with Suppliers/ Contractors", framed by the Principal.

Section 6 - Equal treatment of all Bidder (s)/ Contractor (s) / Sub-contractor (s)

- 6.1 The Principal will enter into Integrity Pacts with identical conditions as this Integrity Pact with all Bidders and Contractors.
- 6.2 In case of Sub-contracting, the Principal Contractor shall take the responsibility of the adoption of Integrity Pact by the Sub-contractor(s) and ensure that all Sub-contractors also sign the Integrity Pact.
- 6.3 The Principal will disqualify from the tender process all Bidders who do not sign this Integrity Pact or violate its provisions.

Section 7 - Criminal Charges against violating Bidders/ Contractors /Subcontractors

If the Principal obtains knowledge of conduct of a Bidder, Contractor or Subcontractor, or of an employee or a representative or an associate of a Bidder, Contractor or Subcontractor which constitutes corruption, or if the Principal has substantive suspicion in this regard, the Principal will inform the Vigilance Office.

Section 8 -Independent External Monitor(s)

- 8.1 The Principal appoints competent and credible panel of Independent External Monitor (s) (IEMs) for this Integrity Pact. The task of the IEMs is to review independently and objectively, whether and to what extent the parties comply with the obligations under this Integrity Pact.
- 8.2 The IEMs are not subject to instructions by the representatives of the parties and performs his functions neutrally and independently. He reports to the CMD, BHEL.
- 8.3 The IEMs shall be provided access to all documents/ records pertaining to the Contract, for which a complaint or issue is raised before them as and when warranted. However, the documents/records/information having National Security implications and those documents which have been classified as Secret/Top Secret are not to be disclosed.
- 8.4 The Principal will provide to the IEMs sufficient information about all meetings among the parties related to the Contract provided such meetings could have an impact on the contractual relations between the Principal and the Contractor. The parties offer to the IEMs the option to participate in such meetings.


- 8.5 The advisory role of IEMs is envisaged as that of a friend, philosopher and guide. The advice of IEMs would not be legally binding and it is restricted to resolving issues raised by a Bidder regarding any aspect of the tender which allegedly restricts competition or bias towards some Bidders. At the same time, it must be understood that IEMs are not consultants to the Management. Their role is independent in nature and the advice once tendered would not be subject to review at the request of the organization.
- 8.6 For ensuring the desired transparency and objectivity in dealing with the complaints arising out of any tendering process or during execution of Contract, the matter should be examined by the full panel of IEMs jointly, who would look into the records, conduct an investigation, and submit their joint recommendations to the Management.
- 8.7 The IEMs would examine all complaints received by them and give their recommendations/ views to the CMD, BHEL at the earliest. They may also send their report directly to the CVO, in case of suspicion of serious irregularities requiring legal/ administrative action. Only in case of very serious issue having a specific, verifiable Vigilance angle, the matter should be reported directly to the Commission. IEMs will tender their advice on the complaints within 30 days.
- 8.8 The CMD, BHEL shall decide the compensation to be paid to the IEMs and its terms and conditions.
- 8.9 IEMs should examine the process integrity, they are not expected to concern themselves with fixing of responsibility of officers. Complaints alleging mala fide on the part of any officer of the Principal should be looked into by the CVO of the Principal.
- 8.10 If the IEMs have reported to the CMD, BHEL, a substantiated suspicion of an offence under relevant Indian Penal Code / Prevention of Corruption Act, and the CMD, BHEL has not, within reasonable time, taken visible action to proceed against such offence or reported it to the Vigilance Office, the IEMs may also transmit this information directly to the Central Vigilance Commissioner, Government of India.
- 8.11 After award of work, the IEMs shall look into any issue relating to execution of Contract, if specifically raised before them. As an illustrative example, if a Contractor who has been awarded the Contract, during the execution of Contract, raises issue of delayed payment etc. before the IEMs, the same shall be examined by the panel of IEMs. Issues like warranty/ guarantee etc. shall be outside the purview of IEMs.
- 8.12 However, the IEMs may suggest systemic improvements to the management of the Principal, if considered necessary, to bring about transparency, equity and fairness in the system of procurement.
- 8.13 The word 'Monitor' would include both singular and plural.

Section 9 - Pact Duration

- 9.1 This Integrity Pact shall be operative from the date this Integrity Pact is signed by both the parties till the final completion of contract for successful Bidder, and for all other Bidders 6 months after the Contract has been awarded. Any violation of the same would entail disqualification of the bidders and exclusion from future business dealings.
- 9.2 If any claim is made/ lodged during currency of this Integrity Pact, the same shall be binding and continue to be valid despite the lapse of this Pact as specified above, unless it is discharged/ determined by the CMD, BHEL.

Section 10 - Other Provisions

- 10.1 This Integrity Pact is subject to Indian Laws and exclusive jurisdiction shall be of the competent Courts as indicated in the Tender or Contract, as the case may be.
- 10.2 Changes and supplements as well as termination notices need to be made in writing.
- 10.3 If the Bidder(s)/ Contractor(s) is a partnership or a consortium or a joint venture, this Integrity Pact shall be signed by all partners of the partnership or joint venture or all consortium members.
- 10.4 Should one or several provisions of this Integrity Pact turn out to be invalid, the remainder of this Integrity Pact remains valid. In this case, the parties will strive to come to an agreement to their original intentions.
- 10.5 Only those bidders / contractors who have entered into this Integrity Pact with the Principal would be competent to participate in the bidding. In other words, entering into this Integrity Pact would be a preliminary qualification.
- 10.6 In the event of any dispute between the Principal and Bidder(s)/ Contractor(s) relating to the Contract, in case, both the parties are agreeable, they may try to settle dispute through Mediation before the panel of IEMs in a time bound manner. In case, the dispute remains unresolved even after mediation by the panel of IEMs, either party may take further action as the terms & conditions of the Contract. The fees/expenses on dispute resolution through mediation shall be shared by both the parties. Further, the mediation proceedings shall be confidential in nature and the parties shall keep confidential all matters relating to the mediation proceedings including any settlement agreement arrived at between the parties as outcome of mediation. Any views expressed, suggestions, admissions or proposals etc. made by either party in the course of mediation shall not be relied upon or introduced as evidence in any further arbitral or judicial proceedings, whether or not such proceedings relate to the dispute that is the subject of mediation proceedings. Neither of the parties shall present IEMs as witness in any Alternative Dispute Resolution or judicial proceedings in respect of the dispute that was subject of mediation.



 For & On behalf of the Principal
 (Office Seal) **K. UDAYA KUMAR**
 Dy. Manager / MM / Purchase / RM
 Bharat Heavy Electricals Limited
 Tiruchirappalli, Tamil Nadu - 620 014

 For & On behalf of the Bidder/ Contractor
 (Office Seal)


Place BHEL, TRICHY

Date _____

06.11.2023

Witness: 
 (Name & Address) KRISHNA SAMAD
BHEL, TRICHY

Witness: _____
 (Name & Address) _____

 BHEL - TRICHY	THIRD PARTY NON-DISCLOSURE AGREEMENT	Doc.No. : ISMS-04/TP/011	
		Ver. No: 3.0	Rev. No: 00
		Date : 27 - 10 - 14	

THIRD PARTY NON-DISCLOSURE AGREEMENT

I, _____, on behalf of the _____ (Name of Company), acknowledge that the information received or generated, directly or indirectly, while working with BHEL, Trichy on contract is confidential and that the nature of the business of the BHEL, Trichy is such that the following conditions are reasonable, and therefore:

I warrant and agree as follows:

I, or any other personnel employed or engaged by our company, agree not to disclose, directly or indirectly, any information related to the BHEL, Trichy Without restricting the generality of the foregoing, it is agreed that we will not disclose such information consisting but not necessarily limited to:

- Technical information: Methods, drawings, processes, formulae, compositions, systems, techniques, inventions, computer programs/data/configuration and research projects.
- Business information: Customer lists, project schedules, pricing data, estimates, financial or marketing data,

On conclusion of contract, I, or any other personnel employed or engaged by our company shall return to BHEL, Trichy all documents and property of BHEL, Trichy, including: drawings, blueprints, reports, manuals, computer programs/data/configuration, and all other materials and all copies thereof relating in any way to BHEL, Trichy 's business, or in any way obtained by me during the course of contract. I further agree that I, or any others employed or engaged by our company shall not retain copies, notes or abstracts of the foregoing.

This obligation of confidence shall continue after the conclusion of the contract also.

I acknowledge that the aforesaid restrictions are necessary and fundamental to the business of the BHEL, Trichy and are reasonable given the nature of the business carried on by the BHEL, Trichy I agree that this agreement shall be governed by and construed in accordance with the laws of country.

I enter into this agreement totally voluntarily, with full knowledge of its meaning, and without duress.

Dated at _____, this ____ day of _____, 20__.

Name

Company

Signature



CORPORATE QUALITY ASSURANCE
SUB-VENDOR QUESTIONNAIRE

i.	Item/Scope of Sub-contracting	
ii.	Address of the registered office	Details of Contact Person (Name, Designation, Mobile, Email)
iii.	Name and Address of the proposed Sub-vendor's works where item is being manufactured	Details of Contact Person: (Name, Designation, Mobile, Email)
iv.	Annual Production Capacity for proposed item/scope of sub-contracting	
v.	Annual production for last 3 years for proposed item/scope of sub-contracting	
vi.	Details of proposed works	
1.	Year of establishment of present works	
2.	Year of commencement of manufacturing at above works	
3.	Details of change in Works address in past (if any)	
4.	Total Area	
	Covered Area	
5.	Factory Registration Certificate	Details attached at Annexure – F2.1
6.	Design/ Research & development set-up (No. of manpower, their qualification, machines & tools employed etc.)	Applicable / Not applicable if manufacturing is as per Main Contractor/purchaser design) Details attached at Annexure – F2.2 (if applicable)
7.	Overall organization Chart with Manpower Details (Design/Manufacturing/Quality etc)	Details attached at Annexure – F2.3
8.	After sales service set up in India, in case of foreign sub-vendor (Location, Contact Person, Contact details etc.)	Applicable / Not applicable Details attached at Annexure – F2.4
9.	Manufacturing process execution plan with flow chart indicating various stages of manufacturing from raw material to finished product including outsourced process, if any	Details attached at Annexure – F2.5



CORPORATE QUALITY ASSURANCE
SUB-VENDOR QUESTIONNAIRE

10.	Quality Control exercised during receipt of raw material/BOI, in-process , Final Testing, packing			Details attached at Annexure – F2.6			
11.	Manufacturing facilities (List of machines, special process facilities, material handling etc.)			Details attached at Annexure – F2.7			
12.	Testing facilities (List of testing equipment)			Details attached at Annexure – F2.8			
13.	If manufacturing process involves fabrication then-			Applicable / Not applicable			
	List of qualified Welders			Details attached at Annexure – F2.9			
	List of qualified NDT personnel with area of specialization			(if applicable)			
14.	List of out-sourced manufacturing processes with Sub-Vendors' names & addresses			Applicable / Not applicable Details attached at Annexure. –F2.10 (if applicable)			
15.	Supply reference list including recent supplies			Details attached at Annexure – F2.11 (as per format given below)			
<i>Project/ package</i>	<i>Customer Name</i>	<i>Supplied Item (Type/Rating/Model /Capacity/Size etc)</i>	<i>PO ref no/date</i>	<i>Supplied Quantity</i>	<i>Date of Supply</i>		
16.	Product satisfactory performance feedback letter/certificates/End User Feedback			Attached at annexure - F2.12			
17.	Summary of Type Test Report (Type Test Details, Report No, Agency, Date of testing) for the proposed product (similar or higher rating) Note:- Reports need not to be submitted			Applicable / Not applicable Details attached at Annexure – F2.13 (if applicable)			
18.	Statutory / mandatory certification for the proposed product			Applicable / Not applicable Details attached at Annexure – F2.14 (if applicable)			
19.	Copy of ISO 9001 certificate (if available)			Attached at Annexure – F2.15			
20.	Product technical catalogues for proposed item (if available)			Details attached at Annexure – F2.16			
Name		Desig:		Sign:		Date:	

Company's Seal/Stamp:-

BHARAT HEAVY ELECTRICAL LIMITED
MM/RM/ PLANNING/ PIPES

Ref- MM/RM Planning/ Pipes/ Rev 03

Dt.- 25.04.2023

Pre- Qualification requirements (PQR) for the procurement of seamless Carbon Steel/ Alloy Steel/ Stainless Steel Pipes through Open Tender (As per TDC: 101 Rev 20, TDG: 7381 Rev 01, TDG: 101 Rev 13) 21

S Anand
06/11/23

Note- Vendor to indicate nature of firm i.e. Manufacturer or Trader/Stockist. Offer will be evaluated based on the PQR for respective category.

एस. आनंद कुमार / S. ANAND KUMAR
वरिष्ठ उप महाप्रबंधक
Sr. Deputy General Manager
सामग्री प्रबंधन / आरएम
Materials Management / RM
बीएचईएल, तिरुच्चि / BHEL, Trichy - 620 014

PQR for Manufacturer:

A) Organizational Capability:

1. Manufacturers having pipe mill are only eligible to participate. Offer from fabricators are not acceptable and will not be considered for evaluation. Product catalogue shall be submitted.
2. Source of raw material (Billets or blooms) for the manufacturing of Pipes shall be from IBR approved well known steel maker or certified by IBR approved inspecting authority (Form-IV to be attached in all cases). If the Raw material is sourced from different sources, all the sources should be indicated in the offer, and the supplies should be restricted to the indicated list of raw material sources.
3. Optionally, for OD upto 76.2 MM, If the supplier is having only cold mill facility for conversion of Mother hollows to finished pipes, the raw material mother hollow shall be sourced from BHEL approved suppliers only (List attached). The source of mother hollow shall be declared along with the offer for BHEL approval. For the submitted mother hollow sources, the supplier shall submit original test certificate/s of mother hollow along with product test certificate/s. The Source of raw material (Billets or blooms) shall be as per Cl.2 above.
4. As per the steel and Steel products (Quality Control) Order-2020 dt.27.05.2020 issued by Ministry of Steel, Government of India, all stainless steel tubes shall be made from the stainless steel products (billets/blooms) confirming to equivalent IS standards. IS marked raw material MTC (Billets/ Blooms) shall be submitted along with product test certificate/s.
5. Supplier shall submit filled in supplier facility report for Pipe mill (Format enclosed). Supplier without basic manufacturing facilities in- house, shall not be considered for evaluation. In -house facilities for heat treatment & Non-destructive Testing (On-line U/T & Online Thickness Measurement facility for Pipes) are mandatory requirement for consideration of offer.
6. Chemical, Mechanical testing shall be done in house or at Labs certified as per ISO 17025 or Government approved labs.
7. Suppliers shall submit a valid ISO 9001 certificate or Quality Assurance Manual or Written down procedure.
8. BHEL/End customer reserve the right to inspect the item ordered at any stage at vendor's works and if found not meeting the stipulated conditions, material is liable for rejection.
9. BHEL/End customer reserves the right to inspect the first lot of materials at vendor's works for giving clearance before bulk production.
10. BHEL reserves the right to visit supplier's works to audit and inspect to ensure the capability for technical evaluation.

Page 1 of 4

25-04-2023
(DEEPESH-V)
SM/RA

S Anand
25/04/2023
(S. ANAND KUMAR)
SDGM/MM

BHARAT HEAVY ELECTRICAL LIMITED
MM/RM/ PLANNING/ PIPES

Ref- MM/RM Planning/ Pipes/ Rev 03

Dt.- 25.04.2023

Pre- Qualification requirements (PQR) for the procurement of seamless Carbon Steel/ Alloy Steel/ Stainless Steel Pipes through Open Tender (As per TDC: 101 Rev 20, TDG: 7381 Rev 01, TDG: 101 Rev 13)

21 *S. Anand*
06/11/23

एस. आनंद कुमार / S. ANAND KUMAR
वरिष्ठ उप महाप्रबंधक
Sr. Deputy General Manager
सामग्री प्रबंधन / आरएम
Materials Management / RM
बीएचईएल, तिरुचि / BHEL, Trichy - 620 014

B) Technical Competence:

1. Point by point confirmation to the TDC requirements is mandatory for consideration of the offer and signed TDC shall be submitted.
2. Suppliers shall submit the manufacturing process flow chart from Raw material (Billets or Blooms) to finished product to meet the TDC requirements along with technical bid.
3. Suppliers shall submit the experienced manpower details specific to Manufacturing, Quality and NDE requirements.

C) Past Experience / Performance:

1. Suppliers shall indicate their annual installed capacity for the tendered specifications & it shall be more than the tendered quantity for each specification.
2. Suppliers shall have supplied tubes as per the specification given below.
 - i. For Carbon Steel Pipes: Either in SA106GRB/ SA106GRC or any alloy steel Grades.
 - ii. For Alloy Steel Pipes: Either in SA335P12 / SA335P22 or any higher alloy steel grades.
 - iii. For Alloy Steel Pipes (SA335P91): Either in SA335P91/ SA335P92 Grades
 - iv. For Alloy Steel Pipes (SA335P92): In respective grade SA335P92.
 - v. For Stainless Steel Pipes: Either in SA312TP316, SA312TP316L or any higher Stainless Steel grades
3. Details of supplies made in past 5 years indicating the quantity, size, specification & customer details shall be submitted year wise.
4. Unpriced PO copies & Proof of supply (such as invoice / bill of lading copies and sample test certificates) against the tendered specification shall be submitted as mentioned above in Clause C2.
5. Unpriced PO copies & Proof of supply (such as invoice / bill of lading copies and sample test certificates) covering minimum and maximum sizes meeting the tendered size requirements shall be submitted as mentioned above in Clause C2.
6. The manufacturing size range shall be indicated in the offer. However, if credential is not available for any specific tendered size, then specific declaration shall be submitted by mill stating the capability to produce that quoted size/s.

D) Financial Soundness

1. Indigenous suppliers shall submit Audited copies of annual reports (Balance Sheets), Profit & Loss statement for the last four years (or from date of incorporation whichever is less).
2. Import suppliers shall submit latest report from a reputed third party business rating agency like Dun & Bradstreet, Credit reform etc.

Page 2 of 4
DEEPESH V
SM/QA

S. Anand
25/04/2023
(S. ANAND KUMAR)
SDGM / MM

BHARAT HEAVY ELECTRICAL LIMITED
MM/RM/ PLANNING/ PIPES

Ref- MM/RM Planning/ Pipes/ Rev 03

Dt.- 25.04.2023

Pre- Qualification requirements (PQR) for the procurement of seamless Carbon Steel/ Alloy Steel/ Stainless Steel Pipes through Open Tender (As per TDC: 101 Rev 20, TDG: 7381 Rev 01, TDG: 101 Rev 13)

21
S. Anand
06/11/23

PQR for Trader/Stockist:

एस. आनंद कुमार / S. ANAND KUMAR
वरिष्ठ उप महाप्रबंधक
Sr. Deputy General Manager
सामग्री प्रबंधन / आरएम
Materials Management / RM
वाराणसी, भारत

1. Trader/Stockist is acceptable subject to customer approval.
2. Trader/Stockist shall submit a valid ISO 9001 certificate or Quality Assurance Manual or written down procedure.
3. For stock and sale purpose, one IBR form shall be issued for not more than ten tubes/ five pipes.
4. Trader/Stockist shall supply materials only as per BHEL TDC. The sources of tubes/pipes have to be specified in the offer. Acceptance of offers is subject to sourcing of tubes & pipes from BHEL approved sources listed in the tender. For projects calling for specific customer approval, acceptance of offers is subject to customer approval and meeting of any other applicable customer specific requirements such as QP etc.
5. Mill TC & IBR forms (IIIA & IIIB) shall be submitted only by tube/pipe manufacturers (not by trader/stockist). Copy of Tax invoice from manufacturers for the supplied lot shall be submitted along with Mill TCs.
6. In case of material supplied from stock, Pre dispatch inspection will be carried out by BHEL/ BHEL TPIA at warehouse.
7. For Stocked material > 6 months based on TC date, the representative sample (each size/material grade) shall be tested at NABL accredited lab for surface contamination & pitting in addition to 100% visual examination. The above tests/examinations will be witnessed by BHEL/BHEL TPIA. BHEL reserves the right to accept/reject based on test reports.
8. BHEL PO, BHEL TDC, Rev. no., shall be mentioned separately by the stockiest/trader in the TC/IBR form. Also, the TC/IBR form shall indicate "BHEL", as the customer.
9. Trader/Stockist shall submit Compliance report to TDC and IBR requirements duly vetted by OEM during submission of offer.
10. Trader/Stockist shall submit Material Test Certificates from Manufacturer and Guarantee Certificate to be submitted by trader/stockist.
11. Trader/Stockist shall provide replacement of material at BHEL shop/project Site in case of any nonconformance in the supplied material.
12. Trader/Stockist shall have supplied the steel products like pipes, tubes, plates, round in the last 5 years.
13. Supply credentials in the recent past like unpriced PO copies with corresponding proof of supply such as invoice/LR, test certificates shall be submitted.
14. Trader/Stockist shall submit copies of annual reports (balance sheets), profit & Loss Statement for the last three years (or from date of incorporation whichever is less) and GST Certificate.

Page 3 of 4
DEEPESH-V
(SM/QA)

S. Anand
25/04/2023
(S. ANAND KUMAR)
SDGM/MM

BHARAT HEAVY ELECTRICAL LIMITED
MM/RM/ PLANNING/ PIPES

Ref- MM/RM Planning/ Pipes/ Rev 03

Dt.- 25.04.2023

Pre- Qualification requirements (PQR) for the procurement of seamless Carbon Steel/ Alloy Steel/ Stainless Steel Pipes through Open Tender (As per TDC: 101 Rev 20, TDG: 7381 Rev 01, TDG: 101 Rev 13)

21 S. Anand
06/11/23

Note:

1. Necessary supporting documents shall be submitted for meeting each of the above Pre- Qualification Criteria for evaluation of the offers.
2. BHEL shall consider/Not-consider the offers based on the evaluation of documents submitted for the above Pre-Qualification Criteria. If required, BHEL shall make on-site assessment of the facilities at supplier's works during the bid evaluation.

एस. आनंद कुमार / S. ANAND KUMAR
वरिष्ठ उप महाप्रबंधक
Sr. Deputy General Manager
सामग्री प्रबंधन / आरएम
Materials Management / RM
दीर्घावधि / DPM / 200 314

25-04-2023
(DEEPESH-U)
JM/BA

S. Anand
25/04/2023
(S. ANAND KUMAR)
SDGM MM




**BHARAT HEAVY ELECTRICALS LIMITED
TIRUCHIRAPALLI 620 014**

QUALITY ASSURANCE

SIP: PP: 21 Rev. 08

Page 1 of 4

**COLOUR CODES FOR TUBES AND PIPES
(FOR BOILERS, PRESSURE VESSELS & HEAT EXCHANGERS)**

REVISION	DATE	PREPARED	REVIEWED	APPROVED
01	05-02-1999	R. Sasikumar	A. R. Reddy	K. Rengachari
02	22-07-2004	K. Ganesan	U. Revisankaran	C. R. Raju
03	20-01-2009	V. Kalyanaraman	S.Selvarajan	U. Revisankaran
04	13-05-2011	C. Haritha	V. Kalyanaraman	S. Selvarajan
05	27-05-2015	Vaibhav Saxena	S. Selvarajan	U. Revisankaran
06	28-10-2015	Vaibhav Saxena	Manu Shankar. H	S. Selvarajan
07	21-12-2016	Vaibhav Saxena	S. Selvarajan	U. Revisankaran
08	24-05-2018	 Vaibhav Saxena	 J. V. V. Aruna Kumar	 Amit Roy

RECORD OF REVISIONS

Rev. No	Clause No.	Details of Revision	Remarks
01		New Specifications included based on TDC revision.	--
02		Amendment A1 dt. 26.04.01 issued for Rev. 01 incorporated. Colour code for SA 213 Gr. T23 added.	--
03		1) Colour code for SA 213 Gr. T92, P23, P92, SA178 Gr. D added. 2) Colour code for SA 210 Gr. C modified to BLUE only.(From BLUE & GREEN)	--
04		Colour code for super 304H added	--
05		1) First para modified for clarity for colour codes containing more than one colours. 2) UNS number for Super 304H added.	--
06		Colour code for super 304H corrected in line with Revision 04.	--
07		1) First paragraph modified to include Instructions for sequence for colour code bands. 2) Sl. No. column added in table. 3) Colour code for SA 312 Gr. TP 304H added.	--
08		Revised to include color code for Inconel SB 167 UNS N06617 (Alloy 617) material	--

Following Colour codes are to be applied as longitudinal bands (if not specified in other documents) on tubes & pipes to identify them to specification during receipt, storage, issue and processing. For heat exchanger tubes circumferential colour code can be provided at both ends of tubes (300 mm away from end). If the Colour code contains more than one Colour then bands of Colours shall be applied adjacent to each other without any overlap. In case of multiple colour bands, the sequence shall be maintained as indicated in the table.

Sl. No.	Specification	Colour 1	Colour 2	Colour 3
1.	12 X 1 MØ	RED	YELLOW	
2.	13 Cr Mo 44	ALUMINIUM	BLACK	
3.	A 200 Gr. T5	ALUMINIUM	RED	YELLOW
4.	A 200 Gr. T9	ALUMINIUM	GREEN	YELLOW
5.	AISI 602	WHITE	YELLOW	
6.	API 5L Gr. B	ALUMINIUM		
7.	BS 3059 PART2 CDS/HFS 360	ALUMINIUM	BLACK	BROWN
8.	BS 3059 P2 S2 440	ALUMINIUM	BLACK	RED
9.	BS 3059 P2 S2 622 Gr. 490	ALUMINIUM	BLACK	GREEN
10.	BS 3602 PART1 CDS 360	ALUMINIUM	BLACK	BLUE
11.	NFA49-213 42C	ALUMINIUM	BLUE	BROWN
12.	NFA49-213 TU 10CD9.10	ALUMINIUM	BLUE	RED
13.	NFA49-213 TU 15CD2.05	ALUMINIUM	BLUE	GREEN
14.	NFA49-213 TU Z10CD9	ALUMINIUM	BLUE	YELLOW
15.	NFA49-213 TU Z10CDVNB09.01	ALUMINIUM	GREEN	RED
16.	SA 106 Gr. B	RED		
17.	SA 106 Gr. C	BLUE		
18.	SA 178 Gr. D	ORANGE		
19.	SA 179	BLACK	BLUE	GREEN
20.	SA 192	WHITE		
21.	SA 199 T5	BLUE	BROWN	RED
22.	SA 209 Gr. T1	ALUMINIUM	RED	
23.	SA 210 Gr. A1	YELLOW		
24.	SA 210 Gr. C	BLUE		
25.	SA 213 Gr. T11	ALUMINIUM	YELLOW	
26.	SA 213 Gr. T12	BROWN	YELLOW	
27.	SA 213 Gr. T2	BROWN	GREEN	
28.	SA 213 Gr. T22	GREEN	RED	
29.	SA 213 Gr. T23	RED	WHITE	
30.	SA 213 Gr. T5	BLACK	BROWN	GREEN
31.	SA 213 Gr. T9	BROWN	WHITE	
32.	SA 213 Gr. T91	GREEN	YELLOW	
33.	SA 213 Gr. T92	BROWN	BLUE	
34.	SA 213 Gr. TP 304	BLUE	GREEN	YELLOW
35.	SA 213 Gr. TP 304H	BLACK	BLUE	YELLOW
36.	SA 213 Gr. TP 304L	BLUE	WHITE	YELLOW
37.	SA 213 Gr. TP 309H	BLACK	BROWN	YELLOW
38.	SA 213 Gr. TP 316	BROWN		
39.	SA 213 Gr. TP 316 Ti	BLACK	BLUE	
40.	SA 213 Gr. TP 316L	BLUE	BROWN	YELLOW
41.	SA 213 Gr. TP 321	BLUE	WHITE	
42.	SA 213 Gr. TP 321H	BLACK	WHITE	
43.	SA 213 Gr. TP 347H	BLACK	YELLOW	

Sl. No.	Specification	Colour 1	Colour 2	Colour 3
44.	SA 268 Gr. TP 405	ALUMINIUM	GREEN	
45.	SA 268 Gr. TP 410	BROWN	RED	YELLOW
46.	SA 268 Gr. TP 443	BLUE	GREEN	WHITE
47.	SA 269 TP 316	GREEN	RED	YELLOW
48.	SA 312 Gr. TP 304	BLUE	YELLOW	
49.	SA 312 Gr. TP 304L	BLUE	RED	YELLOW
50.	SA 312 Gr. TP 304H	BLACK	BLUE	YELLOW
51.	SA 312 Gr. TP 316	BLACK	GREEN	
52.	SA 312 Gr. TP 316L	BLACK	BLUE	BROWN
53.	SA 312 Gr. TP 321	BLUE	BROWN	
54.	SA 312 Gr. TP 347	BLUE	RED	WHITE
55.	SA 333 Gr. 1	BLACK	BROWN	RED
56.	SA 333 Gr. 3	BLACK	GREEN	RED
57.	SA 333 Gr. 6	BLUE	GREEN	RED
58.	SA 334 Gr. 1	BROWN	GREEN	RED
59.	SA 334 Gr. 3	BLACK	RED	YELLOW
60.	SA 334 Gr. 6	BLACK	BLUE	RED
61.	SA 335 Gr. P1	BROWN	GREEN	YELLOW
62.	SA 335 Gr. P11	GREEN	WHITE	
63.	SA 335 Gr. P12	BLACK	RED	
64.	SA 335 Gr. P2	BLUE	BROWN	GREEN
65.	SA 335 Gr. P22	BLUE	RED	
66.	SA 335 Gr. P23	RED	WHITE	
67.	SA 335 Gr. P5	BLACK	BROWN	
68.	SA 335 Gr. P9	ALUMINIUM	BROWN	
69.	SA 335 Gr. P91	BROWN	RED	
70.	SA 335 Gr. P92	BROWN	BLUE	
71.	SB 163 Inconel	BLACK	GREEN	YELLOW
72.	ST 35.4	ALUMINIUM	BLUE	
73.	Steel 20	GREEN		
74.	Structural Tubes & Pipes	BLUE	BROWN	WHITE
75.	X20 Cr Mo V 121	BLACK		
76.	SA 213 UNS S30432(Super 304)	BLACK	RED	GREEN
77.	SB 167 UNS N06617 (Alloy 617)	BLACK	WHITE	BROWN

@@@@@@@@@@

Technical: Seamless Tubes & Pipes Suppliers (Carbon / Alloy / Stainless Steel) Supplier Facility Report

1. Name of the Company

2. Address of the Registered Office
(Telephone, E-Mail, Fax)

3. Factory Location and Address
(Telephone, E-Mail, Fax)

4. Installed Capacity (Tonnes / Year)

4.1) Carbon Steel

a) SA 192

b) SA 210 Gr. A1, C

c) SA 106 Gr. B, C

d) Riffled Tube / SA 210 Gr. C

4.2) Alloy Steel

a) SA 335 P11, P12, P22

b) SA 213 T11, T22

c) SA 335 P91, SA 213 T91

d) SA 335 P23, P92

e) SA 213 T23, T92

f) Riffled Tube /
SA 213 T12, T22, T23

4.3) Stainless Steel

a) SA 213 TP 304H

b) SA 213 TP 347H

c) SA TP 347HFG

d) Super 304H

5. Are you making your own steel (Bloom) for making Tubes / Pipes ? YES NO

6. If yes, for Sl. No. 5

a) Type of Furnace

b) Capacity of furnaces
(Metric Tonnes / Melt)

c) Facility for manufacture
of Blooms

7. If No, for Sl. No. 5

a) Source of Raw Material (Blooms)

8. Tube / Pipe Manufacturing Facility details

8.1 Capacity of the rolling mill with respect to
Diameter (Minimum and Maximum),
Thickness (Minimum and Maximum) and
Length (Maximum)

a) Through Hot Finishing

b) Through Cold Finishing

8.2 Type & Make of Hot Mill along with the details
of the Individual Equipments

8.3 Type & Make of Cold Mill along with the details
of the Individual Equipments

9. Heat Treatment Facility Details

a) Capacity of the Furnaces

b) Type of Heat Treatment Carried out
(Batch or Continuous)

10. In House Testing Equipments Details

a) Online UT Facilities

b) Online Eddy Current (EC) Facility

c) Hydro Test Facilities
(Indicate the Maximum Pressure)

d) Chemical and Mechanical Testing Facilities

11. Details of Accreditation for Quality Systems
(Like ISO, ASME, API etc.,)

12. Are you Approved by any
Third Party / Statutory Agency ?
If so, specify the Agency (**Attach details in ENGLISH**)

13. Have you manufactured the following
Size / Specification / Length to

BHEL or any other well-known Boiler Manufacturer for Boiler Application

Please provide the details of to whom, when and how much supplied.

→ a) **TUBES:**

TUBES REQUIREMENT- LENGTH : 6500 mm to 13800 mm			
SL. NO.	OUTER DIAMETER	WALL THICKNESS	SPECIFICATION
1	21.3 to 73.01 mm	2.11 to 14.02 mm	SA 106 Gr B / Gr C (Carbon Steel) SA 335 P12, P22, P23, P91, P92 (Alloy Steel)
2	28.6 to 76.1 mm	3.2 to 12.5 mm	SA 192 / SA 210 Gr A1 / Gr C (Carbon Steel) SA 210 Gr. C (Rifle Tubes) SA 213 T12, T22, T23 (Alloy Rifle Tubes)
3	14 to 76.1 mm	3.2 to 12.5 mm	SA 213 T11, T22, T23, T91, T92 (Alloy Steel) SA 213 TP 304 H, TP 347 H, TP 347 HFG, Super 304 H (SS)

b) **PIPES:**

PIPES REQUIREMENT – LENGTH 3000 mm to 9000 mm			
SL. NO.	OUTER DIAMETER	WALL THICKNESS	SPECIFICATION
1	88.9 to 864.00 mm	3.96 to 148.0 mm	SA106 Gr B / Gr C (Carbon Steel)
2	88.9 to 965.00 mm	3.96 to 130.0 mm	SA335 P11, P12, P22, P23 (Alloy Steel)
3	127.0 to 812.8 mm	11.50 to 100.00 mm	SA335 P91, P92 (Alloy Steel)
4	88.9 to 323.9 mm	3.05 to 12.5 mm	SA312 TP304H, 321 H, 316 (SS)

14. Please go thro the attached **Technical Delivery Condition (TDC)** and give point-by-point confirmation.

a) **For Tubes:** TDC: 0:102, 0:105, 0:119

b) **For Pipes:** TDC: 0:101, TDG: 32, TDG: 100, TDG: 101, TDG: 26, TDG: 6876

PLACE :

DATE :

SIGNATURE WITH SEAL

NOTE: Enclose Additional Sheets / Annexures wherever required referring the SI. No. of this format.



Product: Seamless Steel Pipes (for Boiler And Piping)

Record of Revision:

Rev 10: 27/01/04 Cl.8 Hydraulic test removed, further clauses renumbered. Annexures introduced for Cl.11. In Cl.2 limits for carbon in Gr C modified. In Cl. 4 normalizing made mandatory for all pipes of Gr C& Gr B meant for fitting. In Cl.5.0 test coupon for pipes meant for fittings removed.

Rev 11: 29/12/07 Cl 1, P92 included. P2, P5, P9, 304L, 321 Deleted.Cl.4, 10, 11, modified.

Rev 12: 29/07/10 Cl 1, P91, P92 Deleted and included in TDC 0123; Cl: 4, 5, 7, 8, 10, 11 modified.

Rev 13: 26/10/12 Cl 2, 6 & 11 modified for SS material

Rev 14: 29/12/12 Cl 4 – Heat treatment for CS modified. Cl 6 – corrected.

Rev 15: 28/11/13 TDC 123 Rev 00 and TDG 32 Rev 03 merged with TDC 101 Rev 15 & Product description modified. Cl 3 added. Cl 5, Cl 8, Cl12 modified. SA335 Gr 91, 92 included (Cl 1) and subsequent dimensional tolerance (Cl 3), heat treatment (Cl 5), mechanical testing (Cl 6), and photomicrograph (Cl 7 iii) added. SA335 Gr 23 removed from TDC 123 Rev 00

Rev 16: Cl 3– OD & ID tolerance revised, Cl 5– temperature for Gr 91, 92 modified, Cl 6 – mechanical test values changed in-line with ALSTOM purchase specification, Cl 7 – PMI magnification & frequency clarified, Cl 9&11 – modified, Cl 12-changed as per latest IBR.

Rev 17: Dt: 13/10/2017: Cl 1 modified; Cl 4 modified to include finishing process and polygonization requirements for pipes of OD ≤ 76.1; Cl 5 modified; Cl 6(c) added to include creep requirements; Cl 8 & 9 modified; Cl 12-changed as per latest IBR to include MAWP requirements and IBR Form IV.

Rev. 18: Dt: 11/11/2017: Cl. 6(c), Cl.12.3 (vii)-creep requirements removed.

Rev. 19: Dt: 03/05/2018: Cl 2 added to include Billet/Bloom Requirements, Cl. 13.3 (vii) added to include mill TC certification

Rev. 20: Dt: 26/09/2019: Cl 2 modified based on feedback from user departments, suppliers and internal discussions, Cl 14 added

Rev. 21: Dt: 09/10/2023: Cl.1 modified to include Type 1 & 2 for P91, Cl.4 - Note added for clarity, Cl. 13.3 (viii) added to include certification for visual inspection in TC, Cl. 15 added to include supplementary requirement for P92 grade

1. MATERIAL:

Specification	:	ASME (Latest as on the date of Enquiry/PO, whichever is earlier):
Carbon Steel (CS)	:	SA106 Gr B & C
Alloy Steel (AS)	:	SA 335 Gr P11, P12, P22, P91 (<i>Type 1 & Type 2</i>) & P92 (Code Case: 2179)
Stainless Steel (SS)	:	SA 312 Gr TP 316, TP 316L
Additional requirement	:	As listed below (Supplementary to above material specifications).
Pipe Size and Qty	:	As per Purchase Order

2. BILLET/BLOOM REQUIREMENTS:

The billets/blooms shall be fully killed.

For carbon steel and alloy steel, billets/blooms shall be made by vacuum degassing. For Stainless steel, billets/blooms shall be made by vacuum degassing or argon oxygen decarburization (AOD).

Chemistry shall be controlled as given below for below specified grades. For all other grades, it shall be as per applicable material specifications:

Ladle Analysis:	SA 106 Gr B:	Carbon: 0.25% Max.
	SA 106 Gr C:	Thickness ≤ 20mm Carbon: 0.25% Max. Thickness > 20mm Carbon: 0.30% Max.
	SA335 P92 :	Si: 0.10-0.50%; Ni: 0.30% max and Cu: 0.25% max

The billet/bloom shall conform to the chemical and process requirements of respective pipe specifications. The billet/bloom shall be sourced from IBR well-known steel makers or with inspection and certification by IBR authorized Inspecting Authority in case the mill is not approved by IBR. Mill test certificate shall be submitted to BHEL.

3. CHEMICAL COMPOSITION:

3.1 **Product analysis** on pipes is required for all steels. Chemistry shall be controlled as per applicable material specifications and the elements including Carbon (for SA 106 Gr B & C), Si, Ni & Cu (for SA335 GrP92) as indicated in Clause 2 shall also be reported in the product analysis.

Product: Seamless Steel Pipes (for Boiler And Piping)

3.2 All raw materials used in steel making including incoming scrap shall be checked by supplier to ensure freedom from radioactivity (Applicable for SS material only).

4. DIMENSIONAL TOLERANCES:

- 4.1 SA335 Gr P91, P92: For outside diameter (OD) controlled Pipes the tolerance on OD shall be: $\pm 1\%$ (Max: 4mm) of Nominal OD.
- 4.2 Other than SA335 Gr P91, P92: For outside diameter (OD) controlled Pipes the tolerance on OD shall be: $\pm 1\%$ (Max: 6 mm) of nominal OD.
- 4.3 ID specified pipes are specified by the maximum internal diameter and minimum wall thickness. The tolerance if not specified in the PO shall be ID: +0.0mm, -3.2mm & Thickness: +6.4mm, -0.0mm
Weight per metre: +10%, -5% on nominal weight **

** Nominal weight of ID pipe per metre shall be calculated as follows,

$$\text{Weight}_{\text{nom}} = (\text{ID}_{\text{nom}} + t_{\text{nom}}) * t_{\text{nom}} * 0.02466 \text{ kg/metre, where}$$

$$\text{ID}_{\text{nom}} = \text{ID}_{\text{max}} - 1.6\text{mm}; t_{\text{nom}} = t_{\text{min}} + 3.2\text{mm}$$

Note: In case of variance in tolerance between TDC and material specification/statutory requirements, the more stringent of the two shall be followed.

5. STRAIGHTNESS & POLYGONIZATION:

The Pipes shall not deviate from straightness by more than 1mm in any one meter and shall not be more than 6mm over the entire length for Pipes of OD > 76.1mm. A sharp bend at the end or kink and twist are not acceptable. These limitations are applicable for any given plane.

Also, for Pipes with OD $\leq 76.1\text{mm}$, the pipes shall be made by process specified below:

- 1. All pipes shall be cold formed in case of “t/D” ratios > 0.15, where “t” is the specified nominal wall thickness and “D” is the specified nominal OD of the pipe.
- 2. Pipes may be cold formed or hot formed in case of “t/D” ratios upto and including 0.15.
- 3. The degree of polygonization (P), measured as indicated in Fig.1 & calculated using the below formula, shall not exceed 15% in both the above cases:

$$P = \{[\sum SB - \sum SA] / [0.135 * (3D - \sum SA)]\} * 100$$

Where, P is the degree of polygonization in %

D is the specified nominal OD of the pipe

$\sum SB$ is the sum of maximum pipe wall thicknesses measured at 6 locations 60 degrees apart and

$\sum SA$ is the sum of minimum pipe wall thicknesses measured at 6 locations 60 degrees apart.

Wall thickness shall be measured using profile projector/shadowgraph/digital scanner/any other suitable instrument meant for this purpose.

Definition of the measure points:

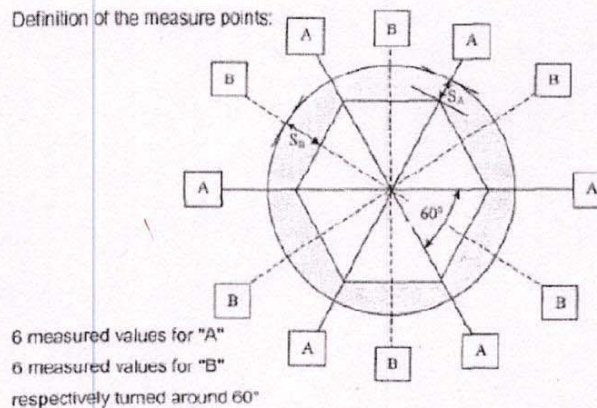



Fig. 1

	BHEL – Tiruchirappalli - 620014, India. Quality Assurance Department TECHNICAL DELIVERY CONDITIONS	Doc No: TDC:0:101 Rev No: 21 Effective Date: 24/10/2023 Page: 3 of 5
Product: Seamless Steel Pipes (for Boiler And Piping)		

6. HEAT TREATMENT:

The heat treatment temperatures and soaking time shall be reported in the test certificate.

- 6.1 CS: Hot Finished: OD \leq 76.1mm no heat treatment required. OD > 76.1mm shall be in Normalized condition.
CS: Cold Finished: All sizes – In sub critical annealed, fully annealed or in Normalised condition.
- 6.2 AS: All sizes – SA335 Gr P11, P12 & P22 – Either in Normalised and tempered or Isothermal Annealed condition.
- 6.3 AS: All sizes – SA335 Gr P91 & P92: All pipes Normalised as per material specification and Tempered at 750-780 °C.
- 6.4 SS: All sizes – Solution Annealed condition as per material specification.

7. MECHANICAL TESTS:

- a) As per specification. Quantum of test: As per specification – For each nominal size per heat per heat treatment batch. (Minimum 2 pipes for first 100 pipes and 1 per 100 or part thereof for pipes over 100 numbers, as per IBR).
- b) For alloy steel pipes meant for fitting (As indicated in the Purchase order), test coupon shall be in normalised and tempered condition.
P91- TS: Min: 630MPa, Max: 850MPa; YS: (0.2% offset):450MPa Min; Hardness (HB): Min: 195 Max: 250
P92- TS: Min: 630MPa, Max: 850MPa; Hardness (HB): Min: 190 Max: 250
P91, P92 hardness shall be checked on each pipe and values reported in MTC.

8. NON DESTRUCTIVE TEST:

- 8.1 ULTRASONIC TEST : ASTM E213
Calibration: Axial 50 mm long V or Square notch, one in OD and the other in ID. Notch Depth: 5% of Max.Thickness.(Min. 0.3 mm, Max. 1.5mm).
For ID<16mm one notch in OD is enough. Scanning:Clockwise and Anti clockwise.
- 8.2 SS: Finished pipes shall be checked for radioactive contamination and reported. Survey meter shall be used to measure at 5cm near the surface.
Acceptance limits: Shall be less than 0.1 milli Rontgen (mR) per hour or 1 micro Sievert per hour.
- 8.3 Photomicrograph test for P91 & P92 pipes - Photomicrograph test shall be carried out from a specimen of pipe in the as finished condition for individual size (OD and wall thickness) per heat per heat treatment batch . Acceptance norms - The Material shall be free from any micro fissures. Microstructure shall show tempered martensite and also to be examined for any grain growth and delta ferrite (to be maintained within 3% for Gr92 and within 2% for Gr91 when measured as per VD TUV 1272). Photomicrograph with 400x (Min) magnification along with Photomicrograph report to be provided. The actual magnification and structure shall be indicated in the report.

9. FINISH AND REPAIR:

The Inside & outside surfaces of the pipes shall be free from any imperfections & defects like laps, seams, folds, cracks, pitting etc;. Localised imperfections, if any, may be removed by grinding or skin machining only, ensuring the wall thickness, inside and outside diameter to provide workmanship like finish. Local depressions or ground spots are not acceptable. Loose scales shall be removed by blast cleaning in both inside and outside surface. Repair by welding is prohibited.

10. MARKING:

(In English only): All mandatory marking shall be done as per material specification (latest).

- 10.1 **Details to be identified:** On Each Pipe (1) PO Number (2) Maker's emblem/code (3) Specification & grade (4) Code case, if applicable (5) Heat number (6) Size (OD x Thickness x Length, in mm), (7) No. of pipes (8) Inspector's seal
- Upto OD 31.8 (Excl.) – Sl.No: 1 to 8 to be stamped on metal or plastic tag attached to bundle.
 - OD 31.8 to OD 76.1 (Incl.) – Sl.No:1 to 6, 8 to be paint stenciled on each pipe, 1 to 8 to be stamped on metal or plastic tag attached to bundle.



Product: Seamless Steel Pipes (for Boiler And Piping)

- OD > 76.1- Sl.No: 2 to 6 & 8 to be hard stamped with round edged stamp at 100mm from an end of each pipe and 1 to 6 to be paint stenciled on each pipe.
- 10.2 **Colour Coding:** Continuous longitudinal colour coding shall be done on the entire length of all pipes, without masking stencilling. Colour coding scheme shall be as per Procedure SIP: PP: 21 (latest).

11. PRESERVATION:

All pipes except SS shall be applied with resin type rust preventive coating with visibility to stencilled details on outside and either with rust preventive coating or rust inhibitor inside. Thick black coating which camouflages the surface of the pipes is not permitted. SS pipes to be surface treated as per ASTM A380 both inside and outside. Ends to be closed with end caps for secured storage.

12. PACKING:

- 1) Thickness \leq 2.5mm in boxes.
- 2) OD \leq 159 mm in bundles. Others in loose condition.
Pipe bundles to be < 4 tons of equal no. of pipes, fastened with galvanised strap/ anti-rust coated (1x25mm.min.) for Carbon Steel & Alloy Steel and by Nylon strap for Stainless Steel at 2 ends & at 1m interval. Wooden pallets to cover pipes are not permitted.

13. INSPECTION AND CERTIFICATION (In English Only):

- 13.1 Products shall be inspected at works and the applicable IBR Form must be countersigned by the Inspecting Authority as indicated below:

Imported Items: Inspecting Authority approved by IBR for the Country of origin (To be concurred by BHEL before placing PO).

Indigenously Supplied items: Director of Boilers/Chief Inspector of Boilers/Inspecting Authority approved by IBR, for the respective state.

- 13.2 Certification in IBR Form III-A for finished pipes from “IBR-Well Known Pipe Maker” or “Inspecting Authority”, as applicable, shall be submitted to BHEL.

Also, certification in IBR Form IV for the raw material signed by “IBR-Well Known Steel Maker” or “Inspecting Authority”, as applicable, shall be submitted to BHEL.

Refer to BHEL Engineering Drawing: 4-03-000-00062 (Latest Rev) for MAWP values for various material grades & sizes at various temperatures.

- 13.3 Additionally, Manufacturer’s Test certificate (MTC) (ORIGINAL in ENGLISH) with following details shall be submitted:

- i) Purchase Order No. (BHEL), TDC No. and its Rev No, Test certificate No. & TC Date, Size and Quantity-Melt wise.
- ii) Specification and Grade with year of code, Code case number (if applicable), Heat Number, Steel & Pipe making process, chemistry including incidental Elements-Ladle and product Analysis.
- iii) Heat Treatment details with actual temperature and soaking time
- iv) Mechanical test Results.
- v) For P91, P92 supplies – the Photomicrograph test report along with photomicrograph with 400X (min) magnification shall be furnished.
- vi) Detailed N.D.E. report with reference norms, Acceptance standards and test results.
- vii) Mill test certificate of the raw material (billets/blooms) as per Cl. 2.
- viii) *Supplier shall certify in the TC by Visual examination attesting to freedom of the pipe surfaces from imperfections and defects. This visual examination shall be performed on the finished pipes after surface preparation before performing UT.*

- 13.4 For SS: Measured Radioactivity levels shall be reported in the Mill Test Certificate and shall be submitted to BHEL (Not to be recorded in IBR Form).



Product: Seamless Steel Pipes (for Boiler And Piping)

- 14. End use: These pipes are meant for use in subcritical and supercritical Boilers. These pipes shall be capable of undergoing forming, bending and welding operations necessary for the application without developing defects.
- 15. *The following Supplementary requirements for SA 335 P92 pipes shall be complied with (in addition to all of the above requirements mentioned from Cl. 1 to 14), unless otherwise exempted in the P.O.*
 - 15.1 *Supplementary tests S1, S2, S3 and S4 as per ASTM A 335 shall be done. However, quantum of tests shall be at least 5% of the pipes per heat or minimum 2 pipes per heat from one end/both ends of the pipe as specified in ASTM A335*
 - 15.2 *Certificate of Conformity shall be submitted by supplier for microstructure and delta ferrite (to be maintained within 3% max when measured as per VD TUV 1272).*

Md Fahad 09/10/23	A Sakthi Ganesh 09/10/2023	N Nirmal Raj 10/10/23	Priya Balaji 24/10/23	T Pandian 24/10/23	JVV Aruna Kumar 24/10/2023
Dy. Manager/QA	Manager/QA	DGM/PE/FB	SDGM/MM	AGM/QC	AGM/QA & BE
Prepared By	Reviewed by			Approved By	