FIRST ANGLE PROJECTION

ALL DIMENSIONS ARE IN mm

DRAWING NO.

	PLANT BOUNDARY
TOTAL AREA	104 Acres.

BIG TABLES – 1364
SMALL TABLES – 252
TOTAL – 1616

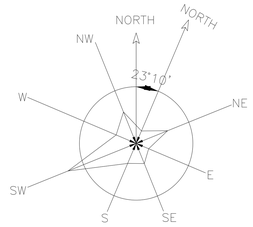

WIND ROSE

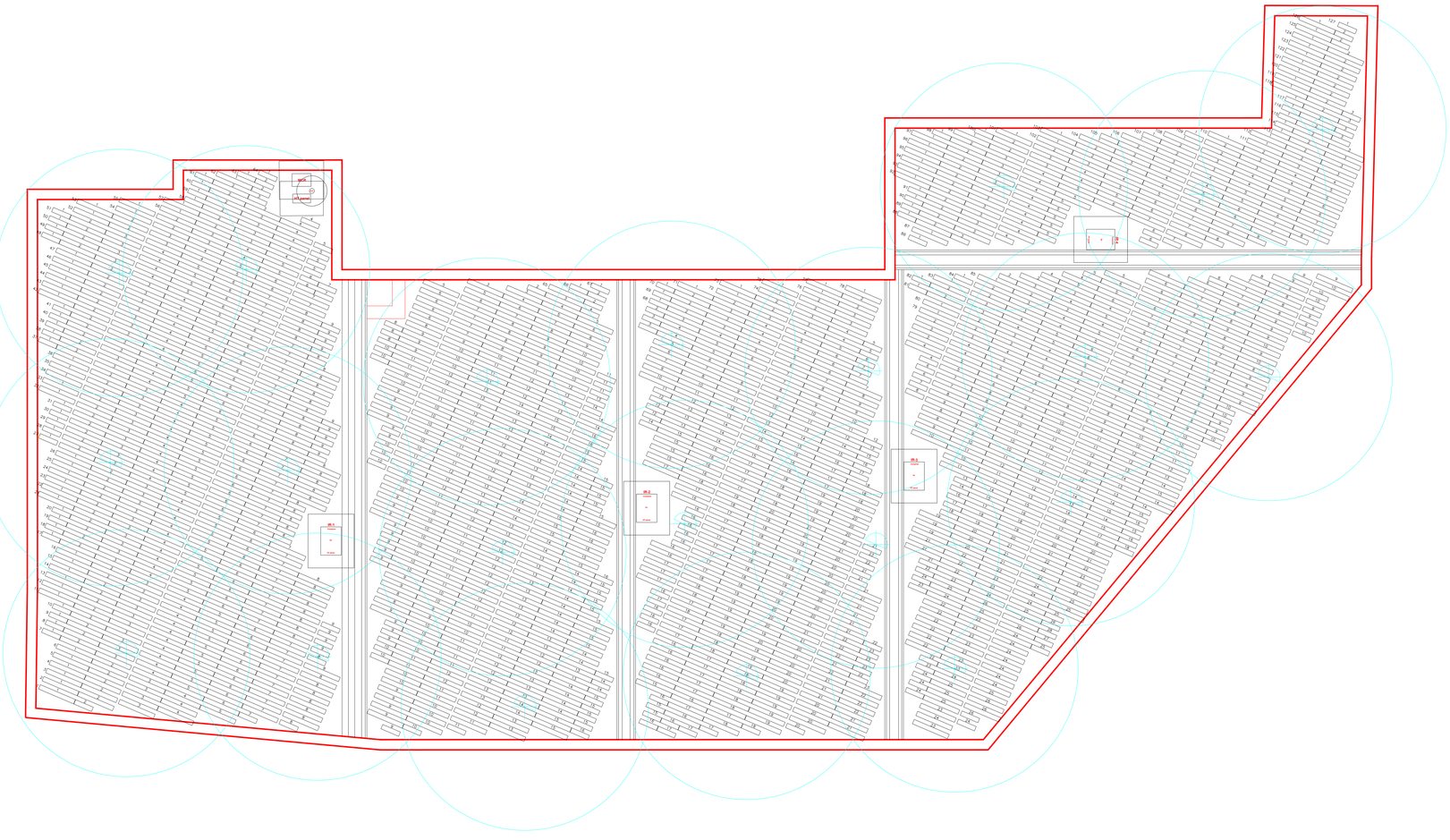

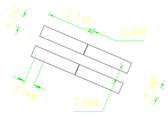

(A).30 MODULE TABLE

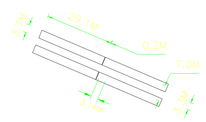

(B).60 MODULE TABLE

LEGEND:–

1. ROADS (i) SINGLE LANE
   (ii) DOUBLE LANE
2. EMBANKMENT
3. BOUNDARY WALL (EXISTING)
4. FENCING
5. LAND ACQUISITION LINE
6. FACILITIES FOR STAGE – I
7. SOLAR PLANT AREA
8. WATCH TOWER
9. FORMATION LEVEL (+)23.20M
10. SWITCHYARD AREA FOR SOLAR PLANT
11. MMS TABLES
12. ROAD AND DRAINS IN SOLOR PLANT AREA

PV ARRAY CAPACITY	20 MW(AC)
TOTAL no.of PV Modules	89400 nos.
PV Modules per series string	30 nos.
Total No. of strings	2980 nos.
LA	21 nos
Main Control Room	1 set
No. of equipment platforms	4 nos
Center to center Inter Row Gap	Refer tables A&B
Land Area	104 Acres.

NOTE:

1.ARRAY LAYOUT HAS BEEN MADE IN REFERENCE TO TOPOGRAPHICAL AND CONTOUR SURVEY DRAWING NO. 5734–004(R)–POC–A–001 Rev.no.B
2.MMS TABLES ARE OF 30/60 PV MODULE CONFIGURATION.

COPYRIGHT AND CONFIDENTIAL
The information on this document is the property of Bharat Heavy Electricals Limited.
It must not be used directly or indirectly in any communication to a third party without the prior consent of the Company

REV.	DATE	ALTERED / CHECKED / APPROVED
00	04.08.20	

	NAME	SIGN	DATE
DRAWN			04.08.20
CHECKED			04.08.20
APPROVED			04.08.20

DISTRIBUTION OF PRINTS

DEPT.	CODE
SCS&PV	439

PROJECT : JHANOR GANDHAR SOLAR POWER PROJECT

CUSTOMER : NTPC

BHARAT HEAVY ELECTRICALS LIMITED.
ELECTRONICS DIVISION, BANGALORE

TITLE: SOLAR PV ARRAY LAYOUT

No. OF SHEETS	02
SHEET No.	01
REV.	00

BHEL DRG. No. 5734–004–PVE–F–001

AO SIZE