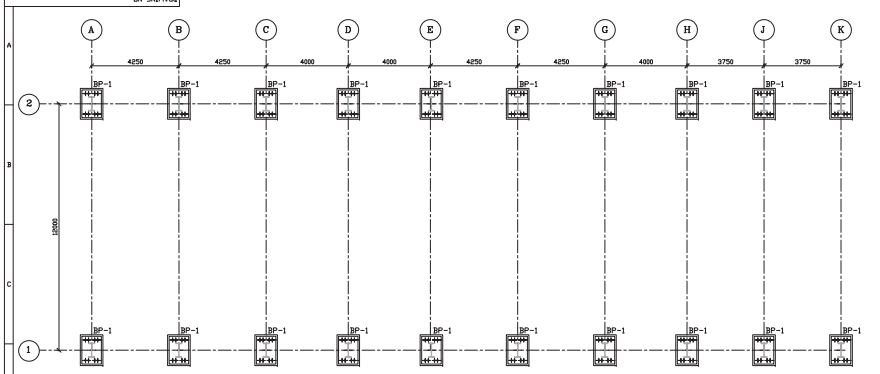

BASE PLATE PLAN AT EL (-)0.950M (FOR UNIT-2)
(READ MIRROR FOR UNIT-1)
(FOR COORDINATES REFER DRG. NO. 100967-PEM)

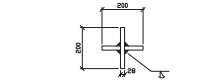

TYP DETAIL OF SHEAR KEY

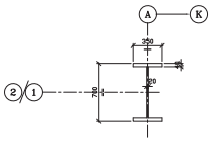

TYP. COLUMN SECTION

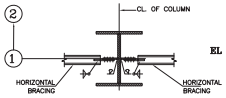

SECTION: F-F

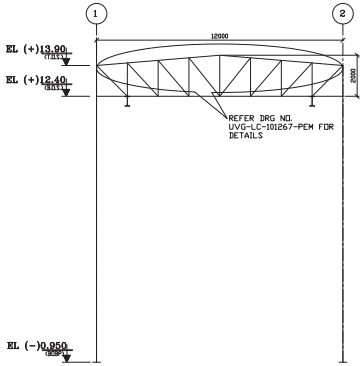

FRAMING ELEVATION ON GRID-A TO K

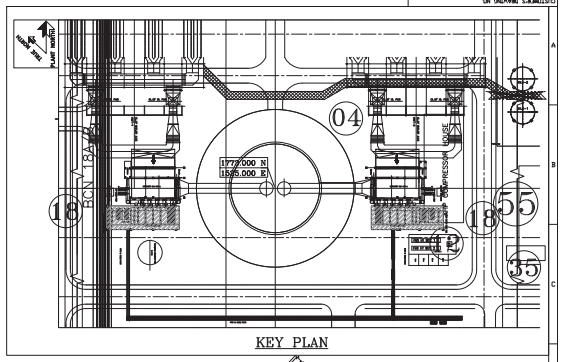

KEY PLAN

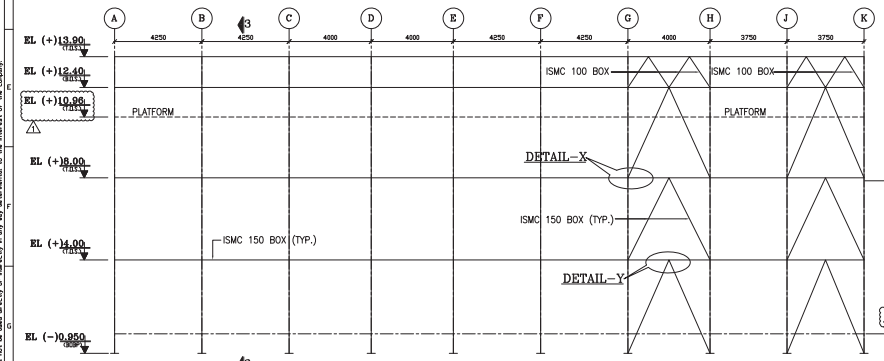

FRAMING ELEVATION ON ROW-1 & 2 (FOR UNIT-2)
(READ MIRROR FOR UNIT-1)

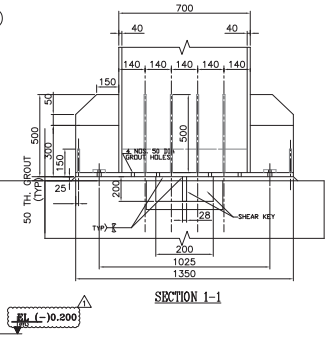

SECTION 1-1

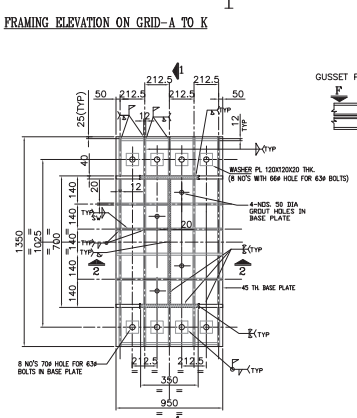

TYP. DETAIL OF BASE PLATE (BP-1)

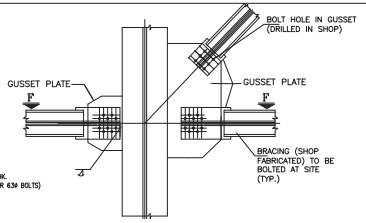

DETAIL-X
(BOLTS SHOWN ARE INDICATIVE ONLY)

NOTES:

1. THIS DRAWING SHALL BE READ IN CONJUNCTION WITH CONTRACT TERMS AND CONDITIONS, TECHNICAL SPECIFICATIONS AND SCHEDULE OF ITEMS.
2. ALL DIMENSIONS ARE IN MM & ELEVATIONS IN METERS UNLESS STATED OTHERWISE.
3. ALL ELEVATIONS ARE REFERRED TO THE FINISHED FLOOR LEVEL OF POWER HOUSE BUILDING AS EL. 0.00 M WHICH CORRESPONDS TO RL(+) 5.60 M.
4. FOR ALL OTHER NOTES REFER GENERAL NOTES FOR STRUCTURAL STEEL WORKS DRG. NO. MAITREE-00-UTX-LC-100200-PEM.
5. GRADE OF STEEL- E350, CONFIRMING TO SA/IS-2062.
6. FOR GROUTING OF BASE PLATE REF. DRG. NO. MAITREE-00-UMA-LB-100111-PEM.
7. CONNECTION DETAILS SHOWN ARE INDICATIVE ONLY. SIZE & THICKNESS OF GUSSETS, NO. & DIA. OF CONNECTION BOLTS ETC. SHALL BE SHOWN IN CORRESPONDING FABRICATION DRG.
8. ALL FIELD CONNECTIONS SHALL BE BOLTED.

REFERENCE DRAWINGS :-

1. MAITREE-1-HTD-MLH-200186-RPT-B -GA DRAWING OF RC PUMP AND OXIDATION BLOWER HOUSE
2. MAITREE-0-MA-LD-421100M001PEM-C - PLOT PLAN
3. MAITREE-00-UVG-LC-101267-PEM - (FLUE GAS DESULPHARISATION) RC PUMP & OXIDATION BLOWER BUILDING-STRUCTURAL DETAILS OF ROOF
4. MAITREE-00-UVG-LB-100967-PEM - FGD - OXIDATION BLOWER BUILDING & ABSORBER LAYOUT & RC DETAILS OF FOUNDATION

LEGEND :

CL.	=	CENTRE LINE
EL	=	ELEVATION
T.O.C.	=	TOP OF CONCRETE
TYP	=	TYPICAL
MC	=	MOMENT CONNECTION
T.O.S.	=	TOP OF STEEL
SW	=	SHOP WELDING
FB	=	FIELD BOLTING
B.O.S.	=	BOTTOM OF STEEL
N.T.S.	=	NOT TO SCALE
T.O.P.	=	TOP OF PLATE
WP.	=	WEB PLATE
(R)	=	REMOVABLE BEAM
PPF	=	PLATE PER FLANGE
T.O.COL.	=	TOP OF COLUMN
BOBP	=	BOTTOM OF BASE PLATE

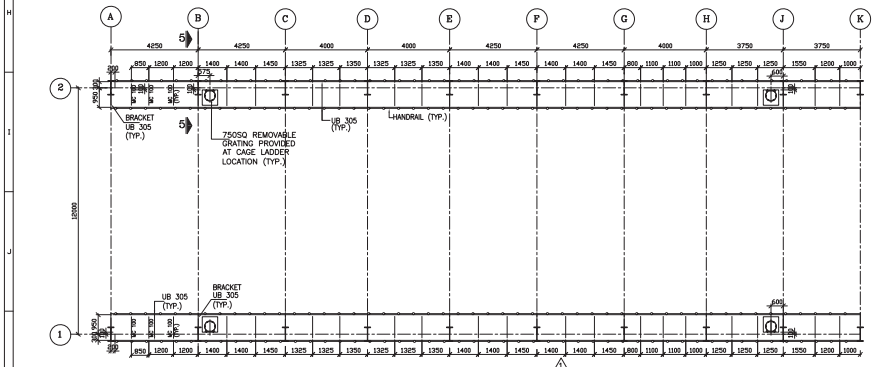

PLATFORM DETAIL AT EL (+)10.960M (T.O.S.)

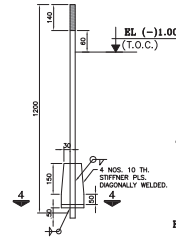

TYP. DETAIL OF 63 DIA BOLT

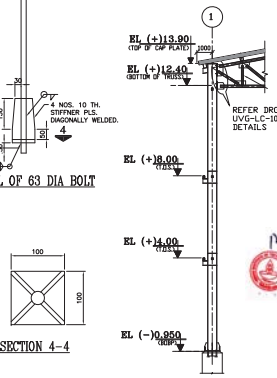

SECTION 3-3
(MIRROR IMAGE FOR GRID-2)
(FOR CLADDING DETAILS REFER SEPARATE DRG.)

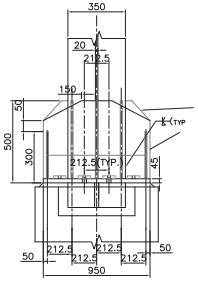

SECTION 2-2

SECTION 4-4

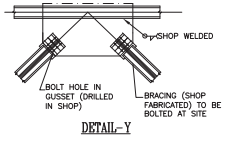

DETAIL-Y

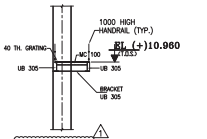

SECTION 5-5

TOTAL TONNAGE = 210 MT (APPROX.)
(FOR BOTH UNIT)

Vetted & Approved by Prof. B. NAGESWARA RAO Structural Engineering Laboratory Department of Civil Engineering IIT Madras, Chennai - 600 036

BHEL-PROJECT ENGINEERING MANAGEMENT(CIVIL)
THIS DRAWING MARKED(✓) IS RELEASED FOR
☑ COMMENTS/APPROVAL
☐ PLANNING/INFORMATION
☐ CONSTRUCTION
STAMP ALL PREVIOUS REVISION AS SUPERSEDED
ISSUED BY
NAME: SACHIN PANDIT
SIGNATURE:
DATE: 04 MAY 2019

BHEL-PROJECT ENGINEERING MANAGEMENT (CIVIL)
RELEASED FOR CONSTRUCTION
ISSUED BY: P.ABHUKSH JAMAL
DATE: 27/05/2019
APPROVED IN FIG-N CATEGORY ON 17/12/2018

	DATE	ALTERED	CHECKED	APPROVED	NOTE
2					
1	04.05.19	RAHUL	PUNAM	SACHIN	PLATFORM DETAILS ADDED AND FFL REVISED MARKED AS 1

PROJECT
2x660MW MAITREE SUPER THERMAL POWER PROJECT, RAMPAL, BANGLADESH
(EPC MAIN PLANT PACKAGE)

OWNER CONSULTANT:
FICHTNER
M/s FICHTNER GmbH & Co KG,
Stuttgart,GERMANY

OWNER:
BANGLADESH-INDIA FRIENDSHIP POWER COMPANY (PVT.) LIMITED, BANGLADESH

BHARAT HEAVY ELECTRICALS LTD
POWER SECTOR
PROJECTS ENGINEERING MANAGEMENT
NOIDA

	DATE	NAME
DRAWN BY	02.11.2018	RAHUL
DESIGN BY	02.11.2018	PUNAM
CHECKED BY	02.11.2018	SACHIN
APPROVED BY	02.11.2018	A.N.
SUPERSEDES:		
SUPERSEDED BY:		

SCALE:
SHEET 1 OF 1

TITLE
(FLUE GAS DESULPHARISATION)
RC PUMP & OXIDATION BLOWER
BUILDING-STRUCTURAL FRAMING

SIZE: A1 | PROJECT NO: 421 | FILE:
SYSTEM: | ANNEX: | DRAWING NO: MAITREE-00-UVG-LC-101067-PEM | REV 1

COPY RIGHT AND CONFIDENTIAL
This drawing is the property of BHARAT HEAVY ELECTRICALS LIMITED
It must not be used directly or indirectly, in any way prejudicial to the interests of the Company.

COMPUTER FILE NAME:

FIRST ANGLE PROJECTION | ALL DIMENSIONS ARE IN MM
DRAWING NO. MAITREE-00-UVG-LC-101067-PEM
CUSTOMER'S DRAWING NO.